



C3

ATE Classic 2014 (Mercedes Benz)

**Bremsen-Ersatzteilprogramm
Brake Parts Program**



Kompetenz und Aktualität

Competence and topicality

Besuch uns auf Facebook

Visit us at facebook



www.facebook.com/ATE

ATE Online-Katalog

ATE online-catalog



Noch aktuellere Informationen finden Sie im **Online-Katalog** von ATE. Hier werden die Kataloginformationen mindestens monatlich aktualisiert. Sie finden den ATE Online-Katalog in der Rubrik "Kataloge -> Ersatzteile online" im Internet auf unserer Homepage unter www.ate.de.

Even more current information you find in the ATE **online-catalog**. Here the spare part information are posted at least monthly. You find the ATE online-catalog in the column "Catalogs -> replacement parts" on the Internet on our homepage www.ate.de.

ATE wird mobil

ATE goes mobile



Das Produktportfolio des Bremsenspezialisten ATE ist jetzt auch mobil

über die Smartphonereihe von

Apple zu erreichen. Mit dieser Applikation können Anwender alle Produkte der Marke ATE auf vielfältige Weise suchen und identifizieren. Die Software steht kostenlos im App Store von Apple zum Download bereit. Sie kann über Suchbegriffe wie „ATE“ oder „Bremsen“ leicht gefunden und installiert werden.

The product range of brake specialists ATE is now also accessible on the move using smartphones from Apple. With this application, users can search for and identify all products belonging to the ATE brand in a number of different ways. The software is available for download free of charge in Apple's App Store. It can easily be found and installed using search terms such as "ATE" or "brakes".

Jetzt auch für iPad und Android
Now also for iPad and Android

ATE Werkzeugkatalog

ATE Catalog Brake service equipment and tools



Die aktuelle Ausgabe heisst WK4 und ist zur Zeit in 7 Sprachen erhältlich.

The current edition called WK4 is by that time available in 7 languages.

So benutzen Sie den C3

Fahrzeugtypen		Einbaue Zeitraum (von/bis)		ATE-Artikelnummer (lang)		Bemerkung (Artikel)			
Vorder-/Hinterachse	Fahrgestellnummer (von/bis)	Bemerkung (Fahrzeug)		ATE-Artikelnummer (kurz)		Artikeldefinition			
	kW								
 1,8 T 1,8 T Quattro 2,0 2,0 TFSI	◀ 120 ◀ 120 ◀ 96 ◀ 120	8E-55-99999 04.02 05.03 05.04	08.06 08.06 08.06	PR: 1LB,1LE PR: 1LB,1LE PR: 1LB,1LE PR: 1LB,1LE	11.3571-8522.2 11.3571-8521.2 11.0441-5704.2 11.0101-5409.2	220320 220319 250034 260035	+ ESP + ESP	D=57, - Halter D=57, - Halter Dichtungssatz Hülsenatz	ATE ATE ATE ATE
*	**				***		****		

*Produktgruppen

	Bremskraftverstärker		Bremstrommel
	Hauptbremszylinder		ATE Original Kit ATE Original TopKit
	Ausgleichsbehälter		Trommelbremsbacken für Feststellbremse
	Bremssattel		Handbremsseil
	Scheibenbremsbeläge		Bremskraftregler
	Bremsscheibe ATE PowerDisc		Kupplungs- Geberzylinder
	Bremsschlauch		Kupplungs- Nehmerzylinder
	Radsensor		Kupplungsschlauch
	Radzylinder		Kupplungsseil
	Trommelbremsbacken		

**Lenkungsart

- ◀ Linkslenker
- ▶ Rechtslenker

****Herstellerkennung

ATE	Continental Teves (ATE)
AKE	Akebono
AP	AP Lockheed
BDX	Bendix
BOS	Bosch
BRE	Brembo
CIT	Citroën
DEL	Delco
FI	Fiat
FTE	FTE Automotive
LUC	Lucas (TRW)
PER	Perrot
SUM	Sumitomo
TOK	Tokico
VW	Volkswagen

***Einbauposition

	vorne
	hinten
	links
	rechts
	links vorne
	links hinten
	rechts vorne
	rechts hinten
	mitte
	oben
	unten
	Vorderachse
	Vorderachse links
	Vorderachse rechts
	Hinterachse
	Hinterachse links
	Hinterachse rechts


























Sämtliche Positionsangaben beziehen sich immer auf die Fahrtrichtung.

Abkürzungen

-	Ohne / nicht	L	Legiert / hochgekohlt
+	Mit / nur / für	L=	Länge
AUT	Automatische Nachstel- lung	Nz	Nehmerzylinder
B	Beschichtet	PD	PowerDisc
BG	Bremskraftbegrenzer	Rz	Radzylinder
BR	Bremskraftregler	RzR	Radzylinder mit integriertem Regler
BRE	Einschraubregler	S	Fixierschraube / Sattelschraube
BRES	Einschraubreglersatz	THz	Tandem-Hauptzylinder
BRL	Bremskraftregler lastabhängig	V	Belüftet
D=	Durchmesser	WE	Warneinrichtung
Gz	Geberzylinder	WK	Warnkontakt
HEB	Hebel	Zub	Zubehör
H	Hauptzylinder		



Artikelinformationen

		KURZNUMMER				KURZNUMMER																					
	03.6199-xxxx.4 → 03.61dy-xxxx.4 → 03.67dy-xxxx.4 → 03.68dy-xxxx.4 → 03.69dy-xxxx.4 → 03.77dy-xxxx.4 →	30nnnn 30nnnn 30nnnn 30nnnn 30nnnn 30nnnn	Bremskraftverstärker T50 T51 T52/3 T52 T53 T52/4	<table border="1" data-bbox="550 369 790 582"> <tr> <td>d</td> <td>y</td> </tr> <tr> <td></td> <td>0 = Einfachgerät 5 = Tandemgerät</td> </tr> <tr> <td>2 = 6"</td> <td></td> </tr> <tr> <td>3 = 7"</td> <td></td> </tr> <tr> <td>4 = 8"</td> <td>0 = Einfachgerät</td> </tr> <tr> <td>5 = 9"</td> <td>3 = Einfachgerät BA</td> </tr> <tr> <td>6 = 10"</td> <td>5 = Einfachgerät</td> </tr> <tr> <td></td> <td>8 = Einfachgerät BA</td> </tr> <tr> <td></td> <td>BA = Bremsassistent</td> </tr> <tr> <td></td> <td>Z = Zugankerbremsgeräte</td> </tr> </table>	d	y		0 = Einfachgerät 5 = Tandemgerät	2 = 6"		3 = 7"		4 = 8"	0 = Einfachgerät	5 = 9"	3 = Einfachgerät BA	6 = 10"	5 = Einfachgerät		8 = Einfachgerät BA		BA = Bremsassistent		Z = Zugankerbremsgeräte		24.02dd-dxxx.x → 230/231 × 47	48nnnn Durchmesser / maximaler Durchmesser × Tiefe
d	y																										
	0 = Einfachgerät 5 = Tandemgerät																										
2 = 6"																											
3 = 7"																											
4 = 8"	0 = Einfachgerät																										
5 = 9"	3 = Einfachgerät BA																										
6 = 10"	5 = Einfachgerät																										
	8 = Einfachgerät BA																										
	BA = Bremsassistent																										
	Z = Zugankerbremsgeräte																										
	03.78dy-xxxx.4 → 03.78dy-xxxx.4 → 03.78dy-xxxx.4 → 03.78dy-xxxx.4 → 03.78dy-xxxx.4 → 03.78dy-xxxx.4 → 03.78dy-xxxx.4 →	30nnnn 30nnnn 30nnnn 30nnnn 30nnnn 30nnnn 30nnnn	T52/4 T52/4Z T52/5 T52/5Z T55/1 T55/1Z		▲ 03.27dd-xxxx.3 → ▲ 03.32dd-xxxx.3 → 03.040x-xxdd.2 → 03.0470-xxdd.2 →	02nnnn 02nnnn 06nnnn 06nnnn	einseitig wirkender Radzylinder Radzylinder Reparatur-Satz (mit Kolben) Dichtungs-Satz (ohne Kolben)																				
	▲ 03.20dd-xxxx.3 → ▲ 03.21dd-xxxx.3 → ▲ 03.23dd-xxxx.3 → ▲ 03.31dd-xxxx.3 → 03.0370-xxdd.2 →	01nnnn 01nnnn 01nnnn 01nnnn 05xxdd	Tandem-Hauptzylinder gestuft Tandem-Hauptzylinder Stufen-Hauptzylinder Hauptzylinder (z. B. 03.2122-: Ø=22,20) Reparaturatz		03.0420-xxdd.3 → 03.0520-xxdd.3 →	68xxdd 69xxdd	ATE Original Kit ATE Original TopKit (Radzylinder + Trommelbrems- backen + Einbausatz) dd = Nennmaß Radzylinder																				
	03.3508-xxxx.x → 03.3509-xxxx.x → 03.3558.0000.x → 03.0101-xxxx.2 →	31nnnn 31nnnn 31nnnn 39nnnn	Ausgleichsbehälter Ausgleichsbehälter Ausgleichsbehälter Reparaturatz		03.0137-0xxx.2 → 03.0137-9xxx.2 →	650xxx 669xxx	Feststellbremse (Trommelbremsbacken) Einbausatz																				
	▲ 11.3ddx-xxxx.2 → 11.9ddx-xxxx.2 → ▲ 13.2ddx-xxxx.2 → ▲ 13.4ddx-xxxx.2 → 13.9ddx-xxxx.2 → 24.3ddx-xxxx.5 → 11.0441-ddxx.2 → 13.0441-ddxx.2 → 11.0230-xxxx.2 → 24.0101-xxxx.2 → ▲ 11.0101-xxxx.2 → 11.8116-xxxx.1 →	22nnnn 22nnnn 21nnnn 21nnnn 21nnnn 24nnnn 25nnnn 25nnnn 26nnnn 26nnnn 26nnnn 39nnnn	Faustsattel Faustsattel 2-Zyl. Festsattel 4-Zyl. Festsattel Festsattel Austauschsattel Faustsattel Dichtungs-Satz Dichtungs-Satz Faustsattelhalter-Satz (Halter, Schiebehülzensatz, Führungsbolzen) Bremsattel-Zubehör (Schiebehülzensatz, Führungsbolzen) Schiebehülzensatz Haltefeder		185 × 31 AUT HEB Zub	Durchmesser × Breite mit automatischer Nachstellung mit Hebel mit Zubehör																					
	13.0460-xxxx.2 → 13.0460-0xxx.2 → 24.8190-xxxx.2 →	60xxxx 610xxx 62xxxx	Scheibenbremsbelag Belagsatz-Zubehör Warnkontakt		24.3727-xxxx.2 →	58xxxx	Handbremsseil																				
	20034 15,0 + WE WK S Zub		WVA-Nummer / Dicke weitere WVA-Nummern siehe Anhang Warneinrichtung mit Warnkontakt mit Sattelschraube mit Zubehör		83.5yxx-LLLL.3 → 83.6yxx-LLLL.3 → 83.7yxx-LLLL.3 →	33nnnn 33nnnn 33nnnn	Brems-/Kupplungsschlauch Brems-/Kupplungsschlauch Brems-/Kupplungsschlauch y = 1: Gewinde 1 × innen/1 × außen y = 2: Gewinde 2 × innen y = 3: Gewinde 2 × außen																				
					03.60xx-xxxx.3 → 03.65xx-xxxx.3 → 03.0101-xxxx.2 →	32nnnn 32nnnn 32nnnn	Bremskraftregler (BR) Bremskraftbegrenzer (BG) Einschraubregler (BRE) Bremskraftregler lastabhängig (BRL) Einschraubregler-Satz (BRES)																				
					35/3 braun (4)		Kennzeichen, Farbmarkierung (Anzahl der Anschlüsse)																				
			Bremsbelagsätze haben eine Allgemeine Betriebslaubnis (ABE) oder eine Homologation nach ECE-R90, bzw. kommen aus derselben Fertigung und unterliegen derselben Qualitätssicherung wie der vom Fahrzeughersteller vorgesehene Belag.		▲ 03.24dd-xxxx.3 → 03.0350-ddxx.2 →	03nnnn 07ddxx	Kupplungs-Geberzylinder (z. B. 03.2419-: Ø=19,05) Dichtungs-Satz																				
	24.01dd-xxxx.x → 24.03dd-xxxx.x →	4ddxxx 5ddxxx	Bremsscheibe ATE PowerDisc dd = Dicke (z.B. 24.0322- : Dicke = 22)		▲ 03.25dd-xxxx.3 → 03.0450-ddxx.2 →	04nnnn 08ddxx	Kupplungs-Nehmerzylinder (z. B. 03.2525-: Ø=25,40) Dichtungs-Satz																				
	284 22 20 V L PD B V L S PD		Durchmesser / Dicke / Mindestdicke beschichtet belüftet legiert / hochgekohlt Fixierschraube ATE PowerDisc		24.3728-xxxx.2 →	59xxxx	Kupplungsseil																				
					24.07xx-xxxx.x →	36nnnn	Radsensor																				

nnnn = Die letzten vier Ziffern entsprechen einer Zählnummer.

dd = Nennmaß

▲ Auch 24. bei gleicher Benummerungssystematik möglich.

■ Auch 03., 24. und 83. bei gleicher Benummerungssystematik möglich.

Nachdruck, auch auszugsweise, nur mit unserer Genehmigung gestattet. Ersatzansprüche auf Grund von Angaben in diesem Katalog können nicht anerkannt werden. Konstruktionsänderungen vorbehalten. Soweit wir in unseren Unterlagen Bezug nehmen auf die Ersatzteilnummer des Fahrzeugherstellers, dient dies nur zu Vergleichszwecken. Eine Verwendung derartiger Angaben in Rechnungen an den Fahrzeugbesitzer ist nicht statthaft.

Die Modell- und Ersatzteilmultifunktionalität einiger Fahrzeughersteller erlaubt nicht immer eine genaue Zuordnung. Bitte beachten Sie daher besonders die im Katalog aufgeführten Bemerkungen und Ersatzteilbeschreibungen.

C3

(D) Inhaltsverzeichnis

ATE Classic	2
Bremsflüssigkeit	4
Fahrzeugregister	7
Fahrzeugverwendungen	11
Abmessungen Bremsscheiben	385
Armaturen	397
Bremsgeräte komplett	411
Reparatursätze	425
Vergleichsliste	439
Technische Übersetzungen	479
So benutzen Sie den C3	489

(EN) Table of contents

ATE Classic	2
Brake fluid	4
Index of vehicles	7
Applications of vehicles	11
Dimensions brake discs	385
Fittings	397
Booster units complete	411
Repair kits	425
Cross reference list	439
Technical translations	479
How to use the C3	489

(FR) Table des matières

ATE Classic	2
Liquides de frein	4
Liste des véhicules	7
Applications	11
Dimensions Disques de frein	385
Composants et accessoires	397
Servo-freins complets	411
Nécessaires de réparation	425
Liste des correspondances	439
Traductions techniques	479
Utilisation du catalogue C3	489

(ES) Índice

ATE Classic	2
Líquido de freno	4
Índice de vehículos	7
Aplicaciones	11
Medidas disco de freno	385
Assesorios	397
Servofreno completo	411
Juegos de reparación	425
Lista comparativa WVA	439
Traducciones técnicas	479
Use así el C3	489

ATE Classic – Teile und Service

Originalgetreue Bremseninstandsetzung
für Old- und Youngtimer

Wir lieben Oldies

Old- und Youngtimer wecken Emotionen. Sie werden liebevoll restauriert und gepflegt. Denn sie sollen ihren Besitzern möglichst lange erhalten bleiben. Neben dem optischen Anspruch sollen sie natürlich auch sicher im Straßenverkehr unterwegs sein. Hierzu brauchen sie vor allem intakte Bremsen.

Originalgetreue Bremseninstandsetzung

Mit der neuen Produktfamilie ATE Classic unterstützen wir von Continental Freunde klassischer Automobile bei der professionellen und originalgetreuen Bremseninstandsetzung. ATE Classic bietet ein breit gefächertes Programm an Bremsenersatzteilen speziell für Old- und Youngtimer. Zudem gibt es unter dem neuen Produktnamen Classic einen zielgruppenorientierten Service für das Beschaffen rar gewordener Komponenten von Bremssystemen.

Nachschlagewerk für Bremsenersatzteile

In unserem neuen ATE Classic Katalog finden Fachleute ein breites Spektrum verfügbarer Bremsenersatzteile. Dieses Programm haben wir speziell für Pkw und Nkw zusammengestellt, die älter sind als 20 Jahre. Das ATE Classic Programm umfasst alle Produktgruppen innerhalb des Bremssystems und reicht von Verschleißteilen bis hin zu mechanischen und hydraulischen Betätigungskomponenten.

Besonderer Service für besondere Fahrzeuge

Sollte ein Bremsenersatzteil nicht im ATE Classic Katalog zu finden sein, können Sie sich mit Hilfe eines Anfrageformulars unter www.ate-classic.de direkt an unsere ATE Classic Vertriebs-Spezialisten wenden. Wir prüfen, ob das benötigte Ersatzteil im Lager verfügbar ist oder neu produziert werden kann. Darüber hinaus beraten wir Sie über technisch gleichwertige Alternativen und geben Hinweise auf mögliche Bezugsquellen.

Klassik-Kompetenz steigern - neue Kunden gewinnen

Die Marke ATE hat eine lange Tradition in der Automobilgeschichte. Schon seit mehr als hundert Jahren entwickelt und produziert ATE innovative Bremssysteme. Zahlreiche wegweisende Entwicklungen in der Bremsentechnik sind auf das Know-how von ATE zurückzuführen. Mit ATE Classic bündeln wir von Continental im Automotive Aftermarket nun diese Erfahrungen und helfen Ihnen, den Fachleuten aus Handel und Kfz-Werkstätten, ihre Klassik-Kompetenz auszubauen. Zudem öffnet ATE Classic den Zugang zu neuen Kundengruppen.



ATE Classic: Vorteile im Überblick

- umfangreiches Produktprogramm – speziell für Pkw und Nfz, die älter sind als 20 Jahre
- Übersichtlicher ATE Classic Katalog
- schnelle Lieferung der im Katalog gelisteten Ersatzteile über den Fachhandel
- Verfügbarkeit des ATE Classic Programms in elektronischen Teilekatalogen (TecDoc)
- sichere und originalgetreue Bremsenreparatur dank ATE Bremsenersatzteilen in OE-Qualität
- Beratung über technisch gleichwertige Alternativen
- Hilfestellung beim Beschaffen vergriffener Ersatzteile

ATE Classic – parts and service

Brake repairs with authentic parts for classic
and near-classic cars



We love classic cars

Classic cars – and those that are on the way to becoming classics – evoke strong emotions. They are restored and maintained with loving care, and their owners want to keep them in top condition for as long as possible. While preserving a first-rate appearance is an important goal, these cars must be safe on the road as well. And that means having effective brakes.

Brake repairs with authentic parts

Continental's new ATE Classic product family allows classic car enthusiasts to carry out professional brake repairs with parts that match the originals. ATE Classic provides an extensive line of replacement parts suited especially for classic and near-classic cars. In addition, the new Classic service helps owners to procure brake system components that have become hard to find.

Reference work for replacement brake parts

Our new ATE Classic catalog offers professionals a wide range of replacement parts for brakes. We've put together this selection especially for cars and commercial vehicles that are over 20 years old. The ATE Classic product family includes all brake system product groups, from wear parts all the way up to mechanical and hydraulic actuation components.

A special service for special vehicles

If you do not find a particular replacement part in the ATE Classic catalog, you can contact our ATE Classic sales specialists directly using a query form at www.ate-classic.com. We'll check whether we have the part in stock and, if not, whether we can produce a new one. Moreover, we'll advise you on alternatives that are equally effective from a technical standpoint and tell you where you can obtain them.

Enhance your classic car expertise and win new customers

The ATE brand has a longstanding reputation in the automotive industry. For more than one hundred years, ATE has developed and manufactured innovative brake systems, introducing many groundbreaking advances. Now, with ATE Classic, Continental has brought all this experience together. ATE Classic will help you as a dealer or repair facility to enhance your expertise in classic cars, enabling you to gain access to new customer groups.



ATE Classic: summary of the advantages

- Extensive product range geared to cars and commercial vehicles over 20 years old
- Easy-to-use ATE Classic catalog
- Quick delivery, via specialist dealers, of spare parts listed in the catalog
- Availability of ATE Classic products in electronic parts catalogs (TecDoc)
- Reliable brake repairs that are true to the original, using ATE spare parts in OEM quality
- Advisory service for finding equally effective alternatives
- Support in procuring spare parts that are no longer on the market
- Enhancement of classic car expertise for dealers and repair facilities, thus providing access to new customer groups
- Further information at www.ate-classic.com

Original ATE Bremsflüssigkeiten

Bremsflüssigkeitswechsel: Für Ihre Sicherheit unverzichtbar

Original ATE Brake Fluids

Brake fluid changes: mandatory for optimum safety



Bremsflüssigkeit Brake Fluid	ATE G	ATE SL	ATE SL.6	ATE TYP 200
	DOT 3	DOT 4	DOT 4 ISO-Klasse 6 · ISO Class 6	DOT 4 The new racing quality
	Unsere Traditionsreichel!	Millionenfach bewährte DOT 4-Qualität	Niedrigviskose Flüssigkeit, ersetzt die Super DOT 4, für elektronische Bremsysteme	Minimaler Siede- punktabfall durch hervorragendes Wasserbindungs- vermögen
	Our tradition- steeped fluid!	DOT 4 quality proven millions of times	Low-viscosity fluid, replaces Super DOT 4, for electronic brake systems	Minimal drop in boiling point due to outstanding water binding properties
Siedepunkt mind. Boiling point min.	245°C	260°C	265°C	280°C
Nass-Siedepunkt mind. Wet boiling point min.	150°C	165°C	175°C	198°C
Viskosität bei -40°C Viscosity at - 40°C	max.1500 mm ² /s	max. 1400 mm ² /s	max. 700 mm ² /s	max.1400 mm ² /s
Wechselintervall Change interval	bis 1 Jahr up to 1 year	bis 1 Jahr up to 1 year	bis 2 Jahre up to 2 years	bis 3 Jahre up to 3 years

für Fahrzeugbaujahre bis ca. 1990
for vehicles built up to 1990

Zur Erhaltung der Funktionssicherheit der Bremsanlage muss Bremsflüssigkeit entsprechend der vom Fahrzeughersteller vorgegebenen Qualität und den Wechselintervallen gewechselt werden.

To maintain the functional reliability of the brake system, brake fluid must be changed according to the specifications of the vehicle manufacturer (quality and change interval).

ATE Bremsflüssigkeiten (ausser LHM PLUS) dürfen nicht in Bremsanlagen eingefüllt werden, die für den Betrieb mit Mineral-Hydrauliköl ausgelegt sind.

ATE Brake Fluids (except LHM PLUS) must not be poured into brake systems that are designed for use with mineral hydraulic oil.

DOT = US-amerikanisches Sicherheitsgesetz für Bremsflüssigkeit

DOT = US Department of Transportation legal safety standards for brake fluids

Typ Type	ATE Sachnummer ATE partnumber	EAN-Nr. 4006633 EAN-No. 4006633	Gebinde Container size	Paletteneinheit* Pallet units*
G SAE Spezifikation J1703-FMVSS 116/DOT 3	705302 03.9901-5302.2/02	10199 8	1 l	D
	705303 03.9901-5303.2/02	10201 8	5 l	F
größere Gebinde auf Anfrage - Bigger container sizes on demand				
SL SAE Spezifikation J1703-FMVSS 116/DOT 4	705808 03.9901-5808.2/02	49000 9	1/4 l	A
	705801 03.9901-5801.2/02	49001 6	1/2 l	B
	705802 03.9901-5802.2/02	49002 3	1 l	D
	705803 03.9901-5803.2/02	49003 0	5 l	F
	705811 03.9901-5811.2/02	29907 7	20 l	R
	705820 03.9901-5820.2/01	10824 9	30 l	H
	705814 03.9901-5814.2/01	10366 4	50 l	P
	705805 03.9901-5805.2/01	49005 4	200 l	S
NEW SL.6 SAE Spezifikation J1703-FMVSS 116/DOT 4 ISO Klasse 6 - niedrigviskos	706408 03.9901-6408.2/02	22762 9	1/4 l	A
	706402 03.9901-6402.2/02	20746 1	1 l	D
	706403 03.9901-6403.2/02	20748 5	5 l	F
	706411 03.9901-6411.2/02	20750 8	20 l	R
	706420 03.9901-6420.2/02	23120 6	30 l	H
	706414 03.9901-6414.2/02	23005 6	50 l	P
	706405 03.9901-6405.2/02	23121 3	200 l	S
TYP 200 The new racing quality SAE Spezifikation J1703-FMVSS 116/DOT 4	706202 03.9901-6202.2/02	10825 6	1 l	D
	706203 03.9901-6203.2/02	12166 8	5 l	F
	706220 03.9901-6220.2/01	12780 6	30 l	H
	706214 03.9901-6214.2/01	12779 0	50 l	P
	706205 03.9901-6205.2/01	12778 3	200 l	S
SUPER DOT 4 SAE Spezifikation J1703-FMVSS 116/DOT 4	706020 03.9901-6020.2/01	14544 2	30 l	H
	706005 03.9901-6005.2/01	07769 9	200 l	S
LHM PLUS Mineral-Hydrauliköl, ISO 7308 Mineral-Hydraulic Oil, ISO 7308	700016 24.9903-5001.2/02	07259 5	1 l	N
	700017 24.9903-5005.2/02	07261 8	5 l	O
ATE Bremszylinder-Paste ATE Brake Cylinder Paste	700009 03.9902-0501.2/02	13536 8	180 g	L
	700010 03.9902-0503.2/01	13532 0	5 kg	K
	700011 03.9902-0504.2/01	13530 6	40 kg	P
ATE Prüfflüssigkeit ATE Testing Fluid	700002 03.9902-0116.2/02	10374 9	5 l	F
ATE plastilube®	700014 03.9902-1001.2/02	05176 7	35 ml	I
	700015 03.9902-1002.2/02	05184 2	75 ml	J
ATE Leerkanne ATE neutral empty container	740169 03.9302-1474.1/01	07782 8	25 l	-
Ausgiesser für 5-l-Kanne Spout for 5l Container	760070 03.9314-5940.3/01	07786 6	-	-
Kannen-Auslass-Hahn für 5l & 20l Kanne Tap for 5l and 20l Container	760153 03.9314-5960.3/02	30855 7	-	-

***Paletteneinheit:**

A = 1728 Kannen je Palette (24 Kannen je Karton)	J = 1728 Tuben je Palette (12 Tuben je Karton)
B = 1200 Kannen je Palette (20 Kannen je Karton)	K = 60 Eimer je Palette
C = 600 Kannen je Palette (20 Kannen je Karton)	L = 1800 Tuben je Palette (40 Tuben je Karton)
D = 600 Kannen je Palette (10 Kannen je Karton)	M = 18 Kannen je Palette
E = 360 Kannen je Palette (10 Kannen je Karton)	N = 300 Kannen je Palette (10 Kannen je Karton)
F = 144 Kannen je Palette (4 Kannen je Karton)	O = 64 Kannen je Palette (4 Kannen je Karton)
G = 50 Kannen je Palette	P = 12 Kannen je Palette
H = 22 Kannen je Palette	R = 36 Kannen je Palette
I = 5040 Tuben je Palette (24 Tuben je Karton)	S = 1 Stück

***Pallet units:**

A = 1728 containers per pallet (24 containers per box)	J = 1728 tubes per pallet (12 tubes per box)
B = 1200 containers per pallet (20 containers per box)	K = 60 buckets per pallet
C = 600 containers per pallet (20 containers per box)	L = 1800 tubes per pallet (40 tubes per box)
D = 600 containers per pallet (10 containers per box)	M = 18 containers per pallet
E = 360 containers per pallet (10 containers per box)	N = 300 containers per pallet (10 tubes per box)
F = 144 containers per pallet (4 containers per box)	O = 64 containers per pallet (4 containers per box)
G = 50 containers per pallet P	= 12 containers per pallet
H = 22 containers per pallet R	= 36 containers per pallet
I = 5040 tubes per pallet (24 tubes per box)	S = 1 piece





A large rectangular area containing numerous horizontal lines, designed for writing or drawing.





Ⓛ Ⓛ Fahrzeugregister

ⓁⓁ Index of vehicles

ⓁⓁ Liste des véhicules

ⓁⓁ Índice de vehículos



MERCEDES BENZ

Ansteuerung für Druckluftbremsventil	12
BUS (BM 300/301) 0 303	13
BUS (BM 302) 0 302	13
BUS (BM 307) 0 307	13
BUS (BM 309/310) 0 309	13
BUS (BM 319) 0 319	14
BUS (BM 321) 0 321	14
BUS (BM 322) 0 322	14
BUS (BM 352) OF 1313/1317/1413/1417	14
BUS (BM 358) OF 1113 B	14
LKW (BM 314) 608/709	14
LKW (BM 316) 808/809	15
LKW (BM 318) 811-1113	15
LKW (BM 323) 710	16
LKW (BM 328) 911	16
LKW (BM 338) 1418	16
LKW (BM 352) 1213/1216/1313/1317/1319/1813	17
LKW (BM 353) 810/911 B	17
LKW (BM 354) 1418/1424	17
LKW (BM 355) 2219	18
LKW (BM 358) 1013/1113 B	18
LKW (BM 360) 1513/1517/1519/1817/1819/2219	18
LKW (BM 380) 1013/1017/1019	18
LKW (BM 381) 1213/1217/1219	19
LKW (BM 383) 1413/1417/1419/1424	20
LKW (BM 385) 1613/1617/1619/1624/2219/2224	20
LKW (BM 387) 1626/1632/1719	22
LKW (BM 389) 1919/1926/1932	22
LKW (BM 391) 2026/2032	22
LKW (BM 393) 2226/2232	22
LKW (BM 395) 2626/2632	22
LKW (BM 615) 1222	23
LKW (BM 616) 1414/1417/1419/1422/1425	23
LKW (BM 617) 1614/1617/1619/1622/1625	23
LKW (BM 619) 2025/2219/2222/2225	23
LKW (BM 620) 1628/1633/1636/1638	24
LKW (BM 621) 1922/1928/1933/1936/1938	24
LKW (BM 622) 2028/2033	25
LKW (BM 623) 2228/2233/2236/2238	25
LKW (BM 624) 2628/2633/2636/2638	25
LKW (BM 625) 3025/3028/3250/3328/3850	26
LKW 1413/1513	26
Transporter (BM 309) L405-L410/L508	26
Transporter (BM 310) L508 D/L608 D	27
Transporter (BM 313) L613 D/L614 D	28
Transporter L319/L405-L408	28
Transporter 311/312	28
MB-TRAC (BM 440) 65/70/700/800/900	28
MB-TRAC (BM 441) 1000	29
MB-TRAC (BM 442/443) 1100/1300/1500	29
UNIMOG (BM 403) 54/66/72/800	29
UNIMOG (BM 404) 82/110/404 S	30
UNIMOG (BM 406) 65/70/80/84/900	30
UNIMOG (BM 407) 600/650/650 L	31
UNIMOG (BM 411) 411	31
UNIMOG (BM 413) 72/80/800 L	31
UNIMOG (BM 416) 80/90/100/110/1100/1100 L	32
UNIMOG (BM 417) 800-1150	33
UNIMOG (BM 421) 40/45/52/60/600/600 L	33
UNIMOG (BM 424) 1000/1200	34
UNIMOG (BM 425) 120/150/1300/1500	34
UNIMOG (BM 426) 426	34
UNIMOG (BM 427) 1000-1650	34
UNIMOG (BM 431) 431.2	35
UNIMOG (BM 435) 435/1300 L/1700/1700 L	35
UNIMOG (BM 436) 1300/1700	36
UNIMOG (BM 437.1) 1350-2450	36
(R107) 280 SL-560 SL (71-89)	37
(R113) 230 SL-280 SL (63-71)	39
(R129) SL-Klasse (89-93)	40
(W100) 600 (64-81)	41
(W108) 250 S-300 SEb (65-72)	41
(W109) 300 SEL (65-72)	42
(W110) 190 c-230 (61-68)	43
(W111) 220-280 (59-71)	43
(W114) 230.6-280 CE (67-76)	44
(W115) 200-240 D 3,0 (67-76)	46
(W116) 280 S-450 SEL 6,9 (72-80)	48
(W120) 180 b,c,Db,Dc (59-62)	49
(W120) 190 b,Db (59-61)	49
(W123) 200-300 TD Turbo (76-85)	50
(W124) E-Klasse (85-93)	54
(W126) 260 SE-560 SEC (80-91)	59
(W128) 220 SE (58-60)	62
(W180) 220 S (56-59)	62
(W201) 190-190 E 2.6 (82-93)	62
G-Klasse (W460) (79-93)	64
G-Klasse (W461) (90-)	66
S-Klasse (W140) (91-93)	67
Transporter (BM 601) 207 D-210 D	68
Transporter (BM 602) 307 D-310 D	71
Transporter (BM 605) 206/207	73
Transporter (BM 606) 306 DG/307	73
Transporter (BM 607) 206 D	73
Transporter (BM 608) 306 D	73
Transporter (BM 611) 407 D-410 D	73
Transporter (BM 667) 507 D-510	74
Transporter (BM 668) 609 D	75
Transporter (BM 669) 709 D/711 D	75
Transporter (BM 670) 809 D-814 D	76



A large rectangular area containing 30 horizontal lines, intended for writing or drawing.



A large rectangular area containing 30 horizontal lines, intended for writing or drawing.

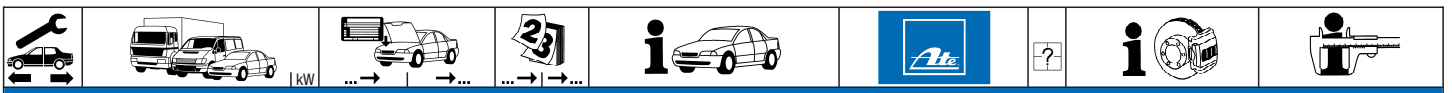


Ⓓ Fahrzeugverwendungen




Ⓔ Applications of vehicles

Ⓕ Applications















Ⓖ Aplicaciones



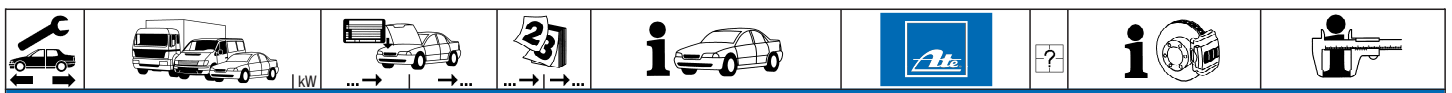
MERCEDES BENZ Ansteuerung für Druckluftbremsventil

	1013 1017 1017 LS 1019 1113 1213 1217 1219 1413 1417 1419 1424 1613 1617 1619 1624 1626 1628 1632 1719 1919 1926 1928 1932 2026 2028 2032 2219 2224 2226 6x2 2228 6x2 2232 6x2 2626 6x4 2628 6x4 2632 6x4			01.76 12.86 01.76 01.77 12.86 01.78 12.85 01.78 12.85 01.76 12.85 01.76 12.85 01.76 12.85 01.75 12.85 01.75 12.85 01.75 12.83 01.75 12.83 01.75 12.85 01.75 12.85 01.75 12.83 01.75 12.83 01.73 12.80 01.79 12.89 01.73 12.82 01.73 12.81 01.73 12.80 01.73 12.80 01.79 12.89 01.73 12.82 01.76 12.81 01.79 12.89 01.76 12.83 01.76 12.83 01.69 12.83 01.73 12.81 01.79 12.89 01.73 12.81 01.73 12.83 01.79 12.90 01.73 12.89	03.2417-0401.3 030005		CTR 17,46	ATE
	1626 1628 1632 1719 1919 1926 1928 1932 2026 2028 2032 2219 6x4 2224 6x4 2226 6x2 2228 6x2 2232 6x2 2626 6x4 2628 6x4 2632 6x4	4628862 4628862		01.73 12.80 01.79 12.89 01.73 12.82 01.73 12.81 01.73 12.80 01.73 12.80 01.79 12.89 01.73 12.82 01.76 12.81 01.79 12.89 01.76 12.83 12.83 12.83 01.73 12.81 01.79 12.89 01.73 12.81 01.73 12.83 01.79 12.90 01.73 12.89	03.2524-0400.3 040024		CRE 24,00	
	1013 1017 1017 LS 1019 1113 1213 1217 1219 1413 1417 1419 1424 1613 1617 1619 1624 1626 1628 1632 1719 1919 1926 1928 1932 2026 2028 2032 2219 2224 2226 6x2 2228 6x2 2232 6x2 2626 6x4			01.76 12.86 01.76 01.77 12.86 01.78 12.85 01.78 12.85 01.76 12.85 01.76 12.85 01.76 12.85 01.75 12.85 01.75 12.85 01.75 12.83 01.75 12.83 01.75 12.85 01.75 12.85 01.75 12.83 01.75 12.83 01.75 12.83 01.73 12.80 01.79 12.89 01.73 12.82 01.73 12.81 01.73 12.80 01.73 12.80 01.79 12.89 01.73 12.82 01.76 12.81 01.79 12.89 01.76 12.83 01.76 12.83 01.76 12.83 01.69 12.83 01.73 12.81 01.79 12.89 01.73 12.81 01.73 12.80 01.73 12.80 01.79 12.89 01.76 12.83 01.76 12.83 01.73 12.81 01.73 12.83	24.5901-0517.3 330054		L=517	



MERCEDES BENZ Ansteuerung für Druckluftbremsventil											
	2628 6x4 2632 6x4			01.79 01.73	12.90 12.89			24.5901-0517.3	330054		L=517
MERCEDES BENZ BUS (BM 300/301) O 303											
	9/10-Reiher	004126						03.3134-0300.3	010308	2	CM 34,92 ATE
	11-Reiher	002061	003138					03.3134-0300.3 03.0370-1131.2	010308 051131		+ eje trasero ¹⁾ + eje delantero ²⁾ CM 34,92 juego reparación CM ATE
	11-Reiher	003139						03.3134-0300.3	010308	2	CM 34,92 ATE
	10-Reiher 11-Reiher 9-Reiher		001078 001078 001431	01.75 01.75 01.75				83.6133-0500.3	330272		L=500
	10-Reiher 9-Reiher 11-Reiher	001079 001432 001079						83.6103-0320.3 83.6103-0320.3 83.6133-0500.3	330224 330224 330272		L=320 L=320 L=500
	9/10-Reiher 9/10-Reiher 11-Reiher 11-Reiher		VA:1426084 VA:1426085 VA:1426084 VA:1426085	01.75 01.75 01.75 01.75				03.3244-2601.3 03.3250-1401.3 03.3244-2601.3 03.3250-1401.3	020135 020141 020135 020141		CR 44,45 CR 50,80 CR 44,45 CR 50,80
	11-Reiher 9/10-Reiher 11-Reiher 11-Reiher 11-Reiher 11-Reiher		001078 001078 001079 002061 003138 003139	01.75 01.75 01.75 01.75 01.75 01.75				83.6103-0450.3 83.6103-0450.3 83.6103-0320.3 83.6133-0500.3 83.6103-0450.3 83.6133-0500.3	330228 330228 330224 330272 330228 330272		L=450 L=500 L=320 L=500 L=450 L=500
	11-Reiher 9/10-Reiher			01.75 01.75				03.3250-1401.3	020141		CR 50,80
	9-15 - Reiher			01.75				03.2538-0104.3 03.0450-3801.2	040035 083801		CRE 38,10 juego reparación CRE
MERCEDES BENZ BUS (BM 302) O 302											
	10/11-Reiher 12-Reiher			01.65 01.65	12.75 12.75			83.6103-0450.3 83.6103-0400.3	330228 330226		L=450 L=400
	10/11-Reiher 12-Reiher			01.65 01.65	12.75 12.75			83.6103-0450.3	330228		L=450
MERCEDES BENZ BUS (BM 307) O 307											
	0 307			04.73				03.2538-0104.3 03.0450-3801.2	040035 083801		CRE 38,10 juego reparación CRE
MERCEDES BENZ BUS (BM 309/310) O 309											
	2.2 - 60 PS 2.2 - 85 PS 3.8 - 85 PS	005165 000545 003884	018153 018153 018153					03.2122-2202.3 03.0370-3922.2	010140 053922		CMT 22,20 juego reparación CMT ATE
	2.2 - 60 PS 2.2 - 85 PS 2.3 - 90 PS 2.4 - 65 PS 3.8 - 85 PS 3.8 - 85 PS	018154 018154 018154 018154 018154 018154			12.74			03.2122-4902.3 03.0370-3922.2	010144 053922		CMT 22,20 juego reparación CMT ATE
	3.8 - 85 PS 5.7 - 130 PS	530029 530030	530029	01.75 01.75				03.2125-1302.3	010203		CMT 25,40 ATE
	2.2 - 60 PS 2.2 - 85 PS 3.8 - 85 PS		018153 018153 018153	01.67 01.67 01.69				03.3508-0264.3	310009		depósito
	2.2 - 60 PS 2.2 - 85 PS 2.3 - 90 PS 2.4 - 65 PS 3.8 - 85 PS 5.7 - 130 PS			01.67 01.67 01.75 01.75 01.69 01.77	12.74			83.6133-0500.3	330272		L=500
	2.2 - 60 PS 2.2 - 85 PS 2.3 - 90 PS 2.4 - 65 PS 3.8 - 85 PS	000901 000181		01.75 01.75 01.69	12.74			03.3222-5804.3	020083		CR 22,20
	3.8 - 85 PS			01.73				03.3222-5804.3 24.3223-1705.3	020083 020418		- ED 730.505/506 ⁵⁾ + ED 730.505/506 ⁶⁾ CR 22,20 CR 23,81
	3.8 - 85 PS 5.7 - 130 PS			01.78 01.77				24.3238-0901.3 24.3223-1705.3	020298 020418		CR 38,10 CR 23,81

1) + rear axle / + asse posteriore / + essieu arrière / + Hinterachse
2) + front axle / + asse anteriore / + essieu avant / + Vorderachse
3) - wheel base 4100mm / - passo 4100mm / - empattement 4100mm / - Radstand 4100mm
4) + wheel base 4100 mm / + passo 4100 mm / + empattement 4100 mm / + Radstand 4100mm
5) - FA 730.505/506 / - A 730.505/506 / - ess. AV 730.505/506 / - VA 730.505/506
6) + FA 730.505/506 / + A 730.505/506 / + ess. AV 730.505/506 / + VA 730.505/506
7) + wide design / + versione larga / + version large / + breite Ausführung



MERCEDES BENZ BUS (BM 309/310) O 309

	2.2 - 60 PS 2.2 - 85 PS 2.3 - 90 PS 2.4 - 65 PS 3.8 - 85 PS 5.7 - 130 PS			01.67 01.67 01.75 01.75 01.69 01.77	12.74		83.6103-0450.3	330228			L=450
	2.2 - 60 PS 2.2 - 85 PS 2.3 - 90 PS 2.4 - 65 PS 3.8 - 85 PS 3.8 - 85 PS	000901 000181		01.75 01.75 01.69 01.73	12.74		03.3222-5804.3	020083			CR 22,20
						- distancia entre ejes 4100mm ¹⁾					
						+ distancia entre ejes 4100 mm ²⁾	03.3222-5804.3 24.3223-1705.3	020083 020418		- ET 741.203/302 ³⁾ + ET 741.203/302 ⁴⁾	CR 22,20 CR 23,81
						+ variante ancha ⁵⁾	24.3238-0901.3	020298			CR 38,10
							24.3223-1705.3	020418			CR 23,81

MERCEDES BENZ BUS (BM 319) O 319

	O 319			01.55	12.67		83.6103-0450.3	330228			L=450
	O 319			01.55	12.67		83.6103-0450.3	330228			L=450

MERCEDES BENZ BUS (BM 321) O 321

	O 321			01.54	12.58		03.0370-1131.2	051131			juego reparación CM
	O 321			01.59	12.64	+ freno de 1 circuito ⁶⁾	03.0370-1131.2	051131			juego reparación CM
	O 321			01.62	12.64	+ freno de 2 circuitos ⁷⁾	03.3318-0800.2	390112	2	en culata de conexión ⁸⁾	válvula de fondo
	O 321			01.59	12.64	+ freno de 1 circuito ⁶⁾	03.3508-0501.3	310017		0,35 l	depósito
	O 321			01.54	12.64		83.6123-0381.3	330262			L=380
	O 321			01.54	12.64		83.6103-0400.3 83.6103-0500.3	330226 330230		■	L=400 L=500

MERCEDES BENZ BUS (BM 322) O 322

	O 322			01.59	12.64		03.0370-1131.2	051131			juego reparación CM
	O 322			01.62	12.63		03.3134-0300.3 03.0370-1038.2 03.0370-9998.2	010308 051038 059998		sustitución para CM 38,10 ⁹⁾ + CM 38,10 ¹⁰⁾ + CM 38,10 ¹⁰⁾	CM 34,92 juego reparación CM juego reparación, -pistón
	O 322			01.59	12.64		03.3508-0501.3	310017		+ CM 31,75/ 0,35 l ¹¹⁾	depósito
	O 322			01.64			03.3508-0401.3	310014			depósito
	O 322			01.59			83.6103-0450.3	330228			L=450
	O 322			01.59			83.6103-0550.3	330231			L=550
	O 322			01.59			83.6123-0381.3 83.6103-0400.3	330262 330226		■	L=380 L=400
	O 322			01.59			83.6103-0500.3	330230			L=500

MERCEDES BENZ BUS (BM 352) OF 1313/1317/1413/1417

	OF 1313 OF 1317 OF 1413 OF 1417			01.68 01.68 01.68 01.68	12.69 12.69 12.69 12.69		03.3508-0264.3	310009			depósito
	OF 1313 OF 1317 OF 1413 OF 1417			01.68 01.68 01.68 01.68	12.69 12.69 12.69 12.69		83.6133-0551.3	330273			L=550

MERCEDES BENZ BUS (BM 358) OF 1113 B

	OF 1113 B	4487194		01.68			03.3508-0264.3	310009			depósito
	OF 1113 B	4487195			12.69		03.3509-0100.3	310057			depósito
	OF 1113 B			01.68	12.69		83.6133-0551.3	330273			L=550
	OF 1113 B	4134171			12.69		83.6133-0651.3	330274			L=650

MERCEDES BENZ LKW (BM 314) 608/709

	LP 608	4282707		01.65			03.3508-0264.3	310009			depósito
	LP 608 LP 709 LPL 608 LPL 709 LPO 608			01.65 01.78 01.76 01.78 01.65	12.78 12.78 12.78 12.78 12.78		83.6133-0551.3	330273			L=550

¹⁾ - wheel base 4100mm / - passo 4100mm / - empattement 4100mm / - Radstand 4100mm

²⁾ - wheel base 4100 mm / + passo 4100 mm / + empattement 4100 mm / + Radstand 4100mm

³⁾ - RA 741.203/302 / - P 741.203/302 / - ess. AR 741.203/302 / - HA 741.203/302

⁴⁾ - RA 741.203/302 / + P 741.203/302 / + ess. AR 741.203/302 / + HA 741.203/302

⁵⁾ + wide design / + versione larga / + version large / + breite Ausführung

⁶⁾ + single circuit brake / + impianto freni circuito singolo / + frein à 1 circuit / + 1-Kreis-Bremse

⁷⁾ + two circuit brake / + impianto frenante doppio circuito / + frein à deux circuits / + 2-Kreis-Bremse

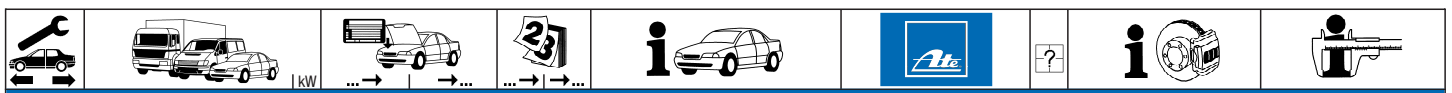
⁸⁾ in connection head / nella testa di collegamento / dans tête de raccordement / im Anschlusskopf

⁹⁾ replacement for MC 38,10 / ricambio per PF 38,10 / remplacement pour MC 38,10 / Ersatz für Hz 38,10

¹⁰⁾ + MC 38,10 / + PF 38,10 / + MC 38,10 / + Hz 38,10

¹¹⁾ + MC 31,75/ 0,35 l / + PF 31,75/ 0,35 l / + MC 31,75/ 0,35 l / + Hz 31,75/ 0,35 l





MERCEDES BENZ LKW (BM 314) 608/709

	LPO 709 LPS 608		01.78 01.65	12.78	BM 314.062	83.6133-0551.3	330273		L=550	
	LP 608 LP 709 LPL 608 LPL 709 LPO 608 LPO 709 LPS 608		01.65 01.78 01.76 01.78 01.65 01.78 01.65	12.78 12.78 12.78 12.78 12.78	BM 314.062	83.6133-0500.3	330272		L=500	
	LP 608 LP 709 LPL 608 LPL 709		01.65 01.78 01.76 01.78	12.78 12.78		24.2419-0937.3 03.0350-1926.2	030063 071926	+ cilindrico de ATE 1)	CTR 19,05 juego reparación CTR	FTE ATE
	LP 608 LP 709 LPL 608 LPL 709		01.65 01.78 01.76 01.78	12.78 12.78		03.0450-2805.2	082805		juego reparación CRE	

MERCEDES BENZ LKW (BM 316) 808/809

	LP 808	4282707	01.67			03.3508-0264.3	310009	depósito independiente 2)	depósito	
	LP 808 LP 809 LPL 808 LPL 809 LPO 808 LPO 809		01.67 01.78 01.76 01.78 01.67 01.78	12.78 12.78 12.78 12.78		83.6133-0551.3	330273		L=550	
	LP 808 LP 809 LPL 808 LPL 809 LPO 808 LPO 809		01.67 01.78 01.76 01.78 01.67 01.78	12.78 12.78 12.78 12.78		03.3241-1801.3 03.0403-0341.2	020130 060031	+ perno de presión 3) + CR con conexión oblicua 4)	CR 41,27 juego reparación CR	
	LP 808 LP 809 LPL 808 LPL 809 LPO 808 LPO 809		01.67 01.78 01.76 01.78 01.67 01.78	12.78 12.78 12.78 12.78		83.6133-0500.3	330272		L=500	
	LP 808 LP 809 LPL 808 LPL 809 LPO 808 LPO 809		01.67 01.78 01.76 01.78 01.67 01.78	12.78 12.78 12.78 12.78		03.3241-1801.3 03.0403-0341.2	020130 060031	+ perno de presión 3) + CR con conexión oblicua 4)	CR 41,27 juego reparación CR	
	LP 808 LP 809 LPL 808 LPL 809		01.67 01.78 01.76 01.78	12.78 12.78		24.2419-0937.3 03.0350-1926.2	030063 071926	+ cilindrico de ATE 1)	CTR 19,05 juego reparación CTR	FTE ATE
	LP 808 LP 809 LPL 808 LPL 809		01.67 01.78 01.76 01.78	12.78 12.78		03.0450-2805.2	082805		juego reparación CRE	

MERCEDES BENZ LKW (BM 318) 811-1113

	LP 811 LP 813 LP 913	4282707 4282707 4282707	01.71 01.71 01.71			03.3508-0264.3	310009		depósito
	LP 1013 LP 811 LP 813 LP 913 LPL 1013 LPL 813 LPL 913 LPO 811 LPO 813		01.76 01.71 01.71 01.71 01.77 01.76 01.77 01.71 01.71	12.78		83.6133-0551.3	330273		L=550
	LP 1013 LP 811 LP 813 LP 913 LPL 1013 LPL 813 LPL 913 LPO 811 LPO 813		01.76 01.71 01.71 01.71 01.77 01.76 01.77 01.71 01.71	12.78	- ED 730.705 5) - ED 730.705 5) - ED 730.705 5) - ED 730.705 5) - ED 730.705 5) - ED 730.705 5) - ED 730.705 5)	03.3241-1801.3 03.0403-0341.2	020130 060031	+ perno de presión 3) + CR con conexión oblicua 4)	CR 41,27 juego reparación CR
	LP 1013 LP 811 LP 813 LP 913 LPL 1013 LPL 813 LPL 913		01.76 01.71 01.71 01.71 01.77 01.76 01.77	12.78		83.6133-0500.3	330272		L=500

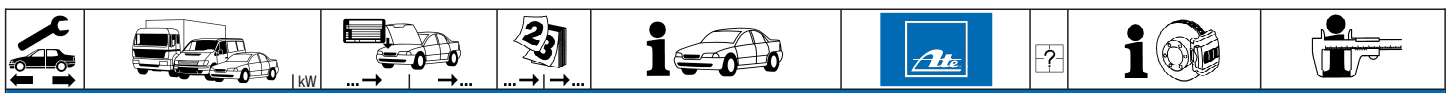
1) + ATE cylinder / + ATE - frizione idraulica / + cylindre ATE / + ATE-Zylinder

2) separate reservoir / serbatoio separato / réservoir séparé / separater Behälter

3) + tappet / + punteria / + boulon de pression / + Druckbolzen

4) + WC with vertical connection / + CR con attacco verticale / + CR avec raccord oblique / + Rz mit schrägem Anschluß

5) - FA 730.705 / - A 730.705 / - ess. AV 730.705 / - VA 730.705



MERCEDES BENZ LKW (BM 318) 811-1113

	LPO 811 LPO 813		01.71 01.71	12.78		83.6133-0500.3	330272		L=500	
	LP 1113 LPL 1113		01.78 01.78			83.6103-0500.3	330230		L=500	
	LP 1013 LP 811 LP 813 LP 913 LPL 1013 LPL 813 LPL 913 LPO 811 LPO 813		01.76 01.71 01.71 01.71 01.77 01.76 01.77 01.71 01.71	12.78	- ET 730.310/311 ¹⁾ - ET 730.310/311 ¹⁾ - ET 730.310/311 ¹⁾ - ET 730.310/311 ¹⁾ - ET 730.310/311 ¹⁾ - ET 730.310/311 ¹⁾	03.3241-1801.3 03.0403-0341.2	020130 060031	+ perno de presión ²⁾ + CR con conexión oblicua ³⁾	CR 41,27 juego reparación CR	
	LP 1013 LP 1113 LP 811 LP 813 LP 913 LPL 1013 LPL 1113 LPL 813 LPL 913		01.76 01.78 01.71 01.71 01.71 01.77 01.78 01.76 01.77	12.78		24.2419-0937.3 03.0350-1926.2	030063 071926	+ cilindrico de ATE ⁴⁾	CTR 19,05 juego reparación CTR	FTE ATE
	LP 1013 LP 1113 LP 811 LP 813 LP 913 LPL 1013 LPL 1113 LPL 813 LPL 913		01.76 01.78 01.71 01.71 01.71 01.77 01.78 01.76 01.77	12.78		03.0450-2805.2	082805		juego reparación CRE	

MERCEDES BENZ LKW (BM 323) 710

	L 710 LA 710		01.63 01.63	12.69 + freno de 1 circuito ⁵⁾ 12.69 + freno de 1 circuito ⁵⁾		03.0370-1131.2	051131		juego reparación CM
	L 710 LA 710		01.63 01.63	12.69 + freno de 2 circuitos ⁶⁾ 12.69 + freno de 2 circuitos ⁶⁾		03.3318-0800.2	390112	2	en culata de conexión ⁷⁾ válvula de fondo
	L 710 LA 710		01.63 01.63	12.69 12.69		03.3508-0501.3	310017	0,35 l	depósito
	L 710 LA 710	011912	01.63 01.63	12.69 12.69		83.6133-0551.3 83.6133-0651.3	330273 330274		L=550 L=650
	L 710 LA 710		01.63 01.63	12.69 12.69		83.6133-0500.3 83.6133-0651.3	330272 330274		L=500 L=650

MERCEDES BENZ LKW (BM 328) 911

	L 911 LA 911	027672	01.63 01.63	12.68 + freno de 1 circuito / - (F) ⁸⁾		03.0370-1131.2	051131		juego reparación CM
	L 911 LA 911	027673	01.63 01.63	12.68 + freno de 1 circuito / - (F) ⁸⁾		03.0370-1038.2 03.0370-9998.2	051038 059998		juego reparación CM juego reparación, -pistón ATE
	L 911 LA 911		01.63 01.63	12.68 + freno de 2 circuitos ⁶⁾ 12.68 + freno de 2 circuitos ⁶⁾		03.3318-0800.2	390112	2	en culata de conexión ⁷⁾ válvula de fondo
	L 911 LA 911	027672	01.63 01.63	12.68 + freno de 1 circuito / - (F) ⁸⁾		03.3508-0501.3	310017	0,35 l	depósito
	L 911		01.63	12.68		83.6133-0551.3	330273		L=550
	L 911 LA 911		01.63 01.63	12.68 12.68		83.6133-0500.3 83.6133-0651.3	330272 330274		L=500 L=650

MERCEDES BENZ LKW (BM 338) 1418

	1418 L 1418 LK 1418 LP 1418 LPS 1418 LS	002072 002072 000785 000785 002072	01.60 01.60 01.60 01.60 01.60			03.0370-1131.2	051131		juego reparación CM
	1418 L 1418 LK 1418 LP 1418 LPS 1418 LS	002073 002073 000786 000786 002073		12.72 12.72 12.72 12.72 12.72		03.3134-0300.3	010308		CM 34,92 ATE
	1418 L 1418 LK 1418 LP 1418 LPS 1418 LS		01.60 01.60 01.60 01.60 01.60	12.72 12.72 12.72 12.72 12.72		03.3508-0501.3	310017	0,35 l	depósito

¹⁾ - RA 730.310/311 / - P 730.310/311 / - ess. AR 730.310/311 / - HA 730.310/311

²⁾ + tappet / + punteria / + boulon de pression / + Druckbolzen

³⁾ + WC with vertical connection / + CR con attacco verticale / + CR avec raccord oblique / + Rz mit schrägem Anschluss

⁴⁾ + ATE cylinder / + ATE - frizione idraulica / + cylindre ATE / + ATE-Zylinder

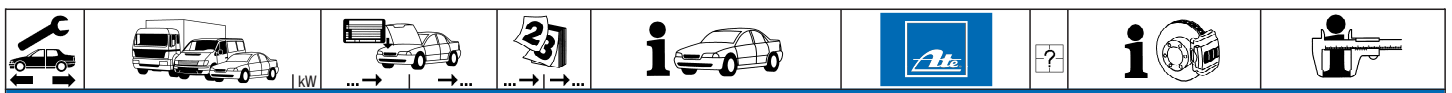
⁵⁾ + single circuit brake / + impianto freni circuito singolo / + frein à 1 circuit / + 1-Kreis-Bremse

⁶⁾ + two circuit brake / + impianto frenante doppio circuito / + frein à deux circuits / + 2-Kreis-Bremse

⁷⁾ in connection head / nella testa di collegamento / dans tête de raccordement / im Anschlusskopf

⁸⁾ + single circuit brake / - (F) / + impianto fr.circ.semp / - (F) / + frein à 1 circuit / - (F) / + 1-Kreis-Bremse / - (F)





MERCEDES BENZ LKW (BM 338) 1418

	1418 L		01.60	12.72	83.6133-0500.3	330272		L=500
	1418 LK		01.60	12.72				
	1418 LP		01.60	12.72 + distancia entre ejes 3700 mm ¹⁾	83.6133-0551.3	330273		L=550
	1418 LP	000785	01.60	+ dist.entre ejes 4200/5000 mm ²⁾	83.6133-0500.3	330272		L=500
	1418 LP	000786	001207	+ dist.entre ejes 4200/5000 mm ²⁾	83.6133-0551.3	330273		L=550
	1418 LP	001208		12.72 + dist.entre ejes 4200/5000 mm ²⁾	83.6133-0500.3	330272		L=500
	1418 LPS	001235	01.60		83.6133-0551.3	330273		L=550
	1418 LS	003366		12.72	83.6133-0551.3	330273		L=550

MERCEDES BENZ LKW (BM 352) 1213/1216/1313/1317/1319/1813

	1813 L 6x2		01.68	12.71	03.3138-2001.3	010310	+ eje delant.+ 2.eje trasero ³⁾	CM 38,10	ATE
	1813 L 6x4		01.68	12.71	03.0370-1038.2	051038	+ eje delant.+ 2.eje trasero ³⁾	juego reparación CM	
					03.0370-9998.2	059998	+ eje delant.+ 2.eje trasero ³⁾	juego reparación,-pistón	ATE
	1213 LP		01.65	12.67	03.3508-0401.3	310014	0,13 l	depósito	
	1216 LP		01.66	12.67	03.3508-0264.3	310009	en cabina ⁴⁾	depósito	
	1216 LPS		01.66	12.67					
	1313 L		01.67						
	1313 LA		01.67						
	1313 LAKO		01.67						
	1313 LP		01.67	12.76					
	1317 LP		01.67	12.70					
	1317 LPS		01.67	12.70					
	1319 LP		01.70	12.76					
	1319 LPS		01.70	12.76					
	1813 L 6x2		01.68	12.71	03.3508-0401.3	310014	+ 1. eje trasero ⁵⁾	depósito	
	1813 L 6x4		01.68	12.71	03.3508-0801.3	310023	+ eje delant.+ 2.eje trasero ³⁾	depósito	
	1213 LP		01.65	12.67	83.6133-0551.3	330273		L=550	
	1216 LP		01.66	12.67					
	1216 LPS		01.66	12.67					
	1313 L		01.67						
	1313 LP		01.67	12.76					
	1317 LP		01.67	12.70					
	1317 LPS		01.67	12.70					
	1319 LP		01.70	12.76					
	1319 LPS		01.70	12.76					
	1313 LA		01.67		83.6103-0600.3	330233		L=600	
	1313 LAKO		01.67						
	1813 L 6x2		01.68	12.71	83.6133-0551.3	330273		L=550	
	1813 L 6x4		01.68	12.71					
	1317 LPS		01.67	12.70 + BM 352.086	83.6103-0600.3	330233		L=600	
	1319 LPS		01.70	12.76 + BM 352.086					
	1313 LA		01.67		83.6133-0651.3	330274		L=650	
	1313 LAKO		01.67						
	1813 L 6x2		01.68	12.71					
	1813 L 6x4		01.68	12.71					

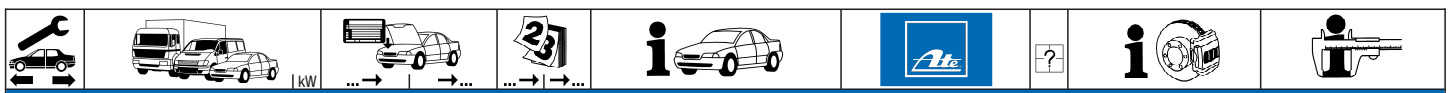
MERCEDES BENZ LKW (BM 353) 810/911 B

	L 911 B		01.68		03.3138-2001.3	010310		CM 38,10	ATE
	LA 911 B		01.68		03.0370-1038.2	051038		juego reparación CM	
	LP 810	601116		12.68	03.0370-9998.2	059998		juego reparación,-pistón	ATE
	LP 911 B	601116		12.75					
	LT 911 B		01.68		03.3134-0300.3	010308		CM 34,92	ATE
	LP 810		01.65		03.3508-0264.3	310009		depósito	
	LP 911 B	601115	01.68						
	L 911 B		01.68		03.3508-0801.3	310023		depósito	
	LA 911 B		01.68						
	LP 810	601116		12.68					
	LP 911 B	601116		12.75					
	LT 911 B		01.68						
	L 911 B		01.68		83.6133-0551.3	330273		L=550	
	LP 810		01.65	12.68					
	LP 911 B		01.68	12.75					
	LA 911 B		01.68		83.6133-0651.3	330274		L=650	
	LT 911 B		01.68						
	LA 911 B		01.68		83.6133-0651.3	330274		L=650	

MERCEDES BENZ LKW (BM 354) 1418/1424

	1418 LP		01.64	12.72	03.0370-1131.2	051131		juego reparación CM
	1418 LPS		01.64	12.72				
	1424 LP		01.73	12.83				
	1424 LPS		01.73	12.83				
	1418 LP		01.64	12.72	03.3508-0501.3	310017	2	depósito
	1418 LPS		01.64	12.72				
	1424 LP		01.73	12.83				
	1424 LPS		01.73	12.83				
	1418 LP		01.64	12.72	83.6133-0551.3	330273		L=550
	1418 LPS		01.64	12.72				
	1424 LP		01.73	12.83				
	1424 LPS		01.73	12.83				

1) + wheel base 3700 mm / + passo 3700 mm / + empattement 3700 mm / + Radstand 3700mm
2) + wheel base 4200/5000 mm / + passo 4200/5000 mm / + empattement 4200/5000 mm / + Radstand 4200/5000mm
3) + front axle + 2. rear axle / + ass.anterior.+ 2.ass.posterior. / + ess.avant et 2. ess.arrière / + Vorderachse + 2. HA
4) in cab / in cabina / dans la cabine du conducteur / im Fahrerhaus
5) + 1. rear axle / + 1. asse posteriore / + 1. essieu arrière / + 1. Hinterachse



MERCEDES BENZ LKW (BM 355) 2219

	LP 2219 6x4		01.72	12.75		03.3138-2001.3 03.3134-0300.3 03.0370-1038.2 03.0370-9998.2	010310 010308 051038 059998	+ eje delantero ¹⁾ + eje trasero ²⁾ + eje delantero ¹⁾ + eje delantero ¹⁾	CM 38,10 CM 34,92 juego reparación CM juego reparación,-pistón	ATE ATE
	LP 2219 6x4		01.72	12.75		03.3508-0801.3	310023	+ eje trasero ²⁾	depósito	ATE
	LP 2219 6x4		01.72	12.75		83.6133-0551.3	330273		L=550	
	LP 2219 6x4		01.72	12.75		83.6133-0651.3	330274		L=650	

MERCEDES BENZ LKW (BM 358) 1013/1113 B

	L 1113 B LA 1113 B LF 1113 B LK0 1113 B LP 1013 LP 1113 B	603469 603469	01.68 01.68 01.68 01.68	12.68		03.3134-0300.3	010308		CM 34,92	ATE
	LP 1013 LP 1113 B	603468 603468	01.65 01.68			03.3508-0401.3 03.3508-0264.3	310014 310009	en cabina ³⁾	depósito depósito	
	L 1113 B LA 1113 B LF 1113 B LK0 1113 B LP 1013 LP 1113 B	603469 603469	01.68 01.68 01.68 01.68	12.68		03.3508-0801.3 03.3508-0264.3 03.3508-4903.3	310023 310009 310032	0,2 l, en cabina ⁴⁾ 0,5 l, en cabina ⁵⁾	depósito depósito depósito	
	L 1113 B LF 1113 B LK0 1113 B LP 1013 LP 1113 B LA 1113 B		01.68 01.68 01.68 01.65 01.68	12.68		83.6133-0551.3	330273		L=550	
	LA 1113 B		01.68			83.6133-0651.3	330274		L=650	
	LA 1113 B		01.68			83.6133-0651.3	330274		L=650	

MERCEDES BENZ LKW (BM 360) 1513/1517/1519/1817/1819/2219

	1817 L 6x4 1819 L 6x4		01.69 01.69	12.71 12.71		03.3138-2001.3 03.0370-1038.2 03.0370-9998.2	010310 051038 059998	+ eje delant.+ 2.eje trasero ⁶⁾ + eje delant.+ 2.eje trasero ⁶⁾ + eje delant.+ 2.eje trasero ⁶⁾	CM 38,10 juego reparación CM juego reparación,-pistón	ATE ATE
	1513 L 1513 LA 1513 LP 1517 L 1517 LA 1517 LP 1519 L 1519 LA 1519 LP 2219 LP 6x2		01.67 01.67 01.67 01.67 01.67 01.67 01.71 01.71 01.71 01.72	12.75 12.70 12.70 12.70 12.78 12.78 12.78		03.3508-0401.3 03.3508-0264.3	310014 310009	0,13 l depósito independiente ⁷⁾	depósito depósito	
	1817 L 6x4 1819 L 6x4		01.69 01.69	12.71 12.71		03.3508-0401.3 03.3508-0801.3	310014 310023	+ 1. eje trasero ⁸⁾ + eje delant.+ 2.eje trasero ⁶⁾	depósito depósito	
	1513 L 1513 LP 1517 L 1517 LP 1519 L 1519 LP 1817 L 6x4 1819 L 6x4 2219 LP 6x2		01.67 01.67 01.67 01.67 01.71 01.71 01.69 01.69 01.72	12.75 12.70 12.70 12.70 12.78 12.78 12.71 12.71 12.75		83.6133-0551.3	330273		L=550	
	1513 LA 1517 LA 1519 LA		01.67 01.67 01.71	12.70 12.70 12.78		83.6133-0651.3	330274		L=650	
	1513 LA 1517 LA 1519 LA 2219 LP 6x2		01.67 01.67 01.71 01.72	12.70 12.70 12.78 12.75		83.6133-0651.3	330274		L=650	
	1513 LA 1517 LA 1519 LA 2219 LP 6x2		01.67 01.67 01.71 01.72	12.70 12.70 12.78 12.75		83.6133-0500.3	330272		L=500	

MERCEDES BENZ LKW (BM 380) 1013/1017/1019

	1013 1017 1017 F 1017 K 1017 LS 1017 S 1019 F		01.76 01.76 01.76 01.76 01.77 01.76 01.76			83.6133-0651.3	330274		L=650	
	1013 1013 A 1017 1017 A		01.76 01.76 01.76 01.76			83.6133-0651.3	330274		L=650	
	1013 1013 A 1017 1017 A		01.76 01.76 01.76 01.76		- ED 731.404/600/632-635 ¹¹⁾	03.3244-2601.3 24.3244-0904.3	020135 020301	perno de presión (largo) ⁹⁾ perno de presión (corto) ¹⁰⁾	CR 44,45 CR 44,45	

¹⁾ + front axle / + asse anteriore / + essieu avant / + Vorderachse

²⁾ + rear axle / + asse posteriore / + essieu arrière / + Hinterachse

³⁾ in cab / in cabina / dans la cabine du conducteur / im Fahrerhaus

⁴⁾ 0,2 l, in cab / 0,2 l, in cabina / 0,2l,dans cabine du conducteur / 0,2 l, im Fahrerhaus

⁵⁾ 0,5 l, in cab / 0,5 l, in cabina / 0,5l,dans cabine du conducteur / 0,5 l, im Fahrerhaus

⁶⁾ + front axle + 2. rear axle / + ass.anterior.+ 2.ass.posterior. / + ess.avant et 2. ess.arrière / + Vorderachse + 2. HA

⁷⁾ separate reservoir / serbatoio separato / réservoir séparé / separater Behälter

⁸⁾ + 1. rear axle / + 1. asse posteriore / + 1. essieu arrière / + 1. Hinterachse

⁹⁾ tappet long / punteria lunga / boulon de pression long / Druckbolzen lang

¹⁰⁾ tappet short / punteria corta / boulon de pression court / Druckbolzen kurz

¹¹⁾ - FA 731.404/600/632-635 / - A 731.404/600/632-635 / - ess. AV 731.404/600/632-635 / - VA 731.404/600/632-635





MERCEDES BENZ LKW (BM 380) 1013/1017/1019

	1017 AF		01.76			03.3244-2601.3	020135	perno de presión (largo) 1) perno de presión (corto) 2)	CR 44,45 CR 44,45
	1017 AK		01.76		- ED 731.404/600/632-635 3)	24.3244-0904.3	020301		
	1017 AS		01.76		- ED 731.404/600/632-635 3)				
	1017 F		01.76						
	1017 K		01.76						
	1017 LS		01.77						
	1017 S		01.76						
	1019 AF		01.76		- ED 731.635 4)				
	1019 F		01.76						
	1017 A		01.76		+ ED 731.404/600/632-635 5)	03.3250-1401.3	020141		
1017 AK		01.76		+ ED 731.404/600/632-635 5)					
1017 AS		01.76		+ ED 731.404/600/632-635 5)					
1019 AF		01.76		+ ED 731.635 6)					
	1013		01.76			03.3244-2601.3	020135		CR 44,45
	1013 A		01.76			03.3250-1401.3	020141		CR 50,80
	1017		01.76						
	1017 A		01.76						
	1017 AF		01.76						
	1017 AK		01.76						
	1017 AS		01.76						
	1017 F		01.76						
	1017 K		01.76						
	1017 LS		01.77						
1017 S		01.76							
1019 AF		01.76							
1019 F		01.76							
	1013		01.76			03.2423-0603.3	030036		CTR 23,81
	1017		01.76						
	1017 LS		01.77						
	1019 AF		01.78						
1019 F		01.78							
	1019 AF		01.78			03.2538-0104.3	040035		CRE 38,10
	1019 F		01.78			03.0450-3801.2	083801		juego reparación CRE
	1013		01.76			24.5901-0517.3	330054		L=517
	1017		01.76						
	1017 LS		01.77						
	1019 AF		01.78						
	1019 F		01.78						





















MERCEDES BENZ LKW (BM 381) 1213/1217/1219

	1213		01.76			83.6133-0651.3	330274		L=650		
	1217		01.76								
	1217 L		01.76								
	1217 LS		01.76								
	1219		01.76								
	1219 AF	4393715	01.76								
	1219 F		01.76								
	1213		01.76			03.3244-2601.3	020135	perno de presión (largo) 1) perno de presión (corto) 2)	CR 44,45 CR 44,45		
	1213 A		01.76		- ED 731.404/633/635 7)	24.3244-0904.3	020301				
	1217		01.76								
	1217 A		01.76		- ED 731.404/406/600 8)						
	1217 A		01.76		- ED 731.632/634/635 9)						
	1217 L		01.76								
	1217 LS		01.76								
	1219 S		01.76		+ ED 730.009 10)						
	1213 A		01.76		+ ED 731.404/633/635 11)	03.3250-1401.3	020141			perno de presión (largo) 1)	CR 50,80
	1217 A		01.76		+ ED 731.404/406/600 12)						
1217 A		01.76		+ ED 731.632/634/635 13)							
1219		01.76									
1219 A		01.76									
1219 AF		01.76									
1219 F		01.76									
1219 S		01.76		- ED 730.009 14)							
	1213		01.76			03.3244-2601.3	020135		CR 44,45		
	1213 A		01.76		- ET 744.400/401/405 15)						
	1217		01.76		- ET 744.400/401/405 15)						
	1217		01.76		+ ET 744.300/301/341 16)						
	1217 A		01.76		+ ET 744.347/348 17)						
	1217 A		01.76		+ ET 744.333/346/349 18)						
	1217 L		01.76		+ ET 744.309/412 19)						
	1217 LS		01.76		+ ET 744.309/412 19)						
	1213		01.76		+ ET 744.400/401/405 20)	03.3250-1401.3	020141		CR 50,80		
	1213 A		01.76		+ ET 744.400/401/405 20)						
1217		01.76		- ET 744.300/301/341 21)							
1217		01.76		- ET 744.347/348 22)							
1217 A		01.76		- ET 744.333/346/349 23)							
1217 L		01.76		- ET 744.309/412 24)							
1217 LS		01.76		- ET 744.309/412 24)							
1219		01.76									
1219 A		01.76									
1219 AF		01.76									
1219 F		01.76									
1219 S		01.76									

1) tappet long / punteria lunga / boulon de pression long / Druckbolzen lang
 2) tappet short / punteria corta / boulon de pression court / Druckbolzen kurz
 3) - FA 731.404/600/632-635 / - A 731.404/600/632-635 / - ess. AV 731.404/600/632-635 / - VA 731.404/600/632-635
 4) - FA 731.635 / - A 731.635 / - ess. AV 731.635 / - VA 731.635
 5) + FA 731.404/600/632-635 / + A 731.404/600/632-635 / + ess. AV 731.404/600/632-635 / + VA 731.404/600/632-635
 6) + FA 731.635 / + A 731.635 / + ess. AV 731.635 / + VA 731.635

7) - FA 731.404/600/632-635 / - A 731.404/600/632-635 / - ess. AV 731.404/600/632-635 / - VA 731.404/600/632-635
 8) - FA 731.404/600/632-635 / - A 731.404/600/632-635 / - ess. AV 731.404/600/632-635 / - VA 731.404/600/632-635
 9) - FA 731.632/634/635 / - A 731.632/634/635 / - ess. AV 731.632/634/635 / - VA 731.632/634/635
 10) + FA 730.009 / + A 730.009 / + ess. AV 730.009 / + VA 730.009
 11) + FA 731.404/633/635 / + A 731.404/633/635 / + ess. AV 731.404/633/635 / + VA 731.404/633/635
 12) + FA 731.404/406/600 / + A 731.404/406/600 / + ess. AV 731.404/406/600 / + VA 731.404/406/600
 13) + FA 731.632/634/635 / + A 731.632/634/635 / + ess. AV 731.632/634/635 / + VA 731.632/634/635
 14) - FA 730.009 / - A 730.009 / - ess. AV 730.009 / - VA 730.009
 15) - ET 744.400/401/405 / - A 744.400/401/405 / - ess. AV 744.400/401/405 / - VA 744.400/401/405
 16) + ET 744.300/301/341 / + A 744.300/301/341 / + ess. AV 744.300/301/341 / + VA 744.300/301/341
 17) + ET 744.347/348 / + A 744.347/348 / + ess. AV 744.347/348 / + VA 744.347/348
 18) + ET 744.333/346/349 / + A 744.333/346/349 / + ess. AV 744.333/346/349 / + VA 744.333/346/349
 19) + ET 744.309/412 / + A 744.309/412 / + ess. AV 744.309/412 / + VA 744.309/412
 20) + ET 744.400/401/405 / + A 744.400/401/405 / + ess. AV 744.400/401/405 / + VA 744.400/401/405
 21) - ET 744.300/301/341 / - A 744.300/301/341 / - ess. AV 744.300/301/341 / - VA 744.300/301/341
 22) - ET 744.347/348 / - A 744.347/348 / - ess. AV 744.347/348 / - VA 744.347/348
 23) - ET 744.333/346/349 / - A 744.333/346/349 / - ess. AV 744.333/346/349 / - VA 744.333/346/349
 24) - ET 744.309/412 / - A 744.309/412 / - ess. AV 744.309/412 / - VA 744.309/412



								
MERCEDES BENZ LKW (BM 381) 1213/1217/1219								
	1213 1217 1217 L 1217 LS 1219			01.76 01.76 01.76 01.76 01.76		03.2423-0603.3	030036	CTR 23,81
	1219			01.76		03.2538-0104.3 03.0450-3801.2	040035 083801	CRE 38,10 juego reparación CRE
	1213 1217 1217 L 1217 LS 1219			01.76 01.76 01.76 01.76 01.76		24.5901-0517.3	330054	L=517
MERCEDES BENZ LKW (BM 383) 1413/1417/1419/1424								
	1413 1417 1419 1419 F 1419 L 1419 LS 1424 1424 F			01.75 01.75 01.75 12.83 01.75 12.83 01.75 12.83 01.75 12.83 01.73 12.83 01.73 12.83		83.6133-0651.3	330274	L=650
	1413 1413 A 1417 1417 A 1419 1419 A 1419 F 1419 L 1419 LS 1424 1424 F			01.75 01.75 01.75 01.75 01.75 12.83 01.75 12.83 01.75 12.83 01.75 12.83 01.75 12.83 01.73 12.83 01.73 12.83		03.3250-1401.3	020141	perno de presión (largo) ¹⁾ CR 50,80
	1413 1413 A 1417 1417 A 1419 1419 A 1419 F 1419 L 1419 LS 1424 1424 F			01.75 01.75 01.75 01.75 01.75 12.83 01.75 12.83 01.75 12.83 01.75 12.83 01.75 12.83 01.73 12.83 01.73 12.83		03.3250-1401.3	020141	CR 50,80
	1413 1417 1419 1419 L 1424 1424 F			01.75 12.85 01.75 12.85 01.75 12.83 01.75 12.83 01.75 12.83 01.75 12.83		03.2423-0603.3	030036	CTR 23,81
	1419 1419 L 1424 1424 F			01.75 12.83 01.75 12.83 01.75 12.83 01.75 12.83		03.2538-0104.3 03.0450-3801.2	040035 083801	CRE 38,10 juego reparación CRE
	1413 1417 1419 1419 L 1424 1424 F			01.75 12.85 01.75 12.85 01.75 12.83 01.75 12.83 01.75 12.83 01.75 12.83		24.5901-0517.3	330054	L=517
MERCEDES BENZ LKW (BM 385) 1613/1617/1619/1624/2219/2224								
	2219 6x2 2219 L 6x2 2224 6x2			01.76 12.83 01.76 12.83 01.69 12.83		03.3134-0300.3 03.0370-1131.2	010308 051131	+ eje delantero ²⁾ + eje trasero ³⁾ CM 34,92 juego reparación CM
	2219 6x4 2224 6x4 2224 B 6x4	4270668 4270668 4270668		01.75 01.69 01.69		03.3134-0300.3	010308	+ eje delantero ²⁾ CM 34,92
	2219 6x4 2224 6x4 2224 B 6x4	4270669 4270669 4270669		12.83 12.75 12.78		03.0370-1131.2	051131	+ eje delantero ²⁾ juego reparación CM
	1613 1613 K 1613 L 1617 1617 K 1617 L 1619 1619 L 1624 1624 L 2219 6x2 2219 6x4 2219 L 6x2 2224 6x2			01.75 12.85 01.75 12.85 01.75 12.85 01.75 12.85 01.75 12.83 01.75 12.83 01.75 12.83 01.75 12.83 01.75 12.83 01.76 12.83 01.76 12.83 01.76 12.83 01.69 12.83		83.6133-0651.3	330274	L=650

¹⁾ tappet long / punteria lunga / boulon de pression long / Druckbolzen lang

²⁾ + front axle / + asse anteriore / + essieu avant / + Vorderachse

³⁾ + rear axle / + asse posteriore / + essieu arrière / + Hinterachse



MERCEDES BENZ LKW (BM 385) 1613/1617/1619/1624/2219/2224

	2224 6x4		01.69	12.75	83.6133-0651.3	330274		L=650
	1613 1613 K 1613 L 1617 1617 A 1617 AK 1617 K 1617 L 1619 1619 A 1619 AK 1619 L 1624 1624 L		01.75 01.75 01.75 01.75 01.75 01.75 01.75 01.75 01.75 01.75 01.75 01.75 01.75 01.75	12.85 12.85 12.85 12.85 12.85 12.83 12.83 12.83 12.83 12.83 12.83 12.83 12.83	03.3250-1401.3	020141	perno de presión (largo) ¹⁾	CR 50,80
	2219 6x2 2219 6x4 2224 6x2 2224 6x4 2224 B 6x4		01.76 01.75 01.69 01.69 01.69	12.83 12.83 12.83 12.75 12.78	83.6133-0651.3	330274		L=650
	1613 1613 K 1613 L 1617 1617 A 1617 AK 1617 K 1617 L 1619 1619 A 1619 AK 1619 L 1624 1624 L 2219 6x2 2219 6x4 2219 L 6x2 2224 6x2 2224 6x4 2224 B 6x4		01.75 01.75 01.75 01.75 01.75 01.75 01.75 01.75 01.75 01.75 01.75 01.75 01.75 01.75 01.76 01.75 01.76 01.69 01.69 01.69	12.85 12.85 12.85 12.85 12.85 12.83 12.83 12.83 12.83 12.83 12.83 12.83 12.83 12.83 12.83 12.83 12.83 12.83 12.75 12.78	03.3250-1401.3	020141		CR 50,80
	1613 1613 K 1613 L 1617 AK 1617 K 1617 L 1617 S 1619 1619 L 1624 1624 L 2219 6x2 2219 6x4 2219 L 6x2 2224 6x2 2224 6x4		01.75 01.75 01.75 01.75 01.75 01.75 01.75 01.75 01.75 01.75 01.75 01.76 01.76 01.76 01.69 01.69	12.85 12.85 12.85 12.85 12.85 12.85 12.85 12.83 12.83 12.83 12.83 12.83 12.83 12.83 12.83 12.83	03.2423-0603.3	030036		CTR 23,81
	1619 1619 L 1624 1624 L 2219 6x2 2219 6x4 2219 L 6x2 2224 6x2 2224 6x4		01.75 01.75 01.75 01.75 01.76 01.76 01.76 01.69 01.69	12.83 12.83 12.83 12.83 12.83 12.83 12.83 12.83 12.83	03.2538-0104.3 03.0450-3801.2	040035 083801		CRE 38,10 juego reparación CRE
	1613 1613 K 1613 L 1617 AK 1617 K 1617 L 1617 S 1619 1619 L 1624 1624 L 2219 6x2 2219 6x4 2219 L 6x2 2224 6x2 2224 6x4		01.75 01.75 01.75 01.75 01.75 01.75 01.75 01.75 01.75 01.75 01.75 01.76 01.76 01.76 01.69 01.69	12.85 12.85 12.85 12.85 12.85 12.85 12.85 12.83 12.83 12.83 12.83 12.83 12.83 12.83 12.83 12.83	24.5901-0517.3	330054		L=517

¹⁾ tappet long / punteria lunga / boulon de pression long / Druckbolzen lang



MERCEDES BENZ LKW (BM 387) 1626/1632/1719

	1626 1626 L 1632 1632 L 1719 1719 AK 1719 K 1719 S			01.73 01.76 01.73 01.76 01.73 01.73 01.73 01.73	12.80 12.80 12.82 12.82 12.81 12.81 12.81 12.81		03.2423-0603.3	030036		CTR 23,81
	1626 1626 L 1632 1632 L 1719 1719 AK 1719 K 1719 S			01.73 01.76 01.73 01.76 01.73 01.73 01.73 01.73	12.80 12.80 12.82 12.82 12.81 12.81 12.81 12.81		03.2538-0104.3 03.0450-3801.2	040035 083801		CRE 38,10 juego reparación CRE
	1626 1626 L 1632 1632 L			01.73 01.76 01.73 01.76	12.80 12.80 12.82 12.82		24.5901-0517.3	330054		L=517
	1719 1719 AK 1719 K 1719 S			01.73 01.73 01.73 01.73	12.81 12.81 12.81 12.81		24.5901-0517.3	330054		L=517

MERCEDES BENZ LKW (BM 389) 1919/1926/1932

	1919 1919 AK 1919 K 1919 S 1926 1932 1932 L			01.73 01.73 01.73 01.73 01.73 01.73 01.73			03.2423-0603.3	030036		CTR 23,81
	1919 1919 AK 1919 K 1919 S 1926 1932 1932 L			01.73 01.73 01.73 01.73 01.73 01.73 01.73			03.2538-0104.3 03.0450-3801.2	040035 083801		CRE 38,10 juego reparación CRE
	1919 1919 K 1919 S			01.73 01.73 01.73			24.5901-0517.3	330054		L=517
	1919 AK 1926 1932 1932 L			01.73 01.73 01.73 01.73			24.5901-0517.3	330054		L=517

MERCEDES BENZ LKW (BM 391) 2026/2032

	2026 2032 2032 S			01.76 01.76 01.76	12.81		03.2423-0603.3	030036		CTR 23,81
	2026 2032 2032 S			01.76 01.76 01.76	12.81		03.2538-0104.3 03.0450-3801.2	040035 083801		CRE 38,10 juego reparación CRE
	2026 2032 2032 S			01.76 01.76 01.76	12.81		24.5901-0517.3	330054		L=517

MERCEDES BENZ LKW (BM 393) 2226/2232

	2226 6x2 2226 6x4 2226 L 6x2 2226 L 6x4 2232 6x2 2232 6x4			01.73 01.73 01.73 01.73 01.73 01.73	12.81 12.81 12.81 12.81 12.83 12.83		03.2423-0603.3	030036		CTR 23,81
	2226 6x2 2226 6x4 2226 L 6x2 2226 L 6x4 2232 6x2 2232 6x4			01.73 01.73 01.73 01.73 01.73 01.73	12.81 12.81 12.81 12.81 12.83 12.83		03.2538-0104.3 03.0450-3801.2	040035 083801		CRE 38,10 juego reparación CRE
	2226 6x2 2226 6x4 2226 L 6x2 2226 L 6x4 2232 6x2 2232 6x4			01.73 01.73 01.73 01.73 01.73 01.73	12.81 12.81 12.81 12.81 12.83 12.83		24.5901-0517.3	330054		L=517

MERCEDES BENZ LKW (BM 395) 2626/2632

	2626 6x4 2626 6x6 2632 6x4 2632 6x6			01.73 01.73 01.73 01.73	12.83 12.83 12.83 12.83		03.2423-0603.3	030036		CTR 23,81





MERCEDES BENZ LKW (BM 395) 2626/2632

	2626 6x4 2626 6x6 2632 6x4 2632 6x6			01.73 01.73 01.73 01.73	12.83 12.83 12.83 12.83			03.2538-0104.3 03.0450-3801.2	040035 083801		CRE 38,10 juego reparación CRE
	2626 6x4 2626 6x6 2632 6x4 2632 6x6			01.73 01.73 01.73 01.73	12.83 12.83 12.83 12.83			24.5901-0517.3	330054		L=517

MERCEDES BENZ LKW (BM 615) 1222

	1222 1222 A 1222 AF 1222 F 1222 S			01.82 01.82 01.82 01.82 01.82				03.2423-0603.3	030036		CTR 23,81
	1222 1222 A 1222 AF 1222 F 1222 S			01.82 01.82 01.82 01.82 01.82				03.2538-0104.3 03.0450-3801.2	040035 083801		CRE 38,10 juego reparación CRE
	1222 A 1222 AF			01.82 01.82				24.5901-0517.3	330054		L=517

MERCEDES BENZ LKW (BM 616) 1414/1417/1419/1422/1425

	1414 1417 C 1419 C 1419 CL 1422 1422 F 1422 L 1422 LS 1422 S 1425 LS 1425 S			01.84 01.83 01.83 01.83 01.82 01.82 01.82 01.82 01.82 01.83 01.83				03.2423-0603.3	030036		CTR 23,81
	1417 C 1419 C 1419 CL			01.83 01.83 01.83				24.2528-0907.3	040054		CRE 28,57
	1414			01.84				24.5901-0517.3	330054		L=517

MERCEDES BENZ LKW (BM 617) 1614/1617/1619/1622/1625

	1614 1617 C 1619 C 1622 1622 AK 1625			01.84 01.83 01.83 01.82 01.82 01.79				03.2423-0603.3	030036		CTR 23,81
	1617 C 1619 C			01.83 01.83				24.2528-0907.3	040054		CRE 28,57
	1622 1622 AK 1625			01.82 01.82 01.79				03.2538-0104.3 03.0450-3801.2	040035 083801		CRE 38,10 juego reparación CRE
	1614 1622 AK			01.84 01.82				24.5901-0517.3	330054		L=517

MERCEDES BENZ LKW (BM 619) 2025/2219/2222/2225

	2025 S 6x2/4 2219 C 6x2 2219 C 6x2/4 2219 CL 6x2 2222 6x2 2222 6x2/4 2222 6x4 2222 B 6x4 2222 K 6x4 2222 L 6x2 2225 B 6x4			01.83 01.83 01.83 01.83 01.82 01.84 01.82 01.82 01.82 01.83 01.82				03.2423-0603.3	030036		CTR 23,81
	2025 S 6x2/4			01.83				03.2538-0104.3 03.0450-3801.2	040035 083801		CRE 38,10 juego reparación CRE
	2219 C 6x2 2219 C 6x2/4 2219 CL 6x2			01.83 01.83 01.83				24.2528-0907.3	040054		CRE 28,57
	2222 6x4 2222 B 6x4 2222 K 6x4			01.82 01.82 01.82				03.2538-0104.3 03.0450-3801.2	040035 083801		CRE 38,10 juego reparación CRE



MERCEDES BENZ LKW (BM 620) 1628/1633/1636/1638

	1628			01.79		03.2423-0603.3	030036		CTR 23,81
	1628 L			01.79					
	1628 LS			01.79					
	1628 S			01.79					
	1633			01.81					
	1633 L			01.81					
	1633 LS			01.81					
	1633 S			01.81					
	1636 LS			01.83					
	1638			01.79	12.86	24.2426-0902.3	030073		CTR 26,99
	1638 LS			01.81	12.86				
	1638 S			01.79	12.86				
	1628			01.79		03.2538-0104.3	040035		CRE 38,10
	1628 L			01.79		03.0450-3801.2	083801		juego reparación CRE
	1628 LS			01.79					
	1628			01.79		24.5901-0517.3	330054		L=517
	1628 L		4921176	01.79					
	1628 LS		4921176	01.79	- BM 620.562/563				
	1628 S		4921176	01.79					
	1628	4921177				24.5901-0517.3	330054		L=517
	1628 L	4921177							
	1628 LS	4921177			- BM 620.562/563				
	1628 S	4921177							
	1633			01.81	+ BM 620.046	24.5901-0517.3	330054		L=517
	1633 L			01.83	+ BM 620.446				
	1633 LS			01.81	+ BM 620.543				
	1633 S			01.81	+ BM 620.142/143				
	1636 LS			01.83					

MERCEDES BENZ LKW (BM 621) 1922/1928/1933/1936/1938

	1922			01.80		03.2423-0603.3	030036		CTR 23,81
	1922 AK			01.82					
	1922 K			01.80					
	1922 S			01.80					
	1928			01.79					
	1928 A			01.80					
	1928 AK			01.80					
	1928 AS			01.80					
	1928 K			01.79					
	1928 L			01.80					
	1928 LS			01.80					
	1928 S			01.79					
	1933			01.80					
	1933 LS			01.80					
	1933 S			01.80					
	1936			01.81					
	1936 AK			01.81					
	1936 AS			01.83					
	1936 K			01.81					
	1936 S			01.81					
		1938			01.80	12.84	24.2426-0902.3	030073	
1938 S				01.80	12.84				
	1922			01.80		03.2538-0104.3	040035		CRE 38,10
	1922 AK			01.82		03.0450-3801.2	083801		juego reparación CRE
	1922 K			01.80					
	1922 S			01.80					
	1928			01.79					
	1928 A			01.80					
	1928 AK			01.80					
	1928 AS			01.80					
	1928 K			01.79					
	1928 L			01.80					
	1928 LS			01.80					
1928 S			01.79						
	1922			01.80		24.5901-0517.3	330054		L=517
	1922 AK			01.82					
	1922 K			01.80					
	1922 S			01.80					
	1928		4921176	01.79	- BM 621.066	24.5901-0517.3	330054		L=517
	1928 A		4921176	01.80					
	1928 AK		4921176	01.80					
	1928 AS		4921176	01.80					
	1928 K		4921176	01.79					
	1928 L		4921176	01.80	- BM 621.466				
1928 LS		4921176	01.80	- BM 621.562					
1928 S		4921176	01.79	- BM 621.162/163					
	1928	4921177				24.5901-0517.3	330054		L=517
	1928 A	4921177							
	1928 AK	4921177							
	1928 AS	4921177							
	1928 K	4921177							
	1928 L	4921177			- BM 621.466				
	1928 LS	4921177			- BM 621.562				
1928 S	4921177			- BM 621.162/163					
↓	1933			01.80	- BM 621.096/097	24.5901-0517.3	330054		L=517





MERCEDES BENZ LKW (BM 621) 1922/1928/1933/1936/1938

	1933 LS 1933 S 1936 1936 AK 1936 AS 1936 K 1936 S			01.80 01.80 01.81 01.81 01.83 01.81 01.81	- BM 621.192	24.5901-0517.3	330054		L=517
--	---	--	--	---	--------------	----------------	--------	--	-------

MERCEDES BENZ LKW (BM 622) 2028/2033

	2028 2033 LS 6x2/4			01.79 01.81		03.2423-0603.3	030036		CTR 23,81
	2028			01.79		03.2538-0104.3 03.0450-3801.2	040035 083801		CRE 38,10 juego reparación CRE
	2028			01.79	- BM 622.555	24.5901-0517.3	330054		L=517

MERCEDES BENZ LKW (BM 623) 2228/2233/2236/2238

	2228 6x2 2228 6x4 2228 L 6x2 2233 6x2 2233 6x4 2233 L 6x2 2233 S 6x4 2236 6x2			01.79 01.81 01.80 01.81 01.81 01.81 01.81 01.83	BM 623.023 BM 623.423 BM 623.423 BM 623.145	03.2423-0603.3	030036		CTR 23,81
	2238 6x2 2238 S 6x4			01.79 01.79	12.86 12.86	24.2426-0902.3	030073		CTR 26,99
	2228 6x2 2228 6x4 2228 L 6x2			01.79 01.81 01.80		03.2538-0104.3 03.0450-3801.2	040035 083801		CRE 38,10 juego reparación CRE
	2228 6x2 2228 6x4 2228 L 6x2	4921176		01.79 01.81 01.80	- BM 623.058 - BM 623.180 - BM 623.458	24.5901-0517.3	330054		L=517
	2228 6x2 2228 6x4 2228 L 6x2	4921177 4921177 4921177			- BM 623.058 - BM 623.180 - BM 623.458	24.5901-0517.3	330054		L=517
	2233 6x2 2233 6x4 2233 L 6x2 2233 S 6x4 2236 6x2			01.81 01.81 01.81 01.81 01.83	BM 623.023 BM 623.423 BM 623.423 BM 623.145	24.5901-0517.3	330054		L=517

MERCEDES BENZ LKW (BM 624) 2628/2633/2636/2638

	2628 6x4 2628 A 6x6 2628 AK 6x6 2628 AS 6x6 2628 B 6x4 2628 K 6x4 2628 S 6x4 2633 6x4 2633 S 6x4 2636 A 6x6 2636 AK 6x6 2636 AS 6x6 2636 K 6x4 2636 S 6x4 2638 S 6x4			01.80 01.80 01.80 01.80 01.80 01.80 01.80 01.81 01.81 01.81 01.81 01.81 01.81 01.81 01.81 01.81		03.2423-0603.3	030036		CTR 23,81
	2628 6x4 2628 A 6x6 2628 AK 6x6 2628 AS 6x6 2628 B 6x4 2628 K 6x4 2628 S 6x4			01.80 01.80 01.80 01.80 01.80 01.80 01.80		03.2538-0104.3 03.0450-3801.2	040035 083801		CRE 38,10 juego reparación CRE
	2628 6x4 2628 A 6x6 2628 B 6x4 2628 K 6x4 2628 S 6x4	4921176		01.80 01.80 01.80 01.80 01.80		24.5901-0517.3	330054		L=517
	2628 6x4 2628 A 6x6 2628 AK 6x6 2628 AS 6x6 2628 B 6x4 2628 K 6x4 2628 S 6x4 2633 6x4 2633 S 6x4 2636 A 6x6 2636 AK 6x6 2636 AS 6x6	4921177 4921177 4921177 4921177 4921177		01.80 01.80 01.80 01.80 01.81 01.81 01.81 01.81 01.81 01.81 01.81 01.81	- BM 624.196	24.5901-0517.3	330054		L=517



MERCEDES BENZ LKW (BM 624) 2628/2633/2636/2638

	2636 K 6x4 2636 S 6x4		01.81 01.81			24.5901-0517.3	330054			L=517
--	--------------------------	--	----------------	--	--	----------------	--------	--	--	-------

MERCEDES BENZ LKW (BM 625) 3025/3028/3250/3328/3850

	3025 B 8x4 3025 K 8x4 3028 B 8x4 3028 K 8x4 3250 A 6x6 3328 B 8x4 3328 K 8x4 3850 A 6x6		01.86 01.86 01.86 01.86 01.86 01.86 01.86 01.85	12.89 12.89		03.2423-0603.3	030036			CTR 23,81
	3025 B 8x4 3025 K 8x4		01.86 01.86			24.5901-0517.3	330054			L=517
	3028 B 8x4 3028 K 8x4 3328 B 8x4 3328 K 8x4		01.86 01.86 01.86 01.86			24.5901-0517.3	330054			L=517

MERCEDES BENZ LKW 1413/1513

	1413 L 1413 LA 1413 LP 1513 LB		01.63 01.63 01.63 01.67	12.69 12.69 12.67 12.69		03.3134-0300.3	010308	+ freno de 1 circuito ¹⁾	CM 34,92	ATE
	1413 L 1413 LA 1413 LP 1513 LB		01.63 01.63 01.63 01.67	12.69 12.69 12.67 12.69		03.3508-0401.3	310014	+ freno de 2 circuitos ²⁾	depósito	
	1413 L 1413 LA 1413 LP 1513 LB		01.63 01.63 01.63 01.67	12.69 12.69 12.67 12.69		83.6103-0550.3	330231		L=550	

MERCEDES BENZ Transporter (BM 309) L405-L410/L508

	alle Typen	162734		12.82	- servo de aire a presión ³⁾	03.2122-4902.3 03.0370-3922.2	010144 053922	Sekundärmanschette umdrehen	CMT 22,20 juego reparación CMT	ATE
	alle Typen	162734		12.82	- servo de aire a presión ³⁾	03.2122-2202.3 03.0370-3922.2	010140 053922		CMT 22,20 juego reparación CMT	ATE
	alle Typen				+ servo de aire a presión ⁴⁾	03.2122-4902.3 03.0370-3922.2	010144 053922		CMT 22,20 juego reparación CMT	ATE
	alle Typen	002798	01.67			03.3508-0264.3	310009		depósito	
	L 405 D L 406 DG L 407 D L 408 DG L 408 G L 409 L 410 L 508 D L 508 DG L 508 DG Kastenw.		01.72 01.67 01.75 01.68 01.67 01.75 01.82 01.75 01.68 01.77	12.75 12.75 12.75 12.75 12.82		83.6133-0500.3	330272	2	L=500	
	L 405 D L 406 DG L 407 D L 408 DG L 408 G L 409 L 410 L 508 D L 508 DG L 508 DG Kastenw.	018261 018261 001330	01.75 01.68 01.75 01.82 01.75 01.68 01.77	12.80 12.75 12.75 12.75 12.82		03.3222-5804.3	020083		CR 22,20	
	L 405 D L 406 DG L 407 D L 408 DG L 408 G L 409 L 410 L 508 D L 508 DG L 508 DG Kastenw.		01.72 01.67 01.75 01.68 01.67 01.75 01.82 01.75 01.68 01.77	12.80 12.75 12.75 12.75 12.75 12.82		83.6103-0450.3	330228	2	L=450	
	L 405 D L 406 DG L 407 D L 408 DG L 408 G L 409 L 410 L 508 D L 508 DG L 508 DG Kastenw.	018261 018261 001330	01.75 01.68 01.75 01.82 01.75 01.68 01.77	12.80 12.75 12.75 12.75 12.82		03.3222-5804.3	020083		CR 22,20	
	L 508 DG Kastenw.		01.77		BM 309.429/dist.ejes 4100mm ⁵⁾	03.3222-7802.3	020088		CR 22,20	

¹⁾ + single circuit brake / + impianto freni circuito singolo / + frein à 1 circuit / + 1-Kreis-Bremse
²⁾ + two circuit brake / + impianto frenante doppio circuito / + frein à deux circuits / + 2-Kreis-Bremse
³⁾ - air brake booster / - servofreno pneumatico / - amplificateur pneumatique / - Druckluftverstärker
⁴⁾ + air brake booster / + servofreno pneumatico / + amplificateur pneumatique / + Druckluftverstärker
⁵⁾ BM 309.429/wheel base 4100mm / BM 309.429/passos 4100mm / BM 309.429/empattem. 4100mm / BM 309.429/ Radstand 4100mm





MERCEDES BENZ Transporter (BM 309) L405-L410/L508

	L 405 D		285631	01.72		24.2419-0937.3	030063		+ cilindrico de ATE ¹⁾	CTR 19,05 juego reparación CTR	FTE ATE
	L 406 DG		285631	01.67		03.0350-1926.2	071926				
	L 408 DG		285631	01.68							
	L 408 G		285631	01.67							
	L 508 DG		285631	01.68							
	L 405 D	285632			12.80	24.2419-0901.3	030041			CTR 19,05	
	L 406 DG	285632			12.75						
	L 407 D			01.75							
	L 408 DG	285632			12.75						
	L 408 G	285632			12.75						
	L 409			01.75	12.82						
	L 410			01.82							
	L 508 D			01.75							
	L 508 DG	285632			12.75						
		L 405 D			01.72						
L 406 DG				01.67	12.75						
L 407 D				01.75							
L 408 G				01.67	12.75						
L 409				01.75	12.82						
L 410				01.82							
L 408 DG				01.68	12.75						
L 508 D			01.75								
L 508 DG			01.68	12.75	03.0450-2805.2	082805		juego reparación CRE			

MERCEDES BENZ Transporter (BM 310) L508 D/L608 D

	LF 508 D		530029	01.78		03.2122-4902.3	010144			CMT 22,20 juego reparación CMT	ATE						
	LF 608 D		530029	01.82		03.0370-3922.2	053922										
	LF 508 D	530030				03.2125-1302.3	010203			CMT 25,40	ATE						
	LF 608 D	530030															
	L 608 D	162734	530029		5,6 t							03.2122-4902.3	010144		CMT 22,20	ATE	
	L 608 D				5,6 t							03.0370-3922.2	053922		juego reparación CMT		
	L 608 D	530030			5,6 t							03.2125-1302.3	010203		CMT 25,40	ATE	
	L 608 D		145736	01.72	6,5 t							03.2125-1102.3	010202		CMT 25,40	ATE	
	L 608 D	145737			6,5 t	03.2125-1302.3	010203			CMT 25,40	ATE						
	L 608 D		145736	01.72	6,5 t												
	L 608 D			01.68	5,6 t	83.6133-0500.3	330272	2		L=500							
	L 608 D			01.72	6,5 t												
	L 608 D			01.79	6,7 t												
	LF 508 D			01.78													
	LF 608 D			01.82													
	LT 608 D				BM 310.100												
	LF 508 D			01.78		03.3222-7802.3	020088			CR 22,20							
	LF 608 D			01.82													
	L 608 D			01.68	5,6 t / - ED 730.506/600 ²⁾							03.3222-5804.3	020083		CR 22,20		
	L 608 D			01.68	5,6 t / + ED 730.506 ³⁾							24.3223-1705.3	020418		CR 23,81		
	L 608 D	145737			6,5 t / - ED 730.530/600 ⁴⁾												
L 608 D			01.79	6,7 t / - ED 730.600 ⁵⁾													
	L 608 D			01.68	5,6 t	83.6103-0450.3	330228	2		L=450							
	L 608 D			01.72	6,5 t												
	L 608 D			01.79	6,7 t												
	LF 508 D			01.78													
	LF 608 D			01.82													
	LT 608 D				BM 310.100												
	LF 508 D			01.78		03.3222-7802.3	020088			CR 22,20							
	LF 608 D			01.82													
	L 608 D			01.68	5,6 t / - ET 741.334/335 ⁶⁾							03.3222-5804.3	020083		CR 22,20		
	L 608 D			01.68	5,6 t / + ET 741.334/335 ⁷⁾							24.3238-0901.3	020298		CR 38,10		
	L 608 D	145737			6,5 t / - ET 741.201 ⁸⁾							24.3223-1705.3	020418		CR 23,81		
L 608 D	145737			6,5 t / - ET 741.300/335 ⁹⁾													
L 608 D			01.79	6,7 t / - ET 741.335 ¹⁰⁾													
	L 608 D	145737			6,5 t / + ET 741.335 ¹¹⁾	24.3238-0901.3	020298			CR 38,10							
	L 608 D			01.79	6,7 t / + ET 741.335 ¹²⁾												
	L 608 D																
	L 608 D		285631	01.68	5,6 t	24.2419-0937.3	030063		+ cilindrico de ATE ¹⁾	CTR 19,05 juego reparación CTR	FTE ATE						
	L 608 D		285631	01.72	6,5 t												
	L 608 D	285632			5,6 t							24.2419-0901.3	030041			CTR 19,05	
	L 608 D	285632			6,5 t												
	L 608 D			01.79	6,7 t												
	LF 508 D			01.78													
	LF 608 D			01.82													
LT 608 D				BM 310.100													
	L 608 D			01.68	5,6 t	03.0450-2805.2	082805			juego reparación CRE							
	L 608 D			01.72	6,5 t												
	L 608 D			01.79	6,7 t												
	LF 508 D			01.78													
	LF 608 D			01.82													
	LT 608 D				BM 310.100												

¹⁾ + ATE cylinder / + ATE - frizione idraulica / + cylindre ATE / + ATE-Zylinder

²⁾ 5,6 t - FA 730.506/600 / 5,6 t - A 730.506/600 / 5,6 t - ess. AV 730.506/600 / 5,6 t - VA 730.506/600

³⁾ 5,6 t + FA 730.506 / 5,6 t + A 730.506 / 5,6 t + ess. AV 730.506 / 5,6 t + VA 730.506

⁴⁾ 6,5 t - FA 730.530/600 / 6,5 t - A 730.530/600 / 6,5 t - ess. AV 730.530/600 / 6,5 t - VA 730.530/600

⁵⁾ 6,7 t - FA 730.600 / 6,7 t - A 730.600 / 6,7 t - ess. AV 730.600 / 6,7 t - VA 730.600

⁶⁾ 5,6 t - RA 741.334/335 / 5,6 t - P 741.334/335 / 5,6 t - ess. AR 741.334/335 / 5,6 t - HA 741.334/335

⁷⁾ 5,6 t + RA 741.334/335 / 5,6 t + P 741.334/335 / 5,6 t + ess. AR 741.334/335 / 5,6 t + HA 741.334/335

⁸⁾ 6,5 t - RA 741.201 / 6,5 t - P 741.201 / 6,5 t - ess. AR 741.201 / 6,5 t - HA 741.201

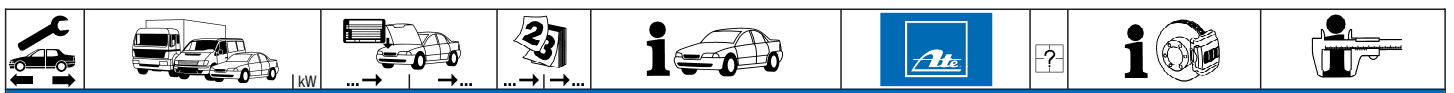
⁹⁾ 6,5 t - RA 741.300/335 / 6,5 t - P 741.300/335 / 6,5 t - ess. AR 741.300/335 / 6,5 t - HA 741.300/335

¹⁰⁾ 6,7 t - RA 741.335 / 6,7 t - P 741.335 / 6,7 t - ess. AR 741.335 / 6,7 t - HA 741.335

¹¹⁾ 6,5 t + RA 741.335 / 6,5 t + P 741.335 / 6,5 t + ess. AR 741.335 / 6,5 t + HA 741.335

¹²⁾ 6,7 t + RA 741.335 / 6,7 t + P 741.335 / 6,7 t + ess. AR 741.335 / 6,7 t + HA 741.335





MERCEDES BENZ Transporter (BM 313) L613 D/L614 D

	L 613 D L 614 D	352290 352290	01.77 01.77	- 6,8 t	03.2125-1302.3	010203		CMT 25,40	ATE
	L 613 D L 614 D		01.77 01.77	- 6,8 t	83.6133-0500.3	330272	2	L=500	
	L 613 D		01.80	+ 6,8 t	83.6133-0551.3	330273	2	L=550	
	L 613 D L 614 D		01.77 01.77	- 6,8 t	24.3223-1705.3	020418		CR 23,81	
	L 613 D		01.80	+ 6,8 t	24.3238-0901.3	020298		- perno de presión ¹⁾	CR 38,10
	L 613 D L 614 D		01.77 01.77		83.6103-0450.3	330228	2	L=450	
	L 613 D L 614 D		01.77 01.77	- 6,8 t	24.3223-1705.3	020418		CR 23,81	
	L 613 D		01.80	+ 6,8 t	24.3238-0901.3	020298		- perno de presión ¹⁾	CR 38,10
	L 613 D L 614 D		01.77 01.77		24.2419-0901.3	030041		CTR 19,05	
	L 613 D L 614 D		01.77 01.77		03.0450-2805.2	082805		juego reparación CRE	

MERCEDES BENZ Transporter L319/L405-L408

	L 319 B/D L 405/406/407/408		01.55 01.55	12.67 12.67	83.6103-0450.3	330228	2	L=450	
	L 319 B/D L 405/406/407/408		01.55 01.55	12.67 12.67	83.6103-0450.3	330228	2	L=450	

MERCEDES BENZ Transporter 311/312

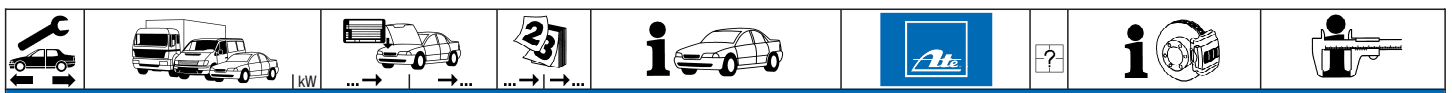
	311 L/LA/LP/LAP 312 L/LA		01.55 01.55	12.61 12.61	03.0370-1131.2	051131		juego reparación CM	
	312/36 LA		01.55	12.61	03.0370-1038.2 03.0370-9998.2	051038 059998		juego reparación CM juego reparación, -pistón ATE	
	311 L/LA/LP/LAP 312 L/LA		01.55 01.55	12.61 12.61	03.3508-0501.3	310017	0,35 l	depósito	
	311 L/LA/LP/LAP 312 L/LA		01.55 01.55	12.61 12.61	83.6103-0450.3	330228	2	L=450	
	311 L/LA/LP/LAP 312 L/LA		01.55 01.55	12.61 12.61	83.6103-0500.3	330230	2	L=500	

MERCEDES BENZ MB-TRAC (BM 440) 65/70/700/800/900

	MB-Trac 65/70 MB-Trac 700	011581	01.73 01.76	12.76	03.2320-0201.3	010234		admisión con tapón de goma ³⁾	CM 28,57/20,64	ATE
	MB-Trac 65/70 MB-Trac 700	011581	01.73 01.76	12.76	03.3508-0401.3	310014		depósito de enroscamiento ⁴⁾	depósito	
	MB-Trac 800 MB-Trac 900		01.75 01.81		13.2601-8037.2 13.2601-8038.2 13.0441-6012.2 13.0441-6001.2 13.0441-6010.2 03.3518-6100.2 03.3518-8000.2	210169 210170 250133 250126 250132 390364 390373	<input checked="" type="checkbox"/> <input checked="" type="checkbox"/>	+ predecesor/ + tapa deflector ⁵⁾ + predecesor/ - tapa deflector ⁶⁾	D=60 D=60 juego reparac.juntas juego reparac.juntas juego reparac.juntas válvula de purga válvula de purga	ATE ATE ATE ATE
	MB-Trac 800 MB-Trac 900		01.75 01.81		13.0460-6031.2 24.8190-0403.2	606031 620403	2		29581 15,0 /DD CD L=315mm	ATE
	MB-Trac 65/70 MB-Trac 700 MB-Trac 800 MB-Trac 900		01.73 01.76 01.75 01.81	12.76	24.5201-0220.3	331272			L=220	
	MB-Trac 800 MB-Trac 900		01.75 01.81		13.9544-0022.2 13.9544-0021.2 13.0441-5417.2 13.0471-5407.2 13.0471-5409.2 13.8158-0021.1 13.8158-0020.1 13.0471-5405.2 13.0471-5408.2	210258 210257 250118 250137 250139 990114 990113 250136 250138	<input checked="" type="checkbox"/> <input checked="" type="checkbox"/> <input checked="" type="checkbox"/> <input checked="" type="checkbox"/> <input checked="" type="checkbox"/> <input checked="" type="checkbox"/> <input checked="" type="checkbox"/> <input checked="" type="checkbox"/>	ET: 000192- ⁷⁾	D=54 D=54 juego reparac.juntas tornillo de conexión juego reparación palanca palanca freno de mano palanca freno de mano juego reparación ajuste juego rep.onda retroceso	ATE ATE ATE
	MB-Trac 800 MB-Trac 900		01.75 01.81		13.0460-6031.2 24.8190-0403.2	606031 620403	2		29581 15,0 /DD CD L=315mm	ATE
	MB-Trac 65/70 MB-Trac 700 MB-Trac 800 MB-Trac 900		01.73 01.76 01.75 01.81	12.76	83.6203-0250.3	330299			L=250	

1) - tappet / - punteria / - boulon de pression / - Druckbolzen
2) + single chamber air brake / + fr.pneum.a camera singola / + fr. pneumatique à 1 chambre / + 1-Kammer-Druckluftbremse
3) inlet with rubber plug / mandata con tappo in gomma / admiss.avec bouch.caoutchouc / Einlaß mit Gummistopfen
4) screw on reservoir / serbatoio da avvitare / réservoir à visser / Aufschraubbehälter
5) + predecesor/ + deflector cap / + preceden./+ calotta protez. / + prédecesseur/ + déflecteur / + Vorgänger/ + Abschirmkappe
6) + predecesor/ - deflector cap / + preceden./- calotta protez. / + prédecesseur/ - déflecteur / + Vorgänger/ - Abschirmkappe
7) RA: 000192- / P: 000192- / ess. AR: 000192- / HA: 000192-





MERCEDES BENZ MB-TRAC (BM 440) 65/70/700/800/900

	MB-Trac 65/70 MB-Trac 700		01.73 01.76	12.76		03.3222-4007.3	020074			CR 22,20
	MB-Trac 700 MB-Trac 800 MB-Trac 900		01.76 01.75 01.81			24.2419-0934.3	030060			CTR 19,05

MERCEDES BENZ MB-TRAC (BM 441) 1000

	MB-Trac 1000		01.82			13.2601-8035.2 13.2601-8037.2 13.2601-8036.2 13.2601-8038.2 13.2601-7015.2 13.2601-7016.2 13.0441-6012.2 13.0441-6001.2 13.0441-6010.2 03.3518-6100.2 03.3518-8000.2	210167 210169 210168 210170 210230 210231 250133 250126 250132 390364 390373	<input type="checkbox"/> - ajust. activ. jueg. ventilación ¹⁾ <input type="checkbox"/> - ajust. activ. jueg. ventilación ¹⁾ <input type="checkbox"/> + ajust. activ. jueg. ventilación ²⁾ <input type="checkbox"/> + ajust. activ. jueg. ventilación ²⁾ <input type="checkbox"/> + predecesor/ + tapa deflector ³⁾ <input type="checkbox"/> + predecesor/ - tapa deflector ⁴⁾	D=60 D=60 D=60 D=60 D=60 juego reparac. juntas juego reparac. juntas juego reparac. juntas válvula de purga válvula de purga	ATE ATE ATE ATE ATE ATE ATE ATE	
	MB-Trac 1000		01.82			13.0460-6031.2 13.0460-0214.2 24.8190-0403.2	606031 610214 620403	2 4		29581 15,0 /DD Belagsatz-Zubehör CD L=315mm	ATE ATE
	MB-Trac 1000		01.82			13.9544-0022.2 13.9544-0021.2 13.0441-5417.2 13.0471-5407.2 13.0471-5409.2 13.8158-0020.1 13.8158-0021.1 13.0471-5405.2 13.0471-5408.2	210258 210257 250118 250137 250139 990113 990114 250136 250138	<input type="checkbox"/> <input type="checkbox"/> <input type="checkbox"/> <input type="checkbox"/> <input type="checkbox"/> <input type="checkbox"/> <input type="checkbox"/> <input type="checkbox"/>	D=54 D=54 juego reparac. juntas tornillo de conexión juego reparación palanca palanca freno de mano palanca freno de mano juego reparación ajuste juego rep. onda retroceso	ATE ATE ATE ATE ATE ATE ATE ATE	
	MB-Trac 1000		01.82			13.0460-6031.2 24.8190-0403.2	606031 620403	2		29581 15,0 /DD CD L=315mm	ATE

MERCEDES BENZ MB-TRAC (BM 442/443) 1100/1300/1500

	MB-Trac 1100 MB-Trac 1300 MB-Trac 1500		01.76 01.76 01.80			83.6203-0250.3 83.6203-0250.3 24.5201-0220.3	330299 330299 331272		a la bomba principal de freno ⁵⁾ a la bomba principal de freno ⁵⁾	L=250 L=250 L=220
	MB-Trac 1100 MB-Trac 1300	005702 005702	01.76 01.76			83.6103-0400.3	330226			L=400
	MB-Trac 1100 MB-Trac 1300 MB-Trac 1500	074200 074200 074200	01.76 01.76 01.80			24.5901-0517.3	330054			L=517

MERCEDES BENZ UNIMOG (BM 403) 54/66/72/800

	U 54 U 66 U 72 U 800		06.73 06.73 06.73 01.77	12.77 12.77 12.77		13.2601-8035.2 13.2601-8037.2 13.2601-8036.2 13.2601-8038.2 13.2601-7015.2 13.2601-7016.2 13.0441-6012.2 13.0441-6001.2 13.0441-6010.2 03.3518-6100.2 03.3518-8000.2	210167 210169 210168 210170 210230 210231 250133 250126 250132 390364 390373	<input type="checkbox"/> - ajust. activ. jueg. ventilación ¹⁾ <input type="checkbox"/> - ajust. activ. jueg. ventilación ¹⁾ <input type="checkbox"/> + ajust. activ. jueg. ventilación ²⁾ <input type="checkbox"/> + ajust. activ. jueg. ventilación ²⁾ <input type="checkbox"/> + predecesor/ + tapa deflector ³⁾ <input type="checkbox"/> + predecesor/ - tapa deflector ⁴⁾	D=60 D=60 D=60 D=60 D=60 juego reparac. juntas juego reparac. juntas juego reparac. juntas válvula de purga válvula de purga	ATE ATE ATE ATE ATE ATE ATE ATE	
	U 54 U 66 U 72 U 800		06.73 06.73 06.73 01.77	12.77 12.77 12.77		13.0460-6031.2 13.0460-0214.2 24.8190-0403.2	606031 610214 620403	2 4		29581 15,0 /DD Belagsatz-Zubehör CD L=315mm	ATE ATE
	U 54 U 66 U 72 U 800		01.64 01.64 01.64 01.77	12.77 12.77 12.77		24.5201-0220.3	331272			L=220	
	U 54 U 66 U 72 U 800		06.73 06.73 06.73 01.77	12.77 12.77 12.77		13.9544-0022.2 13.9544-0021.2 13.0441-5417.2 13.0471-5407.2 13.0471-5409.2 13.8158-0021.1 13.8158-0020.1 13.0471-5405.2 13.0471-5408.2	210258 210257 250118 250137 250139 990113 990114 250136 250138	<input type="checkbox"/> <input type="checkbox"/> <input type="checkbox"/> <input type="checkbox"/> <input type="checkbox"/> <input type="checkbox"/> <input type="checkbox"/> <input type="checkbox"/>	D=54 D=54 juego reparac. juntas tornillo de conexión juego reparación palanca palanca freno de mano palanca freno de mano juego reparación ajuste juego rep. onda retroceso	ATE ATE ATE ATE ATE ATE ATE ATE	
	U 54 U 66 U 72 U 800		06.73 06.73 06.73 01.77	12.77 12.77 12.77		13.0460-6031.2 24.8190-0403.2	606031 620403	2		29581 15,0 /DD CD L=315mm	ATE
	U 54 U 66 U 72 U 800		01.64 01.64 01.64 01.77	12.77 12.77 12.77	+ tambores de freno ⁷⁾ + tambores de freno ⁷⁾ + tambores de freno ⁷⁾ + tambores de freno ⁷⁾	83.6203-0300.3 83.6192-0250.3	330386 330726	<input type="checkbox"/> <input type="checkbox"/>		L=300 L=250	
	U 54 U 66 U 72 U 800		06.73 06.73 06.73 01.77	12.77 12.77 12.77	+ disco de freno ⁸⁾ + disco de freno ⁸⁾ + disco de freno ⁸⁾ + disco de freno ⁸⁾	83.6203-0300.3 83.6203-0250.3	330386 330299	<input type="checkbox"/> <input type="checkbox"/>		L=300 L=250	

¹⁾ - active clearance adjustment / - recupero autom. del gioco / - réglage act.d.jeu fonctionnel / - aktive Lüftspieleinstellung
²⁾ + active clearance adjustment / + recupero autom. del gioco / + réglage act.d.jeu fonctionnel / + aktive Lüftspieleinstellung
³⁾ + predecessor/ + deflector cap / + preceden./+ calotta protez. / + prédecesseur/ + déflecteur / + Vorgänger/ + Abschirmkappe
⁴⁾ + predecessor/ - deflector cap / + preceden./- calotta protez. / + prédecesseur/ - déflecteur / + Vorgänger/ - Abschirmkappe
⁵⁾ on the master cylinder / sulla pompa freno / sur le maître-cylindre / am Hauptzylinder
⁶⁾ RA: 030614- / P: 030614- / ess. AR: 030614- / HA: 030614-
⁷⁾ + drum brake / + freno a tamburo / + freins à tambour / + Trommelbremse
⁸⁾ + disc brake / + disco freno / + disques de frein / + Scheibenbremse



MERCEDES BENZ UNIMOG (BM 403) 54/66/72/800

	U 54 U 66 U 72		001945 001945 001945	01.64 01.64 01.64			03.3220-0905.3	020059		CR 20,64
	U 54 U 66 U 72 U 800	001946 001946 001946		12.77 12.77 12.77 01.77			03.3222-4007.3	020074		CR 22,20
	U 54 U 66 U 72 U 800			01.64 01.64 01.64 01.77	12.77 12.77 12.77		24.2419-0934.3	030060		CTR 19,05
	U 54 U 66 U 72 U 800			01.64 01.64 01.64 01.77	12.77 12.77 12.77		83.6103-0240.3	330220		L=240

MERCEDES BENZ UNIMOG (BM 404) 82/110/404 S

	U 110 U 404 S U 82			01.71 01.55 01.71	12.77 12.70 12.77		24.7718-7301.2	990024		válvula de retención
	U 404 S			01.55	12.65	- BM 404.117	03.3508-3600.3	310030		depósito
	U 404 S U 110 U 404 S U 82			01.55 01.71 01.65 01.71	12.65 12.77 12.70 12.77	- BM 404.117	83.6103-0400.3 83.6203-0300.3 83.6103-0400.3	330226 330386 330226	a la bomba principal de freno ¹⁾	L=400 L=300 L=400
	U 110 U 404 S U 82			01.71 01.55 01.71	12.77 12.70 12.77		83.6203-0250.3 83.6192-0250.3	330299 330726	<input type="checkbox"/>	L=250 L=250
	U 110 U 404 S U 82			01.71 01.55 01.71	12.77 12.70 12.77		03.3228-0502.3	020109		CR 28,57
	U 110 U 404 S U 82			01.71 01.65 01.71	12.77 12.70 12.77		24.2419-0934.3	030060		CTR 19,05
	U 404 S U 110 U 82			01.65 01.71 01.71	12.70 12.77 12.77		83.6103-0240.3 83.6203-0300.3	330220 330386		L=240 L=300
	U 110 U 82			01.71 01.71	12.77 12.77		83.6203-0300.3	330386		L=300

MERCEDES BENZ UNIMOG (BM 406) 65/70/80/84/900

	U 65 U 70 U 80 U 84		005735 005735 005735 005735	01.64 01.64 01.64 01.64		+ tambores de freno ²⁾ + tambores de freno ²⁾ + tambores de freno ²⁾ + tambores de freno ²⁾	03.3508-0801.3	310023		depósito	
	U 65 U 70 U 80 U 84 U 900			06.73 06.73 06.73 06.73 06.73	12.77 12.77 12.77 12.77 12.77		13.2601-8035.2 13.2601-8037.2 13.2601-8036.2 13.2601-8038.2 13.2601-7015.2 13.2601-7016.2 13.0441-6012.2 13.0441-6001.2 13.0441-6010.2 03.3518-6100.2 03.3518-8000.2	210167 210169 210168 210170 210230 210231 250133 250126 250132 390364 390373	<input type="checkbox"/> - ajust.activ.jueg.ventilación ³⁾ <input type="checkbox"/> - ajust.activ.jueg.ventilación ³⁾ <input type="checkbox"/> + ajust.activ.jueg.ventilación ⁴⁾ <input type="checkbox"/> + ajust.activ.jueg.ventilación ⁴⁾	D=60 D=60 D=60 D=60 D=60 D=60	ATE ATE ATE ATE ATE ATE
	U 65 U 70 U 80 U 84 U 900			06.73 06.73 06.73 06.73 06.73	12.77 12.77 12.77 12.77 12.77		13.0460-6031.2 13.0460-0214.2 24.8190-0403.2	606031 610214 620403	2 4	29581 15,0 /DD Belagsatz-Zubehör CD L=315mm	ATE ATE
	U 65 U 70 U 80 U 84		005735 005735 005735 005735	01.64 01.64 01.64 01.64			83.6203-0300.3 24.5201-0220.3 83.6103-0400.3	330386 331272 330226	a la bomba principal de freno ¹⁾ <input type="checkbox"/> + grupo motriz ⁷⁾	L=300 L=220 L=400	
	U 65 U 70 U 80 U 84 U 900	005736 005736 005736 013570		12.77 12.77 12.77 12.77 12.77			24.5201-0220.3 83.6103-0400.3	331272 330226	<input type="checkbox"/> + grupo motriz ⁷⁾	L=220 L=400	
	U 65 U 70 U 80 U 84 U 900			06.73 06.73 06.73 06.73 06.73	12.77 12.77 12.77 12.77 12.77		13.9544-0022.2 13.9544-0021.2 13.0441-5417.2 13.0471-5407.2 13.0471-5409.2 13.8158-0021.1 13.8158-0020.1 13.0471-5405.2 13.0471-5408.2	210258 210257 250118 250137 250139 990114 990113 250136 250138	<input type="checkbox"/> <input type="checkbox"/> ET: 030614- ⁸⁾ <input type="checkbox"/> <input type="checkbox"/>	D=54 D=54 juego reparac.juntas tornillo de conexión juego reparación palanca palanca freno de mano palanca freno de mano juego reparación ajuste juego rep.onda retroceso	ATE ATE ATE ATE ATE ATE ATE ATE
	U 65 U 70 U 80 U 84 U 900			06.73 06.73 06.73 06.73 06.73	12.77 12.77 12.77 12.77 12.77		13.0460-6031.2 24.8190-0403.2	606031 620403	2	29581 15,0 /DD CD L=315mm	ATE

¹⁾ on the master cylinder / sulla pompa freno / sur le maître-cylindre / am Hauptzylinder
²⁾ + drum brake / + freno a tamburo / + freins à tambour / + Trommelbremse
³⁾ - active clearance adjustment / - recupero autom. del gioco / - réglage act.d.jeu fonctionnel / - aktive Lüftspieleinstellung
⁴⁾ + active clearance adjustment / + recupero autom. del gioco / + réglage act.d.jeu fonctionnel / + aktive Lüftspieleinstellung
⁵⁾ + predecessor/ + deflector cap / + preceden./+ calotta protez. / + prédecesseur/ + déflecteur / + Vorgänger/ + Abschirmkappe
⁶⁾ + predecessor/ - deflector cap / + preceden./- calotta protez. / + prédecesseur/ - déflecteur / + Vorgänger/ - Abschirmkappe
⁷⁾ + drive head / + motrice con sola cabina / + tête de propulsion / + Triebkopf
⁸⁾ RA: 030614- / P: 030614- / ess. AR: 030614- / HA: 030614-





MERCEDES BENZ UNIMOG (BM 406) 65/70/80/84/900

	U 65 U 70 U 80 U 84 U 900			01.64 01.64 01.64 01.64	+ tambores de freno ¹⁾ + tambores de freno ¹⁾ + tambores de freno ¹⁾ + tambores de freno ¹⁾	83.6203-0300.3 83.6192-0250.3	330386 330726	<input type="checkbox"/>	L=300 L=250
	U 65 U 70 U 80 U 84 U 900	013570		06.73 06.73 06.73 06.73 06.73	+ disco de freno ²⁾ + disco de freno ²⁾ + disco de freno ²⁾ + disco de freno ²⁾	83.6203-0300.3 83.6192-0250.3	330386 330726	<input type="checkbox"/>	L=300 L=250
	U 65 U 70 U 80 U 84		013569 013569 013569 013569	01.64 01.64 01.64 01.64		03.3220-0905.3	020059		CR 20,64
	U 65 U 70 U 80 U 84 U 900	013570 013570 013570 013570 013570				03.3222-4007.3	020074		CR 22,20
	U 65 U 70 U 80 U 900	005736 005736 005736 005736		12.77 12.77 12.77 12.77		24.2419-0934.3	030060		CTR 19,05
	U 65 U 70 U 80 U 84		005735 005735 005735 005735	01.64 01.64 01.64 01.64		83.6203-0200.3	330298		L=200
	U 65 U 70 U 80 U 900	005736 005736 005736 005736		12.77 12.77 12.77 12.77		83.6103-0240.3	330220		L=240

MERCEDES BENZ UNIMOG (BM 407) 600/650/650 L

	600 650 650 L			01.88 01.88 01.88		24.2419-0934.3	030060		CTR 19,05
--	---------------------	--	--	-------------------------	--	----------------	--------	--	-----------

MERCEDES BENZ UNIMOG (BM 411) 411

	U 411 U 411 U 411 A U 411 A	22 23 22 23		01.56 01.56 01.56 01.56	12.65 12.65 12.65 12.65	03.3125-0401.3	010290		CM 25,40	ATE
	U 411 U 411 A			01.56 01.56	12.65 12.74	03.3508-3600.3	310030		depósito	
	U 411 A	25	029950		12.74	24.5201-0220.3	331272		L=220	
	U 411 U 411 A			01.56 01.56	12.65 12.74	24.5201-0220.3 83.6103-0190.3	331272 330218	<input type="checkbox"/>	L=220 L=190	
	U 411 U 411 U 411 A U 411 A U 411 A	22 23 22 23 25		01.56 01.56 01.56 01.56 01.65	12.65 12.65 12.65 12.65 12.74	03.3222-0902.3	020068		CR 22,20	
	U 411 A	25		01.65	12.74	03.3222-4007.3	020074		CR 22,20	

MERCEDES BENZ UNIMOG (BM 413) 72/80/800 L

	U 72 U 80 U 800 L			06.73 06.73 01.77	12.77 12.77	13.2601-8035.2 13.2601-8037.2 13.2601-8036.2 13.2601-8038.2 13.2601-7015.2 13.2601-7016.2 13.0441-6012.2 13.0441-6001.2 13.0441-6010.2 03.3518-6100.2 03.3518-8000.2	210167 210169 210168 210170 210230 210231 250133 250126 250132 390364 390373	<input type="checkbox"/> - ajust.activ.jueg.ventilación ³⁾ <input type="checkbox"/> - ajust.activ.jueg.ventilación ³⁾ <input type="checkbox"/> + ajust.activ.jueg.ventilación ⁴⁾ <input type="checkbox"/> + ajust.activ.jueg.ventilación ⁴⁾	D=60 D=60 D=60 D=60 D=60 juego reparac.juntas juego reparac.juntas + predecesor/ - tapa deflector ⁵⁾ + predecesor/ - tapa deflector ⁶⁾ L= 52 mm L= 90 mm	ATE ATE ATE ATE ATE ATE ATE ATE
	U 72 U 80 U 800 L			06.73 06.73 01.77	12.77 12.77	13.0460-6031.2 13.0460-0214.2 24.8190-0403.2	606031 610214 620403	2 4	29581 15,0 /DD Belagsatz-Zubehör CD L=315mm	ATE ATE
	U 72 U 80 U 800 L			01.73 01.73 01.77	12.77 12.77	24.5201-0220.3	331272		L=220	
	U 72 U 80 U 800 L			06.73 06.73 01.77	12.77 12.77	13.9544-0022.2 13.9544-0021.2 13.0441-5417.2 13.0471-5407.2 13.0471-5409.2 13.8158-0021.1 13.8158-0020.1 13.0471-5405.2 13.0471-5408.2	210258 210257 250118 250137 250139 990114 990113 250136 250138	<input type="checkbox"/> <input type="checkbox"/> ET: 017945- 7) <input type="checkbox"/> <input type="checkbox"/>	D=54 D=54 juego reparac.juntas tornillo de conexión juego reparación palanca palanca freno de mano palanca freno de mano juego reparación ajuste juego rep.onda retroceso	ATE ATE ATE
	U 72 U 80			06.73 06.73	12.77 12.77	13.0460-6031.2 24.8190-0403.2	606031 620403	2	29581 15,0 /DD CD L=315mm	ATE

1) + drum brake / + freno a tamburo / + freins à tambour / + Trommelbremse
2) + disc brake / + disco freno / + disques de frein / + Scheibenbremse
3) - active clearance adjustment / + recupero autom. del gioco / - réglage act.d.jeu fonctionnel / - aktive Lüftspieleinstellung
4) + active clearance adjustment / + recupero autom. del gioco / + réglage act.d.jeu fonctionnel / + aktive Lüftspieleinstellung
5) + predecessor/ + deflector cap / + preceden./+ calotta protez. / + prédecesseur/ + déflecteur / + Vorgänger/ + Abschirmkappe
6) + predecessor/ - deflector cap / + preceden./- calotta protez. / + prédecesseur/ - déflecteur / + Vorgänger/ - Abschirmkappe
7) RA: 017945- / P: 017945- / ess. AR: 017945- / HA: 017945-



MERCEDES BENZ UNIMOG (BM 413) 72/80/800 L



	U 800 L			01.77				13.0460-6031.2 24.8190-0403.2	606031 620403	2		29581 15,0 /DD CD L=315mm	ATE
	U 72 U 80 U 800 L			01.73 01.73 01.77	12.77 12.77 12.77	+ tambores de freno ¹⁾ + tambores de freno ¹⁾ + tambores de freno ¹⁾		83.6203-0300.3 83.6192-0250.3	330386 330726	<input type="checkbox"/>		L=300 L=250	
	U 72 U 80 U 800 L			06.73 06.73 01.77	12.77 12.77 12.77	+ disco de freno ²⁾ + disco de freno ²⁾ + disco de freno ²⁾		83.6203-0300.3 83.6192-0250.3	330386 330726	<input type="checkbox"/>		L=300 L=250	
	U 72 U 80 U 800 L			01.73 01.73 01.77	12.77 12.77 12.77			24.2419-0934.3	030060			CTR 19,05	
	U 72 U 80 U 800 L			01.73 01.73 01.77	12.77 12.77 12.77			83.6103-0240.3	330220			L=240	





MERCEDES BENZ UNIMOG (BM 416) 80/90/100/110/1100/1100 L







	U 80 U 90		000078 000078	01.64 01.64				03.3508-0801.3	310023			depósito	
	U 100 U 110 U 1100 U 1100 L U 125 U 80 U 90			06.73 06.73 01.77 01.77 06.73 06.73 06.73	12.77 12.77 12.77 12.77 12.77 12.77 12.77			13.2601-8035.2 13.2601-8037.2 13.2601-8036.2 13.2601-8038.2 13.2601-7015.2 13.2601-7016.2 13.0441-6012.2 13.0441-6001.2 13.0441-6010.2 03.3518-6100.2 03.3518-8000.2	210167 210169 210168 210170 210230 210231 250133 250126 250132 390364 390373	<input type="checkbox"/> - ajust.activ.jueg.ventilación ³⁾ <input type="checkbox"/> - ajust.activ.jueg.ventilación ³⁾ <input type="checkbox"/> + ajust.activ.jueg.ventilación ⁴⁾ <input type="checkbox"/> + ajust.activ.jueg.ventilación ⁴⁾	D=60 D=60 D=60 D=60 D=60 D=60	ATE ATE ATE ATE ATE ATE	
	U 100 U 110 U 1100 U 1100 L U 125 U 80 U 90			06.73 06.73 01.77 01.77 06.73 06.73 06.73	12.77 12.77 12.77 12.77 12.77 12.77 12.77			13.0460-6031.2 13.0460-0214.2 24.8190-0403.2	606031 610214 620403	2 4		29581 15,0 /DD Belagsatz-Zubehör CD L=315mm	ATE ATE
	U 80 U 90		000078 000078	01.64 01.64				83.6203-0300.3 24.5201-0220.3	330386 331272		a la bomba principal de freno ⁷⁾	L=300 L=220	
	U 100 U 110 U 1100 U 1100 L U 125 U 80 U 90	000079 000079		12.77 12.77 01.77 01.77 06.73 06.73 12.77	12.77 12.77 12.77 12.77 12.77 12.77 12.77			24.5201-0220.3 83.6192-0250.3	331272 330726	<input type="checkbox"/> + grupo motriz ⁸⁾		L=220 L=250	
	U 100 U 110 U 1100 U 1100 L U 125 U 80 U 90	000079 000079		06.73 06.73 01.77 01.77 06.73 06.73 06.73	12.77 12.77 12.77 12.77 12.77 12.77 12.77			13.9544-0022.2 13.9544-0021.2 13.0441-5417.2 13.0471-5407.2 13.0471-5409.2 13.8158-0021.1 13.8158-0020.1 13.0471-5405.2 13.0471-5408.2	210258 210257 250118 250137 250139 990114 990113 250136 250138	<input type="checkbox"/> <input type="checkbox"/> ET: 017945- ⁹⁾ <input type="checkbox"/> <input type="checkbox"/>	D=54 D=54 juego reparac.juntas tornillo de conexión juego reparación palanca palanca freno de mano juego reparación ajuste juego rep.onda retroceso	ATE ATE ATE	
	U 100 U 110 U 1100 U 1100 L U 125 U 80 U 90			06.73 06.73 01.77 01.77 06.73 06.73 06.73	12.77 12.77 12.77 12.77 12.77 12.77 12.77			13.0460-6031.2 24.8190-0403.2	606031 620403	2		29581 15,0 /DD CD L=315mm	ATE
	U 80 U 90		000078 000078	01.64 01.64				83.6103-0190.3 83.6203-0300.3	330218 330386	<input type="checkbox"/>		L=190 L=300	
	U 100 U 110 U 1100 U 1100 L U 125 U 80 U 90	000079 000079		12.77 12.77 01.77 01.77 06.73 06.73 12.77	12.77 12.77 12.77 12.77 12.77 12.77 12.77			83.6203-0300.3 83.6192-0250.3	330386 330726	<input type="checkbox"/>		L=300 L=250	
	U 100 U 110 U 80 U 90	000079 000079	007388 007388 007388 007388	01.64 01.64				03.3220-0905.3	020059			CR 20,64	
	U 100 U 110 U 1100 U 1100 L U 80 U 90	007389 007389		12.77 12.77 01.77 01.77 12.77 12.77	12.77 12.77 12.77 12.77 12.77 12.77			03.3222-4007.3	020074			CR 22,20	

1) + drum brake / + freno a tamburo / + freins à tambour / + Trommelbremse
2) + disc brake / + disco freno / + disques de frein / + Scheibenbremse
3) - active clearance adjustment / - recupero autom. del gioco / - réglage act.d.jeu fonctionnel / - aktive Lüftspieleinstellung
4) + active clearance adjustment / + recupero autom. del gioco / + réglage act.d.jeu fonctionnel / + aktive Lüftspieleinstellung
5) + predecessor/ + deflector cap / + preceden./+ calotta protez. / + prédeceseur/ + déflecteur / + Vorgänger/ + Abschirmkappe
6) + predecessor/ - deflector cap / + preceden./- calotta protez. / + prédeceseur/ - déflecteur / + Vorgänger/ - Abschirmkappe
7) on the master cylinder / sulla pompa freno / sur le maître-cylindre / am Hauptzylinder
8) + drive head / + motrice con sola cabina / + tête de propulsion / + Triebkopf
9) RA: 017945- / P: 017945- / ess. AR: 017945- / HA: 017945-

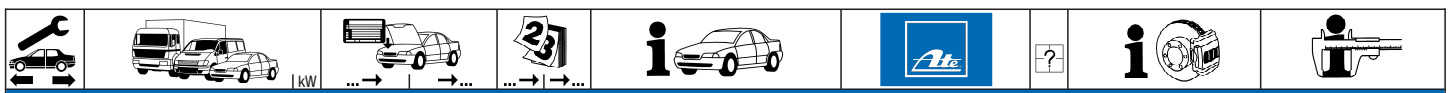


MERCEDES BENZ UNIMOG (BM 416) 80/90/100/110/1100/1100 L										
	U 100 U 110 U 1100 U 1100 L	000079 000079			12.77 12.77		24.2419-0934.3	030060		CTR 19,05
	U 125 U 80 U 90	000079 000079 000079			12.77 12.77 12.77					
	U 80 U 90		000078 000078		01.64 01.64		83.6203-0200.3	330298		L=200
	U 100 U 110 U 1100 U 1100 L	000079 000079			12.77 12.77		83.6103-0240.3	330220		L=240
	U 125 U 80 U 90	000079 000079 000079			12.77 12.77 12.77					

MERCEDES BENZ UNIMOG (BM 417) 800-1150											
	U 1100 U 1150 U 800 U 900						13.2601-8035.2 13.2601-8037.2 13.2601-8036.2 13.2601-8038.2 13.2601-7015.2 13.2601-7016.2 13.0441-6012.2 03.3518-6100.2 03.3518-8000.2	210167 210169 210168 210170 210230 210231 250133 390364 390373	<input type="checkbox"/> - ajust. activ. jueg. ventilación ¹⁾ <input type="checkbox"/> - ajust. activ. jueg. ventilación ¹⁾ <input checked="" type="checkbox"/> + ajust. activ. jueg. ventilación ²⁾ <input checked="" type="checkbox"/> + ajust. activ. jueg. ventilación ²⁾	D=60 D=60 D=60 D=60 D=60 D=60	ATE ATE ATE ATE ATE
										juego reparac. juntas válvula de purga válvula de purga	
	U 1100 U 1150 U 800 U 900						13.0460-6031.2 13.0460-0214.2 24.8190-0403.2	606031 610214 620403	2 4	29581 15,0 /DD Belagsatz-Zubehör CD L=315mm	ATE ATE
	U 1100 U 1150 U 800 U 900						13.9544-0022.2 13.9544-0021.2 13.0441-5417.2 13.0471-5407.2 13.0471-5409.2 13.8158-0021.1 13.8158-0020.1 13.0471-5405.2 13.0471-5408.2	210258 210257 250118 250137 250139 990114 990113 250136 250138	<input type="checkbox"/> <input type="checkbox"/> <input checked="" type="checkbox"/> <input checked="" type="checkbox"/>	D=54 D=54 juego reparac. juntas tornillo de conexión juego reparación palanca palanca freno de mano juego reparación ajuste juego rep. onda retroceso	ATE ATE ATE
	U 1100 U 1150 U 800 U 900						13.0460-6031.2 24.8190-0403.2	606031 620403	2	29581 15,0 /DD CD L=315mm	ATE

MERCEDES BENZ UNIMOG (BM 421) 40/45/52/60/600/600 L											
	U 40 U 45 U 52 U 60 U 600 U 600 L				01.66 01.66 01.66 01.66 01.77 01.77	12.77 12.77 12.77 12.77	03.2320-0201.3	010234		CM 28,57/20,64	ATE
	U 40 U 45 U 52 U 60 U 600 U 600 L				01.66 01.66 01.66 01.66 01.77 01.77	12.77 12.77 12.77 12.77	83.6203-0250.3 24.5201-0220.3 83.6203-0300.3	330299 331272 330386	<input type="checkbox"/> a la bomba principal de freno ³⁾	L=250 L=220 L=300	
	U 40 U 45 U 52 U 60 U 600 U 600 L				01.66 01.66 01.66 01.66 01.77 01.77	12.77 12.77 12.77 12.77	24.5201-0220.3	331272		L=220	
	U 40 U 45 U 52 U 60 U 600 U 600 L				01.66 01.66 01.66 01.66 01.77 01.77	12.77 12.77 12.77 12.77	03.3220-0905.3	020059		CR 20,64	
	U 40 U 45 U 52 U 60 U 600 U 600 L				01.66 01.66 01.66 01.66 01.77 01.77	12.77 12.77 12.77 12.77	24.2419-0934.3	030060		CTR 19,05	
	U 40 U 45 U 52 U 60 U 600 U 600 L				01.66 01.66 01.66 01.66 01.77 01.77	12.77 12.77 12.77 12.77	83.6203-0250.3 83.6103-0400.3	330299 330226		L=250 L=400	

1) - active clearance adjustment / - recupero autom. del gioco / - réglage act.d.jeu fonctionnel / - aktive Lüftspieleinstellung
2) + active clearance adjustment / + recupero autom. del gioco / + réglage act.d.jeu fonctionnel / + aktive Lüftspieleinstellung
3) on the master cylinder / sulla pompa freno / sur le maître-cylindre / am Hauptzylinder



MERCEDES BENZ UNIMOG (BM 424) 1000/1200

	U 1000			01.77		13.2601-8035.2	210167		- ajust. activ. jueg. ventilación ¹⁾	D=60	ATE
	U 1200			01.82		13.2601-8037.2	210169		- ajust. activ. jueg. ventilación ¹⁾	D=60	ATE
	U 1000			01.77		13.2601-8036.2	210168		- ajust. activ. jueg. ventilación ¹⁾	D=60	ATE
	U 1200			01.82		13.2601-8038.2	210170		- ajust. activ. jueg. ventilación ¹⁾	D=60	ATE
	U 1000			01.77		13.2601-7015.2	210230		+ ajust. activ. jueg. ventilación ²⁾	D=60	ATE
	U 1200			01.82		13.2601-7016.2	210231		+ ajust. activ. jueg. ventilación ²⁾	D=60	ATE
	U 1000			01.77		13.0441-6012.2	250133		+ predecesor/ + tapa deflector ³⁾ + predecesor/ - tapa deflector ⁴⁾	juego reparac. juntas	ATE
	U 1200			01.82		13.0441-6001.2	250126			juego reparac. juntas	
	U 1000			01.77		13.0441-6010.2	250132		+ predecesor/ - tapa deflector ⁴⁾	juego reparac. juntas	ATE
	U 1200			01.82		03.3518-6100.2	390364			válvula de purga	
	U 1000			01.77		13.0460-6031.2	606031		L= 52 mm L= 90 mm	válvula de purga	ATE
	U 1200			01.82		03.3518-8000.2	390373			válvula de purga	
	U 1000			01.77		13.0460-0214.2	610214		2	29581 15,0 /DD	ATE
	U 1200			01.82		24.8190-0403.2	620403			4	
	U 1000			01.77		24.5201-0220.3	331272		-	L=220	ATE
	U 1200			01.82		83.6203-0300.3	330386			L=300	
	U 1000			01.77		13.9544-0021.2	210257		-	D=54	ATE
	U 1200			01.82		13.9544-0022.2	210258			D=54	
	U 1000			01.77		13.0441-5417.2	250118		-	juego reparac. juntas	ATE
	U 1200			01.82		13.0471-5407.2	250137			tornillo de conexión	
	U 1000			01.77		13.0471-5409.2	250139		-	juego reparación palanca	ATE
	U 1200			01.82		13.8158-0020.1	990113			palanca freno de mano	
	U 1000			01.77		13.8158-0021.1	990114		-	juego reparación ajuste	ATE
	U 1200			01.82		13.0471-5405.2	250136			juego reparac. juntas	
	U 1000			01.77		13.0471-5408.2	250138		-	juego rep. onda retroceso	ATE
	U 1200			01.82		13.0460-6031.2	606031			2	
	U 1000			01.77		83.6103-0240.3	330220		-	L=240	ATE
	U 1200			01.82		VA:001925				VA:001925	

MERCEDES BENZ UNIMOG (BM 425) 120/150/1300/1500

	U 120			01.74	12.77	03.3508-0503.3	310018		-	depósito	ATE		
	U 1300			01.77									
	U 150			01.74	12.77								
	U 1500			01.77									
	U 120			01.74	12.77	13.4571-8005.3	210205		2	izqu. adel. + derech. detrás eje ⁵⁾	D=57/48	ATE	
	U 1300			01.77		13.4571-0019.3	210249			2	izqu. adel. + derech. detrás eje ⁵⁾	D=57/48	ATE
	U 150			01.74	12.77	13.9571-0003.2	210277			2	izqu. adel. + derech. detrás eje ⁵⁾	D=57/48	ATE
	U 1500			01.77		13.4571-8006.3	210206			2	derech. adel. + izqu. detrás eje ⁶⁾	D=57/48	ATE
	U 120			01.74	12.77	13.9571-0004.2	210278		2	derech. adel. + izqu. detrás eje ⁶⁾	D=57/48	ATE	
	U 1300			01.77		13.0441-5721.2	250123				juego reparac. juntas	ATE	
	U 150			01.74	12.77	24.5201-0220.3	331272				-	L=220	ATE
	U 1500			01.77		83.6203-0200.3	330298					L=200	
	U 120			01.74	12.77	13.9574-7005.2	210275		-	D=57/48	ATE		
	U 1300			01.77		13.9574-7006.2	210276			D=57/48			
	U 150			01.74	12.77	24.8190-0029.2	990156			man. freno de estacionam		ATE	
	U 1500			01.77		24.8190-0030.2	990157			man. freno de estacionam		ATE	
	U 120			01.74	12.77	13.0441-5721.2	250123		-	juego reparac. juntas	ATE		
	U 1300			01.77		83.6103-0300.3	330223			L=300			
	U 150			01.74	12.77								
	U 1500			01.77									

MERCEDES BENZ UNIMOG (BM 426) 426

	U 426			01.66	12.77	24.5201-0220.3	331272		-	L=220	ATE
	U 426			01.66	12.77	83.6203-0300.3	330386				
	U 426			01.66	12.77	83.6192-0250.3	330726		-		L=250
	U 426			01.66	12.77	03.3220-0905.3	020059				CR 20,64

MERCEDES BENZ UNIMOG (BM 427) 1000-1650

	U 1000					13.2601-8035.2	210167		-	- ajust. activ. jueg. ventilación ¹⁾	D=60	ATE
	U 1200					13.2601-8037.2	210169				- ajust. activ. jueg. ventilación ¹⁾	D=60
	U 1250					13.2601-8036.2	210168		-	- ajust. activ. jueg. ventilación ¹⁾	D=60	ATE
	U 1400					13.2601-8038.2	210170				- ajust. activ. jueg. ventilación ¹⁾	D=60
	U 1450					13.2601-7015.2	210230		-	+ ajust. activ. jueg. ventilación ²⁾	D=60	ATE
	U 1500					13.2601-7016.2	210231				+ ajust. activ. jueg. ventilación ²⁾	D=60
	U 1200 T					13.0441-6012.2	250133		-	L= 52 mm L= 90 mm	ATE	
	U 1250					13.0441-6010.2	250132			juego reparac. juntas		
	U 1400					03.3518-6100.2	390364		-	válvula de purga	ATE	
	U 1450					03.3518-8000.2	390373			válvula de purga		
	U 1200 T					13.2601-0145.2	210247		2	izqu. adel. + derech. detrás eje ⁵⁾	D=60	ATE
	U 1250					13.2601-0146.2	210248			2	derech. adel. + izqu. detrás eje ⁶⁾	D=60
	U 1400								-		ATE	
	U 1450											
	U 1600								-	sin tornillo de purga ⁹⁾	D=57/48	ATE
	U 1650										sin tornillo de purga ⁹⁾	D=57/48
	U 1600					13.4571-0019.3	210249		2	izquierda adelante+izquierda atrás ¹⁰⁾	D=57/48	ATE
	U 1650					13.9571-0003.2	210277			2	izquierda adelante+izquierda atrás ¹⁰⁾	D=57/48
	U 1600					13.9571-0004.2	210278		2	derecha adelante+derecha atrás ¹¹⁾	D=57/48	ATE
	U 1650					13.0441-5721.2	250123				juego reparac. juntas	ATE

¹⁾ - active clearance adjustment / - recupero autom. del juego / - réglage act.d.jeu fonctionnel / - aktive Lüftspieleinstellung
²⁾ + active clearance adjustment / + recupero autom. del juego / + réglage act.d.jeu fonctionnel / + aktive Lüftspieleinstellung
³⁾ + predecessor/ + deflector cap / + preceden./+ calotta protez. / + prédecesseur/ + déflecteur / + Vorgänger/ + Abschirmkappe
⁴⁾ + predecessor/ - deflector cap / + preceden./- calotta protez. / + prédecesseur/ - déflecteur / + Vorgänger/ - Abschirmkappe

⁵⁾ left in front + left behind axle / davanti + sinistra/dietro a sinistra dell'assale / avant gauche + arrière gauche essieu / li. vor + li. hinter der Achse
⁶⁾ right in front+left beh.axle / destr.d'avant.+sinist.diet.ass. / droite dev. + gauche derr.ess. / re. vor + li. hinter der Achse
⁷⁾ - FA 737.360 / - A 737.360 / - ess. AV 737.360 / - VA 737.360
⁸⁾ + FA 737.360 / + A 737.360 / + ess. AV 737.360 / + VA 737.360
⁹⁾ without bleed screw / senza vite di spurgo / sans vis de purge / ohne Entlüfterschraube
¹⁰⁾ left in front + left behind axle / davanti a sinistra+dietro a sinistra dell'assale / avant gauche + arrière gauche essieu / li. vor + li. hinter der Achse



MERCEDES BENZ UNIMOG (BM 427) 1000-1650

	U 1000 U 1200 U 1250 U 1400 U 1450								13.0460-6031.2 606031 13.0460-0214.2 610214 24.8190-0403.2 620403	2 4		29581 15,0 /DD Belagsatz-Zubehör CD L=315mm	ATE ATE	
	U 1000 U 1200 U 1250 U 1400 U 1450								13.9544-0022.2 210258 13.9544-0021.2 210257 13.0441-5417.2 250118 13.0471-5407.2 250137 13.0471-5409.2 250139 13.8158-0020.1 990113 13.8158-0021.1 990114 13.0471-5405.2 250136 13.0471-5408.2 250138	 		D=54 D=54 juego reparac.juntas tornillo de conexión juego reparación palanca palanca freno de mano palanca freno de mano juego reparación ajuste juego rep.onda retroceso	ATE ATE ATE	
	U 1250 U 1400 U 1450								+ ET 747.361 4) + ET 747.360 7) + ET 747.361 4)	2 2	 		D=54 D=54	ATE ATE
	U 1600 U 1650								- ET 747.430 8) - ET 747.431 9)	 		D=57/48 D=57/48 man.freno de estacionam man.freno de estacionam	ATE ATE ATE ATE	
	U 1600 U 1650								+ ET 747.430 10) + ET 747.431 11)	 		D=57/48 D=57/48 juego reparac.juntas	ATE ATE ATE	
	U 1000 U 1200 U 1250 U 1400 U 1450								- ET 747.361 2) - ET 747.360 3) - ET 747.361 2)	2		29581 15,0 /DD CD L=315mm	ATE	

MERCEDES BENZ UNIMOG (BM 431) 431.2

	U 431.2			01.60					24.5201-0220.3 331272			L=220	
	U 431.2			01.60					83.6203-0300.3 330386 83.6192-0250.3 330726			L=300 L=250	
	U 431.2			01.60					03.3220-0905.3 020059			CR 20,64	

MERCEDES BENZ UNIMOG (BM 435) 435/1300 L/1700/1700 L

	U 1300 L U 1700 U 1700 L U 435			01.78 01.77 01.77 01.74					03.3508-0503.3 310018			depósito	
	U 1700 U 1700 L U 435			01.77 01.77 01.74		12.77			13.4571-8005.3 210205 13.4571-0019.3 210249 13.9571-0003.2 210277 13.4571-8006.3 210206 13.9571-0004.2 210278 13.0441-5721.2 250123	 		D=57/48 D=57/48 D=57/48 D=57/48 D=57/48 juego reparac.juntas	ATE ATE ATE ATE ATE ATE
	U 1300 L			01.78					13.2601-8035.2 210167 13.2601-8037.2 210169 13.2601-8036.2 210168 13.2601-8038.2 210170 13.2601-7015.2 210230 13.2601-7016.2 210231 13.0441-6012.2 250133 13.0441-6001.2 250126 13.0441-6010.2 250132 03.3518-6100.2 390364 03.3518-8000.2 390373	 		D=60 D=60 D=60 D=60 D=60 D=60 juego reparac.juntas juego reparac.juntas válvula de purga válvula de purga	ATE ATE ATE ATE ATE ATE ATE ATE
	U 1300 L			01.78					13.0460-6031.2 606031 13.0460-0214.2 610214 24.8190-0403.2 620403	2 4		29581 15,0 /DD Belagsatz-Zubehör CD L=315mm	ATE ATE
	U 1700 U 1700 L U 435			01.77 01.77 01.74		12.77			24.5201-0220.3 331272 83.6203-0200.3 330298			L=220 L=200	
	U 1300 L			01.77					83.6203-0200.3 330298			L=200	
	U 1700 U 1700 L U 435			01.77 01.77 01.74		12.77			13.9574-7005.2 210275 13.9574-7006.2 210276 24.8190-0029.2 990156 24.8190-0030.2 990157 13.0441-5721.2 250123	 		D=57/48 D=57/48 man.freno de estacionam man.freno de estacionam	ATE ATE ATE ATE
	U 1300 L			01.78					13.9544-0021.2 210257 13.9544-0022.2 210258 13.0441-5417.2 250118 13.0471-5407.2 250137 13.0471-5409.2 250139 13.8158-0020.1 990113 13.8158-0021.1 990114 13.0471-5405.2 250136 13.0471-5408.2 250138	 		D=54 D=54 juego reparac.juntas tornillo de conexión juego reparación palanca palanca freno de mano palanca freno de mano juego reparación ajuste juego rep.onda retroceso	ATE ATE ATE ATE ATE ATE ATE ATE
	U 1300 L			01.78					13.0460-6031.2 606031			29581 15,0 /DD	ATE

1) - FA 737.360 / - A 737.360 / - ess. AV 737.360 / - VA 737.360
 2) - RA 747.361 / - P 747.361 / - ess. AR 747.361 / - HA 747.361
 3) - RA 747.360 / - P 747.360 / - ess. AR 747.360 / - HA 747.360
 4) + RA 747.361 / + P 747.361 / + ess. AR 747.361 / + HA 747.361
 5) left i.front + right beh.axle / sinist.davant.+destr.diet.ass. / gauche dev. + droite derr.ess. / li. vor + re. hinter der Achse
 6) right in front+left beh.axle / destr.davant.+sinist.diet.ass. / droite dev. + gauche derr.ess. / re. vor + li. hinter der Achse
 7) + RA 747.430 / + P 747.430 / + ess. AR 747.430 / + HA 747.430
 8) + RA 747.431 / + P 747.431 / + ess. AR 747.431 / + HA 747.431
 9) + RA 747.430 / + P 747.430 / + ess. AR 747.430 / + HA 747.430
 10) + RA 747.431 / + P 747.431 / + ess. AR 747.431 / + HA 747.431
 11) + RA 747.431 / + P 747.431 / + ess. AR 747.431 / + HA 747.431
 12) - active clearance adjustment / - recupero autom. del gioco / - réglage act.d.jeu fonctionel / - aktive Lüftspieleinstellung
 13) + active clearance adjustment / + recupero autom. del gioco / + réglage act.d.jeu fonctionel / + aktive Lüftspieleinstellung



MERCEDES BENZ UNIMOG (BM 435) 435/1300 L/1700/1700 L

	U 1700 U 1700 L U 435 U 1300 L			01.77 01.77 01.74 01.77	12.77		83.6103-0300.3 83.6103-0240.3	330223 330220		L=300 L=240
--	---	--	--	----------------------------------	-------	--	----------------------------------	------------------	--	----------------

MERCEDES BENZ UNIMOG (BM 436) 1300/1700

	U 1300						13.2601-8035.2 210167 13.2601-8037.2 210169 13.2601-8036.2 210168 13.2601-8038.2 210170 13.2601-7015.2 210230 13.2601-7016.2 210231 13.0441-6012.2 250133 03.3518-6100.2 390364 03.3518-8000.2 390373		<input type="checkbox"/> - ajust. activ. jueg. ventilación ¹⁾ <input type="checkbox"/> - ajust. activ. jueg. ventilación ¹⁾ <input type="checkbox"/> + ajust. activ. jueg. ventilación ²⁾ <input type="checkbox"/> + ajust. activ. jueg. ventilación ²⁾ L= 52 mm L= 90 mm	D=60 D=60 D=60 D=60 D=60 D=60 juego reparac. juntas válvula de purga válvula de purga	ATE ATE ATE ATE ATE ATE
	U 1700				sin tornillo de purga ³⁾		13.4571-0019.3 210249 13.9571-0003.2 210277 13.9571-0004.2 210278 13.0441-5721.2 250123	2 2 2	<input type="checkbox"/> izquierda adelante+izquierda atrás eje ⁴⁾ <input type="checkbox"/> izquierda adelante+izquierda atrás eje ⁴⁾ <input type="checkbox"/> derecha adelante+derecha atrás eje ⁵⁾	D=57/48 D=57/48 D=57/48 juego reparac. juntas	ATE ATE ATE ATE
	U 1300						13.0460-6031.2 606031 13.0460-0214.2 610214 24.8190-0403.2 620403	2 4		29581 15,0 /DD Belagsatz-Zubehör CD L=315mm	ATE ATE
	U 1300						13.9544-0022.2 210258 13.9544-0021.2 210257 13.0441-5417.2 250118 13.0471-5407.2 250137 13.0471-5409.2 250139 13.8158-0021.1 990114 13.8158-0020.1 990113 13.0471-5405.2 250136 13.0471-5408.2 250138	<input type="checkbox"/> <input type="checkbox"/> <input type="checkbox"/> <input type="checkbox"/> <input type="checkbox"/> <input type="checkbox"/> <input type="checkbox"/> <input type="checkbox"/> <input type="checkbox"/>	D=54 D=54 juego reparac. juntas tornillo de conexión juego reparación palanca palanca freno de mano palanca freno de mano juego reparación ajuste juego rep. onda retroceso	ATE ATE ATE ATE ATE ATE ATE ATE ATE ATE	
	U 1700						13.9574-7005.2 210275 13.9574-7006.2 210276 24.8190-0029.2 990156 24.8190-0030.2 990157 13.0441-5721.2 250123	<input type="checkbox"/> <input type="checkbox"/> <input type="checkbox"/> <input type="checkbox"/>	D=57/48 D=57/48 man.freno de estacionam man.freno de estacionam juego reparac. juntas	ATE ATE ATE ATE ATE	
	U 1300						13.0460-6031.2 606031 24.8190-0403.2 620403	2		29581 15,0 /DD CD L=315mm	ATE

MERCEDES BENZ UNIMOG (BM 437.1) 1350-2450

	U 1350 U 1550 L				- ED 737.361/362 ⁶⁾		13.2601-8035.2 210167 13.2601-8037.2 210169 13.2601-8036.2 210168 13.2601-8038.2 210170 13.2601-7015.2 210230 13.2601-7016.2 210231 13.0441-6012.2 250133 03.3518-6100.2 390364 03.3518-8000.2 390373		<input type="checkbox"/> - ajust. activ. jueg. ventilación ¹⁾ <input type="checkbox"/> - ajust. activ. jueg. ventilación ¹⁾ <input type="checkbox"/> + ajust. activ. jueg. ventilación ²⁾ <input type="checkbox"/> + ajust. activ. jueg. ventilación ²⁾ L= 52 mm L= 90 mm	D=60 D=60 D=60 D=60 D=60 D=60 juego reparac. juntas válvula de purga válvula de purga	ATE ATE ATE ATE ATE ATE
	U 1550 L				+ ED 737.361/362 ⁷⁾		13.2601-0145.2 210247 13.2601-0146.2 210248	2 2	<input type="checkbox"/> izqu. adel. + derech. detrás eje ⁸⁾ <input type="checkbox"/> derech. adel. + izqu. detrás eje ⁹⁾	D=60 D=60	ATE ATE
	U 1550 L/38 U 1700 U 1750 U 1800 U 1850 U 2100 U 2150 U 2400 U 2450				sin tornillo de purga ³⁾ sin tornillo de purga ³⁾ sin tornillo de purga ³⁾ sin tornillo de purga ³⁾ sin tornillo de purga ³⁾ sin tornillo de purga ³⁾ sin tornillo de purga ³⁾ sin tornillo de purga ³⁾ sin tornillo de purga ³⁾		13.4571-0019.3 210249 13.9571-0003.2 210277 13.9571-0004.2 210278 13.0441-5721.2 250123	2 2 2	<input type="checkbox"/> izquierda adelante+izquierda atrás eje ⁴⁾ <input type="checkbox"/> izquierda adelante+izquierda atrás eje ⁴⁾ <input type="checkbox"/> derecha adelante+derecha atrás eje ⁵⁾	D=57/48 D=57/48 D=57/48 juego reparac. juntas	ATE ATE ATE ATE ATE ATE ATE ATE ATE
	U 1350 U 1550 L				- ED 737.361/362 ⁶⁾		13.0460-6031.2 606031 13.0460-0214.2 610214 24.8190-0403.2 620403	2 4		29581 15,0 /DD Belagsatz-Zubehör CD L=315mm	ATE ATE
	U 1350 U 1550 L				- ET 747.362/364 ¹⁰⁾		13.9544-0021.2 210257 13.9544-0022.2 210258 13.0441-5417.2 250118 13.0471-5407.2 250137 13.0471-5409.2 250139 13.8158-0020.1 990113 13.8158-0021.1 990114 13.0471-5405.2 250136 13.0471-5408.2 250138	<input type="checkbox"/> <input type="checkbox"/> <input type="checkbox"/> <input type="checkbox"/> <input type="checkbox"/> <input type="checkbox"/> <input type="checkbox"/> <input type="checkbox"/>	D=54 D=54 juego reparac. juntas tornillo de conexión juego reparación palanca palanca freno de mano palanca freno de mano juego reparación ajuste juego rep. onda retroceso	ATE ATE ATE ATE ATE ATE ATE ATE ATE	
	U 1550 L				+ ET 747.362/364 ¹¹⁾		13.2544-0019.2 210251 13.2544-0020.2 210252	2 2	<input type="checkbox"/> izqu. adel. + derech. detrás eje ⁸⁾ <input type="checkbox"/> derech. adel. + izqu. detrás eje ⁹⁾	D=54 D=54	ATE ATE
	U 1550 L/38 U 1700 U 1750 U 1800 U 1850 U 2100 U 2150 U 2400 U 2450				- ET 747.800 ¹²⁾		13.9574-7005.2 210275 13.9574-7006.2 210276 24.8190-0029.2 990156 24.8190-0030.2 990157 13.0441-5721.2 250123	<input type="checkbox"/> <input type="checkbox"/> <input type="checkbox"/> <input type="checkbox"/> <input type="checkbox"/> <input type="checkbox"/> <input type="checkbox"/>	D=57/48 D=57/48 man.freno de estacionam man.freno de estacionam juego reparac. juntas	ATE ATE ATE ATE ATE ATE ATE ATE ATE	

¹⁾ - active clearance adjustment / - recupero autom. del juego / - réglage act.d.jeu fonctionnel / - aktive Lüftspieleinstellung

²⁾ + active clearance adjustment / + recupero autom. del juego / + réglage act.d.jeu fonctionnel / + aktive Lüftspieleinstellung

³⁾ without bleed screw / senza vite di spurgo / sans vis de purge / ohne Entlüfterschraube

⁴⁾ left in front + left behind axle / davanti a sinistra+dietro a sinistra dell'assale / avant gauche + arrière gauche essieu / li. vor + li. hinter der Achse

⁵⁾ right in front + right behind axle / davanti a destra+dietro a destra dell'assale / avant droite + arrière droite essieu / re. vor + re. hinter der Achse

⁶⁾ - RA 747.362/364 / + P 747.362/364 / - ess. AR 747.362/364 / - HA 747.362/364

⁷⁾ + FA 737.361/362 / + A 737.361/362 / + ess. AV 737.361/362 / + VA 737.361/362

⁸⁾ left i. front + right beh. axle / sinist. devant. + destr. diet. ass. / gauche dev. + droite derr. ess. / li. vor + re. hinter der Achse

⁹⁾ right in front+left beh. axle / destr. davant.+sinist. diet. ass. / droite dev. + gauche derr. ess. / re. vor + li. hinter der Achse

¹⁰⁾ - RA 747.362/364 / - P 747.362/364 / - ess. AR 747.362/364 / - HA 747.362/364

¹¹⁾ + RA 747.362/364 / + P 747.362/364 / + ess. AR 747.362/364 / + HA 747.362/364



















MERCEDES BENZ UNIMOG (BM 437.1) 1350-2450

	U 1350 U 1550 L					- ET 747.362/364 ¹⁾	13.0460-6031.2 24.8190-0403.2	606031 620403	2		29581 15,0 /DD CD L=315mm	ATE
--	--------------------	--	--	--	--	--------------------------------	----------------------------------	------------------	---	--	------------------------------	-----

MERCEDES BENZ (R107) 280 SL-560 SL (71-89)

	280 SL 280 SLC 350 SL 350 SLC 380 SL 380 SLC 450 SL 450 SLC 450 SLC 5.0 500 SL 500 SLC			09.74 09.74 02.71 09.71 03.80 03.80 03.73 03.73 04.78 05.80 05.78	07.85 03.80 02.80 02.80 08.85 08.81 09.80 09.80 02.80 08.85 07.81		03.6855-1202.4	300056			9" Tandem	ATE
	350 SL 350 SLC 450 SL 450 SLC		011507 009849 021171 007849	02.71 09.71 03.73 03.73			03.2123-1003.3	010175			CMT 23,81	ATE
	280 SL 280 SLC 350 SL 350 SLC 450 SL 450 SLC	011508 009850 021172 007850	000988 001211 012083 010576 028344 011205	09.74 09.74			03.2123-3402.3	010181			CMT 23,81	ATE
	280 SL 280 SLC 350 SL 350 SLC 380 SL 380 SLC 450 SL 450 SLC 450 SLC 5.0 500 SL	000989 001212 012084 010577 028345 011206	017463 028725 003462	 03.80 02.80 03.80 08.81 09.80 09.80 04.78 05.80	 03.80 08.81 09.80 02.80		03.2023-0166.3	010015			CMT 23,81/19,05	ATE
	280 SL 380 SL 500 SL	017464 028726 003463		07.85 08.85 08.85			03.2025-0111.3	010033			CMT 25,40/19,05	ATE
	300 SL 420 SL 500 SL 560 SL			09.85 09.85 09.85 08.85	08.89 08.89 08.89 07.89	+ USA J AUS	03.2025-0211.3	010034			CMT 25,40/19,05	ATE
	280 SL 280 SLC 350 SL 350 SLC 450 SL 450 SLC			09.74 09.74 02.71 09.71 03.73 03.73	07.75 07.75 07.75 07.75 07.75 07.75		03.3508-8753.3	310049			depósito con DD	
	350 SL 350 SLC		009599 005715	02.71 09.71			13.2571-8013.2 13.2571-8014.2 13.0441-5718.2	210123 210124 250120	<input type="checkbox"/> <input type="checkbox"/> <input type="checkbox"/>		D=57 D=57 juego reparac.juntas	ATE ATE ATE
	280 SL 280 SLC 350 SL 350 SLC 450 SL 450 SLC 450 SLC 5.0 500 SLC	009600 005716	007869 008365 062584 030280 001627 001627	09.74 09.74 03.73 03.73 04.78 05.78	02.80 02.80		13.2601-8027.2 13.2601-8028.2 24.9440-8027.5 24.9440-8028.5 13.0441-6001.2	210159 210160 230051 230052 250126	<input type="checkbox"/> <input type="checkbox"/> <input type="checkbox"/> <input type="checkbox"/> <input type="checkbox"/>		D=60 D=60 D=40 D=40 juego reparac.juntas	ATE ATE ATE ATE ATE
	280 SL 280 SLC 380 SL 380 SLC 450 SL 450 SLC 450 SLC 5.0 500 SL 500 SLC	007870 008366 062585 030281 001628 001628		07.85 03.80 03.80 03.80 09.80 09.80 02.80 05.80 07.81	08.89 08.85 08.81 08.81 09.80 09.80 02.80 08.85		13.2601-8034.2 13.2601-8033.2 13.0441-6003.2	210166 210165 250128	<input type="checkbox"/> <input type="checkbox"/>		D=60 D=60 juego reparac.juntas	ATE ATE ATE
	300 SL 420 SL 500 SL 560 SL			09.85 09.85 09.85 08.85	08.89 08.89 08.89 07.89	+ USA J AUS	13.4401-8027.2 13.4401-8028.2 13.0441-4016.2	210191 210192 250081	<input type="checkbox"/> <input type="checkbox"/>		D=40 D=40 juego reparac.juntas	ATE ATE ATE
	350 SL 350 SLC		009599 005715	02.71 09.71			13.0460-6027.2	606027			20011 15,0	ATE
	280 SL 280 SLC 350 SL 350 SLC 450 SL 450 SLC 450 SLC 5.0 500 SLC	009600 005716	007869 008365 062584 030280 001627 001627	09.74 09.74 03.73 03.73 04.78 05.78	02.80 02.80		13.0460-9028.2 24.8190-0401.2	609028 620401	4		20392 15,0 /DD CD L=95mm	ATE

¹⁾ - RA 747.362/364 / - P 747.362/364 / - ess. AR 747.362/364 / - HA 747.362/364

										
MERCEDES BENZ (R107) 280 SL-560 SL (71-89)										
	280 SL	007870		07.85		13.0460-9029.2	609029	20341 16,7 /DD Belagsatz-Zubehör CD L=95mm	ATE	
	280 SLC	008366		03.80	08.85	13.0460-0132.2	610132		ATE	
	380 SL			03.80	08.81	24.8190-0401.2	620401		4	
	380 SLC			03.80	08.81					
	450 SL	062585			09.80					
	450 SLC	030281			09.80					
	450 SLC 5.0	001628			02.80					
	500 SL			05.80	08.85					
	500 SLC	001628			07.81					
	300 SL			09.85	08.89	13.0460-4037.2	604037		4	21024 17,5 /DD CD L=95mm
420 SL			09.85	08.89	24.8190-0401.2	620401				
500 SL			09.85	08.89						
560 SL			08.85	07.89						
	280 SL		007869	09.74		24.0122-0106.1	422106	278 22,0 20,0 V L		
	280 SLC		008365	09.74						
	350 SL	009600			02.80					
	350 SLC	005716			02.80					
	450 SL		062584	03.73						
	450 SLC		030280	03.73						
	450 SLC 5.0		001627	04.78						
	500 SL		001627	05.78						
	500 SLC									
	280 SL	007870		07.85		24.0122-0116.1	422116	278 22,0 19,4 V		
	280 SLC	008366		03.80	08.85					
	380 SL			03.80	08.81					
	380 SLC			03.80	08.81					
	450 SL	062585			09.80					
	450 SLC	030281			09.80					
	450 SLC 5.0	001628			02.80					
	500 SL			05.80	08.85					
	500 SLC	001628			07.81					
	300 SL			09.85	08.89	24.0122-0123.1	422123	284 22,0 19,4 V L +T +R		
	420 SL			09.85	08.89					
	500 SL			09.85	08.89					
	560 SL			08.85	07.89					
	280 SL			09.74	07.85	83.7704-0421.3	330827	L=420		
	280 SLC			09.74	03.80					
	350 SL			02.71	02.80					
	350 SLC			09.71	02.80					
	380 SL			03.80	08.85					
	380 SLC			03.80	08.81					
	450 SL			03.73	09.80					
	450 SLC			03.73	09.80					
	450 SLC 5.0			04.78	02.80					
	500 SL			05.80	08.85					
500 SLC			05.78	07.81						
	300 SL			09.85	08.89	83.7754-0340.3	330794	L=340		
	420 SL			09.85	08.89					
	500 SL			09.85	08.89					
	560 SL			08.85	07.89					
	280 SL			09.74	07.85	13.2381-8027.2	210033	D=38 D=38 juego reparac.juntas	ATE	
	280 SLC			09.74	03.80	13.2381-8028.2	210034		ATE	
	300 SL			09.85	08.89	13.0441-3811.2	250067		ATE	
	350 SL			02.71	02.80					
	350 SLC			09.71	02.80					
	380 SLC			03.80	08.81					
	380 SL			03.80	08.85	13.2381-8029.2	210035	D=38 D=38 juego reparac.juntas	ATE	
	420 SL			09.85	08.89	13.2381-8030.2	210036		ATE	
	450 SL			03.73	09.80	13.0441-3811.2	250067		ATE	
	450 SLC			03.73	09.80					
	450 SLC 5.0			04.78	02.80					
	500 SL			05.80	08.89					
	500 SLC			05.78	07.81					
	560 SL			08.85	07.89					
	280 SL		006644	09.74		13.0460-4036.2	604036	+ placa anti-ruídos ¹⁾	ATE	
	280 SLC		007435	09.74		13.0460-3804.2	603804		ATE	
	350 SL		014752	02.71		13.0460-0029.2	610029		ATE	
	350 SLC		013627	09.71		13.0460-0912.2	610912		BDX	
	450 SL		058150	03.73						
	450 SLC		028254	03.73						
	450 SLC 5.0		001199	04.78						
	500 SLC		001199	05.78						
	280 SL	006645		07.85		13.0460-3804.2	603804	21035 15,0 Belagsatz-Zubehör	ATE	
	280 SLC	007436		03.80		13.0460-0029.2	610029		ATE	
	300 SL			09.85	08.89	13.0460-0912.2	610912		BDX	
	350 SL				02.80					
	350 SLC	014753			02.80					
	380 SL			03.80	08.85					
	380 SLC			03.80	08.81					
	420 SL			09.85	08.89					
	450 SL	058151			09.80					
	450 SLC	028255			09.80					
450 SLC 5.0	001200			02.80						
500 SL			05.80	08.89						
500 SLC				07.81						
560 SL	001200		08.85	07.89						

¹⁾ + shim / + lamierino antirumore / + tôle anti-bruit / + Anti-Noise-Blech




































MERCEDES BENZ (R107) 280 SL-560 SL (71-89)

	280 SL 280 SLC 300 SL 350 SL 350 SLC 380 SLC		09.74 07.85 09.74 03.80 09.85 08.89 02.71 02.80 09.71 02.80 03.80 08.81		24.0110-0185.1	410185			279 10,0 8,3 +T +R	
	380 SL 420 SL 450 SL 450 SLC 450 SLC 5.0 500 SL 500 SLC 560 SL		03.80 08.85 09.85 08.89 03.73 09.80 03.73 09.80 04.78 02.80 05.80 08.89 05.78 07.81 08.85 07.89	+ USA J AUS	24.0110-0185.1	410185			279 10,0 8,3 +T +R	
	350 SL 350 SLC		02.71 03.73 09.71 03.73		83.6204-0282.3	330309	2		L=280	
	280 SL 280 SLC 300 SL 350 SL 350 SLC		09.74 07.85 09.74 03.80 09.85 08.89 04.73 02.80 04.73 02.80		83.7704-0281.3	330804	2		L=280	
	380 SL 380 SLC 420 SL 450 SL 450 SLC 450 SLC 5.0 500 SL 500 SLC 560 SL		03.80 08.85 03.80 08.81 09.85 08.89 03.73 09.80 03.73 09.80 04.78 02.80 05.80 08.89 05.78 07.81 08.85 07.89	+ USA J AUS	83.6204-0280.3	330732	2		L=280	
	280 SL 280 SLC 300 SL 350 SL 350 SLC 380 SL 380 SLC 420 SL 450 SL 450 SLC 450 SLC 5.0 500 SL 500 SLC 560 SL		09.74 07.85 09.74 03.80 09.85 08.89 02.71 02.80 09.71 02.80 03.80 08.85 03.80 08.81 09.85 08.89 03.73 09.80 03.73 09.80 04.78 02.80 05.80 08.89 05.78 07.81 08.85 07.89	+ USA J AUS	03.0137-0128.2 03.0137-0171.2 03.0137-9002.2	650128 650171 669002			160 x 25 160 x 25 /Acc Bremsbacken-Zubehör	
	280 SL 280 SLC 350 SL 350 SLC	011427	09.74 07.85 09.74 03.80 02.71 02.80 09.71 02.80		24.2419-0937.3 03.0350-1926.2	030063 071926		+ cilindrico de ATE 1)	CTR 19,05 juego reparación CTR	FTE ATE
	280 SL 300 SL	011428	07.85 09.85		24.2419-0921.3	030050			CTR 19,05	
	280 SL 280 SLC	011568	09.74 07.85 09.74 03.80		03.2523-0811.3 03.0450-2311.2	040019 082311			CRE 23,81 juego reparación CRE	
	280 SL 300 SL	011569	07.85 09.85		03.2523-1210.3 03.0450-2311.2	040021 082311		+ vástago del émbolo L=99mm 2)	CRE 23,81 juego reparación CRE	
	280 SL 280 SLC 350 SL 350 SLC	011568	09.74 07.85 09.74 03.80 02.71 02.80 09.71 02.80		24.5901-0225.3	331288			L=225	

MERCEDES BENZ (R113) 230 SL-280 SL (63-71)

	250 SL 280 SL	006619	01.68 11.67 03.71		03.6855-1202.4	300056			9" Tandem	ATE
	230 SL		01.63 12.65		03.2123-0609.3	010171			CMT 23,81 20/12	ATE
	250 SL	002979	11.66		03.2123-0614.3	010172			CMT 23,81 19/13	ATE
	250 SL 280 SL	002980	01.68 11.67 03.71		03.2123-1003.3	010175			CMT 23,81	ATE
	250 SL 280 SL	002980	01.68 11.67 03.71		03.3508-8753.3	310049			depósito con DD	
	230 SL 250 SL 280 SL		01.63 12.65 11.66 01.68 11.67 03.71		13.2571-9998.2 13.2571-9999.2 13.0441-5718.2	210133 210134 250120			D=57 D=57 juego reparac.juntas	ATE ATE ATE
	230 SL 250 SL 280 SL		01.63 12.65 11.66 01.68 11.67 03.71		13.0460-6027.2 13.0460-0026.2 13.0460-0910.2	606027 610026 610910			20011 15,0 Belagsatz-Zubehör Belagsatz-Zubehör	ATE ATE BDX
	230 SL 250 SL 280 SL		01.63 12.65 11.66 01.68 11.67 03.71		24.0113-0111.1 24.0113-0112.1	413111 413112			253 12,7 11,1 273 12,6 11,0	
	230 SL 250 SL 280 SL		01.63 12.65 11.66 01.68 11.67 03.71		83.7704-0421.3	330827	2		L=420	






















1) + ATE cylinder / + ATE - frizione idraulica / + cylindre ATE / + ATE-Zylinder
2) + piston rod L=99mm / + puntalino L=99mm / + tige de commande L=99mm / + Kolbenstange L=99 mm

									
MERCEDES BENZ (R113) 230 SL-280 SL (63-71)									
	250 SL 280 SL			11.66 01.68 11.67 03.71	13.2423-8009.2 210063 13.2423-8010.2 210064 13.0441-4206.2 250087	<input type="checkbox"/>		D=42 D=42 juego reparac.juntas	ATE ATE ATE
	250 SL 280 SL			11.66 01.68 11.67 03.71	13.0460-4036.2 604036 13.0460-3804.2 603804		+ placa anti-ruídos ¹⁾	21035 15,0 21035 15,0	ATE ATE
	250 SL 280 SL			11.66 01.68 11.67 03.71	24.0110-0185.1 410185			279 10,0 8,3 +T +R	
	230 SL			01.63 12.65	83.6104-0210.3 330473 83.6204-0220.3 330308	<input type="checkbox"/>		L=210 L=220	
	250 SL 280 SL			11.66 01.68 11.67 03.71	83.6104-0220.3 330474 83.6204-0220.3 330308	<input type="checkbox"/>		L=220 L=220	
	230 SL			01.63 12.65	03.3219-3401.3 020049			CR 19,05	
	250 SL 280 SL			11.66 01.68 11.67 03.71	03.0137-0128.2 650128 03.0137-0171.2 650171 03.0137-9002.2 669002			160 x 25 160 x 25 /Acc Bremsbacken-Zubehör	
MERCEDES BENZ (R129) SL-Klasse (89-93)									
	300 SL 300 SL 24 500 SL			06.89 07.93 06.89 07.93 06.89 07.93	03.2025-0211.3 010034			CMT 25,40/19,05	ATE
	300 SL 300 SL 24 500 SL 600 SL V12			06.89 07.93 06.89 07.93 06.89 07.93 06.92 07.93	24.9442-8003.5 230053 24.9442-8004.5 230054 13.0441-4214.2 250091	<input type="checkbox"/>		D=42/38 D=42/38 juego reparac.juntas	ATE ATE ATE
	300 SL 300 SL 24 500 SL 600 SL V12			06.89 07.93 06.89 07.93 06.89 07.93 06.92 07.93	13.0460-4201.2 604201 13.0460-0219.2 610219 24.8190-0401.2 620401	4		21153 17,5 /DD Belagsatz-Zubehör CD L=95mm	ATE ATE
	300 SL 300 SL 24 500 SL 600 SL V12			06.89 07.93 06.89 07.93 06.89 07.93 06.92 07.93	24.0128-0103.1 428103 13.8190-0242.1 990124	4		300 28,0 25,4 V L +R tornillo de soporte	
	300 SL 300 SL 24 500 SL 600 SL V12			06.89 07.93 06.89 07.93 06.89 07.93 06.92 07.93	24.0130-0121.1 430121 24.0130-0122.1 430122 13.8190-0242.1 990124	4		320 30,0 28,0 V L +R 320 30,0 28,0 V L +R tornillo de soporte	
	300 SL 300 SL 24 500 SL 600 SL V12			06.89 07.93 06.89 07.93 06.89 07.93 06.92 07.93	83.7754-0340.3 330794	2		L=340	
	300 SL 300 SL 24 500 SL			06.89 07.93 06.89 07.93 06.89 07.93	13.2381-8035.2 210037 13.2381-8036.2 210038 24.9238-8035.5 230025 24.9238-8036.5 230026 13.0441-3817.2 250071	<input type="checkbox"/>		D=38 D=38 D=38 D=38 juego reparac.juntas	ATE ATE ATE ATE
	600 SL V12			06.92 07.93	13.2421-8025.2 210061 13.2421-8026.2 210062 13.0441-4216.2 250093	<input type="checkbox"/>		D=42 D=42 juego reparac.juntas	ATE ATE ATE
	300 SL 300 SL 24 500 SL			06.89 07.93 06.89 07.93 06.89 07.93	13.0460-3805.2 603805 13.0470-3805.2 LD3805 13.0460-0215.2 610215 24.8190-0401.2 620401	4	+ ASR	21197 15,0 /DD 21197 15,0 /DD Belagsatz-Zubehör CD L=95mm	ATE ATE ATE
	600 SL V12			06.92 07.93	13.0460-4047.2 604047 13.0470-4047.2 LD4047 24.8190-0401.2 620401	4	+ ASR	21305 15,7 /WE 21305 15,7 /WE CD L=95mm	ATE ATE
	300 SL 300 SL 24 500 SL 600 SL V12			06.89 07.93 06.89 07.93 06.89 07.93 06.92 07.93	24.0109-0103.1 409103			278 9,0 7,3 +R	
	300 SL 300 SL 24 500 SL 600 SL V12			06.89 07.93 06.89 07.93 06.89 07.93 06.92 07.93	83.7704-0281.3 330804	2		300 22,0 19,4 V L +R L=280	
	300 SL 300 SL 24 500 SL 600 SL V12			06.89 07.93 06.89 07.93 06.89 07.93 06.92 07.93	03.0137-0170.2 650170			164 x 20 /Acc	
	300 SL 300 SL 24 500 SL 600 SL V12	◀		06.89 07.93 06.89 07.93 06.89 07.93 06.92 07.93	24.3727-0464.2 580464 24.3727-0468.2 580468	1	<input type="checkbox"/>	L=2297 L=1044	
	300 SL 300 SL 24 500 SL 600 SL V12	▶		06.89 07.93 06.89 07.93 06.89 07.93 06.92 07.93	24.3727-0468.2 580468		<input type="checkbox"/>	L=1044	
	300 SL 300 SL 24	◀		06.89 07.93 06.89 07.93	24.2419-0915.3 030045 24.2419-1703.3 030097			+ fundición de gris ²⁾ + aluminio ³⁾	CTR 19,05 CTR 19,05
	300 SL 300 SL 24	◀		06.89 07.93 06.89 07.93	03.2523-1310.3 040022			CRE 23,81	

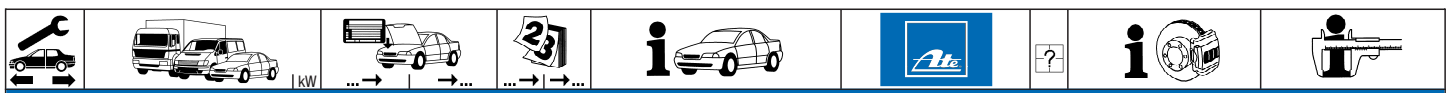
¹⁾ + shim / + lamierino antirumore / + tôle anti-bruit / + Anti-Noise-Blech

²⁾ + cast iron / + ghisa / + fonte grise / + GG

³⁾ + aluminium / + alluminio / + aluminium / + ALU

											
MERCEDES BENZ (W100) 600 (64-81)											
	600			01.64	05.81		83.7704-0421.3	330827	2		L=420
MERCEDES BENZ (W108) 250 S-300 SEb (65-72)											
	280 S 280 SE 280 SE/SEL 3.5 280 SEL	015700 014781		09.72 09.72 03.71 01.68	05.81		03.6855-1202.4	300056			9" Tandem ATE
	250 S 250 SE 300 SEb		058443 045293 002589	07.65 08.65 08.65			03.2123-0614.3	010172			CMT 23,81 19/13 ATE
	250 S 250 SE 280 S/SE 280 SE/SEL 3.5 280 SEL 300 SEb	058444 045294		03.69 01.68 11.67 03.71 01.68 03.71			03.2123-1003.3	010175			CMT 23,81 ATE
	250 S 250 SE 280 S/SE 280 SE/SEL 3.5 280 SEL 300 SEb	058444 045294		03.69 01.68 11.67 03.71 01.68 03.71			03.3508-8753.3	310049			depósito con DD
	250 S 250 SE 280 S 280 SE 280 SEL 300 SEb		075175 081818 081818	07.65 08.65 11.67 11.67 01.68 08.65	03.69 01.68		13.2571-9998.2 13.2571-9999.2 13.0441-5718.2	210133 210134 250120	<input type="checkbox"/> <input type="checkbox"/>		D=57 D=57 juego reparac.juntas ATE ATE ATE
	280 S 280 SE 280 SEL	075176 081819 081819		09.72 09.72 03.71			13.2571-8011.2 13.2571-8012.2 13.0441-5718.2	210121 210122 250120	<input type="checkbox"/> <input type="checkbox"/>		D=57 D=57 juego reparac.juntas ATE ATE ATE
	250 S 250 SE 280 S 280 SE 280 SE/SEL 3.5 280 SEL 300 SEb			07.65 08.65 11.67 11.67 03.71 01.68 08.65	03.69 01.68 09.72 09.72 08.72 03.71 12.67		13.0460-6027.2 13.0460-0026.2 13.0460-0910.2	606027 610026 610910			20011 15,0 Belagsatz-Zubehör Belagsatz-Zubehör ATE ATE BDX
	250 S 250 SE 280 S 280 SE 280 SEL 300 SEb		075175 081818 081818	07.65 08.65 11.67 11.67 01.68	03.69 01.68		24.0113-0112.1	413112			273 12,6 11,0
	300 SEb			08.65	12.67		24.0113-0111.1	413111			253 12,7 11,1
	250 S 250 SE 280 S 280 SE 280 SE/SEL 3.5 280 SEL 300 SEb			07.65 08.65 11.67 11.67 03.71 01.68 08.65	03.69 01.68 09.72 09.72 08.72 03.71 12.67		83.7704-0421.3	330827	2		L=420
	250 S/SE 280 S 280 SE 280 SEL 300 SEb		0034763 0035762 0035738	07.65 11.67 11.67 01.68 08.65	03.69		13.2423-8009.2 13.2423-8010.2 13.0441-4206.2	210063 210064 250087	<input type="checkbox"/> <input type="checkbox"/>		D=42 D=42 juego reparac.juntas ATE ATE ATE
	280 S 280 SE 280 SE/SEL 3.5 280 SEL	0034764 0035763		09.72 09.72 03.71 03.71			13.2353-8003.2 13.2353-8004.2 13.0441-3504.2	210016 210017 250050	<input type="checkbox"/> <input type="checkbox"/>		D=35 D=35 juego reparac.juntas ATE ATE ATE
	250 S 250 SE 280 S 280 SE 280 SE/SEL 3.5 280 SEL 300 SEb			07.65 08.65 11.67 11.67 03.71 01.68 08.65	03.69 01.68 09.72 09.72 08.72 03.71 12.67		13.0460-4036.2 13.0460-3804.2	604036 603804		+ placa anti-ruidos ¹⁾	21035 15,0 21035 15,0 ATE ATE
	250 S 250 SE 280 S 280 SE 280 SE/SEL 3.5 280 SEL 300 SEb			07.65 08.65 11.67 11.67 03.71 01.68 08.65	03.69 01.68		24.0110-0185.1	410185			279 10,0 8,3 +T +R
	250 S/SE 280 S 280 SE 280 SEL 300 SEb		0034763 0035762 0035738	07.65 11.67 11.67 01.68 08.65	03.69		83.6104-0241.3 83.6204-0220.3	330731 330308	<input type="checkbox"/> <input type="checkbox"/>		L=240 L=220
	280 S 280 SE 280 SE/SEL 3.5 280 SEL	0034764 0035763		09.72 09.72 03.71 03.71			83.7704-0320.3 83.6204-0220.3	330851 330308	<input type="checkbox"/> <input type="checkbox"/>		L=320 L=220

¹⁾ + shim / + lamierino antirumore / + tôle anti-bruit / + Anti-Noise-Blech



MERCEDES BENZ (W108) 250 S-300 Seb (65-72)

	250 S 250 SE 280 S 280 SE 280 SE/SEL 3.5 280 SEL 300 Seb			07.65 08.65 11.67 11.67 03.71 01.68 08.65	03.69 01.68 09.72 09.72 08.72 03.71 12.67		03.0137-0128.2 03.0137-0171.2 03.0137-9002.2	650128 650171 669002			160 x 25 160 x 25 /Acc Bremsbacken-Zubehör	
	280 S 280 SE 280 SEL	027623 028986 029326			09.72 09.72 03.71		24.2419-0937.3 03.0350-1926.2	030063 071926		+ cilindrico de ATE 1)	CTR 19,05 juego reparación CTR	FTE ATE
	280 S 280 SE 280 SEL	027623 028986 029326			09.72 09.72 03.71		03.2523-0811.3 03.0450-2311.2	040019 082311			CRE 23,81 juego reparación CRE	
	280 S 280 SE 280 SEL	027623 028986 029326			09.72 09.72 03.71		24.5901-0225.3	331288			L=225	

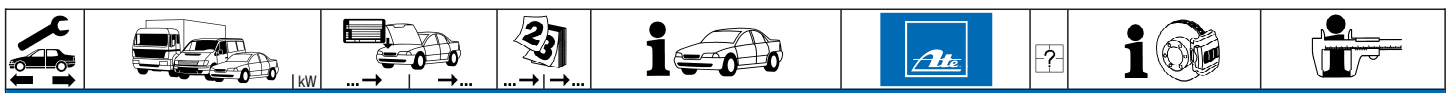
MERCEDES BENZ (W109) 300 SEL (65-72)

	300 SEL 2.8 300 SEL 3.5 300 SEL 6.3	000979			01.70 09.69 12.67		03.6855-1202.4	300056			9" Tandem	ATE
	300 SEL 300 SEL 2.8 300 SEL 3.5 300 SEL 6.3		002130 002131		08.65 11.67 12.67 01.70 09.69 09.72 12.67 09.72		03.2123-0614.3 03.2123-1003.3	010172 010175			CMT 23,81 19/13 CMT 23,81	ATE ATE
	300 SEL 300 SEL 2.8 300 SEL 3.5 300 SEL 6.3		002131		11.67 12.67 01.70 09.69 09.72 12.67 09.72		03.3508-8753.3	310049			depósito con DD	
	300 SEL 300 SEL 2.8 300 SEL 3.5 300 SEL 6.3				08.65 12.67 01.70 09.69 09.72 12.67 09.72		13.2571-9998.2 13.2571-9999.2 13.0441-5718.2	210133 210134 250120	<input type="checkbox"/> <input type="checkbox"/>		D=57 D=57 juego reparac.juntas	ATE ATE ATE
	300 SEL 300 SEL 2.8 300 SEL 3.5 300 SEL 6.3				08.65 12.67 01.70 09.69 09.72 12.67 09.72		13.2571-8011.2 13.2571-8012.2 13.0441-5718.2	210121 210122 250120	<input type="checkbox"/> <input type="checkbox"/>		D=57 D=57 juego reparac.juntas	ATE ATE ATE
	300 SEL 300 SEL 2.8 300 SEL 3.5 300 SEL 6.3				08.65 12.67 01.70 09.69 09.72 12.67 09.72		13.0460-6027.2 13.0460-0026.2 13.0460-0910.2	606027 610026 610910			20011 15,0 Belagsatz-Zubehör Belagsatz-Zubehör	ATE ATE BDX
	300 SEL 300 SEL 2.8				08.65 12.67 01.70		24.0113-0112.1	413112			273 12,6 11,0	
	300 SEL 300 SEL 2.8 300 SEL 3.5 300 SEL 6.3				08.65 12.67 01.70 09.69 09.72 12.67 09.72		83.7704-0421.3	330827	2		L=420	
	300 SEL 300 SEL 2.8 300 SEL 3.5 300 SEL 6.3				08.65 12.67 01.70 09.69 09.72 12.67 09.72		83.6104-0470.3	330253	2		L=470	
	300 SEL 300 SEL 2.8 300 SEL 2.8 300 SEL 3.5 300 SEL 6.3		002210 002211 003549		08.65 12.67 01.70 09.69 09.72 09.72		13.2423-8009.2 13.2423-8010.2 13.0441-4206.2	210063 210064 250087	<input type="checkbox"/> <input type="checkbox"/>		D=42 D=42 juego reparac.juntas	ATE ATE ATE
	300 SEL 300 SEL 2.8 300 SEL 3.5 300 SEL 6.3				08.65 12.67 01.70 09.69 09.72 12.67 09.72		13.2353-8003.2 13.2353-8004.2 13.0441-3504.2	210016 210017 250050	<input type="checkbox"/> <input type="checkbox"/>		D=35 D=35 juego reparac.juntas	ATE ATE ATE
	300 SEL 300 SEL 2.8 300 SEL 3.5 300 SEL 6.3				08.65 12.67 01.70 09.69 09.72 12.67 09.72		13.0460-4036.2 13.0460-3804.2	604036 603804		+ placa anti-ruídos 2)	21035 15,0 21035 15,0	ATE ATE
	300 SEL 300 SEL 2.8 300 SEL 3.5 300 SEL 6.3				08.65 12.67 01.70 09.69 09.72 12.67 09.72		24.0110-0185.1	410185			279 10,0 8,3 +T +R	
	300 SEL 300 SEL 2.8 300 SEL 3.5 300 SEL 6.3				08.65 12.67 01.70 09.69 09.72 12.67 09.72		83.6204-0350.3	330382	2		L=350	
	300 SEL 300 SEL 2.8 300 SEL 3.5 300 SEL 6.3				08.65 12.67 01.70 09.69 09.72 12.67 09.72		03.0137-0128.2 03.0137-0171.2 03.0137-9002.2	650128 650171 669002			160 x 25 160 x 25 /Acc Bremsbacken-Zubehör	
	300 SEL 2.8	001859			01.70		24.2419-0937.3 03.0350-1926.2	030063 071926		+ cilindrico de ATE 1)	CTR 19,05 juego reparación CTR	FTE ATE
	300 SEL 2.8	001859			01.70		03.2523-0811.3 03.0450-2311.2	040019 082311			CRE 23,81 juego reparación CRE	
	300 SEL 2.8	001859			01.70		24.5901-0225.3	331288			L=225	

1) + ATE cylinder / + ATE - frizione idraulica / + cylindre ATE / + ATE-Zylinder

2) + shim / + lamierino antirumore / + tôle anti-bruit / + Anti-Noise-Blech





MERCEDES BENZ (W110) 190 c-230 (61-68)

	190 c. Dc 200/ D 230			08.65 02.68 07.65 02.67		03.2123-0609.3	010171		+ servofreno (2 circuitos) ¹⁾	CMT 23,81 20/12	ATE
	190 c 190 Dc 200/ D 230	064106 099642		08.65 08.65 07.65 02.68 07.65 02.67		13.2571-9998.2 13.2571-9999.2 13.0441-5718.2	210133 210134 250120	<input type="checkbox"/> <input type="checkbox"/>		D=57 D=57 juego reparac.juntas	ATE ATE ATE
	190 c 190 Dc 200/ D 230	064106 099642		08.65 08.65 07.65 02.68 07.65 02.67		13.0460-6027.2	606027			20011 15,0	ATE
	190 c 190 Dc		064105 099641	04.61 04.61		83.6104-0440.3	330714	2		L=440	
	190 c 190 Dc 200/ D 230	064106 099642		08.65 08.65 07.65 02.68 07.65 02.67		83.7704-0421.3	330827	2		L=420	
	190 c 190 Dc		064105 099641	04.61 04.61		03.2728-2101.3 03.2728-2201.3 03.0402-1128.2	020008 020009 060027	<input type="checkbox"/> <input type="checkbox"/>		CR 28,57 CR 28,57 juego reparación CR	
	190 c. Dc 200/ D 230			04.61 07.65 02.68 07.65 02.67		83.6104-0210.3 83.6204-0220.3	330473 330308	<input type="checkbox"/> <input type="checkbox"/>		L=210 L=220	
	190 c 190 Dc		064105 099641	04.61 04.61		03.3223-0102.3	020090			CR 23,81	
	190 c 190 Dc 200/ D 230	064106 099642		08.65 08.65 07.65 02.68 07.65 02.67		03.3219-3401.3	020049			CR 19,05	



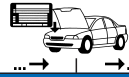























MERCEDES BENZ (W111) 220-280 (59-71)

	280 SE/C 280 SE/C 3.5	001504		05.71 06.71 08.69		03.6855-1202.4	300056			9" Tandem	ATE
	220 b 220 Sb 220 SEb Cabrio 220 SEb Coupe 220 SEb Lim. 230 S	048977 108750 049723 049449 049462		08.65 07.65 10.65 10.65 08.65 01.68		03.2123-0609.3	010171			CMT 23,81 20/12	ATE
	250 SE/C		088724	08.65		03.2123-0614.3	010172			CMT 23,81 19/13	ATE
	250 SE/C 280 SE/C 280 SE/C 3.5	088725		12.67 11.67 05.71 08.69 06.71		03.2123-1003.3	010175			CMT 23,81	ATE
	220 b 220 Sb 220 SEb Cabrio 220 SEb Coupe 220 SEb Lim.		048976 048976 108749 049722 049448 049461	05.59 05.59 05.59 09.60 09.60 08.59		- servofreno ²⁾ + servofreno ³⁾	03.3508-0401.3 03.3508-0801.3	310014 310023		depósito depósito	
	250 SE/C 280 SE/C 280 SE/C 3.5	088725		12.67 11.67 05.71 08.69 06.71		03.3508-8753.3	310049			depósito con DD	
	220 b 220 Sb 220 SEb Cabrio 220 SEb Coupe 220 SEb Lim. 230 S	048977 070638		08.65 07.65 09.60 10.65 09.60 10.65 08.65 01.68		13.2571-9998.2 13.2571-9999.2 13.0441-5718.2	210133 210134 250120	<input type="checkbox"/> <input type="checkbox"/>		D=57 D=57 juego reparac.juntas	ATE ATE ATE
	250 SE/C 280 SE/C 280 SE/C 3.5	026841		07.65 01.68 08.65 12.67 11.67 05.71 08.69 06.71		13.0460-6027.2 13.0460-0026.2 13.0460-0910.2	606027 610026 610910			20011 15,0 Belagsatz-Zubehör Belagsatz-Zubehör	ATE ATE BDX
	280 SE/C 280 SE/C 3.5	005157		05.71 06.71 08.69		13.2571-8011.2 13.2571-8012.2 13.0441-5718.2	210121 210122 250120	<input type="checkbox"/> <input type="checkbox"/>		D=57 D=57 juego reparac.juntas	ATE ATE ATE
	220 b 220 Sb 220 SEb Cabrio 220 SEb Coupe 220 SEb Lim. 230 S	048977 070638		08.65 07.65 09.60 10.65 09.60 10.65 08.65 01.68		24.0113-0111.1	413111			253 12,7 11,1	
	250 SE/C 280 SE/C	026841		08.65 12.67 11.67		24.0113-0112.1	413112			273 12,6 11,0	



















¹⁾ + booster unit (2 circuit) / + servofreno (doppio circuito) / + servo-frein (deux circuits) / + Bremsgerät (2-Kreis)

²⁾ - booster unit / - servofreno / - servo-frein / - Bremsgerät

³⁾ + booster unit / + servofreno / + servo-frein / + Bremsgerät

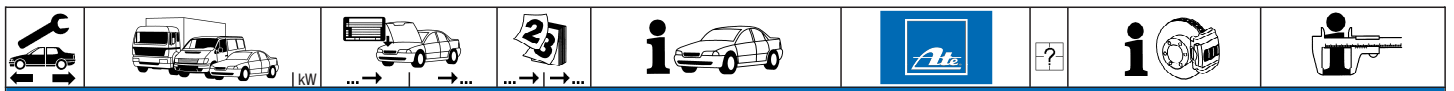
										
MERCEDES BENZ (W111) 220-280 (59-71)										
	220 b	023661	048976			83.6104-0440.3	330714	2		L=440
	220 Sb	049856	070637							
	220 SEb Lim.	016976	026840							
	220 SEb Coupe		026650	09.60		83.7704-0320.3	330851	2		L=320
	220 b	048977			08.65	83.7704-0421.3	330827	2		L=420
	220 Sb	070638			07.65					
	220 SEb Cabrio			09.60	10.65					
	220 SEb Coupe				10.65					
	220 SEb Lim.	026651			08.65					
	230 S	026841			07.65					
	250 SE/C				08.65					
	280 SE/C				11.67					
280 SE/C 3.5				08.69						
	220 b		048976	05.59		03.2728-2101.3	020008	<input type="checkbox"/>		CR 28,57
	220 Sb		070637	05.59		03.2728-2201.3	020009	<input type="checkbox"/>		CR 28,57
	220 SEb Lim.		026840	08.59		03.0402-1128.2	060027	<input type="checkbox"/>		juego reparación CR
	250 SE/C			08.65	12.67	13.2423-8009.2	210063	<input type="checkbox"/>		D=42
	280 SE/C		003467	11.67		13.2423-8010.2	210064	<input type="checkbox"/>		D=42
	280 SE/C					13.0441-4206.2	250087	<input type="checkbox"/>		juego reparac.juntas
	280 SE/C	003468		05.71		13.2353-8003.2	210016	<input type="checkbox"/>		D=35
	280 SE/C 3.5			08.69	06.71	13.2353-8004.2	210017	<input type="checkbox"/>		D=35
						13.0441-3504.2	250050	<input type="checkbox"/>		juego reparac.juntas
	250 SE/C			08.65	12.67	13.0460-4036.2	604036			21035 15,0
	280 SE/C			11.67	05.71	13.0460-3804.2	603804			21035 15,0
	280 SE/C 3.5			08.69	06.71					+ placa anti-ruídos ¹⁾
	250 SE/C			08.65	12.67	24.0110-0185.1	410185			279 10,0 8,3 +T +R
	280 SE/C			11.67	05.71					
	280 SE/C 3.5			08.69	06.71					
	220 b			05.59	08.65	83.6104-0210.3	330473	<input type="checkbox"/>		L=210
	220 Sb			05.59	07.65	83.6204-0220.3	330308	<input type="checkbox"/>		L=220
	220 SEb Cabrio			09.60	10.65					
	220 SEb Coupe			09.60	10.65					
	220 SEb Lim.			08.59	08.65					
	230 S			07.65	01.68					
	250 SE/C			08.65	12.67	83.6104-0241.3	330731	<input type="checkbox"/>		L=240
	280 SE/C		003467	11.67		83.6204-0220.3	330308	<input type="checkbox"/>		L=220
	280 SE/C	003468		05.71		83.7704-0320.3	330851	<input type="checkbox"/>		L=320
	280 SE/C 3.5			08.69	06.71	83.6204-0220.3	330308	<input type="checkbox"/>		L=220
	220 b		048976	05.59		03.3223-0102.3	020090			CR 23,81
	220 Sb		070637	05.59						
	220 SEb Lim.		026840	08.59						
	220 b	048977			08.65	03.3219-3401.3	020049			CR 19,05
	220 Sb	070638			07.65					
	220 SEb Cabrio			09.60	10.65					
	220 SEb Coupe			09.60	10.65					
	220 SEb Lim.	026841			08.65					
	230 S			07.65	01.68					
	220 b			05.59	08.65	03.0137-0128.2	650128			160 x 25
	220 Sb			05.59	07.65	03.0137-0171.2	650171			160 x 25 /Acc
	220 SEb Cabrio			09.60	10.65	03.0137-9002.2	669002			Bremsbacken-Zubehör
	220 SEb Coupe			09.60	10.65					
	220 SEb Lim.			08.59	08.65					
	230 S			07.65	01.68					
	250 SE/C			08.65	12.67					
	280 SE/C			11.67	05.71					
280 SE/C 3.5			08.69	06.71						
	280 SE/C	002864			05.71	24.2419-0937.3	030063			CTR 19,05
						03.0350-1926.2	071926			juego reparación CTR
	280 SE/C	002864			05.71	03.2523-0811.3	040019			CRE 23,81
						03.0450-2311.2	082311			juego reparación CRE
	280 SE/C	002864			05.71	24.5901-0225.3	331288			L=225
MERCEDES BENZ (W114) 230.6-280 CE (67-76)										
	230.6			09.67	10.76	03.6850-0202.4	300043			9"
	250			07.67	06.76					
	250 C			10.68	06.76					
	250 CE			10.68	04.72					
	280			04.72	09.76					
	280 C			06.72	07.76					
	280 CE			04.72	07.76					
	280 E			04.72	09.76					
	230.6			09.67	10.76	03.2123-1003.3	010175			CMT 23,81
	250			07.67	06.76					
	250 C			10.68	06.76					
	250 CE			10.68	04.72					
	280			04.72	09.76	03.2123-3402.3	010181			CMT 23,81
	280 C			06.72	07.76					
	280 CE			04.72	07.76					
	280 E			04.72	09.76					

¹⁾ + shim / + lamierino antirumore / + tôle anti-bruit / + Anti-Noise-Blech
²⁾ + ATE cylinder / + ATE - frizione idraulica / + cylindre ATE / + ATE-Zylinder

								
MERCEDES BENZ (W114) 230.6-280 CE (67-76)								
	230.6 250 250 C 250 CE 280 280 C 280 CE 280 E			09.67 07.67 10.68 10.68 04.72 06.72 04.72 04.72	10.76 06.76 06.76 04.72 09.76 07.76 07.76 09.76	03.3508-8753.3	310049	depósito con DD
	230.6 250 250 C 250 CE		203606 008133 020272	09.67 07.67 10.68 10.68	06.76	13.2571-9998.2 13.2571-9999.2 13.0441-5718.2	210133 210134 250120	D=57 D=57 juego reparac.juntas ATE ATE ATE
	230.6 250 C 250 CE 280 280 C 280 CE 280 E	203607 008134 020273		10.76 06.76 04.72 04.72 04.72 09.76	10.76 06.76 04.72 07.76 07.76 09.76	13.2601-9996.2 13.2601-9997.2 13.0441-6001.2	210176 210177 250126	D=60 D=60 juego reparac.juntas ATE ATE ATE
	230.6 250 250 C 250 CE		203606 008133 020272	09.67 07.67 10.68 10.68	06.76	13.0460-6027.2 13.0460-0026.2 13.0460-0910.2	606027 610026 610910	20011 15,0 Belagsatz-Zubehör Belagsatz-Zubehör ATE ATE BDX
	230.6 250 C 250 CE 280 280 C 280 CE 280 E	203607 008134 020273		10.76 06.76 04.72 06.72 04.72 09.76	10.76 06.76 04.72 07.76 07.76 09.76	13.0460-9028.2 13.0460-0027.2 13.0460-0911.2	609028 610027 610911	20392 15,0 /DD Belagsatz-Zubehör Belagsatz-Zubehör ATE ATE BDX
	230.6 250 250 C 250 CE		089801 068407 007085 017599	09.67 07.67 10.68 10.68		24.0113-0112.1	413112	273 12,6 11,0
	230.6 250 250 C 250 CE	089802 068408 007086 017600	203606	05.72 05.72 04.72		24.0113-0113.1	413113	274 12,6 11,0
	230.6 250 250 C 280 280 C 280 CE 280 E	203607		06.72 06.72 04.72 06.72 04.72 09.76	10.76 06.76 06.76 09.76 07.76 07.76 09.76	24.0113-0137.1	413137	278 12,6 10,6 +R
	230.6 250 250 C 250 CE 280 280 C 280 CE 280 E			09.67 07.67 10.68 10.68 04.72 06.72 04.72 04.72	10.76 06.76 06.76 04.72 09.76 07.76 07.76 09.76	83.7704-0421.3	330827	2 L=420
	230.6 250 250 C 250 CE			09.67 07.67 10.68 10.68	12.70 12.70 12.70 12.70	13.2381-8030.2 13.2381-8029.2 13.0441-3811.2	210036 210035 250067	<input type="checkbox"/> instalación delante del eje ¹⁾ <input type="checkbox"/> instalación delante del eje ¹⁾ D=38 D=38 juego reparac.juntas ATE ATE ATE
	230.6 250 250 C 250 CE 280 280 C 280 CE 280 E			01.71 01.71 01.71 01.71 04.72 06.72 04.72 04.72	10.76 06.76 06.76 04.72 09.76 07.76 07.76 09.76	13.2381-8027.2 13.2381-8028.2 13.0441-3811.2	210033 210034 250067	<input type="checkbox"/> <input type="checkbox"/> D=38 D=38 juego reparac.juntas ATE ATE ATE
	230.6 250 250 C 250 CE 280 280 C 280 CE 280 E			09.67 07.67 10.68 10.68 04.72 06.72 04.72 04.72	10.76 06.76 06.76 04.72 09.76 07.76 07.76 09.76	13.0460-4036.2 13.0460-3804.2 13.0460-0029.2 13.0460-0912.2	604036 603804 610029 610912	+ placa anti-ruídos ²⁾ 21035 15,0 21035 15,0 Belagsatz-Zubehör Belagsatz-Zubehör ATE ATE ATE BDX
	230.6 250 250 C 250 CE 280 280 C 280 CE 280 E			09.67 07.67 10.68 10.68 04.72 06.72 04.72 04.72	10.76 06.76 06.76 04.72 09.76 07.76 07.76 09.76	24.0110-0185.1	410185	279 10,0 8,3 +T +R
	230.6 250 250 C 250 CE		065606 055234 005143 012571	09.67 07.67 10.68 10.68		83.6204-0240.3	330718	2 L=240

¹⁾ attn.:change piston position / att.cambiare posizione pistone / montage devant l'essieu / Achtung: Kolbenstellung ändern

²⁾ + shim / + lamierino antirumore / + tôle anti-bruit / + Anti-Noise-Blech



MERCEDES BENZ (W114) 230.6-280 CE (67-76)

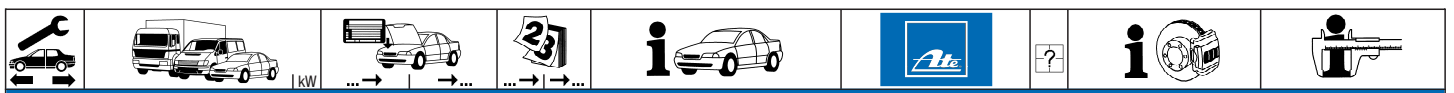
	230.6	065607		03.73		83.6204-0280.3	330732	2		L=280
	250	055235		03.73						
	250 C	005144		03.73						
	250 CE	012572		04.72						
	280			04.72	03.73					
	280 C			06.72	03.73					
	280 CE			04.72	03.73					
	280 E			04.72	03.73					
	230.6			04.73	10.76	83.7704-0281.3	330804	2		L=280
	250			04.73	06.76					
	250 C			04.73	06.76					
	280			04.73	09.76					
	280 C			04.73	07.76					
	280 CE			04.73	07.76					
	280 E			04.73	09.76					
		230.6			09.67	10.76	03.0137-0128.2	650128		
250				07.67	06.76	03.0137-0171.2	650171			160 x 25 /Acc
250 C				10.68	06.76	03.0137-9002.2	669002			Bremsbacken-Zubehör
250 CE				10.68	04.72					
280				04.72	09.76					
280 C				06.72	07.76					
280 CE				04.72	07.76					
280 E				04.72	09.76					
	230.6			09.67	10.76	24.3727-0406.2	580406	1	+ volante a la izquierda ¹⁾	L=1696
	250			07.67	06.76	24.3727-0407.2	580407	2		L=1488
	250 C		101229	10.68						
	250 CE		021787	10.68						
	280			04.72	09.76					
	280 C		108227	06.72						
	280 CE			04.72	07.76					
	280 E			04.72	09.76					
	230.6			09.67	10.76	24.2419-0937.3	030063			CTR 19,05
	250			07.67	06.76	03.3508-1706.3	310024		+ cilindrico de ATE ²⁾	depósito
	250 C			10.68	06.76	03.0350-1926.2	071926			juego reparación CTR
	250 CE			10.68	04.72					
	280			04.72	09.76					
	280 C			06.72	07.76					
	280 CE			04.72	07.76					
	280 E			04.72	09.76					
	230.6			09.67	10.76	03.2523-0811.3	040019			CRE 23,81
	250			07.67	06.76	03.0450-2311.2	082311			juego reparación CRE
	250 C			10.68	06.76					
	250 CE			10.68	04.72					
	280			04.72	09.76					
	280 C			06.72	07.76					
	280 CE			04.72	07.76					
	280 E			04.72	09.76					
	230.6			09.67	10.76	24.5901-0225.3	331288			L=225
	250			07.67	06.76					
	250 C			10.68	06.76					
	250 CE			10.68	04.72					
	280			04.72	09.76					
	280 C			06.72	07.76					
	280 CE			04.72	07.76					
	280 E			04.72	09.76					

MERCEDES BENZ (W115) 200-240 D 3,0 (67-76)

	200			10.67	12.76	03.6850-0202.4	300043			9"	ATE	
	200 D			10.67	12.76							
	220			10.67	07.73							
	220 D			07.67	11.76							
	230.4			08.73	11.76							
	240 D			08.73	11.76							
	240 D 3.0			09.74	10.76							
		200			10.67	12.76	03.2123-1003.3	010175			CMT 23,81	ATE
200 D				10.67	12.76							
220				10.67	07.73							
220 D				07.67	11.76							
230.4				08.73	11.76							
240 D				08.73	11.76							
240 D 3.0				09.74	10.76							
		200			10.67	12.76	03.3508-8753.3	310049			depósito con DD	
	200 D			10.67	12.76							
	220			10.67	07.73							
	220 D			07.67	11.76							
	230.4			08.73	11.76							
	240 D			08.73	11.76							
	240 D 3.0			09.74	10.76							
		200			10.67	12.76	13.2571-9998.2	210133			D=57	ATE
200 D				10.67	12.76	13.2571-9999.2	210134			D=57	ATE	
220				10.67	07.73	13.0441-5718.2	250120			juego reparac.juntas	ATE	
220 D				07.67	11.76							
230.4				08.73	11.76							
240 D				08.73	11.76							

¹⁾ + left hand drive / + guida a sinistra / + conduite à gauche / + Linkslenker
²⁾ + ATE cylinder / + ATÉ - frizione idraulica / + cylindre ATE / + ATE-Zylinder

























MERCEDES BENZ (W115) 200-240 D 3,0 (67-76)



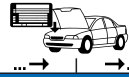


























	240 D 3.0			09.74	10.76		13.2601-9996.2 210176 13.2601-9997.2 210177 13.0441-6001.2 250126		D=60 D=60 juego reparac.juntas	ATE ATE ATE	
	200 200 D 220 220 D 230.4 240 D			10.67 10.67 10.67 07.67 08.73 08.73	12.76 12.76 07.73 11.76 11.76 11.76		13.0460-6027.2 606027 13.0460-0026.2 610026 13.0460-0910.2 610910		20011 15,0 Belagsatz-Zubehör Belagsatz-Zubehör	ATE ATE BDX	
	240 D 3.0			09.74	10.76		13.0460-9028.2 609028 13.0460-0027.2 610027 13.0460-0911.2 610911		20392 15,0 / DD Belagsatz-Zubehör Belagsatz-Zubehör	ATE ATE BDX	
	200 200 D 220 220 D		097998 105289 083871 213511	10.67 10.67 10.67 07.67			24.0113-0112.1 413112		273 12,6 11,0		
	200 200 D 220 220 D 230.4 240 D	097999 105290 083872 213512		12.76 12.76 07.73 11.76 08.73 08.73			24.0113-0113.1 413113		274 12,6 11,0		
	240 D 3.0			09.74	10.76		24.0113-0137.1 413137		278 12,6 10,6 +R		
	200 200 D 220 220 D 230.4 240 D 240 D 3.0			10.67 10.67 10.67 07.67 08.73 08.73 09.74	12.76 12.76 07.73 11.76 11.76 11.76 10.76		83.7704-0421.3 330827	2	L=420		
	200 200 D 220 220 D			10.67 10.67 10.67 07.67	12.70 12.70 12.70 12.70		13.2381-8030.2 210036 13.2381-8029.2 210035 13.0441-3811.2 250067	 	instalación delante del eje ¹⁾ instalación delante del eje ¹⁾	D=38 D=38 juego reparac.juntas	ATE ATE ATE
	200 200 D 220 220 D 230.4 240 D 240 D 3.0			01.71 01.71 01.71 01.71 08.73 08.73 09.74	12.76 12.76 07.73 11.76 11.76 11.76 10.76		13.2381-8027.2 210033 13.2381-8028.2 210034 13.0441-3811.2 250067	 	D=38 D=38 juego reparac.juntas	ATE ATE ATE	
	200 200 D 220 220 D 230.4 240 D 240 D 3.0			10.67 10.67 10.67 07.67 08.73 08.73 09.74	12.76 12.76 07.73 11.76 11.76 11.76 10.76		13.0460-4036.2 604036 13.0460-3804.2 603804 13.0460-0029.2 610029 13.0460-0912.2 610912	+ placa anti-ruídos ²⁾	21035 15,0 21035 15,0 Belagsatz-Zubehör Belagsatz-Zubehör	ATE ATE ATE BDX	
	200 200 D 220 220 D 230.4 240 D 240 D 3.0			10.67 10.67 10.67 07.67 08.73 08.73 09.74	12.76 12.76 07.73 11.76 11.76 11.76 10.76		24.0110-0185.1 410185		279 10,0 8,3 +T +R		
	200 200 D 220 220 D		070415 076568 064094 161007	10.67 10.67 10.67 07.67			83.6204-0240.3 330718	2	L=240		
	200 200 D 220 220 D	070416 076569 064095 161008		03.73 03.73 03.73 03.73			83.6204-0280.3 330732	2	L=280		
	200 200 D 220 220 D 230.4 240 D 240 D 3.0			04.73 04.73 04.73 04.73 08.73 08.73 09.74	12.76 12.76 07.73 11.76 11.76 11.76 10.76		83.7704-0281.3 330804	2	L=280		
	200 200 D 220 220 D 230.4 240 D 240 D 3.0			10.67 10.67 10.67 07.67 08.73 08.73 09.74	12.76 12.76 07.73 11.76 11.76 11.76 10.76		03.0137-0128.2 650128 03.0137-0171.2 650171 03.0137-9002.2 669002		160 x 25 160 x 25 /Acc Bremsbacken-Zubehör		
	200 200 D 220 220 D 230.4 240 D 240 D 3.0	◀ ◀ ◀ ◀ ◀ ◀ ◀	313548 352054 128734 467453 087765 130095 053690	04.73 04.73 04.73 04.73 08.73 08.73 09.74			24.3727-0406.2 580406 24.3727-0407.2 580407	1 2	L=1696 L=1488		

¹⁾ attn.:change piston position / att.cambiare posizione pistone / montage devant l'essieu / Achtung: Kolbenstellung ändern

²⁾ + shim / + lamierino antirumore / + tôle anti-bruit / + Anti-Noise-Blech

										
MERCEDES BENZ (W115) 200-240 D 3,0 (67-76)										
	200 200 D 220 220 D 230.4 240 D 240 D 3.0	← ← ← ← ← ← ←		10.67 10.67 10.67 07.67 08.73 08.73 09.74	12.76 12.76 07.73 11.76 11.76 11.76 10.76	24.2419-0937.3 03.3508-1706.3 03.0350-1926.2	030063 310024 071926	+ cilindrico de ATE ¹⁾ CTR 19,05 depósito juego reparación CTR	FTE ATE	
	200 200 D 220 220 D 230.4 240 D 240 D 3.0			10.67 10.67 10.67 07.67 08.73 08.73 09.74	12.76 12.76 07.73 11.76 11.76 11.76 10.76	03.2523-0811.3 03.0450-2311.2	040019 082311	CRE 23,81 juego reparación CRE		
	200 200 D 220 220 D 230.4 240 D 240 D 3.0			10.67 10.67 10.67 07.67 08.73 08.73 09.74	12.76 12.76 07.73 11.76 11.76 11.76 10.76	24.5901-0225.3	331288	L=225		
MERCEDES BENZ (W116) 280 S-450 SEL 6,9 (72-80)										
	280 S 280 SE 280 SEL 350 SE 350 SEL 450 SE 450 SEL 450 SEL 6.9			09.72 08.72 01.74 09.72 11.73 11.72 03.73 05.75	07.80 07.80 04.80 03.80 01.80 04.80 09.80 09.80	03.6855-1202.4	300056	9" Tandem	ATE	
	280 S 280 SE 280 SEL 350 SE 350 SEL 450 SE 450 SEL		053429 052606 052606 029951 029951 043630 043630	09.72 08.72 01.74 09.72 11.73 11.72 03.73	07.80 07.80 04.80 03.80 01.80 04.80 09.80	03.2123-1003.3	010175	CMT 23,81	ATE	
	280 S 280 SE 280 SEL 350 SE 350 SEL 450 SE 450 SEL 450 SEL 6.9	053430 052607 052607 029952 029952 043631 043631		09.72 08.72 01.74 09.72 11.73 11.72 03.73 05.75	07.80 07.80 04.80 03.80 01.80 04.80 09.80 09.80	03.2023-0166.3	010015	CMT 23,81/19,05	ATE	
	280 S 280 SE 280 SEL 350 SE 350 SEL 450 SE 450 SEL 450 SEL 6.9			09.72 08.72 01.74 09.72 11.73 11.72 03.73 05.75	07.75 07.75 07.75 07.75 07.75 07.75 07.75 07.75	03.3508-8753.3	310049	depósito con DD		
	280 S 280 SE 280 SEL 350 SE 350 SEL 450 SE 450 SEL 450 SEL 6.9			09.72 08.72 01.74 09.72 11.73 11.72 03.73 05.75	07.80 07.80 04.80 03.80 01.80 04.80 09.80 09.80	13.2601-8025.2 13.2601-8026.2 24.9260-8025.5 24.9260-8026.5 13.0441-6001.2	210157 210158 230041 230042 250126	D=60 D=60 D=60 D=60 juego reparac.juntas	ATE ATE ATE ATE ATE	
	280 S 280 SE 280 SEL 350 SE 350 SEL 450 SE 450 SEL 450 SEL 6.9			09.72 08.72 01.74 09.72 11.73 11.72 03.73 05.75	07.80 07.80 04.80 03.80 01.80 04.80 09.80 09.80	13.0460-9028.2 24.8190-0401.2	609028 620401	4	20392 15,0 /DD CD L=95mm	ATE
	280 S 280 SE 280 SEL 350 SE 350 SEL 450 SE 450 SEL 450 SEL 6.9			09.72 08.72 01.74 09.72 11.73 11.72 03.73 05.75	07.80 07.80 04.80 03.80 01.80 04.80 09.80 09.80	24.0122-0106.1	422106	278 22,0 20,0 V L		
	280 S 280 SE 280 SEL 350 SE 350 SEL 450 SE 450 SEL 450 SEL 6.9			09.72 08.72 01.74 09.72 11.73 11.72 03.73 05.75	07.80 07.80 04.80 03.80 01.80 04.80 09.80 09.80	83.7704-0421.3	330827	2	L=420	

¹⁾ + ATE cylinder / + ATE - frizione idraulica / + cylindre ATE / + ATE-Zylinder

									
MERCEDES BENZ (W116) 280 S-450 SEL 6,9 (72-80)									
	280 S 280 SE 280 SEL 350 SE 350 SEL			09.72 07.80 08.72 07.80 01.74 04.80 09.72 03.80 11.73 01.80		13.2381-8027.2 210033 13.2381-8028.2 210034 13.0441-3811.2 250067		D=38 D=38 juego reparac.juntas	ATE ATE ATE
	450 SE 450 SEL 450 SEL 6.9			11.72 04.80 03.73 09.80 05.75 09.80		13.2381-8029.2 210035 13.2381-8030.2 210036 13.0441-3811.2 250067		D=38 D=38 juego reparac.juntas	ATE ATE ATE
	280 S 280 SE 280 SEL 350 SE 350 SEL 450 SE 450 SEL 450 SEL 6.9			09.72 07.80 08.72 07.80 01.74 04.80 09.72 03.80 11.73 01.80 11.72 04.80 03.73 09.80 05.75 09.80		13.0460-4036.2 604036 13.0460-3804.2 603804 13.0460-0029.2 610029 13.0460-0912.2 610912	+ placa anti-ruídos ¹⁾	21035 15,0 21035 15,0 Belagsatz-Zubehör Belagsatz-Zubehör	ATE ATE ATE BDX
	280 S 280 SE 280 SEL 350 SE 350 SEL 450 SE 450 SEL 450 SEL 6.9			09.72 07.80 08.72 07.80 01.74 04.80 09.72 03.80 11.73 01.80 11.72 04.80 03.73 09.80 05.75 09.80		24.0110-0185.1 410185		279 10,0 8,3 +T +R	
	280 S 280 SE 350 SE 450 SE			09.72 03.73 08.72 03.73 09.72 03.73 11.72 03.73		83.6204-0282.3 330309	2	L=280	
	280 S 280 SE 280 SEL 350 SE 350 SEL 450 SE 450 SEL 450 SEL 6.9			04.73 07.80 04.73 07.80 01.74 04.80 04.73 03.80 11.73 01.80 04.73 04.80 03.73 09.80 05.75 09.80		83.7704-0281.3 330804	2	L=280	
	280 S 280 SE 280 SEL 350 SE 350 SEL 450 SE 450 SEL 450 SEL 6.9			09.72 07.80 08.72 07.80 01.74 04.80 09.72 03.80 11.73 01.80 11.72 04.80 03.73 09.80 05.75 09.80		03.0137-0128.2 650128 03.0137-0171.2 650171 03.0137-9002.2 669002		160 x 25 160 x 25 /Acc Bremsbacken-Zubehör	
	280 S 280 SE 280 SEL 350 SE 350 SEL	◀ ◀ ◀ ◀ ◀		09.72 07.80 08.72 07.80 01.74 04.80 09.72 03.80 11.73 01.80		24.2419-0937.3 030063 03.0350-1926.2 071926	+ cilindrico de ATE ²⁾	CTR 19,05 juego reparación CTR	FTE ATE
	280 S 280 SE 280 SEL			09.72 07.80 08.72 07.80 01.74 04.80		03.2523-0811.3 040019 03.0450-2311.2 082311		CRE 23,81 juego reparación CRE	
	350 SE 350 SEL			09.72 03.80 11.73 01.80		24.5901-0225.3 331288		L=225	
MERCEDES BENZ (W120) 180 b,c,Db,Dc (59-62)									
	180 b. c. Db. Dc			01.59 12.62		03.3126-0505.3 010294	+ servofreno ³⁾	CM 26,99	ATE
	180 b. c. Db. Dc			01.59 12.62		03.3508-3600.3 310030		depósito	
	180 b. c. Db. Dc			01.59 12.62		83.7704-0320.3 330851	2 (83.5104-0320.3)	L=320	
	180 b. c. Db. Dc			01.59 12.62		03.2728-2101.3 020008 03.2728-2201.3 020009 03.0402-1128.2 060027		CR 28,57 CR 28,57 juego reparación CR	
	180 b. c. Db. Dc			01.59 12.62		83.6104-0210.3 330473 83.6204-0220.3 330308		L=210 L=220	
	180 b. c. Db. Dc			01.59 12.62		03.3223-0102.3 020090		CR 23,81	
MERCEDES BENZ (W120) 190 b,Db (59-61)									
	190 b. Db			01.59 12.61		03.3126-0505.3 010294	+ servofreno ³⁾	CM 26,99	ATE
	190 b. Db			01.59 12.61		03.3508-3600.3 310030		depósito	

¹⁾ + shim / + lamierino antirumore / + tôle anti-bruit / + Anti-Noise-Blech
²⁾ + ATE cylinder / + ATE - frizione idraulica / + cylindre ATE / + ATE-Zylinder
³⁾ + booster unit / + servofreno / + servo-frein / + Bremsgerät




















MERCEDES BENZ (W120) 190 b,Db (59-61)															
	190 b. Db				01.59	12.61			83.7704-0320.3	330851	2	(83.5104-0320.3)			L=320
	190 b. Db				01.59	12.61			03.2728-2101.3 03.2728-2201.3 03.0402-1128.2	020008 020009 060027				CR 28,57 CR 28,57 juego reparación CR	
	190 b. Db				01.59	12.61			83.6104-0210.3 83.6204-0220.3	330473 330308				L=210 L=220	
	190 b. Db				01.59	12.61			03.3223-0102.3	020090				CR 23,81	
MERCEDES BENZ (W123) 200-300 TD Turbo (76-85)															
	200 200 D 220 D 230 230 C 230 T 240 D 240 TD 250 250 T 280 280 C 280 CE 280 E 280 TE 300 D 300 TD		093032 164440 112975 008670 001048 092734 001423 057387 000765 024581 002609 011831 046827 000620 116225 001361		01.76 01.76 01.76 03.77 04.78 01.76 02.78 01.76 04.78 01.76 03.77 03.77 01.76 02.78 01.76 04.78				03.6850-0202.4	300043				9"	ATE
	230 230 E 240 D 240 D 250 280 E 300 D						12.85 + construcc.carroceria especial ¹⁾ 12.85 + construcc.carroceria especial ¹⁾ 12.85 + distancia larga entre ejes ²⁾ 12.85 + distancia larga entre ejes ²⁾ 12.85 + distancia larga entre ejes ²⁾ 12.85 + distancia larga entre ejes ²⁾		03.6855-1202.4	300056				9" Tandem	ATE
	200 200 D 200 T 220 D 230 230 C 230 CE 230 E 230 T 230 TE 240 D 240 TD 250 250 T 280 280 C 280 CE 280 E 280 TE 300 D 300 TD 300 TD Turbo				01.76 01.76 11.80 01.76 01.76 03.77 06.80 06.80 04.78 06.80 01.76 02.78 01.76 04.78 03.77 01.76 04.78 01.76 04.78 01.76 04.78 08.80	09.85 03.85 12.85 01.79 02.81 04.80 07.85 09.85 04.80 12.85 07.85 12.85 07.85 08.82 07.81 03.80 07.85 09.85 12.85 07.85 12.85			03.2023-0166.3	010015			CMT 23,81/19,05	ATE	
	230 230 E 240 D 240 D 250 280 E 300 D		173999 414568 414568 118041 115175 310479		01.76 06.80 01.76 01.76 01.76 01.76		12.85 + construcc.carroceria especial ¹⁾ + construcc.carroceria especial ¹⁾ + construcc.carroceria especial ¹⁾ + distancia larga entre ejes ²⁾ + distancia larga entre ejes ²⁾ + distancia larga entre ejes ²⁾ + distancia larga entre ejes ²⁾		03.2023-0166.3	010015			CMT 23,81/19,05	ATE	
	230 E 240 D 240 D 250 280 E 300 D	174000 414569 414569 118042 115176 310480					12.85 + construcc.carroceria especial ¹⁾ + construcc.carroceria especial ¹⁾ + distancia larga entre ejes ²⁾ + distancia larga entre ejes ²⁾ + distancia larga entre ejes ²⁾ + distancia larga entre ejes ²⁾		03.2025-0111.3	010033			CMT 25,40/19,05	ATE	
	200 200 D 200 T 220 D 230 230 C 230 CE 230 E 230 T 230 TE 240 D 240 TD 250				01.76 01.76 11.80 01.76 01.76 03.77 06.80 06.80 04.78 06.80 01.76 02.78 01.76	09.85 03.85 12.85 01.79 02.81 04.80 07.85 09.85 04.80 12.85 07.85 12.85			13.2601-8029.2 13.2601-8030.2 24.9260-8029.5 24.9260-8030.5 13.0441-6003.2	210161 210162 230043 230044 250128			D=60 D=60 D=60 D=60 juego reparac.juntas	ATE ATE ATE ATE ATE	

¹⁾ + special body / + carrozzeria speciale / + carrosserie spéciale / + Spezialaufbau
²⁾ + long wheel base / + passo lungo / + empattement long / + langer Radstand



MERCEDES BENZ (W123) 200-300 TD Turbo (76-85)

	250 T		04.78	08.82	13.2601-8029.2	210161	 	D=60	ATE		
	280		01.76	07.81	13.2601-8030.2	210162		D=60	ATE		
	280 C		03.77	03.80	24.9260-8029.5	230043		D=60	ATE		
	280 CE		03.77	07.85	24.9260-8030.5	230044		D=60	ATE		
	280 E		01.76	09.85	13.0441-6003.2	250128		juego reparac.juntas ATE			
	280 TE		04.78	12.85							
	300 D		01.76	07.85							
	300 TD		04.78	12.85							
	300 TD Turbo		08.80	12.85							
		200		01.76	07.79	13.0460-9028.2		609028	4	20392 15,0 /DD	ATE
200 D			01.76	07.79	13.0460-0027.2	610027	Belagsatz-Zubehör	ATE			
220 D			01.76	01.79	13.0460-0911.2	610911	Belagsatz-Zubehör	BDX			
230			01.76	07.79	24.8190-0401.2	620401	CD L=95mm				
230 C			03.77	07.79							
230 T			04.78	07.79							
240 D			01.76	07.79							
240 TD			02.78	07.79							
250			01.76	07.79							
250 T			04.78	07.79							
280			01.76	07.79							
280 C			03.77	07.79							
280 CE			03.77	07.79							
280 E			01.76	07.79							
280 TE			04.78	07.79							
300 D			01.76	07.79							
300 TD			04.78	07.79							
		200		08.79	09.85	13.0460-9029.2	609029	4		20341 16,7 /DD	ATE
		200 D		08.79	03.85	13.0460-0131.2	610131			Belagsatz-Zubehör	ATE
		200 T		11.80	12.85	24.8190-0401.2	620401			CD L=95mm	
	230		08.79	02.81							
	230 C		08.79	04.80							
	230 CE		06.80	07.85							
	230 E		06.80	09.85							
	230 T		08.79	04.80							
	230 TE		06.80	12.85							
	240 D		08.79	07.85							
	240 TD		08.79	12.85							
	250		08.79	07.85							
	250 T		08.79	08.82							
	280		08.79	07.81							
	280 C		08.79	03.80							
	280 CE		08.79	07.85							
	280 E		08.79	09.85							
	280 TE		08.79	12.85							
	300 D		08.79	07.85							
	300 TD		08.79	12.85							
300 TD Turbo		08.80	12.85								
	200		01.76	09.85	24.0113-0137.1	413137		278 12,6 10,6 +R			
	200 D		01.76	03.85							
	200 T		11.80	12.85							
	220 D		01.76	01.79							
	230		01.76	02.81							
	230 C		03.77	04.80							
	230 CE		06.80	07.85							
	230 E		06.80	09.85							
	230 T		04.78	04.80							
	230 TE		06.80	12.85							
	240 D		01.76	07.85							
	240 TD		02.78	12.85							
	250		01.76	07.85							
	250 T		04.78	08.82							
	280		01.76	07.81							
	280 C		03.77	03.80							
	280 CE		03.77	07.85							
	280 E		01.76	09.85							
	280 TE		04.78	12.85							
	300 D		01.76	07.85							
300 TD		04.78	12.85								
300 TD Turbo		08.80	12.85								
	200	126115	01.76		83.6104-0360.3	330475	2	L=360			
	200 D	179856	01.76								
	220 D		01.76	01.79							
	230	158355	01.76								
	230 C	015330	03.77								
	230 T	004326	04.78								
	240 D	150314	01.76								
	240 TD	007370	02.78								
	250	079228	01.76								
	250 T	003285	04.78								
	280	027813	01.76								
	280 C	003416	03.77								
	280 CE	017058	03.77								
	280 E	064176	01.76								
	280 TE	004195	04.78								
	300 D	165147	01.76								
	300 TD	011092	04.78								
↓	200	126116	09.85		83.7754-0340.3	330794	2	L=340			

MERCEDES BENZ (W123) 200-300 TD Turbo (76-85)										
										
					83.7754-0340.3	330794	2		L=340	
		179857		11.80	03.85					
					12.85					
		158356			02.81					
		015331			02.81					
				06.80	07.85					
				06.80	09.85					
		004327			04.80					
				06.80	12.85					
		150315			07.85					
		007371			12.85					
		079229			07.85					
		003286			08.82					
		027814			07.81					
		003417			03.80					
		017059			07.85					
		064177			09.85					
		004196			12.85					
		165148			07.85					
		011093			12.85					
				08.80	12.85					
				01.76	09.85	13.2381-8027.2	210033		D=38	ATE
				01.76	03.85	13.2381-8028.2	210034		D=38	ATE
				01.76	01.79	13.0441-3811.2	250067		juego reparac.juntas	ATE
					02.81					
				03.77	04.80					
				06.80	07.85					
				06.80	09.85					
				01.76	07.85					
				01.76	07.85					
				01.76	07.81					
				03.77	03.80					
				03.77	07.85					
				01.76	09.85					
				01.76	07.85					
				11.80	12.85	13.2421-8021.2	210057		D=42	ATE
				04.78	04.80	13.2421-8022.2	210058		D=42	ATE
				06.80	12.85	24.9242-8021.5	230031		D=42	ATE
				02.78	12.85	24.9242-8022.5	230032		D=42	ATE
				04.78	08.82	13.0441-4206.2	250087		juego reparac.juntas	ATE
				04.78	12.85					
				04.78	12.85					
				08.80	12.85					
				01.76	09.85	13.0460-4036.2	604036	+ placa anti-ruídos ¹⁾	21035 15,0	ATE
				01.76	03.85	13.0460-3804.2	603804		21035 15,0	ATE
				01.76	01.79	13.0460-0029.2	610029		Belagsatz-Zubehör	ATE
				01.76	02.81	13.0460-0912.2	610912		Belagsatz-Zubehör	BDX
				03.77	04.80					
				06.80	07.85					
				06.80	09.85					
				01.76	07.85					
				01.76	07.85					
				01.76	07.81					
				03.77	03.80					
				03.77	07.85					
				01.76	09.85					
				01.76	07.85					
				11.80	12.85	13.0460-3804.2	603804		21035 15,0	ATE
				04.78	04.80	13.0460-0029.2	610029		Belagsatz-Zubehör	ATE
				06.80	12.85	13.0460-0912.2	610912		Belagsatz-Zubehör	BDX
				02.78	12.85					
				04.78	08.82					
				04.78	12.85					
				04.78	12.85					
				04.78	12.85					
				08.80	12.85					
				01.76	09.85	24.0110-0185.1	410185		279 10,0 8,3 +T +R	
				01.76	03.85					
				11.80	12.85					
				01.76	01.79					
				01.76	02.81					
				03.77	04.80					
				06.80	07.85					
				06.80	09.85					
				04.78	04.80					
				06.80	12.85					
				01.76	07.85					
				02.78	12.85					
				01.76	07.85					
				04.78	08.82					
				01.76	07.81					
				03.77	03.80					
				03.77	07.85					
				01.76	09.85					
				04.78	12.85					
				01.76	07.85					
				04.78	12.85					
				04.78	12.85					
				08.80	12.85					

¹⁾ + shim / + lamierino antirumore / + tôle anti-bruit / + Anti-Noise-Blech



MERCEDES BENZ (W123) 200-300 TD Turbo (76-85)

	200 200 D 200 T 220 D 230 230 C 230 CE 230 E 230 T 230 TE 240 D 240 TD 250 250 T 280 280 C 280 CE 280 E 280 TE 300 D 300 TD 300 TD Turbo			01.76 09.85 01.76 03.85 11.80 12.85 01.76 01.79 01.76 02.81 03.77 04.80 06.80 07.85 06.80 09.85 04.78 04.80 06.80 12.85 01.76 07.85 02.78 12.85 01.76 07.85 04.78 08.82 01.76 07.81 03.77 03.80 03.77 07.85 01.76 09.85 04.78 12.85 01.76 07.85 04.78 12.85 08.80 12.85	83.7704-0281.3	330804	2		L=280
	200 200 D 200 T 220 D 230 230 C 230 CE 230 E 230 T 230 TE 240 D 240 TD 250 250 T 280 280 C 280 CE 280 E 280 TE 300 D 300 TD 300 TD Turbo			01.76 09.85 01.76 03.85 11.80 12.85 01.76 01.79 01.76 02.81 03.77 04.80 06.80 07.85 06.80 09.85 04.78 04.80 06.80 12.85 01.76 07.85 02.78 12.85 01.76 07.85 04.78 08.82 01.76 07.81 03.77 03.80 03.77 07.85 01.76 09.85 04.78 12.85 01.76 07.85 04.78 12.85 08.80 12.85	03.0137-0128.2 03.0137-0171.2 03.0137-9002.2	650128 650171 669002			160 x 25 160 x 25 /Acc Bremsbacken-Zubehör
	200 200 D 200 T 220 D 230 230 E 230 T 230 TE 240 D 240 TD 250 250 T 280 280 E 280 TE 300 D 300 TD 300 TD Turbo			01.76 09.85 01.76 03.85 11.80 12.85 01.76 01.79 01.76 02.81 06.80 09.85 04.78 04.80 06.80 12.85 01.76 07.85 02.78 12.85 01.76 07.85 04.78 08.82 01.76 07.81 01.76 09.85 04.78 12.85 01.76 07.85 04.78 12.85 08.80 12.85	24.3727-0403.2 24.3727-0401.2 24.3727-0402.2	580403 580401 580402	1 <input checked="" type="checkbox"/> + volante a la izquierda ¹⁾ <input type="checkbox"/>	L=1738 L=1640 L=1616	
	230 C 230 CE 280 C 280 CE			03.77 04.80 06.80 07.85 03.77 03.80 03.77 07.85	24.3727-0401.2 24.3727-0402.2	580401 580402	<input type="checkbox"/> <input type="checkbox"/>	L=1640 L=1616	
	200 200 D 200 T 220 D 230 230 C 230 CE 230 E 230 T 230 TE 240 D 240 TD 250 250 T 280 280 C 280 CE 280 E 280 TE 300 D 300 TD 300 TD Turbo	091118 091118 015866 091118 091118 091118 091118 091118 015866 015866 091118 015866 015866 091118 091118 091118 091118 015866 091118 015866 015866		01.76 09.85 01.76 03.85 11.80 12.85 01.76 01.79 01.76 02.81 03.77 04.80 06.80 07.85 06.80 09.85 04.78 04.80 06.80 12.85 01.76 07.85 02.78 12.85 01.76 07.85 04.78 08.82 01.76 07.81 03.77 03.80 03.77 07.85 01.76 09.85 04.78 12.85 01.76 07.85 04.78 12.85 08.80 12.85	24.2419-0901.3	030041		CTR 19,05	

¹⁾ + left hand drive / + guida a sinistra / + conduite à gauche / + Linkslenker



MERCEDES BENZ (W123) 200-300 TD Turbo (76-85)

	300 TD Turbo		015866	08.80		24.2419-0901.3	030041		CTR 19,05
	200	091119		09.85		24.2419-0936.3	030062		CTR 19,05
	200 D	091119		03.85					
	200 T	015867		12.85					
	220 D	091119		01.79					
	230	091119		02.81					
	230 C	091119		04.80					
	230 CE	091119		07.85					
	230 E	091119		09.85					
	230 T	015867		04.80					
	230 TE	015867		12.85					
	240 D	091119		07.85					
	240 TD	015867		12.85					
	250	091119		07.85					
	250 T	015867		08.82					
	280	091119		07.81					
	280 C	091119		03.80					
	280 CE	091119		07.85					
	280 E	091119		09.85					
	280 TE	015867		12.85					
	300 D	091119		07.85					
	300 TD	015867		12.85					
	300 TD Turbo	015867		12.85					
	200	69	238053	01.76	08.80	03.2523-0811.3	040019		CRE 23,81
	200 D			01.76		03.0450-2311.2	082311		juego reparación CRE
	220 D			01.76	01.79				
	230			01.76	02.81				
	230 C			03.77	04.80				
	230 T			04.78	04.80				
	240 D		219674	01.76					
	240 TD		014172	02.78					
	280			01.76	07.81				
	280 C			03.77	03.80				
	300 D			01.76	07.85				
	300 TD			04.78	12.85				
	200	80		03.80	09.85	03.2523-1210.3	040021		CRE 23,81
	200 D	238054			03.85				
	200 T			11.80	12.85				
	230 CE			06.80	07.85				
	230 E			06.80	09.85				
	230 TE			06.80	12.85				
	240 D	219675			07.85				
	240 TD	014173			12.85				
	200			01.76	09.85	24.5901-0225.3	331288		L=225
	200 D			01.76	03.85				
	200 T			11.80	12.85				
	220 D			01.76	01.79				
	230			01.76	02.81				
	230 C			03.77	04.80				
	230 CE			06.80	07.85				
	230 E			06.80	09.85				
	230 T			04.78	04.80				
	230 TE			06.80	12.85				
	240 D			01.76	07.85				
	240 TD			02.78	12.85				
	250			01.76	07.85				
	250 T			04.78	08.82				
	280			01.76	07.81				
	280 C			03.77	03.80				
	280 CE			03.77	07.85				
	280 E			01.76	09.85				
	280 TE			04.78	12.85				
	300 D			01.76	07.85				
	300 TD			04.78	12.85				
	300 TD Turbo			08.80	12.85				

MERCEDES BENZ (W124) E-Klasse (85-93)

	230 E Kombi		F163537	10.85	+ con.carr.esp./ dist.ejes 2800mm ¹⁾	03.7760-2702.4	300090		10" ATE
	230 E Kombi		F161233	10.85	+ con.carr.esp./ dist.ejes 3450mm ²⁾				
	250 D Kombi		F163537	10.85	+ con.carr.esp./ dist.ejes 2800mm ¹⁾				
	250 D Kombi		F161233	10.85	+ con.carr.esp./ dist.ejes 3450mm ²⁾				
	260 E Kombi		F161233	10.85	+ con.carr.esp./ dist.ejes 3450mm ²⁾				
	300 CE 24 Cabrio			01.92	06.93				
	alle Typen Coupe			05.87	06.93				
	alle Typen Kombi			10.85	06.93				
	alle Typen Lim.			01.85	06.93	+ 4 puertas/ - 400 E/ - 500 E ³⁾			
	250 D	◀		01.90	06.93	+ 6 puertas ⁴⁾	03.2023-0825.3	010028	CMT 23,81/19,05 ATE
	260 E	◀		01.90	09.92	+ 6 puertas ⁴⁾			
	280 E	◀		10.92	06.93	+ 6 puertas ⁴⁾			
	300 CE 24 Cabrio			01.92	06.93				
	alle Typen Coupe			05.87	06.93				
	alle Typen Kombi			10.85	06.93				
	alle Typen Lim.			01.85	06.93	+ 4 puertas/ - 400 E/ - 500 E ³⁾			
	250 D	▶		01.90	06.93	+ 6 puertas ⁴⁾	03.2023-0230.3	010019	CMT 23,81/19,05 ATE
	260 E	▶		01.90	09.92	+ 6 puertas ⁴⁾			
	280 E	▶		10.92	06.93	+ 6 puertas ⁴⁾			

¹⁾ + special body/wheel base 2800mm / + carrozz. spec./ passo 2800mm / + caross.spéc./ empatt. 2800mm / + Spezialaufbau/Radstand 2800mm
²⁾ + special body/wheel base 3450mm / + carrozz. spec./ passo 3450mm / + caross.spéc./ empatt. 3450mm / + Spezialaufbau/Radstand 3450mm
³⁾ + 4 door/ - 400 E/ - 500 E / + 4 porte/ - 400 E/ - 500 E / + 4 portes/ - 400 E/ - 500 E / + 4 türig/ - 400 E/ - 500 E
⁴⁾ + 6 door / + 6 porte / + 6 portes / + 6 türig





MERCEDES BENZ (W124) E-Klasse (85-93)

	400 E 500 E		B927760	10.92 01.91	06.93		03.2025-0211.3	010034		CMT 25,40/19,05	ATE
	200 200 CE 200 D 200 E 200 T 200 TD 200 TE 230 CE 230 E 230 E 230 E Kombi 230 TE 250 D 250 D Kombi 250 TD 300 D 300 TD	A323451	A797178 A805931 A279007 F081909 F081909	01.85 04.90 01.85 01.85 10.85 10.85 10.88 05.87 01.85 01.85 10.85 01.85 10.85 10.85 04.86	02.90 09.92 06.93 09.92 02.90 08.91 09.92	+ construcc.carroceria especial ¹⁾ + 4 puertas ²⁾ + construcc.carroceria especial ¹⁾	24.3541-1725.5 24.3541-1726.5 11.0441-5404.2 11.0101-5403.2	240003 240004 250029 260010	<input type="checkbox"/> <input type="checkbox"/>	D=54, - soporte D=54, - soporte juego reparac.juntas juego suspens.neumat.	LUC LUC LUC LUC
	200 CE 200 E 200 TE 220 CE 220 E 220 TE 230 CE 230 E 230 E 230 E Kombi 230 TE 250 D 250 D Turbo 250 TD Turbo 260 E 260 E 260 E Kombi 280 E 280 TE 300 CE 300 D Turbo 300 E 300 TD Turbo 300 TE	A797179 A279008 A805932 F081910 F081910	A323450	10.92 10.92 10.92 10.92 10.92 10.92 09.92 09.92 09.92 01.90 09.88 04.90 01.85 01.90 10.85 10.92 10.92 09.87 01.85 10.85 10.85	06.93 06.93 06.93 06.93 06.93 09.92 09.92 09.92 06.93 06.93 06.93 09.92 09.92 09.92 06.93 06.93 09.92 06.93 09.92 06.93 06.93 06.93	+ 6 puertas ³⁾ + 4 puertas ²⁾ + 6 puertas ³⁾ + construcc.carroceria especial ¹⁾ + distancia entre ejes 2800 mm ⁴⁾	24.3541-1603.5 24.3541-1604.5 24.0101-3601.2	240037 240038 260044	<input type="checkbox"/> <input type="checkbox"/> <input type="checkbox"/>	D=54, - soporte D=54, - soporte Bremsattel-Zubehör	LUC LUC LUC
	280 E 280 E Kombi 300 CE 24 Cabrio 300 CE 24 Coupe 300 E 24 300 TE 24 320 CE 320 E 320 TE	B884946 F242721	B862121 B864307 F242721	10.92 10.92 01.92 09.89 09.89 09.89 10.92 10.92 10.92	06.93 06.93 06.93 09.92 09.92 09.92	+ distancia entre ejes 3600 mm ⁵⁾ + construcc.carroceria especial ¹⁾	13.0441-4214.2	250091		juego reparac.juntas	ATE
	280 E 280 E Kombi 320 CE 320 E 320 TE 400 E 500 E	B884947 F242722 B862122 B864308 F242722	B938568	06.93 06.93 06.93 06.93 10.92 01.91	06.93 06.93 06.93 06.93	+ distancia entre ejes 3600 mm ⁵⁾ + construcc.carroceria especial ¹⁾	13.0441-4214.2	250091		juego reparac.juntas	ATE
	400 E 500 E	B938569 B927761	B927760	06.93 06.93			24.9442-8003.5 24.9442-8004.5	230053 230054	<input type="checkbox"/> <input type="checkbox"/>	D=42/38 D=42/38	ATE ATE
	200 200 CE 200 D 200 E 220 CE 220 E 230 CE 230 E 250 D 250 D Turbo 260 E 260 E 4-Matic 280 E 300 CE 300 D 300 D 4-Matic 300 D Turbo 300 E 300 E 4-Matic			01.85 04.90 01.85 01.85 10.92 10.92 05.87 01.85 01.85 09.88 01.85 05.85 10.92 05.87 01.85 12.86 09.87 01.85 11.86	02.90 06.93 06.93 06.93 06.93 06.93 09.92 09.92 06.93 06.93 09.92 08.91 06.93 09.92 06.93 08.91 06.93 09.92 06.93	+ distancia entre ejes 2800 mm ⁴⁾	13.0460-2927.2 13.0470-2927.2 24.8190-0402.2	602927 LD2927 620402	2	20941 19,3 /DD/T 20941 19,3 /DD/T CD L=68(150)mm	LUC LUC
	200 T 200 TD 200 TE 220 TE			10.85 10.85 10.88 10.92	02.90 08.91 06.93 06.93		13.0460-2927.2 13.0470-2927.2 24.8190-0402.2	602927 LD2927 620402	2	20941 19,3 /DD/T 20941 19,3 /DD/T CD L=68(150)mm	LUC LUC






1) + special body / + carrozzeria speciale / + carrosserie spéciale / + Spezialaufbau
2) + 4 door / + 4 porte / + 4 portes / + 4 türig
3) + 6 door / + 6 porte / + 6 portes / + 6 türig
4) + wheel base 2800 mm / + passo 2800 mm / + empattement 2800 mm / + Radstand 2800mm
5) + wheel base 3600 mm / + passo 3600 mm / + empattement 3600 mm / + Radstand 3600mm



MERCEDES BENZ (W124) E-Klasse (85-93)

	280 E	B884947		06.93	+ distancia entre ejes 3600 mm ¹⁾	24.0125-0107.1	425107	4		294 25,0 22,4 V L +R tornillo de soporte										
	280 E Kombi	F242722		06.93	+ construcc.carroceria especial ²⁾	13.8190-0242.1	990124													
	320 CE	B862122		06.93																
	320 E	B864308		06.93																
	320 TE	F242722		06.93																
	400 E		B938568	10.92																
	500 E		B927760	01.91		24.0128-0103.1	428103			300 28,0 25,4 V L +R										
	400 E	B938569		06.93		24.0130-0121.1	430121	4	<input type="checkbox"/>	320 30,0 28,0 V L +R 320 30,0 28,0 V L +R tornillo de soporte										
	500 E	B927761		06.93		24.0130-0122.1	430122													
	alle Typen			01.85	06.93	83.7754-0340.3	330794	2		L=340										
	alle Typen 4-Matic			05.85	06.93	83.6154-0526.3	330285	2		L=525										
	200			01.85	02.90	13.2351-8005.2	210014	<input type="checkbox"/>	<input type="checkbox"/>	D=35 D=35 D=35 D=35 juego reparac.juntas ATE ATE ATE ATE ATE ATE										
	200 CE			04.90	06.93	13.2351-8006.2	210015													
	200 D			01.85	06.93	24.9235-8005.5	230023													
	200 E			01.85	06.93	24.9235-8006.5	230024													
	220 CE			10.92	06.93	13.0441-3505.2	250051													
	220 E			10.92	06.93															
	230 CE			05.87	09.92															
	230 E			01.85	09.92															
	250 D			01.85	06.93	+ distancia entre ejes 2800 mm ³⁾														
	250 D Turbo			09.88	06.93															
	260 E			01.85	09.92	- ASR/+ dist.entre ejes 2800mm ⁴⁾														
	260 E 4-Matic			05.85	08.91															
	280 E			10.92	06.93	- ASR/+ dist.entre ejes 2800mm ⁴⁾														
	300 CE			05.87	09.92	- ASR														
	300 D			01.85	06.93															
	300 D 4-Matic			12.86	08.91															
	300 D Turbo			09.87	06.93															
	300 E			01.85	09.92	- ASR														
	300 E 4-Matic			11.86	06.93															
	200 T			10.85	02.90		13.2381-8035.2				210037	<input type="checkbox"/>	<input type="checkbox"/>	D=38 D=38 D=38 D=38 juego reparac.juntas ATE ATE ATE ATE ATE ATE						
	200 TD			10.85	06.93		13.2381-8036.2				210038									
	200 TE			10.88	06.93		24.9238-8035.5				230025									
	220 TE			10.92	06.93		24.9238-8036.5				230026									
	230 E Kombi			01.85	09.92	+ construcc.carroceria especial ²⁾	13.0441-3811.2				250067									
	230 TE			10.85	09.92		13.0441-3817.2				250071									
	250 D			01.90	06.93	+ distancia entre ejes 3600 mm ¹⁾														
	250 D Kombi			10.85	06.93	+ construcc.carroceria especial ²⁾														
	250 TD			10.85	06.93															
	250 TD Turbo			04.90	06.93	+														
	260 E			01.90	09.92	+ distancia entre ejes 3600 mm ¹⁾														
	260 E Kombi			10.85	09.92	+ construcc.carroceria especial ²⁾														
	280 TE			10.92	06.93															
	300 CE 24 Cabrio			01.92	06.93															
	300 CE 24 Coupe			09.89	09.92															
	300 E 24			09.89	09.92															
300 TD			04.86	06.93																
300 TD Turbo			10.85	06.93																
300 TD Turbo 4-Matic			03.87	06.93																
300 TE			10.85	09.92																
300 TE 4-Matic			11.86	06.93																
320 CE			10.92	06.93																
320 E			10.92	06.93																
400 E			10.92	06.93		13.2381-8033.2	210222	<input type="checkbox"/>	<input type="checkbox"/>	D=38 D=38 D=38 D=38 juego reparac.juntas ATE ATE ATE ATE ATE ATE										
500 E		B927760	01.91			13.2381-8034.2	210223													
						24.9238-8033.5	230015													
						24.9238-8034.5	230016													
						13.0441-3817.2	250071													
500 E		B927761		06.93		13.2421-8025.2	210061				<input type="checkbox"/>				<input type="checkbox"/>	D=42 D=42 juego reparac.juntas ATE ATE ATE ATE ATE ATE				
						13.2421-8026.2	210062													
						13.0441-4216.2	250093													
200				01.85	02.90	13.0460-4034.2	604034										<input type="checkbox"/>	<input type="checkbox"/>	20687 15,5 Belagsatz-Zubehör ATE ATE ATE ATE ATE ATE	
200 CE				04.90	06.93	13.0460-0186.2	610186													
200 D				01.85	06.93															
200 E				01.85	06.93															
220 CE				10.92	06.93															
220 E				10.92	06.93															
230 CE				05.87	09.92															
230 E				01.85	09.92															
250 D				01.85	06.93	+ distancia entre ejes 2800 mm ³⁾														
250 D Turbo				09.88	06.93															
260 E				01.85	09.92	- ASR/+ dist.entre ejes 2800mm ⁴⁾														
260 E 4-Matic				05.85	08.91															
280 E				10.92	06.93	- ASR/+ dist.entre ejes 2800mm ⁴⁾														
300 CE				05.87	09.92	- ASR														
300 D				01.85	06.93															
300 D 4-Matic				12.86	08.91															
300 D Turbo				09.87	06.93															
300 E				01.85	09.92	- ASR														
300 E 4-Matic				11.86	06.93															
200 T				10.85	02.90		13.0460-3805.2					603805	4	+ ASR						21197 15,0 /DD ATE 21197 15,0 /DD ATE Belagsatz-Zubehör ATE CD L=95mm
200 TD				10.85	08.91		13.0470-3805.2					LD3805								
200 TE				10.88	06.93		13.0460-0215.2					610215								
220 TE				10.92	06.93		24.8190-0401.2					620401								

¹⁾ + wheel base 3600 mm / + passo 3600 mm / + empattement 3600 mm / + Radstand 3600mm
²⁾ + special body / + carrozzeria speciale / + carrosserie spéciale / + Spezialaufbau
³⁾ + wheel base 2800 mm / + passo 2800 mm / + empattement 2800 mm / + Radstand 2800mm
⁴⁾ - ASR/ + wheel base 2800mm / - ASR/+ passo 2800mm / - ASR/+ empattement 2800mm / - ASR/ + Radstand 2800mm
⁵⁾ - WD fixture / - fissaggio segnalatore usura / - fixation de DA / - WE Befestigung
⁶⁾ + WD fixture / + fissaggio segnalatore usura / + fixation de DA / + WE Befestigung

MERCEDES BENZ (W124) E-Klasse (85-93)										
	230 E Kombi		01.85	09.92	+ construcc.carroceria especial ¹⁾	13.0460-3805.2	603805		21197 15,0 /DD	ATE
	230 TE		10.85	09.92		13.0470-3805.2	LD3805		21197 15,0 /DD	ATE
	250 D		01.90	06.93	+ distancia entre ejes 3600 mm ²⁾	13.0460-0215.2	610215		Belagsatz-Zubehör	ATE
	250 D Kombi		10.85	06.93	+ construcc.carroceria especial ¹⁾	24.8190-0401.2	620401	4	CD L=95mm	
	250 TD		10.85	06.93						
	250 TD Turbo		04.90	06.93	+ 					
	260 E		01.90	09.92	+ distancia entre ejes 3600 mm ²⁾					
	260 E Kombi		10.85	09.92	+ construcc.carroceria especial ¹⁾					
	280 TE		10.92	06.93						
	300 CE 24 Cabrio		01.92	06.93						
	300 CE 24 Coupe		09.89	09.92						
	300 E 24		09.89	09.92						
	300 TD		04.86	06.93						
	300 TD Turbo		10.85	06.93						
	300 TD Turbo 4-Matic		03.87	06.93						
	300 TE		10.85	09.92						
	300 TE 4-Matic		11.86	06.93						
	320 CE		10.92	06.93						
	320 E		10.92	06.93						
	260 E		09.89	09.92	+ ASR/ + dist.entre ejes 2800 mm ³⁾	13.0460-3504.2	603504		21301 15,5 /DD	ATE
280 E		10.92	06.93	+ ASR/ + dist.entre ejes 2800 mm ³⁾	24.8190-0401.2	620401	4	CD L=95mm		
300 CE		09.89	09.92	+ ASR						
300 E		09.89	09.92	+ ASR						
280 E		10.92	06.93	+ distancia entre ejes 3600 mm ²⁾	13.0460-3805.2	603805		21197 15,0 /DD	ATE	
280 E Kombi		10.92	06.93	+ construcc.carroceria especial ¹⁾	13.0470-3805.2	LD3805		21197 15,0 /DD	ATE	
300 TE 24		09.89	09.92		24.8190-0401.2	620401	4	CD L=95mm		
320 TE		10.92	06.93							
400 E		10.92	06.93		13.0460-3805.2	603805		21197 15,0 /DD	ATE	
500 E	B927760	01.91			13.0470-3805.2	LD3805		21197 15,0 /DD	ATE	
					24.8190-0401.2	620401	4	CD L=95mm		
500 E	B927761		06.93		13.0460-4047.2	604047		21305 15,7 /WE	ATE	
					13.0470-4047.2	LD4047		21305 15,7 /WE	ATE	
					24.8190-0401.2	620401	4	CD L=95mm		
	200		01.85	02.90		24.0109-0120.1	409120		258 9,0 7,3 +T +R	
	200 CE		04.90	06.93						
	200 D		01.85	06.93						
	200 E		01.85	06.93						
	220 CE		10.92	06.93						
	220 E		10.92	06.93						
	230 CE		05.87	09.92						
	230 E		01.85	09.92						
	250 D		01.85	06.93	+ distancia entre ejes 2800 mm ⁴⁾					
	250 D Turbo		09.88	06.93						
	260 E		01.85	09.92	+ distancia entre ejes 2800 mm ⁴⁾					
	260 E 4-Matic		05.85	08.91						
	280 E		10.92	06.93	+ distancia entre ejes 2800 mm ⁴⁾					
	300 CE		05.87	09.92						
	300 D		01.85	06.93						
	300 D 4-Matic		12.86	08.91						
	300 D Turbo		09.87	06.93						
	300 E		01.85	09.92						
	300 E 4-Matic		11.86	06.93						
	200 T		10.85	02.90		24.0109-0114.1	409114		278 9,0 7,3 +T +R	
	200 TD		10.85	08.91		24.0309-0114.1	509114		278 9,0 7,3 +T +R PD	
	200 TE		10.88	06.93						
	220 TE		10.92	06.93						
	230 E Kombi		01.85	06.93	+ construcc.carroceria especial ¹⁾					
	230 TE		10.85	09.92						
	250 D		01.90	06.93	+ distancia entre ejes 3600 mm ²⁾					
	250 D Kombi		10.85	06.93	+ construcc.carroceria especial ¹⁾					
	250 TD		10.85	06.93						
	250 TD Turbo		04.90	06.93	+ 					
	260 E		01.90	09.92	+ distancia entre ejes 3600 mm ²⁾					
	260 E Kombi		10.85	06.93	+ construcc.carroceria especial ¹⁾					
	280 TE		10.92	06.93						
	300 CE 24 Cabrio		01.92	06.93						
	300 CE 24 Coupe		09.89	09.92						
	300 E 24		09.89	09.92						
	300 TD		04.86	06.93						
	300 TD Turbo		10.85	06.93						
	300 TD Turbo 4-Matic		03.87	06.93						
	300 TE		10.85	09.92						
	300 TE 4-Matic		11.86	06.93						
320 CE		10.92	06.93							
320 E		10.92	06.93							
280 E		10.92	06.93	+ distancia entre ejes 3600 mm ²⁾	24.0120-0199.1	420199		278 19,9 17,4 V L		
280 E Kombi		10.92	06.93	+ construcc.carroceria especial ¹⁾						
300 TE 24		09.89	09.92							
320 TE		10.92	06.93							
400 E		10.92	06.93		24.0124-0188.1	424188		278 24,0 21,4 V L +R		
500 E	B927761		06.93		24.0122-0218.1	422218		300 22,0 19,4 V L +R		
	alle Typen		01.85	06.93		83.7704-0281.3	330804	2	L=280	

¹⁾ + special body / + carrozzeria speciale / + carrosserie spéciale / + Spezialaufbau

²⁾ + wheel base 3600 mm / + passo 3600 mm / + empattement 3600 mm / + Radstand 3600mm

³⁾ + ASR/ + wheel base 2800mm / + ASR/ + passo 2800mm / + ASR/ + empattement 2800mm / + ASR/ + Radstand 2800mm

⁴⁾ + wheel base 2800 mm / + passo 2800 mm / + empattement 2800 mm / + Radstand 2800mm



MERCEDES BENZ (W124) E-Klasse (85-93)

	alle Typen		01.85	06.93		03.0137-0170.2	650170		164 x 20 /Acc	
	alle Typen Kombi		10.85	06.93	- distancia entre ejes 3450mm ¹⁾	24.3727-0411.2	580411	1	+ volante a la izquierda ²⁾	L=2496
	alle Typen Lim.		01.85	06.93	- distancia entre ejes 3600mm ³⁾	24.3727-0409.2	580409	2		L=1060
	alle Typen Coupe		05.87	06.93		24.3727-0409.2	580409	2		L=1060
	alle Typen		01.85	06.93		24.2419-0915.3	030045		+ fundición de gris ⁴⁾	CTR 19,05
						24.2419-1703.3	030097		+ aluminio ⁵⁾	CTR 19,05
	200		01.85	02.90		03.2523-1210.3	040021			CRE 23,81
	200 CE		04.90	06.93						
	200 D		01.85	06.93						
	200 E		01.85	06.93						
	200 T		10.85	02.90						
	200 TD		10.85	08.91						
	200 TE		10.88	06.93						
	230 CE		05.87	08.89						
	230 E		01.85	08.89						
	230 TE		10.85	08.89						
	250 D		01.85	08.89						
	250 TD		10.85	08.89						
	260 E		01.85	08.89						
	260 E 4-Matic		05.85	08.89						
	300 CE		05.87	08.89						
	300 D		01.85	08.89						
	300 E		01.85	08.89						
	300 E 4-Matic		11.86	08.89						
	300 TD		04.86	08.89						
	300 TE		10.85	08.89						
300 TE 4-Matic		11.86	08.89							
	220 CE		10.92	06.93		03.2523-1310.3	040022			CRE 23,81
	220 E		10.92	06.93						
	220 TE		10.92	06.93						
	230 CE		09.89	09.92						
	230 E		09.89	09.92						
	230 TE		09.89	09.92						
	250 D		09.89	06.93						
	250 D Turbo		09.88	06.93						
	250 TD		09.89	06.93						
	250 TD Turbo		04.90	06.93	+ ①					
	260 E		09.89	09.92						
	260 E 4-Matic		09.89	08.91						
	280 TE		10.92	06.93						
	300 CE		09.89	09.92						
	300 CE 24 Cabrio		01.92	06.93						
	300 CE 24 Coupe		09.89	09.92						
	300 D		09.89	06.93						
	300 D 4-Matic		09.89	08.91						
	300 E		09.89	09.92						
	300 E 24		09.89	09.92						
300 E 4-Matic		09.89	06.93							
300 TD		09.89	06.93							
300 TE		09.89	09.92							
300 TE 24		09.89	09.92							
300 TE 4-Matic		09.89	06.93							
320 CE		10.92	06.93							
320 E		10.92	06.93							
320 TE		10.92	06.93							

MERCEDES BENZ (W126) 260 SE-560 SEC (80-91)

	280 S		01.80	07.85		03.6855-1202.4	300056			9" Tandem	ATE
	280 SE		01.80	07.85							
	280 SEL		05.80	07.85							
	380 SE		01.80	08.85							
	380 SEC		06.81	07.85							
	380 SEL		05.80	07.85							
	500 SE		01.80	08.85							
	500 SEC		06.81	08.85							
500 SEL		05.80	08.85								
	280 S	027696	01.80			03.2023-0166.3	010015			CMT 23,81/19,05	ATE
	280 SE	095332	01.80								
	280 SEL	095332	05.80								
	380 SE	048641	01.80								
	380 SEC	007911	06.81								
	380 SEL	048641	05.80								
	500 SE	036885	01.80								
	500 SEC	007817	06.81								
500 SEL	036885	05.80									
	280 S	027697		07.85		03.2025-0111.3	010033			CMT 25,40/19,05	ATE
	280 SE	095333		07.85							
	280 SEL	095333		07.85							
	380 SE	048642		08.85							
	380 SEC	007912		07.85							
	380 SEL	048642		07.85							
	500 SE	036886		08.85							
	500 SEC	007818		08.85							

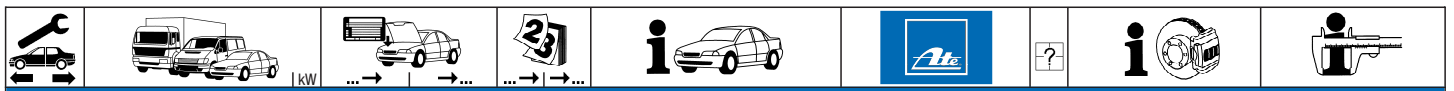
¹⁾ - wheel base 3450mm / - passo 3450mm / - empattement 3450mm / - Radstand 3450mm

²⁾ - left hand drive / + guida a sinistra / + conduite à gauche / + Linkslenker

³⁾ - wheel base 3600mm / - passo 3600mm / - empattement 3600mm / - Radstand 3600mm

⁴⁾ - cast iron / + ghisa / + fonte grise / + GG

























⁵⁾ - aluminium / + alluminio / + aluminium / + ALU

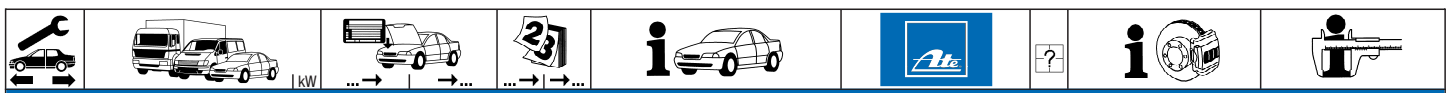


MERCEDES BENZ (W126) 260 SE-560 SEC (80-91)

	500 SEL	036886		08.85		03.2025-0111.3	010033			CMT 25,40/19,05	ATE
	260 SE			09.85	03.91	03.2025-0211.3	010034			CMT 25,40/19,05	ATE
	300 SE			09.85	03.91						
	300 SEL			09.85	03.91						
	420 SE			09.85	03.91						
	420 SEC			09.85	08.91						
	420 SEL			09.85	03.91						
	500 SE			09.85	03.91						
	500 SEC			09.85	08.91						
	500 SEL			09.85	03.91						
	560 SE			07.88	03.91						
	560 SEC			09.85	08.91						
	560 SEL			09.85	03.91						
	280 S			01.80	07.85	13.2601-8031.2	210163			D=60	ATE
	280 SE			01.80	07.85	13.2601-8032.2	210164			D=60	ATE
	280 SEL			05.80	07.85	24.9260-8031.5	230045			D=60	ATE
	380 SE			01.80	08.85	24.9260-8032.5	230046			D=60	ATE
	380 SEL			05.80	07.85	13.0441-6003.2	250128			juego reparac.juntas	ATE
	500 SE			01.80	08.85						
	500 SEL			05.80	08.85						
	260 SE			09.85	03.91	13.2571-8023.2	210127			D=57	ATE
	300 SE			09.85	03.91	13.2571-8024.2	210128			D=57	ATE
	300 SEL			09.85	03.91	24.9257-8024.5	230034			D=57	ATE
	420 SE			09.85	03.91	13.0441-5724.2	250125			juego reparac.juntas	ATE
	420 SEC			09.85	08.91						
	420 SEL			09.85	03.91						
	500 SE			09.85	03.91						
	500 SEC			09.85	08.91						
	500 SEL			09.85	03.91						
	560 SE			07.88	03.91						
	560 SEC			09.85	08.91						
	560 SEL			09.85	03.91						
	280 S			01.80	07.85	13.0460-9029.2	609029			20341 16,7 /DD	ATE
	280 SE			01.80	07.85	13.0460-0132.2	610132			Belagsatz-Zubehör	ATE
	280 SEL			05.80	07.85	24.8190-0401.2	620401	4		CD L=95mm	
	380 SE			01.80	08.85						
	380 SEL			05.80	07.85						
	500 SE			01.80	08.85						
	500 SEL			05.80	08.85						
	260 SE			09.85	03.91	13.0460-9029.2	609029			20341 16,7 /DD	ATE
	300 SE			09.85	03.91	13.0460-0197.2	610197			Belagsatz-Zubehör	ATE
	300 SEL			09.85	03.91	24.8190-0401.2	620401	4		CD L=95mm	
	420 SE			09.85	03.91						
	420 SEC			09.85	08.91						
	420 SEL			09.85	03.91						
	500 SE			09.85	03.91						
	500 SEC			09.85	08.91						
	500 SEL			09.85	03.91						
	560 SE			07.88	03.91						
	560 SEC			09.85	08.91						
	560 SEL			09.85	03.91						
	280 S			01.80	07.85	24.0122-0116.1	422116			278 22,0 19,4 V	
	280 SE			01.80	07.85						
	280 SEL			05.80	07.85						
	380 SE			01.80	08.85						
	380 SEL			05.80	07.85						
	500 SE			01.80	08.85						
	500 SEL			05.80	08.85						
	260 SE			09.85	03.91	24.0128-0102.1	428102			300 28,0 25,4 V L +R	
	300 SE			09.85	03.91						
	300 SEL			09.85	03.91						
	420 SE			09.85	03.91						
	420 SEC			09.85	08.91						
	420 SEL			09.85	03.91						
	500 SE			09.85	03.91						
	500 SEC			09.85	08.91						
	500 SEL			09.85	03.91						
	560 SE			07.88	03.91						
	560 SEC			09.85	08.91						
	560 SEL			09.85	03.91						
	260 SE			09.85	03.91	83.7754-0340.3	330794	2		L=340	
	280 S			01.80	07.85						
	280 SE			01.80	07.85						
	280 SEL			05.80	07.85						
	300 SE			09.85	03.91						
	300 SEL			09.85	03.91						
	380 SE			01.80	08.85						
	380 SEC			06.81	07.85						
	380 SEL			05.80	07.85						
	420 SE			09.85	03.91						
	420 SEC			09.85	08.91						
	420 SEL			09.85	03.91						
	500 SE			01.80	03.91						
	500 SEC			06.81	08.91						
	500 SEL			05.80	03.91						
	560 SE			07.88	03.91						



								
MERCEDES BENZ (W126) 260 SE-560 SEC (80-91)								
	560 SEC 560 SEL			09.85 08.91 09.85 03.91	83.7754-0340.3	330794	2	L=340
	260 SE 280 S 280 SE 280 SEL 300 SE 300 SEL 380 SE 380 SEC 380 SEL 420 SE 420 SEC 420 SEL			09.85 03.91 01.80 07.85 01.80 07.85 05.80 07.85 09.85 03.91 09.85 03.91 01.80 08.85 06.81 07.85 05.80 07.85 09.85 03.91 09.85 08.91 09.85 03.91	13.2381-8027.2 13.2381-8028.2 13.0441-3811.2	210033 210034 250067	 	D=38 D=38 juego reparac.juntas ATE ATE ATE
	500 SE 500 SEC 500 SEL 560 SE 560 SEC 560 SEL			01.80 03.91 06.81 08.91 05.80 03.91 07.88 03.91 09.85 08.91 09.85 03.91	13.2381-8029.2 13.2381-8030.2 13.0441-3811.2	210035 210036 250067	 	D=38 D=38 juego reparac.juntas ATE ATE ATE
	260 SE 280 S 280 SE 280 SEL 300 SE 300 SEL 380 SE 380 SEC 380 SEL 420 SE 420 SEC 420 SEL 500 SE 500 SEC 500 SEL 560 SE 560 SEC 560 SEL			09.85 03.91 01.80 07.85 01.80 07.85 05.80 07.85 09.85 03.91 09.85 03.91 01.80 08.85 06.81 07.85 05.80 07.85 09.85 03.91 09.85 08.91 09.85 03.91 01.80 03.91 06.81 08.91 05.80 03.91 07.88 03.91 09.85 08.91 09.85 03.91	13.0460-3804.2 13.0460-0029.2 13.0460-0912.2 24.8190-0401.2	603804 610029 610912 620401	4 - ASR + ASR	21035 15,0 Belagsatz-Zubehör Belagsatz-Zubehör CD L=95mm ATE ATE BDX
	260 SE 280 S 280 SE 280 SEL 300 SE 300 SEL 380 SE 380 SEC 380 SEL 420 SE 420 SEC 420 SEL			09.85 03.91 01.80 07.85 01.80 07.85 05.80 07.85 09.85 03.91 09.85 03.91 01.80 08.85 06.81 07.85 05.80 07.85 09.85 03.91 09.85 08.91 09.85 03.91	24.0110-0185.1	410185		279 10,0 8,3 +T +R
	500 SE 500 SEC 500 SEL 560 SE 560 SEC 560 SEL			01.80 03.91 06.81 08.91 05.80 03.91 07.88 03.91 09.85 08.91 09.85 03.91	24.0110-0185.1	410185		279 10,0 8,3 +T +R
	260 SE 280 S 280 SE 280 SEL 300 SE 300 SEL 380 SE 380 SEC 380 SEL 420 SE 420 SEC 420 SEL			09.85 03.91 01.80 07.85 01.80 07.85 05.80 07.85 09.85 03.91 09.85 03.91 01.80 08.85 06.81 07.85 05.80 07.85 09.85 03.91 09.85 08.91 09.85 03.91	83.7704-0281.3	330804	2	L=280
	500 SE 500 SEC 500 SEL 560 SE 560 SEC 560 SEL			01.80 03.91 06.81 08.91 05.80 03.91 07.88 03.91 09.85 08.91 09.85 03.91	83.6204-0280.3	330732	2	L=280
	260 SE 280 S 280 SE 280 SEL 300 SE 300 SEL 380 SE 380 SEC 380 SEL 420 SE 420 SEC			09.85 03.91 01.80 07.85 01.80 07.85 05.80 07.85 09.85 03.91 09.85 03.91 01.80 08.85 06.81 07.85 05.80 07.85 09.85 03.91 09.85 08.91	03.0137-0128.2 03.0137-0171.2 03.0137-9002.2	650128 650171 669002		160 x 25 160 x 25 /Acc Bremsbacken-Zubehör
				09.85 08.91				



MERCEDES BENZ (W126) 260 SE-560 SEC (80-91)

	420 SEL 500 SE 500 SEC 500 SEL 560 SE 560 SEC 560 SEL			09.85 01.80 06.81 05.80 07.88 09.85 09.85	03.91 03.91 08.91 03.91 03.91 08.91 03.91			03.0137-0128.2 03.0137-0171.2 03.0137-9002.2	650128 650171 669002			160 x 25 160 x 25 /Acc Bremsbacken-Zubehör
	260 SE 280 S 280 SE 280 SEL 300 SE 300 SEL 380 SE 380 SEC 380 SEL 420 SE 420 SEC 420 SEL			09.85 01.80 01.80 05.80 09.85 09.85 01.80 06.81 05.80 09.85 09.85 09.85	03.91 07.85 07.85 07.85 03.91 03.91 08.85 07.85 07.85 03.91 08.91 03.91			24.3727-0416.2 24.3727-0417.2	580416 580417	<input type="checkbox"/> <input type="checkbox"/>		L=1088 L=1108
	280 S 280 SE 280 SEL		049604 049604 049604	01.80 01.80 05.80				24.2419-0901.3	030041			CTR 19,05
	260 SE 280 S 280 SE 280 SEL 300 SE 300 SEL	049605 049605 049605		09.85 07.85 07.85 07.85 09.85 09.85	03.91 07.85 07.85 07.85 03.91 03.91			24.2419-0935.3	030061			CTR 19,05
	280 S 280 SE 280 SEL			01.80 01.80 05.80	07.85 07.85 07.85			03.2523-0811.3 03.0450-2311.2	040019 082311			CRE 23,81 juego reparación CRE
	260 SE 300 SE 300 SEL			09.85 09.85 09.85	03.91 03.91 03.91			03.2523-1210.3	040021			CRE 23,81

MERCEDES BENZ (W128) 220 SE (58-60)

	220 SE			01.58	12.60			03.3126-0505.3	010294			CM 26,99	ATE
	220 SE			01.58	12.60			03.3508-3600.3	310030			depósito	
















MERCEDES BENZ (W180) 220 S (56-59)

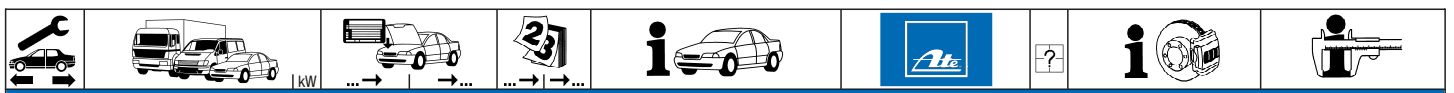
	220 S			01.56	12.59			03.3126-0505.3	010294			CM 26,99	ATE
	220 S			01.56	12.59			03.3508-3600.3	310030			depósito	

MERCEDES BENZ (W201) 190-190 E 2,6 (82-93)

	190 E 2.3 16V 190 E 2.5 16V 190 E 2.6			07.84 09.88 04.86	08.88 05.93 05.93			03.7760-2702.4	300090			10"	ATE
	190 190 D 190 D 2.5 190 D 2.5 Turbo 190 E 1.8 190 E 2.0 190 E 2.3			04.82 09.83 05.85 11.87 03.90 04.82 09.83	02.90 05.93 05.93 05.93 05.93 05.93 05.93			24.2022-1601.3	010340			CMT 22,20/17,46	
	190 E 2.3 16V 190 E 2.5 16V 190 E 2.6			07.84 09.88 04.86	08.88 05.93 05.93			03.2023-0230.3	010019			CMT 23,81/19,05	ATE
	190 E 2.3 16V 190 E 2.5 16V 190 E 2.6			07.84 09.88 04.86	08.88 05.93 05.93			03.2023-0825.3	010028			CMT 23,81/19,05	ATE
	190 E 2.5 16V Evolut. 173			03.89	05.93			03.2025-0211.3	010034			CMT 25,40/19,05	ATE
	190 190 D 190 D 2.2 190 D 2.5 190 E 1.8 190 E 2.0			04.82 09.83 09.83 05.85 03.90 04.82	02.90 05.93 05.93 05.93 05.93 05.93			24.3541-1631.5 24.3541-1632.5 11.0441-5404.2 11.0101-5403.2	240413 240414 250029 260010	<input type="checkbox"/> <input type="checkbox"/> <input type="checkbox"/> <input type="checkbox"/>		D=54, - soporte D=54, - soporte juego reparac.juntas juego suspens.neumát.	LUC LUC LUC LUC
	190 E 2.3 16V 190 E 2.5 16V			07.84 09.88	08.88 05.93			24.3541-1603.5 24.3541-1604.5 24.0101-3601.2	240037 240038 260044	<input type="checkbox"/> <input type="checkbox"/> <input type="checkbox"/>		D=54, - soporte D=54, - soporte Bremsattel-Zubehör	LUC LUC LUC
	190 E 2.5 16V Evolut. 173		F 723281	03.89				24.9442-8003.5 24.9442-8004.5 13.0441-4214.2	230053 230054 250091	<input type="checkbox"/> <input type="checkbox"/> <input type="checkbox"/>		D=42/38 D=42/38 juego reparac.juntas	ATE ATE ATE
	190 E 2.5 16V Evolut. 173	F 723282		05.93				24.9442-8003.5 24.9442-8004.5	230053 230054	<input type="checkbox"/> <input type="checkbox"/>		D=42/38 D=42/38	ATE ATE



											
MERCEDES BENZ (W201) 190-190 E 2,6 (82-93)											
	190		04.82	02.90	13.0460-2923.2	602923		21055 17,0 /DD/T CD L=68(150)mm	LUC		
	190 D		09.83	05.93	24.8190-0402.2	620402					
	190 D 2.2		09.83	09.85 + (USA)							
	190 D 2.5		05.85	05.93							
	190 D 2.5 Turbo		11.87	05.93							
	190 E 1.8		03.90	05.93							
	190 E 2.0		04.82	05.93							
	190 E 2.3		09.83	05.93							
	190 E 2.6		04.86	05.93							
	190 E 2.3 16V		07.84	08.88	13.0460-2927.2	602927				20941 19,3 /DD/T	LUC
190 E 2.5 16V		09.88	05.93	13.0470-2927.2	LD2927		20941 19,3 /DD/T				
				24.8190-0402.2	620402	2		CD L=68(150)mm			
190 E 2.5 16V Evolut.	173		03.89	05.93	13.0460-4201.2	604201		21153 17,5 /DD	ATE		
					13.0460-0219.2	610219		Belagsatz-Zubehör			
					24.8190-0401.2	620401	4	CD L=95mm			
	190		04.82	02.90	24.0111-0137.1	411137		262 11,0 9,0 +T +R tornillo de soporte			
	190 D		09.83	05.93	13.8190-0242.1	990124	4				
	190 D 2.2		09.83	09.85 + (USA)							
	190 D 2.5		05.85	05.93							
	190 E 1.8		03.90	05.93							
	190 E 2.0		04.82	05.93							
	190 D 2.5 Turbo		11.87	05.93	24.0122-0124.1	422124				262 22,0 19,4 V L +R	
	190 E 2.3		09.83	05.93	13.8190-0242.1	990124	4			tornillo de soporte	
	190 E 2.6		04.86	05.93							
	190 E 2.3 16V		07.84	08.88	24.0122-0123.1	422123				284 22,0 19,4 V L +T +R	
190 E 2.5 16V		09.88	05.93	13.8190-0242.1	990124	4	tornillo de soporte				
190 E 2.5 16V Evolut.	173		03.89	05.93	24.0128-0103.1	428103		300 28,0 25,4 V L +R			
					13.8190-0242.1	990124	4	tornillo de soporte			
							- Ch. F723281				
	190		04.82	02.90	83.7754-0340.3	330794	2	L=340			
	190 D		09.83	05.93							
	190 D 2.2		09.83	09.85 + (USA)							
	190 D 2.5		05.85	05.93							
	190 D 2.5 Turbo		11.87	05.93							
	190 E 1.8		03.90	05.93							
	190 E 2.0		04.82	05.93							
	190 E 2.3		09.83	05.93							
	190 E 2.3 16V		07.84	08.88							
	190 E 2.5 16V		09.88	05.93							
190 E 2.5 16V Evolut.	173		03.89	05.93							
190 E 2.6		04.86	05.93								
	190		04.82	02.90	13.2351-8005.2	210014	<input type="checkbox"/>	D=35	ATE		
	190 D		09.83	05.93	13.2351-8006.2	210015	<input type="checkbox"/>			D=35	ATE
	190 D 2.2		09.83	09.85 + (USA)	24.9235-8005.5	230023	<input type="checkbox"/>			D=35	
	190 D 2.5		05.85	05.93	24.9235-8006.5	230024	<input type="checkbox"/>			D=35	ATE
	190 D 2.5 Turbo		11.87	05.93	13.0441-3505.2	250051	<input type="checkbox"/>			juego reparac.juntas	
	190 E 1.8		03.90	05.93							
	190 E 2.0		04.82	05.93							
	190 E 2.3		09.83	05.93							
	190 E 2.3 16V		07.84	08.88							
	190 E 2.5 16V		09.88	05.93							
190 E 2.6		04.86	05.93								
190 E 2.5 16V Evolut.	173		03.89	05.93	13.2381-8035.2	210037	<input type="checkbox"/>	D=38	ATE		
					13.2381-8036.2	210038	<input type="checkbox"/>	D=38			
					24.9238-8035.5	230025	<input type="checkbox"/>	D=38	ATE		
					24.9238-8036.5	230026	<input type="checkbox"/>	D=38			
					13.0441-3817.2	250071	<input type="checkbox"/>	juego reparac.juntas			
	190		04.82	02.90	13.0460-4030.2	604030	<input type="checkbox"/>	20687 13,5	ATE		
	190 D		09.83	05.93	13.0460-3504.2	603504	<input type="checkbox"/>			D=35	ATE
	190 D 2.2		09.83	09.85 + (USA)	13.0460-0171.2	610171	<input type="checkbox"/>			21301 15,5 /DD	
	190 D 2.5		05.85	05.93	24.8190-0401.2	620401	<input type="checkbox"/>			21197 15,0 /DD	ATE
	190 D 2.5 Turbo		11.87	05.93						Belagsatz-Zubehör	
	190 E 1.8		03.90	05.93						CD L=95mm	
	190 E 2.0		04.82	05.93							
	190 E 2.3		09.83	05.93							
	190 E 2.6		04.86	05.93							
	190 E 2.3 16V		07.84	08.88	13.0460-4034.2	604034				20687 15,5	ATE
190 E 2.5 16V		09.88	05.93	13.0460-0186.2	610186		Belagsatz-Zubehör				
190 E 2.5 16V Evolut.	173		03.89	05.93	13.0460-3805.2	603805		21197 15,0 /DD	ATE		
					13.0470-3805.2	LD3805		Belagsatz-Zubehör			
					13.0460-0215.2	610215					
	190		04.82	02.90	24.0109-0120.1	409120		258 9,0 7,3 +T +R			
	190 D		09.83	05.93							
	190 D 2.2		09.83	09.85 + (USA)							
	190 D 2.5		05.85	05.93							
	190 D 2.5 Turbo		11.87	05.93							
	190 E 1.8		03.90	05.93							
	190 E 2.0		04.82	05.93							
	190 E 2.3		09.83	05.93							
	190 E 2.3 16V		07.84	08.88							
	190 E 2.5 16V		09.88	05.93							
190 E 2.6		04.86	05.93								
190 E 2.5 16V Evolut.	173		03.89	05.93	24.0109-0103.1	409103		278 9,0 7,3 +R			



MERCEDES BENZ (W201) 190-190 E 2,6 (82-93)

	190 190 D 190 D 2.2 190 D 2.5 190 D 2.5 Turbo 190 E 1.8 190 E 2.0 190 E 2.3 190 E 2.3 16V 190 E 2.5 16V 190 E 2.5 16V Evolut. 190 E 2.6				04.82 02.90 09.83 05.93 09.83 09.85 + (USA) 05.85 05.93 11.87 05.93 03.90 05.93 04.82 05.93 09.83 05.93 07.84 08.88 09.88 05.93 03.89 05.93 04.86 05.93	83.7704-0281.3	330804	2		L=280
	190 190 D 190 D 2.2 190 D 2.5 190 D 2.5 Turbo 190 E 1.8 190 E 2.0 190 E 2.3 190 E 2.3 16V 190 E 2.5 16V 190 E 2.5 16V Evolut. 190 E 2.6				04.82 02.90 09.83 05.93 09.83 09.85 + (USA) 05.85 05.93 11.87 05.93 03.90 05.93 04.82 05.93 09.83 05.93 07.84 08.88 09.88 05.93 03.89 05.93 04.86 05.93	03.0137-0170.2	650170			164 x 20 /Acc
	190 190 D 190 D 2.2 190 D 2.5 190 D 2.5 Turbo 190 E 1.8 190 E 2.0 190 E 2.3 190 E 2.3 16V 190 E 2.5 16V 190 E 2.5 16V Evolut. 190 E 2.6				04.82 02.90 09.83 05.93 09.83 09.85 + (USA) 05.85 05.93 11.87 05.93 03.90 05.93 04.82 05.93 09.83 05.93 07.84 08.88 09.88 05.93 03.89 05.93 04.86 05.93	24.3727-0410.2 24.3727-0409.2	580410 580409	1 ↑ 2 ↓		L=538 L=1060
	190 190 D 190 D 2.2 190 D 2.5 190 D 2.5 Turbo 190 E 1.8 190 E 2.0 190 E 2.3 190 E 2.3 16V 190 E 2.5 16V 190 E 2.5 16V Evolut. 190 E 2.6				04.82 02.90 09.83 05.93 09.83 09.85 + (USA) 05.85 05.93 11.87 05.93 03.90 05.93 04.82 05.93 09.83 05.93 07.84 08.88 09.88 05.93 03.89 05.93 04.86 05.93	24.2419-0915.3 24.2419-1703.3	030045 030097		+ fundición de gris ¹⁾ + aluminio ²⁾	CTR 19,05 CTR 19,05
	190 190 D 190 D 2.2 190 D 2.5 190 E 1.8 190 E 2.0 190 E 2.3 190 E 2.3 16V 190 E 2.5 16V 190 E 2.5 16V Evolut. 190 E 2.6				04.82 02.90 09.83 05.93 09.83 09.85 + (USA) 05.85 05.93 03.90 05.93 04.82 05.93 09.83 05.93 07.84 08.88 09.88 05.93 03.89 05.93 04.86 05.93	03.2523-1210.3	040021			CRE 23,81
	190 D 2.5 Turbo 190 E 2.6 190 E 2.6	A508036 F640357	F640356 A508035		11.87 05.93 05.93 05.93	03.2523-1310.3	040022			CRE 23,81

MERCEDES BENZ G-Klasse (W460) (79-93)

	200 GE 230 G 230 GE 240 GD 250 GD 280 GE 300 GD	◀ ◀ 031805 ◀ 031805 ◀ 031805 ◀ ◀ 031805 ◀ 031805			05.86 07.93 + (I) 08.85 07.93 07.93 08.87 07.93 07.93 - BM 460.299 07.93	03.6855-1402.4	300057			9" Tandem ATE
	230 G 230 GE 240 GD 250 GD 280 GE 300 GD alle Typen	▶ 040098 ▶ 040098 ▶ 040098 ▶ 040098 ▶ 040098 ▶ 040098 ▶ 035693			08.85 07.93 07.93 07.93 07.93 07.93 + (GB)	03.6855-1902.4	300059			9" Tandem ATE
	230 G 230 GE 240 GD 250 GD 280 GE 300 GD	◀ ◀ ◀ ◀ ◀ ◀	031804 031804 031804 031804 031804 031804		02.79 04.82 02.79 08.87 07.93 02.79 02.79 - BM 460.325	24.2123-0901.3	010382			CMT 23,81
↓	200 GE	◀			05.86 07.93 + (I)	03.2125-1902.3	010206			CMT 25,40 ATE

¹⁾ + cast iron / + ghisa / + fonte grise / + GG
²⁾ + aluminium / + alluminio / + aluminium / + ALU

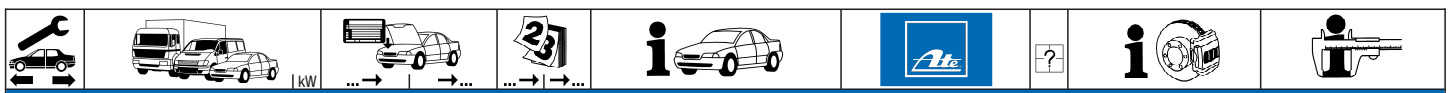




MERCEDES BENZ G-Klasse (W460) (79-93)

	230 G 230 GE 240 GD 250 GD 280 GE 300 GD	◀ ◀ ◀ ◀ ◀ ◀	031805 031805 031805 031805 031805 031805		08.85 07.93 07.93 08.87 07.93 - BM 460.329 07.93 07.93 - BM 460.325		03.2125-1902.3	010206			CMT 25,40	ATE
	230 G 230 GE 240 GD 250 GD 280 GE 300 GD alle Typen	▶ ▶ ▶ ▶ ▶ ▶ ▶	040098 040098 040098 040098 040098 040098 035693		07.93 08.85 07.93 07.93 07.93 07.93 07.93 + GB		03.2125-2102.3	010207	- ABS		CMT 25,40	ATE
	200 GE 230 G 230 GE 240 GD 250 GD 280 GE 300 GD				05.86 07.93 + I 02.79 08.85 04.82 07.93 02.79 07.93 08.87 07.93 02.79 07.93 02.79 07.93		13.4441-8015.2 13.4441-8016.2 13.0441-4408.2	210263 210264 250096	<input type="checkbox"/> + freno de 2 circuitos ¹⁾ <input type="checkbox"/> + freno de 2 circuitos ¹⁾	D=44 D=44 juego reparac.juntas		ATE ATE ATE
	200 GE 230 G 230 GE 240 GD 250 GD 280 GE 300 GD				05.86 07.93 + I 02.79 08.85 04.82 07.93 02.79 07.93 08.87 07.93 02.79 07.93 02.79 07.93		13.0460-4401.2 13.0460-0158.2 24.8190-0401.2 24.8190-0406.2	604401 610158 620401 620406	4 ED: -H000247 ²⁾ 2 ED: H000248- ³⁾	20784 18,0 /DD Belagsatz-Zubehör CD L=95mm CD L=261mm		ATE ATE
	200 GE 230 G 230 GE 240 GD 250 GD 280 GE 300 GD				05.86 07.93 + I 02.79 08.85 04.82 07.93 02.79 07.93 08.87 07.93 02.79 07.93 02.79 07.93		24.0116-0133.1	416133			303 16,0 13,0 +T +R	
	200 GE 230 G 230 GE 240 GD 250 GD 280 GE 300 GD		055306 055306 055306 055306 055306 055306 055306		05.86 07.93 + I 02.79 08.85 04.82 07.93 02.79 07.93 08.87 07.93 02.79 07.93 02.79 07.93		24.5224-0460.3	331264	4		L=460	
	200 GE 230 G 230 GE 240 GD 250 GD 280 GE 300 GD				05.86 07.93 + I 02.79 08.85 04.82 07.93 02.79 07.93 08.87 07.93 - BM 460.329 02.79 07.93 - BM 460.325 02.79 07.93		24.5165-0450.3	331259	2		L=450	
	200 GE 230 G 230 GE 240 GD 250 GD 280 GE 300 GD				05.86 07.93 + I 02.79 08.85 04.82 07.93 02.79 07.93 08.87 07.93 02.79 07.93 02.79 07.93		24.3217-1109.3	020173			CR 17,46	
	200 GE 230 G 230 GE 240 GD 250 GD 280 GE 300 GD				05.86 07.93 + I 02.79 08.85 04.82 07.93 02.79 07.93 08.87 07.93 02.79 07.93 02.79 07.93		24.0226-0001.1	480050			260/261 x 63,5	
	200 GE 230 G 230 GE 240 GD 250 GD 280 GE 300 GD				05.86 07.93 + I 02.79 08.85 04.82 07.93 02.79 07.93 08.87 07.93 02.79 07.93 - BM 460.299 02.79 07.93		03.6513-0340.3	320084			BRL 1/3 (2)	ATE
	200 GE 230 G 230 GE 240 GD 250 GD 280 GE 300 GD	◀ ◀ ◀ ◀ ◀ ◀ ◀			05.86 07.93 + I 02.79 08.85 04.82 07.93 02.79 07.93 08.87 07.93 02.79 07.93 02.79 07.93		24.2419-0942.3	030068			CTR 19,05	
	230 G 240 GD 300 GD				02.79 08.85 02.79 07.93 02.79 07.93		03.2523-0812.3 03.0450-2311.2	040020 082311			CRE 23,81 juego reparación CRE	
	230 GE 250 GD				04.82 07.93 08.87 07.93		03.2523-1210.3	040021			CRE 23,81	
	280 GE				02.79 07.93		24.5901-0225.3	331288			L=225	

¹⁾ + two circuit brake / + impianto frenante doppio circuito / + frein à deux circuits / + 2-Kreis-Bremse
²⁾ FA: -H000247 / A: -H000247 / ess. AV: -H000247 / VA: -H000247
³⁾ FA: H000248- / A: H000248- / ess. AV: H000248- / VA: H000248-



MERCEDES BENZ G-Klasse (W461) (90-)

	230 GE 250 GD 290 GD G 270 CDI G 290 TD G 320 CDI G 350 CDI	◀ ◀ ◀ ◀115 ◀ ◀135 ◀135	02.93 02.90 04.92 01.03 07.97 02.09 04.10		03.6855-1402.4	300057		9" Tandem	ATE
	230 GE 250 GD 290 GD G 270 CDI G 290 TD	▶ ▶ ▶ ▶115 ▶	02.93 02.90 04.92 01.03 07.97		03.6855-1902.4	300059		9" Tandem	ATE
	230 GE 250 GD 290 GD G 270 CDI G 290 TD		02.93 02.90 04.92 01.03 07.97		03.2125-2102.3	010207		CMT 25,40	ATE
	230 GE 250 GD 290 GD G 270 CDI G 290 TD		02.93 02.90 04.92 01.03 07.97	115	13.0441-4408.2	250096		juego reparac.juntas	ATE
	230 GE 250 GD 290 GD G 270 CDI G 290 TD		02.93 02.90 04.92 01.03 07.97	115	13.0460-4401.2 13.0460-0158.2 24.8190-0406.2	604401 610158 620406	2	20784 18,0 /DD Belagsatz-Zubehör CD L=261mm	ATE ATE
	G 320 CDI G 350 CDI	135 135	02.09 04.10		13.0460-4401.2 24.8190-0406.2	604401 620406	2	20784 18,0 /DD CD L=261mm	ATE
	230 GE 250 GD 290 GD G 270 CDI G 290 TD		02.93 02.90 04.92 01.03 07.97	115	24.0116-0133.1	416133		303 16,0 13,0 +T +R	
	G 320 CDI G 350 CDI	135 135	02.09 04.10		24.0116-0133.1 24.0130-0217.1	416133 430217		303 16,0 13,0 +T +R 315 30,0 27,4 V L +T +R	
	230 GE 250 GD 290 GD G 290 TD		02.93 02.90 04.92 07.97		24.5224-0460.3	331264	2	L=460	
	G 270 CDI G 320 CDI	115 135	01.03 02.09		13.0460-3990.2 24.8190-0407.2	603990 620407	2	23021 18,9 /DD CD L=84(185)mm	BOS
	G 270 CDI G 320 CDI	115 135	01.03 02.09		24.0116-0110.1	416110		272 16,0 14,0 L +T +R	
	230 GE 250 GD 290 GD G 270 CDI G 290 TD G 320 CDI G 350 CDI		02.93 02.90 04.92 01.03 07.97 02.09 04.10	115 135 135	83.6104-0220.3	330474	2	L=220	
	230 GE 250 GD 290 GD G 290 TD		02.93 02.90 04.92 07.97		24.3217-1109.3	020173		CR 17,46	
	G 350 CDI	135	04.10		24.3217-1109.3 24.3222-1732.3	020173 020537		D=17,46 D=22,2	CR 17,46 CR 22,20
	230 GE 250 GD 290 GD G 290 TD		02.93 02.90 04.92 07.97		24.0226-0001.1	480050		260/261 x 63,5	
	G 270 CDI G 320 CDI	115 135	01.03 02.09		03.0137-4001.2	654001		160 x 40 /Acc	
	230 GE 250 GD 290 GD G 290 TD		02.93 02.90 04.92 07.97		03.6513-0340.3	320084		BRL 1/3 (2)	ATE
	G 270 CDI G 320 CDI	115 135	01.03 02.09		03.6515-0305.3	320087		BRL 1/5 (2)	ATE
	230 GE 250 GD 290 GD G 290 TD		02.93 02.90 04.92 07.97		24.2419-0942.3	030068		CTR 19,05	
	230 GE		02.93		03.2523-0812.3 03.0450-2311.2	040020 082311		CRE 23,81 juego reparación CRE	
	250 GD 290 GD G 290 TD		02.90 04.92 07.97		03.2523-1210.3	040021		CRE 23,81	

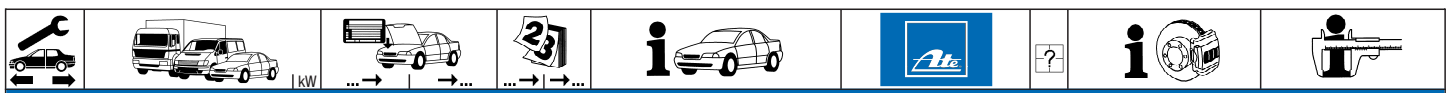




MERCEDES BENZ S-Klasse (W140) (91-93)

	300 SE 2.8 / S 280			08.92	06.93		03.2025-0211.3	010034			CMT 25,40/19,05	ATE
	300 SE 3.2			04.91	06.93							
	300 SEL 3.2			04.91	06.93							
	350 SD Turbo			03.93	06.93							
	400 SE	◀	A110607		06.93		03.2026-0462.3	010728			CMT 26,99/25,40	ATE
	400 SEL	◀	A110607		06.93							
	500 SE	◀	A110607		06.93							
	500 SEC	◀	A110607		06.93							
	500 SEL	◀	A110607		06.93							
	600 SE V12	◀	A110607		06.93							
	600 SEC V12	◀	A110607		06.93							
	600 SEL V12	◀	A110607		06.93							
	400 SE	▶	A110607		06.93		03.2026-0512.3	010038			CMT 26,99/25,40	ATE
	400 SEL	▶	A110607		06.93							
	500 SE	▶	A110607		06.93							
	500 SEC	▶	A110607		06.93							
	500 SEL	▶	A110607		06.93							
	600 SE V12	▶	A110607		06.93							
	600 SEC V12	▶	A110607		06.93							
	600 SEL V12	▶	A110607		06.93							
	300 SE 3.2			A050547	04.91	+ Llantas de aleación ligera ¹⁾	24.9571-7005.5	230061	<input type="checkbox"/>		D=57	ATE
	300 SE 3.2			A023718	04.91	- Llantas de aleación ligera ²⁾	24.9571-7006.5	230062	<input type="checkbox"/>		D=57	ATE
	300 SEL 3.2			A050547	04.91	+ Llantas de aleación ligera ¹⁾						
	300 SEL 3.2			A023718	04.91	- Llantas de aleación ligera ²⁾						
	300 SE 3.2			A050547	04.91	+ Llantas de aleación ligera ¹⁾	13.0460-6036.2	606036			21304 18,5 /DD	ATE
	300 SE 3.2			A023718	04.91	- Llantas de aleación ligera ²⁾	24.8190-0401.2	620401	4		CD L=95mm	
	300 SEL 3.2			A050547	04.91	+ Llantas de aleación ligera ¹⁾						
	300 SEL 3.2			A023718	04.91	- Llantas de aleación ligera ²⁾						
	300 SE 2.8 / S 280			08.92	06.93		13.0460-9033.2	609033			21303 18,9 /WE	ATE
	300 SE 3.2	A023719			06.93	- Llantas de aleación ligera ²⁾	13.0460-0263.2	610263			Belagsatz-Zubehör	
	300 SE 3.2	A050548			06.93	+ Llantas de aleación ligera ¹⁾	24.8190-0401.2	620401	4		CD L=95mm	
	300 SEL 3.2	A023719			06.93	- Llantas de aleación ligera ²⁾						
	300 SEL 3.2	A050548			06.93	+ Llantas de aleación ligera ¹⁾						
	350 SD Turbo			03.93	06.93							
	400 SE			04.91	06.93							
	400 SEL			04.91	06.93							
	500 SE			04.91	06.93							
	500 SEC			06.92	06.93							
	500 SEL			04.91	06.93							
	600 SE V12			04.91	06.93							
	600 SEC V12			06.92	06.93							
	600 SEL V12			04.91	06.93							
	300 SE 3.2			A050547	04.91	+ Llantas de aleación ligera ¹⁾	24.0128-0127.1	428127			310 28,0 25,4 V L +R	
	300 SE 3.2			A023718	04.91	- Llantas de aleación ligera ²⁾						
	300 SEL 3.2			A050547	04.91	+ Llantas de aleación ligera ¹⁾						
	300 SEL 3.2			A023718	04.91	- Llantas de aleación ligera ²⁾						
	300 SE 2.8 / S 280			08.92	06.93		24.0130-0100.1	430100			320 30,0 27,4 V L +R	
	300 SE 3.2	A023719			06.93	- Llantas de aleación ligera ²⁾						
	300 SE 3.2	A050548			06.93	+ Llantas de aleación ligera ¹⁾						
	300 SEL 3.2	A023719			06.93	- Llantas de aleación ligera ²⁾						
	300 SEL 3.2	A050548			06.93	+ Llantas de aleación ligera ¹⁾						
	350 SD Turbo			03.93	06.93							
	400 SE			04.91	06.93							
	400 SEL			04.91	06.93							
	500 SE			04.91	06.93							
	500 SEC			06.92	06.93							
	500 SEL			04.91	06.93							
	600 SE V12			04.91	06.93							
	600 SEC V12			06.92	06.93							
	600 SEL V12			04.91	06.93							
	300 SE 2.8 / S 280			08.92	06.93		24.5113-0540.3	331301	2		L=540	
	300 SE 3.2			04.91	06.93							
	300 SEL 3.2			04.91	06.93							
	350 SD Turbo			03.93	06.93							
	400 SE			04.91	06.93							
	400 SEL			04.91	06.93							
	500 SE			04.91	06.93							
	500 SEC			06.92	06.93							
	500 SEL			04.91	06.93							
	600 SE V12			04.91	06.93							
	600 SEC V12			06.92	06.93							
	600 SEL V12			04.91	06.93							
	300 SE 2.8 / S 280			08.92	06.93		13.2401-8013.2	210051	<input type="checkbox"/>		D=40	ATE
	300 SE 3.2			04.91	06.93		13.2401-8014.2	210052	<input type="checkbox"/>		D=40	ATE
	300 SEL 3.2			04.91	06.93		24.9240-8013.5	230019	<input type="checkbox"/>		D=40	ATE
	350 SD Turbo			03.93	06.93		24.9240-8014.5	230020	<input type="checkbox"/>		D=40	ATE
							13.0441-4020.2	250084	<input type="checkbox"/>		juego reparac.juntas	ATE
	400 SE			04.91	06.93		13.2461-8001.2	210226	<input type="checkbox"/>		D=46	ATE
	400 SEL			04.91	06.93		13.2461-8002.2	210227	<input type="checkbox"/>		D=46	ATE
	500 SE			04.91	06.93		24.9246-8001.5	230021	<input type="checkbox"/>		D=46	ATE
	500 SEC			06.92	06.93		24.9246-8002.5	230022	<input type="checkbox"/>		D=46	ATE
	500 SEL			04.91	06.93		13.0441-4601.2	250099	<input type="checkbox"/>		juego reparac.juntas	ATE
	600 SE V12			04.91	06.93							
	600 SEC V12			06.92	06.93							
	600 SEL V12			04.91	06.93							

¹⁾ + light alloy rims / + cerchi in lega / + jantes en alliage léger / + Leichtmetallfelgen
²⁾ - light alloy rims / - cerchi in lega / - jantes en alliage léger / - Leichtmetallfelgen



MERCEDES BENZ S-Klasse (W140) (91-93)

	300 SE 2.8 / S 280 300 SE 3.2 300 SEL 3.2 350 SD Turbo 400 SE 400 SEL 500 SE 500 SEC 500 SEL 600 SE V12 600 SEC V12 600 SEL V12		08.92 04.91 04.91 03.93 04.91 04.91 04.91 06.92 04.91 04.91 06.92 04.91	06.93 06.93 06.93 06.93 06.93 06.93 06.93 06.93 06.93 06.93 06.93 06.93	13.0460-4047.2 13.0470-4047.2 24.8190-0401.2	604047 LD4047 620401	4	+ ASR	21305 15,7 /WE 21305 15,7 /WE CD L=95mm	ATE ATE
	300 SE 2.8 / S 280 300 SE 3.2 300 SEL 3.2 350 SD Turbo		08.92 04.91 04.91 03.93	06.93 06.93 06.93 06.93	24.0112-0129.1	412129			290 12,0 9,8 L	
	400 SE 400 SEL 500 SE 500 SEC 500 SEL 600 SE V12 600 SEC V12 600 SEL V12		04.91 04.91 04.91 06.92 04.91 04.91 06.92 04.91	06.93 06.93 06.93 06.93 06.93 06.93 06.93 06.93	24.0122-0133.1	422133			300 22,0 19,4 V L	
	300 SE 2.8 / S 280 300 SE 3.2 300 SEL 3.2 350 SD Turbo 400 SE 400 SEL 500 SE 500 SEC 500 SEL 600 SE V12 600 SEC V12 600 SEL V12		08.92 04.91 04.91 03.93 04.91 04.91 04.91 06.92 04.91 04.91 06.92 04.91	06.93 06.93 06.93 06.93 06.93 06.93 06.93 06.93 06.93 06.93 06.93 06.93	83.7704-0281.3	330804	2		L=280	
	300 SE 2.8 / S 280 300 SE 3.2 300 SEL 3.2 350 SD Turbo 400 SE 400 SEL 500 SE 500 SEC 500 SEL 600 SE V12 600 SEC V12 600 SEL V12		08.92 04.91 04.91 03.93 04.91 04.91 04.91 06.92 04.91 04.91 06.92 04.91	06.93 06.93 06.93 06.93 06.93 06.93 06.93 06.93 06.93 06.93 06.93 06.93	03.0137-0244.2	650244			164 x 25 /Acc	
	300 SE 2.8 / S 280 300 SE 3.2 350 SD Turbo 400 SE 500 SE 500 SEC 600 SE V12 600 SEC V12	◀	08.92 04.91 03.93 04.91 04.91 06.92 04.91 06.92	06.93 06.93 06.93 06.93 06.93 06.93 06.93 06.93	24.3727-0462.2 24.3727-0456.2 24.3727-0455.2	580462 580456 580455	1	<input checked="" type="checkbox"/> <input type="checkbox"/> <input type="checkbox"/>	L=2622 L=1134 L=1109	
	300 SEL 3.2 400 SEL 500 SEL 600 SEL V12	◀	04.91 04.91 04.91 04.91	06.93 06.93 06.93 06.93	24.3727-0456.2 24.3727-0455.2	580456 580455		<input type="checkbox"/> <input checked="" type="checkbox"/>	L=1134 L=1109	
	300 SE 2.8 / S 280 300 SE 3.2 350 SD Turbo 400 SE 500 SE 500 SEC 600 SE V12 600 SEC V12	▶	08.92 04.91 03.93 04.91 04.91 06.92 04.91 06.92	06.93 06.93 06.93 06.93 06.93 06.93 06.93 06.93	24.3727-0456.2 24.3727-0455.2	580456 580455		<input type="checkbox"/> <input checked="" type="checkbox"/>	L=1134 L=1109	
	300 SEL 3.2 400 SEL 500 SEL 600 SEL V12	▶	04.91 04.91 04.91 04.91	06.93 06.93 06.93 06.93	24.3727-0456.2 24.3727-0455.2	580456 580455		<input type="checkbox"/> <input checked="" type="checkbox"/>	L=1134 L=1109	
	300 SE 2.8 / S 280 300 SE 3.2 300 SEL 3.2	◀	08.92 04.91 04.91	06.93 06.93 06.93	24.2419-0915.3 24.2419-1703.3	030045 030097		+ fundición de gris ¹⁾ + aluminio ²⁾	CTR 19,05 CTR 19,05	
	300 SE 2.8 / S 280 300 SE 3.2 300 SEL 3.2	◀	08.92 04.91 04.91	06.93 06.93 06.93	03.2523-1310.3	040022			CRE 23,81	

MERCEDES BENZ Transporter (BM 601) 207 D-210 D

	207 D 207 D 208 208 208 D 208 D		649390 614796 649390 614796 649390 614796	05.77 05.77 05.77 05.77 09.88 09.88	- break ³⁾ + Break ⁴⁾ - break ³⁾ + Break ⁴⁾ - break ³⁾ + Break ⁴⁾	03.6850-2602.4	300049		9"	ATE
--	--	--	--	--	--	----------------	--------	--	----	-----

1) + cast iron / + ghisa / + fonte grise / + GG
2) + aluminium / + alluminio / + aluminium / + ALU
3) - estate / - Station Wagon / - break / - Kombiwagen
4) + Estate / + Station Wagon / + Break / + Kombiwagen





MERCEDES BENZ Transporter (BM 601) 207 D-210 D

	209 D		649390	05.77	- break ¹⁾	03.6850-2602.4	300049		9"	ATE	
	209 D		614796	05.77	+ Break ²⁾						
	210		649390	05.77	- break ¹⁾						
	210		614796	05.77	+ Break ²⁾						
	210 D		649390	09.88	- break ¹⁾						
	210 D		614796	09.88	+ Break ²⁾						
	207 D	649391			- break ¹⁾						03.6855-1402.4
207 D	614797			+ Break ²⁾							
208	649391			- break ¹⁾							
208	614797			+ Break ²⁾							
208 D	649391			- break ¹⁾							
208 D	614797			+ Break ²⁾							
209 D	649391			- break ¹⁾							
209 D	614797			+ Break ²⁾							
210	649391			- break ¹⁾							
210	614797			+ Break ²⁾							
210 D	649391			- break ¹⁾							
210 D	614797			+ Break ²⁾							
	207 D		649390 / P000000	05.77	- break ¹⁾	03.2123-6002.3	010184		CMT 23,81	ATE	
	207 D		614796 / P000000	05.77	+ Break ²⁾						
	208		649390 / P000000	05.77	- break ¹⁾						
	208		614796 / P000000	05.77	+ Break ²⁾						
	208 D		649390 / P000000	09.88	- break ¹⁾						
	208 D		614796 / P000000	09.88	+ Break ²⁾						
	209 D		649390 / P000000	05.77	- break ¹⁾						
	209 D		614796 / P000000	05.77	+ Break ²⁾						
	210		649390 / P000000	05.77	- break ¹⁾						
	210		614796 / P000000	05.77	+ Break ²⁾						
	210 D		649390 / P000000	09.88	- break ¹⁾						
	210 D		614796 / P000000	09.88	+ Break ²⁾						
		207 D	649391 / P000001								- break ¹⁾
207 D		614797 / P000001			+ Break ²⁾						
208		649391 / P000001			- break ¹⁾						
208		614797 / P000001			+ Break ²⁾						
208 D		649391 / P000001			- break ¹⁾						
208 D		614797 / P000001			+ Break ²⁾						
209 D		649391 / P000001			- break ¹⁾						
209 D		614797 / P000001			+ Break ²⁾						
210		649391 / P000001			- break ¹⁾						
210		614797 / P000001			+ Break ²⁾						
210 D		649391 / P000001			- break ¹⁾						
210 D		614797 / P000001			+ Break ²⁾						
		207 D			05.77	+ pinza de 1 circuito ³⁾	13.4441-8013.2	210261	<input type="checkbox"/>	D=44	ATE
	208			05.77	+ pinza de 1 circuito ³⁾						
	208 D			09.88	+ pinza de 1 circuito ³⁾						
	209 D			05.77	+ pinza de 1 circuito ³⁾						
	210			05.77	+ pinza de 1 circuito ³⁾						
	210 D			09.88	+ pinza de 1 circuito ³⁾						
	207 D			05.77	+ pinza de 2 circuitos ⁴⁾	13.4441-8015.2					
208			05.77	+ pinza de 2 circuitos ⁴⁾							
208 D			09.88	+ pinza de 2 circuitos ⁴⁾							
209 D			05.77	+ pinza de 2 circuitos ⁴⁾							
210			05.77	+ pinza de 2 circuitos ⁴⁾							
210 D			09.88	+ pinza de 2 circuitos ⁴⁾							
	207 D			05.77			13.0460-4401.2	604401		20784 18,0 /DD	ATE
	208			05.77							
	208 D			09.88							
	209 D			05.77							
	210 D			09.88							
	207 D			05.77		13.0460-0158.2	610158		Belagsatz-Zubehör	ATE	
	208			05.77							
	208 D			09.88							
	209 D			05.77							
	210 D			09.88							
	207 D			05.77		24.0116-0100.1	416100		280 16,0 13,0 +R		
	208			05.77							
	208 D			09.88							
	209 D			05.77							
	210 D			09.88							
	207 D			05.77		83.6204-0470.3	330312	2	L=470		
	208			05.77							
	208 D			09.88							
	209 D			05.77							
	210 D			09.88							
	207 D			05.77		83.7704-0421.3	330827	2	L=420		
	208			05.77							
	208 D			09.88							
	209 D			05.77							
	210 D			09.88							
	207 D			05.77		24.3215-0902.3	020153		CR 15,87		
	208			05.77							
	208 D			09.88							
	209 D			05.77							
	210 D			09.88							

1) - estate / - Station Wagon / - break / - Kombiwagen
 2) + Estate / + Station Wagon / + Break / + Kombiwagen
 3) + single circuit caliper / + pinza a circuito singolo / + étriers frein à 1 circuit / + 1-Kreis-Sättel
 4) + two circuit caliper / + pinza freno a 2 circuiti / + étriers frein à 2 circuits / + 2-Kreis-Sättel



MERCEDES BENZ Transporter (BM 601) 207 D-210 D

	207 D 208 208 D 209 D 210 210 D			05.77 05.77 09.88 05.77 05.77 09.88			24.0223-0009.1	480039			230/231 x 43
	207 D 208 208 D 209 D 210 210 D			05.77 05.77 09.88 05.77 05.77 09.88			24.3727-0420.2 24.3727-0459.2 24.3727-0460.2	580420 580459 580460	2 ☐ ☐ ☐		L=1798 L=1845 L=1845
	208 210		649390 649390	05.77 05.77	- break ¹⁾ - break ¹⁾		03.6511-0030.3	320076			BRL 1/1 (2) ATE
	208 210	649391 649391			- break ¹⁾ - break ¹⁾		03.6515-0305.3	320087			BRL 1/5 (2) ATE
	208 208 210 210	500000 500000	556499 240106 556499 240106	05.77 05.77	+ Break BM 601.071/.072 ²⁾ + Break BM 601.071/.072 ²⁾ + Break BM 601.071/.072 ²⁾ + Break BM 601.071/.072 ²⁾		03.6511-0030.3	320076			BRL 1/1 (2) ATE
	208 208 210 210	556500 240107 556500 240107	649390 499999 649390 499999		+ Break BM 601.071/.072 ²⁾ + Break BM 601.071/.072 ²⁾ + Break BM 601.071/.072 ²⁾ + Break BM 601.071/.072 ²⁾		03.6515-0304.3	320241			BRL 1/5 (2) ATE
	208 210	649391 649391			+ Break BM 601.071/.072 ²⁾ + Break BM 601.071/.072 ²⁾		03.6515-0305.3	320087			BRL 1/5 (2) ATE
	208 208 210 210		249411 248950 249411 248950	05.77 05.77 05.77 05.77	+ Break BM 601.077 ³⁾ + Break BM 601.076 ⁴⁾ + Break BM 601.077 ³⁾ + Break BM 601.076 ⁴⁾		03.6511-0030.3	320076			BRL 1/1 (2) ATE
	208 208 210 210	248951 249412 248951 249412	649390 649390 649390 649390		+ Break BM 601.076 ⁴⁾ + Break BM 601.077 ³⁾ + Break BM 601.076 ⁴⁾ + Break BM 601.077 ³⁾		03.6515-0304.3	320241			BRL 1/5 (2) ATE
	208 210	649391 649391			+ Break BM 601.076/.077 ⁵⁾ + Break BM 601.076/.077 ⁵⁾		03.6515-0305.3	320087			BRL 1/5 (2) ATE
	207 D 208 D		649390 649390	05.77 09.88	- break ¹⁾ - break ¹⁾		03.6511-0030.3	320076			BRL 1/1 (2) ATE
	207 D 208 D	649391 649391			- break ¹⁾ - break ¹⁾		03.6515-0305.3	320087			BRL 1/5 (2) ATE
	207 D 207 D 208 D 208 D	500000 500000	556499 240106 556499 240106	05.77 09.88	+ Break BM 601.371/.372 ⁶⁾ + Break BM 601.371/.372 ⁶⁾ + Break BM 601.371/.372 ⁶⁾ + Break BM 601.371/.372 ⁶⁾		03.6511-0030.3	320076			BRL 1/1 (2) ATE
	207 D 207 D 208 D 208 D	556500 240107 556500 240107	649390 499999 649390 499999		+ Break BM 601.371/.372 ⁶⁾ + Break BM 601.371/.372 ⁶⁾ + Break BM 601.371/.372 ⁶⁾ + Break BM 601.371/.372 ⁶⁾		03.6515-0304.3	320241			BRL 1/5 (2) ATE
	207 D 208 D	649391 649391			+ Break BM 601.371/.372 ⁶⁾ + Break BM 601.371/.372 ⁶⁾		03.6515-0305.3	320087			BRL 1/5 (2) ATE
	207 D 207 D 208 D 208 D		249719 249588 249719 249588	05.77 05.77 09.88 09.88	+ Break BM 601.377 ⁷⁾ + Break BM 601.376 ⁸⁾ + Break BM 601.377 ⁷⁾ + Break BM 601.376 ⁸⁾		03.6511-0030.3	320076			BRL 1/1 (2) ATE
	207 D 207 D 208 D 208 D	249589 249720 249589 249720	649390 649390 649390 649390		+ Break BM 601.376 ⁸⁾ + Break BM 601.377 ⁷⁾ + Break BM 601.376 ⁸⁾ + Break BM 601.377 ⁷⁾		03.6515-0304.3	320241			BRL 1/5 (2) ATE
	207 D 208 D	649391 649391			+ Break BM 601.376/.377 ⁹⁾ + Break BM 601.376/.377 ⁹⁾		03.6515-0305.3	320087			BRL 1/5 (2) ATE
	209 D 210 D		649390 649390	05.77 09.88	- break ¹⁾ - break ¹⁾		03.6511-0030.3	320076			BRL 1/1 (2) ATE
	209 D 210 D	649391 649391			- break ¹⁾ - break ¹⁾		03.6515-0305.3	320087			BRL 1/5 (2) ATE
	209 D 210 D		614796 614796	05.77 09.88	+ Break BM 601.476/.477 ¹⁰⁾ + Break BM 601.476/.477 ¹⁰⁾		03.6515-0304.3	320241			BRL 1/5 (2) ATE
	209 D 210 D	614797 614797			+ Break BM 601.476/.477 ¹⁰⁾ + Break BM 601.476/.477 ¹⁰⁾		03.6515-0305.3	320087			BRL 1/5 (2) ATE
	207 D 208 208 D 210		232362 232362 232362 232362	05.77 05.77 09.88 05.77			24.2419-0911.3	030043			CTR 19,05
	207 D 208 208 D 210	232363 232363 232363 232363	499999 499999 499999 499999				24.2419-0917.3	030047			CTR 19,05
	207 D 208 208 D 210	500000 500000 500000 500000	547854 547854 547854 547854				24.2419-0911.3	030043			CTR 19,05
	207 D 208 208 D	547855 547855 547855					24.2419-0917.3	030047			CTR 19,05

1) - estate / - Station Wagon / - break / - Kombiwagen
 2) + Estate BM 601.071/072 / + Station Wagon BM 601.071/072 / + Break BM 601.071/072 / + Kombiwagen BM 601.071/072
 3) + Estate BM 601.077 / + Station Wagon BM 601.077 / + Break BM 601.077 / + Kombiwagen BM 601.077
 4) + Estate BM 601.076 / + Station Wagon BM 601.076 / + Break BM 601.076 / + Kombiwagen BM 601.076
 5) + Estate BM 601.076/077 / + Station Wagon BM 601.076/077 / + Break BM 601.076/077 / + Kombiwagen BM 601.076/077
 6) + Estate BM 601.371/372 / + Station Wagon BM 601.371/372 / + Break BM 601.371/372 / + Kombiwagen BM 601.371/372

7) + Estate BM 601.377 / + Station Wagon BM 601.377 / + Break BM 601.377 / + Kombiwagen BM 601.377
 8) + Estate BM 601.376 / + Station Wagon BM 601.376 / + Break BM 601.376 / + Kombiwagen BM 601.376
 9) + Estate BM 601.376/377 / + Station Wagon BM 601.376/377 / + Break BM 601.376/377 / + Kombiwagen BM 601.376/377
 10) + Estate BM 601.476/477 / + Station Wagon BM 601.476/477 / + Break BM 601.476/477 / + Kombiwagen BM 601.476/477





MERCEDES BENZ Transporter (BM 601) 207 D-210 D

	210	547855				24.2419-0917.3	030047			CTR 19,05
	209 D			05.77		24.2419-0917.3	030047			CTR 19,05
	210 D			09.88						
	207 D			05.77		03.2523-0812.3	040020			CRE 23,81
	208			05.77		03.0450-2311.2	082311			juego reparación CRE
	208 D			09.88						
	209 D			05.77						
	210			05.77						
	210 D			09.88						

MERCEDES BENZ Transporter (BM 602) 307 D-310 D

	307 D		649390	05.77	- autobús ¹⁾	03.6850-2602.4	300049			9"	ATE
	307 D		625656	05.77	+ autobús ²⁾						
	308		649390	05.77	- autobús ¹⁾						
	308		625656	05.77	+ autobús ²⁾						
	308 D		649390	09.88	- autobús ¹⁾						
	308 D		625656	09.88	+ autobús ²⁾						
	309 D		649390	05.77	- autobús ¹⁾						
	310		649390	05.77	+ autobús ²⁾						
	310		625656	05.77	- autobús ¹⁾						
	310 D		649390	09.88	+ autobús ²⁾						
	307 D	649391			- autobús ¹⁾	03.6855-1402.4	300057			9" Tandem	ATE
	307 D	625657			+ autobús ²⁾						
	308	649391			- autobús ¹⁾						
	308	625657			+ autobús ²⁾						
	308 D	649391			- autobús ¹⁾						
	308 D	625657			+ autobús ²⁾						
	309 D	649391			- autobús ¹⁾						
	310	649391			+ autobús ²⁾						
	310	625657			- autobús ¹⁾						
	310 D	649391			+ autobús ²⁾						
	307 D		649390	05.77	- autobús ¹⁾	03.2123-6002.3	010184			CMT 23,81	ATE
	307 D		625656	05.77	+ autobús ²⁾						
	308		649390	05.77	- autobús ¹⁾						
	308		625656	05.77	+ autobús ²⁾						
	308 D		649390	09.88	- autobús ¹⁾						
	308 D		625656	09.88	+ autobús ²⁾						
	309 D		649390	05.77	- autobús ¹⁾						
	310		649390	05.77	+ autobús ²⁾						
	310		625656	05.77	- autobús ¹⁾						
	310 D		649390	09.88	+ autobús ²⁾						
	307 D	649391			- autobús ¹⁾	03.2125-1902.3	010206		- ABS	CMT 25,40	ATE
	307 D	625657			+ autobús ²⁾						
	308	649391			- autobús ¹⁾						
	308	625657			+ autobús ²⁾						
	308 D	649391			- autobús ¹⁾						
	308 D	625657			+ autobús ²⁾						
	309 D	649391			- autobús ¹⁾						
	310	649391			+ autobús ²⁾						
	310	625657			- autobús ¹⁾						
	310 D	649391			+ autobús ²⁾						
	307 D		VA:A025460	05.77	+ pinza de 1 circuito ³⁾	13.4441-8013.2	210261	<input type="checkbox"/>		D=44	ATE
	308		VA:A025460	05.77	+ pinza de 1 circuito ³⁾	13.4441-8014.2	210262	<input type="checkbox"/>		D=44	ATE
	308 D		VA:A025460	09.88	+ pinza de 1 circuito ³⁾	13.0441-4408.2	250096			juego reparac.juntas	ATE
	309 D		VA:A025460	05.77	+ pinza de 1 circuito ³⁾						
	310		VA:A025460	05.77	+ pinza de 1 circuito ³⁾						
	310 D		VA:A025460	09.88	+ pinza de 1 circuito ³⁾						
	307 D		VA:A025460	05.77	+ pinza de 2 circuitos ⁴⁾	13.4441-8015.2	210263	<input type="checkbox"/>		D=44	ATE
	308		VA:A025460	05.77	+ pinza de 2 circuitos ⁴⁾	13.4441-8016.2	210264	<input type="checkbox"/>		D=44	ATE
	308 D		VA:A025460	09.88	+ pinza de 2 circuitos ⁴⁾	13.0441-4408.2	250096			juego reparac.juntas	ATE
	309 D		VA:A025460	05.77	+ pinza de 2 circuitos ⁴⁾						
	310		VA:A025460	05.77	+ pinza de 2 circuitos ⁴⁾						
	310 D		VA:A025460	09.88	+ pinza de 2 circuitos ⁴⁾						
	307 D	VA:A025461				13.4441-8017.2	210265	<input type="checkbox"/>		D=44	ATE
	308	VA:A025461				13.4441-8018.2	210266	<input type="checkbox"/>		D=44	ATE
	308 D	VA:A025461				13.0441-4408.2	250096			juego reparac.juntas	ATE
	309 D	VA:A025461									
	310	VA:A025461									
	310 D	VA:A025461									
	307 D			05.77		13.0460-4401.2	604401			20784 18,0 /DD	ATE
	308			05.77		13.0460-0158.2	610158		ED: -A025460 ⁵⁾	Belagsatz-Zubehör	ATE
	308 D			09.88		13.0460-0160.2	610160		ED: A025461- ⁶⁾	Belagsatz-Zubehör	ATE
	309 D			05.77		24.8190-0401.2	620401	4		CD L=95mm	
	310			05.77							
	310 D			09.88							
	307 D		VA:A025460	05.77		24.0116-0100.1	416100			280 16,0 13,0 +R	
	308		VA:A025460	05.77							
	308 D		VA:A025460	09.88							
	309 D		VA:A025460	05.77							
	310		VA:A025460	05.77							
	310 D		VA:A025460	09.88							
	307 D	VA:A025461				24.0122-0140.1	422140			280 22,0 19,0 L	
	308	VA:A025461									
	308 D	VA:A025461									
	309 D	VA:A025461									
	310	VA:A025461									

1) - bus / - autobus / - autobus/car / - Bus
 2) + bus / + autobus / + autobus/car / + Bus
 3) + single circuit caliper / + pinza a circuito singolo / + étriers frein à 1 circuit / + 1-Kreis-Sattel
 4) + two circuit caliper / + pinza freno a 2 circuiti / + étriers frein à 2 circuits / + 2-Kreis-Sattel
 5) FA: -A025460 / A: -A025460 / ess.AV: -A025460 / VA: -A025460
 6) FA: A025461 - / A: A025461 - / ess.AV: A025461 - / VA: A025461 -




































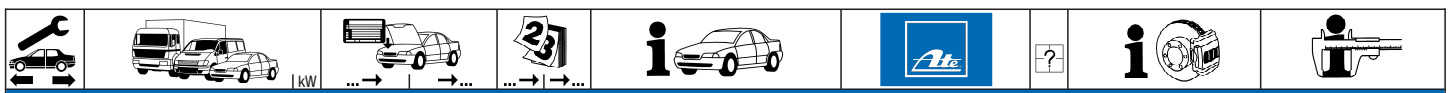
MERCEDES BENZ Transporter (BM 602) 307 D-310 D

	310 D	VA:A025461				24.0122-0140.1	422140			280 22,0 19,0 L	
	307 D 308 308 D 309 D 310 310 D			05.77 05.77 09.88 05.77 05.77 09.88		83.6204-0470.3	330312	2		L=470	
	307 D 308 308 D 309 D 310 310 D			05.77 05.77 09.88 05.77 05.77 09.88		83.7704-0421.3	330827	2		L=420	
	307 D 308 308 D 309 D 310 310 D			05.77 05.77 09.88 05.77 05.77 09.88		24.3215-0902.3	020153			CR 15,87	
	307 D 308 308 D 309 D 310 310 D			05.77 05.77 09.88 05.77 05.77 09.88		24.0226-0001.1	480050			260/261 x 63,5	
	307 D 308 308 D 309 D 310 310 D			05.77 05.77 09.88 05.77 05.77 09.88		24.3727-0420.2 24.3727-0459.2 24.3727-0460.2	580420 580459 580460	2		L=1798 L=1845 L=1845	
	308 310		649390 649390	05.77 05.77	- autobús ¹⁾ - autobús ¹⁾	03.6511-0030.3	320076			BRL 1/1 (2)	ATE
	308 310	649391 649391			- autobús ¹⁾ - autobús ¹⁾	03.6513-0340.3	320084			BRL 1/3 (2)	ATE
	308 310		625656 625656	05.77 05.77	+ autobús ²⁾ + autobús ²⁾	03.6511-0030.3	320076			BRL 1/1 (2)	ATE
	308 310	625657 625657	649390 649390		+ autobús ²⁾ + autobús ²⁾	03.6515-0304.3	320241			BRL 1/5 (2)	ATE
	308 310	649391 649391			+ autobús ²⁾ + autobús ²⁾	03.6513-0340.3	320084			BRL 1/3 (2)	ATE
	307 D 308 D		649390 649390	05.77 09.88	- autobús ¹⁾ - autobús ¹⁾	03.6511-0030.3	320076			BRL 1/1 (2)	ATE
	307 D 308 D	649391 649391			- autobús ¹⁾ - autobús ¹⁾	03.6513-0340.3	320084			BRL 1/3 (2)	ATE
	307 D 308 D		625656 625656	05.77 09.88	+ autobús ²⁾ + autobús ²⁾	03.6511-0030.3	320076			BRL 1/1 (2)	ATE
	307 D 308 D	625657 625657	649390 649390		+ autobús ²⁾ + autobús ²⁾	03.6515-0304.3	320241			BRL 1/5 (2)	ATE
	307 D 308 D	649391 649391			+ autobús ²⁾ + autobús ²⁾	03.6513-0340.3	320084			BRL 1/3 (2)	ATE
	309 D 310 D		649390 649390	05.77 09.88		03.6511-0030.3	320076			BRL 1/1 (2)	ATE
	309 D 310 D	649391 649391				03.6513-0340.3	320084			BRL 1/3 (2)	ATE
		307 D 308 308 D 310		232362 232362 232362 232362	05.77 05.77 09.88 05.77		24.2419-0911.3	030043			CTR 19,05
		307 D 308 308 D 310	232363 232363 232363 232363	499999 499999 499999 499999			24.2419-0917.3	030047			CTR 19,05
307 D 308 308 D 310		500000 500000 500000 500000	547854 547854 547854 547854			24.2419-0911.3	030043			CTR 19,05	
307 D 308 308 D 310		547855 547855 547855 547855				24.2419-0917.3	030047			CTR 19,05	
309 D 310 D				05.77 09.88		24.2419-0917.3	030047			CTR 19,05	
		307 D 308 308 D 309 D 310 310 D			05.77 05.77 09.88 05.77 05.77 09.88		03.2523-0812.3 03.0450-2311.2	040020 082311			CRE 23,81 juego reparación CRE

¹⁾ - bus / - autobus / - autobus/car / - Bus
²⁾ + bus / + autobus / + autobus/car / + Bus



								
MERCEDES BENZ Transporter (BM 605) 206/207								
	L 206 DG L 207		01.73 01.73	04.77 04.77	83.6123-0465.3	330379	2	L=465
	L 206 DG L 207		01.73 01.73	04.77 04.77	24.3222-1733.3	020538		CR 22,20
	L 206 DG L 207		01.73 01.73	04.77 04.77	03.3222-4401.3	020076		CR 22,20
	L 206 DG L 207		01.73 01.73	04.77 04.77	03.6521-0012.3	320094		BRL 2/1 (3) ATE
	L 206 DG L 207		01.73 01.73	04.77 04.77	03.2525-2602.3 03.0450-2510.2	040029 082510		CRE 25,40 juego reparación CRE
	L 206 DG L 207		01.73 01.73	04.77 04.77	83.6103-0200.3	330219		L=200
MERCEDES BENZ Transporter (BM 606) 306 DG/307								
	L 306 DG L 306 DG Zugkopf L 307 L 307 Zugkopf		01.73 01.73 01.73 01.73	04.77 04.77 04.77 04.77	83.6123-0465.3	330379	2	L=465
	L 306 DG L 306 DG Zugkopf L 307 L 307 Zugkopf		01.73 01.73 01.73 01.73	04.77 04.77 04.77 04.77	24.3222-1733.3	020538		CR 22,20
	L 306 DG L 307		01.73 01.73	04.77 04.77	03.3222-4401.3	020076		CR 22,20
	L 306 DG L 307		01.73 01.73	04.77 04.77	03.6521-0012.3	320094		BRL 2/1 (3) ATE
	L 306 DG L 307		01.73 01.73	04.77 04.77	03.2525-2602.3 03.0450-2510.2	040029 082510		CRE 25,40 juego reparación CRE
	L 306 DG L 307		01.73 01.73	04.77 04.77	83.6103-0200.3	330219		L=200
MERCEDES BENZ Transporter (BM 607) 206 D								
	L 206 D		01.72	12.73	83.6203-0200.3	330298	2	L=200
	L 206 D		01.72	12.73 + 2,7 t	03.3222-4401.3	020076		CR 22,20
	L 206 D		01.72	12.73	03.0450-2509.2	082509		juego reparación CRE
	L 206 D		01.72	12.73	83.6103-0200.3	330219		L=200
MERCEDES BENZ Transporter (BM 608) 306 D								
	L 306 D		01.72	12.73	83.6203-0200.3	330298	2	L=200
	L 306 D		01.72	12.73 + 3,0/ 3,3 t	03.3222-4401.3	020076		CR 22,20
	L 306 D		01.72	12.73	03.0450-2509.2	082509		juego reparación CRE
	L 306 D		01.72	12.73	83.6103-0200.3	330219		L=200
MERCEDES BENZ Transporter (BM 611) 407 D-410 D								
	407 D 408 D 409 D 410 410 D	598435 598435 598435 598435 598435			03.6855-1402.4	300057		9" Tandem ATE
	407 D 408 D 409 D 410 410 D	598435 598435 598435 598435 598435			03.2126-0512.3	010217	- ABS	CMT 26,99 ATE



MERCEDES BENZ Transporter (BM 611) 407 D-410 D

	407 D		VA:A025460	06.81	+ pinza de 1 circuito ¹⁾	13.4441-8013.2	210261		D=44 D=44 juego reparac.juntas	ATE ATE ATE
	408 D		VA:A025460	10.88	+ pinza de 1 circuito ¹⁾	13.4441-8014.2	210262			
	409 D		VA:A025460	06.81	+ pinza de 1 circuito ¹⁾	13.0441-4408.2	250096			
	410		VA:A025460	06.81	+ pinza de 1 circuito ¹⁾					
	410 D		VA:A025460	11.88	+ pinza de 1 circuito ¹⁾					
	407 D		VA:A025460	06.81	+ pinza de 2 circuitos ²⁾	13.4441-8015.2	210263		D=44 D=44 juego reparac.juntas	ATE ATE ATE
	408 D		VA:A025460	10.88	+ pinza de 2 circuitos ²⁾	13.4441-8016.2	210264			
	409 D		VA:A025460	06.81	+ pinza de 2 circuitos ²⁾	13.0441-4408.2	250096			
	410		VA:A025460	06.81	+ pinza de 2 circuitos ²⁾					
	410 D		VA:A025460	11.88	+ pinza de 2 circuitos ²⁾					
	407 D			06.81		13.4441-8017.2	210265		D=44 D=44 juego reparac.juntas	ATE ATE ATE
	408 D	VA:A025461				13.4441-8018.2	210266			
	409 D	VA:A025461				13.0441-4408.2	250096			
	410	VA:A025461								
	410 D	VA:A025461								
	407 D			06.81		13.0460-4401.2	604401	ED: -A025460 ³⁾ ED: A025461 - ⁴⁾	20784 18,0 /DD Belagsatz-Zubehör Belagsatz-Zubehör CD L=95mm	ATE ATE ATE
	408 D			10.88		13.0460-0158.2	610158			
	409 D			06.81		13.0460-0160.2	610160			
	410			06.81		24.8190-0401.2	620401			
	410 D			11.88						
	407 D		VA:A025460	06.81		24.0116-0100.1	416100		280 16,0 13,0 +R	
	408 D		VA:A025460	10.88						
	409 D		VA:A025460	06.81						
	410		VA:A025460	06.81						
	410 D		VA:A025460	11.88						
	407 D	VA:A025461				24.0122-0140.1	422140		280 22,0 19,0 L	
	408 D	VA:A025461								
	409 D	VA:A025461								
	410	VA:A025461								
	410 D	VA:A025461								
	407 D			06.81		83.6204-0470.3	330312	2	L=470	
	408 D			10.88						
	409 D			06.81						
	410			06.81						
	410 D			11.88						
	407 D			06.81		83.7704-0421.3	330827	2	L=420	
	408 D			10.88						
	409 D			06.81						
	410			06.81						
	410 D			11.88						
	407 D			06.81		24.3222-1732.3	020537		CR 22,20	
	408 D			10.88						
	409 D			06.81						
	410			06.81						
	410 D			11.88						
	407 D			06.81		03.6513-0340.3	320084		BRL 1/3 (2)	ATE
	408 D			10.88						
	409 D			06.81						
	410			06.81						
	410 D			11.88						
	407 D		547854	06.81		24.2419-0911.3	030043		CTR 19,05	
	408 D		547854	10.88						
	409 D		547854	06.81						
	410		556499	06.81						
	410 D		547854	11.88						
	407 D	547855				24.2419-0917.3	030047		CTR 19,05	
	408 D	547855								
	409 D	547855								
	410	556500								
	410 D	547855								
	407 D			06.81		03.2523-0812.3	040020		CRE 23,81 juego reparación CRE	
	408 D			10.88		03.0450-2311.2	082311			
	409 D			06.81						
	410			06.81						
	410 D			11.88						
	410		556499	06.81		83.6104-0470.3	330253		L=470	

MERCEDES BENZ Transporter (BM 667) 507 D-510

	507 D			03.86		03.6855-2202.4	300061		9" Tandem	ATE
	508 D			05.90						
	508 DK			05.90						
	510			03.86						
	507 D			03.86		03.2123-0522.3	010168	- ABS	CMT 23,81	ATE
	508 D			05.90						
	508 DK			05.90						
	510			03.86						
	507 D		VA:A025460	03.86		13.4441-8013.2	210261		D=44 D=44 juego reparac.juntas	ATE ATE ATE
	508 D		VA:A025460	05.90		13.4441-8014.2	210262			
	508 DK		VA:A025460	05.90		13.0441-4408.2	250096			
	510		VA:A025460	03.86						























¹⁾ + single circuit caliper / + pinza a circuito singolo / + étriers frein à 1 circuit / + 1-Kreis-Sättel

²⁾ + two circuit caliper / + pinza freno a 2 circuiti / + étriers frein à 2 circuits / + 2-Kreis-Sättel



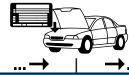























³⁾ FA: -A025460 / A: -A025460 / ess.AV: -A025460 / VA: -A025460

⁴⁾ FA: A025461 - / A: A025461 - / ess.AV: A025461 - / VA: A025461 -



MERCEDES BENZ Transporter (BM 667) 507 D-510										
	507 D 508 D 508 DK 510	VA:A025461 VA:A025461 VA:A025461 VA:A025461			ED 730.407 ¹⁾	13.4441-8017.2 13.4441-8018.2 13.0441-4408.2	210265 210266 250096		D=44 D=44 juego reparac.juntas	ATE ATE ATE
	507 D 510			03.86 03.86	ED 730.602 ²⁾ ED 730.602 ²⁾	11.0441-6002.2	250036		juego reparac.juntas	ATE
	507 D 508 D 508 DK 510			03.86 05.90 05.90 03.86		13.0460-4401.2 13.0460-0158.2 13.0460-0160.2 24.8190-0401.2	604401 610158 610160 620401	ED: -A025460 ³⁾ ED: A025461 - ⁴⁾	20784 18,0 /DD Belagsatz-Zubehör Belagsatz-Zubehör CD L=95mm	ATE ATE ATE
	507 D 508 D 508 DK 510		VA:A025460 VA:A025460 VA:A025460 VA:A025460	03.86 05.90 05.90 03.86		24.0116-0100.1	416100		280 16,0 13,0 +R	
	507 D 508 D 508 DK 510	VA:A025461 VA:A025461 VA:A025461 VA:A025461				24.0122-0140.1	422140		280 22,0 19,0 L	
	507 D 508 D 508 DK 510			03.86 05.90 05.90 03.86		83.6204-0470.3	330312	2	L=470	
	507 D 508 D 508 DK 510			03.86 05.90 05.90 03.86		83.6104-0470.3	330253	2	L=470	
	507 D 508 D 508 DK 510		P012599 P012599 P012599 P012599	03.86 05.90 05.90 03.86		24.2419-0932.3	030058		CTR 19,05	
	507 D 508 D 508 DK 510	P012600 P012600 P012600 P012600				24.2419-0933.3	030059		CTR 19,05	
	507 D 508 D 508 DK 510			03.86 05.90 05.90 03.86		03.2523-0812.3 03.0450-2311.2	040020 082311		CRE 23,81 juego reparación CRE	
MERCEDES BENZ Transporter (BM 668) 609 D										
	609 D			03.86		03.6855-2202.4	300061		9" Tandem	ATE
	609 D			03.86	- ABS	03.2130-0102.3	010221		CMT 30,00	ATE
	609 D			03.86	+ rueda 16" ⁵⁾	11.0441-6002.2	250036		juego reparac.juntas	ATE
	609 D			03.86		13.0460-6015.2 24.8190-0415.2	606015 620415	2	29835 22,0 /DD CD Set L=239/180mm	ATE
	609 D			03.86		24.0130-0198.1	430198		304 30,0 26,0 V L	
	609 D			03.86		83.6204-0470.3	330312	2	L=470	
	609 D			03.86		83.6104-0470.3	330253	2	L=470	
	609 D			03.86		03.3230-0401.3	020115		CR 30,16	
	609 D 609 D		P012599 P012600	03.86		24.2419-0932.3 24.2419-0933.3	030058 030059		CTR 19,05 CTR 19,05	
	609 D			03.86		24.2528-0907.3	040054		CRE 28,57	
MERCEDES BENZ Transporter (BM 669) 709 D/711 D										
	709 D 711 D			03.86 03.86	- ABS - ABS	24.2133-0901.3	010387		CMT 33,34	
	709 D 711 D			03.86 03.86	+ rueda 16" ⁵⁾ + rueda 16" ⁵⁾	11.0441-6002.2	250036		juego reparac.juntas	ATE
	709 D 711 D			03.86 03.86	+ rueda 17,5" ⁶⁾ + rueda 17,5" ⁶⁾	11.0441-6002.2	250036		juego reparac.juntas	ATE
	709 D 711 D			03.86 03.86		13.0460-6015.2 24.8190-0415.2	606015 620415	2	29835 22,0 /DD CD Set L=239/180mm	ATE

1) FA 730.407 / A 730.407 / essieu AV 730.407 / VA 730.407
2) FA 730.602 / A 730.602 / essieu AV 730.602 / VA 730.602
3) FA: -A025460 / A: -A025460 / ess.AV: -A025460 / VA: -A025460
4) FA: A025461 - / A: A025461 - / ess.AV: A025461 - / VA: A025461 -
5) + 16" wheel / + ruota 16" / + roue 16" / + 16" Rad
6) + 17,5" wheel / + ruota 17,5" / + roue 17,5" / + 17,5" Rad

								
MERCEDES BENZ Transporter (BM 669) 709 D/711 D								
	709 D 711 D		03.86 03.86		24.0130-0198.1	430198		304 30,0 26,0 V L
	709 D 711 D		03.86 03.86		83.6204-0470.3	330312	2	L=470
	709 D 711 D		03.86 03.86		83.6104-0470.3	330253	2	L=470
	709 D 711 D		03.86 03.86		03.3231-3401.3 03.0401-2031.2	020120 052031		CR 31,75 juego reparación CR
	709 D 711 D		03.86 03.86	P012599 P012599	24.2419-0932.3	030058		CTR 19,05
	709 D 711 D	P012600 P012600			24.2419-0933.3	030059		CTR 19,05
	709 D 711 D		03.86 03.86		24.2528-0907.3	040054		CRE 28,57
MERCEDES BENZ Transporter (BM 670) 809 D-814 D								
	809 D 811 D 811 DK 814 D		03.86 03.86 06.90 03.86	- ABS - ABS - ABS - ABS	24.2133-0901.3	010387		CMT 33,34
	809 D 811 D 811 DK 814 D		03.86 03.86 06.90 03.86	+ rueda 17,5" ¹⁾ + rueda 17,5" ¹⁾ + rueda 17,5" ¹⁾ + rueda 17,5" ¹⁾	11.0441-6002.2	250036		juego reparac.juntas ATE
	809 D 811 D 811 DK 814 D		03.86 03.86 06.90 03.86		13.0460-6015.2 24.8190-0415.2	606015 620415	2	29835 22,0 /DD CD Set L=239/180mm ATE
	809 D 811 D 811 DK 814 D		03.86 03.86 06.90 03.86		24.0130-0103.1	430103		324 30,0 26,0 V L
	809 D 811 D 811 DK 814 D		03.86 03.86 06.90 03.86		83.6204-0470.3	330312	2	L=470
	809 D 811 D 811 DK 814 D		03.86 03.86 06.90 03.86		83.6104-0470.3	330253	2	L=470
	809 D 811 D 811 DK 814 D		03.86 03.86 06.90 03.86		03.3231-3401.3 03.0401-2031.2	020120 052031		CR 31,75 juego reparación CR
	809 D 809 DT 811 D 811 DK 814 D 814 DA		03.86 03.86 03.86 06.90 03.86 06.90	P012599 P012599 P012599 P012599 P012599 P012599	24.2419-0932.3	030058		CTR 19,05
	809 D 809 DT 811 D 811 DK 814 D 814 DA	P012600 P012600 P012600 P012600 P012600 P012600			24.2419-0933.3	030059		CTR 19,05
	809 D 809 DT 811 D 811 DK 814 D 814 DA		03.86 03.86 03.86 06.90 03.86 06.90		24.2528-0907.3	040054		CRE 28,57

¹⁾ + 17,5" wheel / + ruota 17,5" / + roue 17,5" / + 17,5" Rad



Ⓓ **Abmessungen Bremsscheiben**

Ⓔ**N** **Dimensions brake discs**

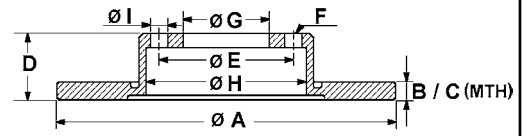
Ⓕ**R** **Dimensions Disques de frein**

Ⓔ**S** **Medidas disco de freno**

Abmessungen Bremsscheiben

Dimensions brake discs - Misure dischi freno -

Dimensions Disques de frein - Medidas disco de freno



S Fixierschraube - fixing screw - vite di riparazione - vis de fixation - tornillo quejija

B beschichtet - coated - rivestito - revêtu - recubierto

HC hochgekohlt - high carbon - ad alto tenore di carbonio - à haute teneur en carbone - altamente carbonizado

L legiert - alloyed - alligato/legato - allié - aleado

V ventiliert - ventilated - ventilato - ventilé - ventilado

● gelocht - perforated - perforato - poinçonné - perforado

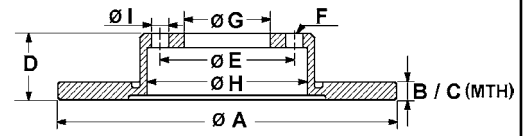
		S	B	H	C	L	V	A	B	C	D	E	F	G	H	I	OE - #	
24.0107-0100.1	407100							244,0	7,0	6,3	47,0	108,0	6	86,7	128,0	9,5	CITROEN	95 599 322
24.0107-0105.2	407105							224,0	7,0	5,0	56,5	108,0	4	71,0	133,0	13,0	CITROEN	95 582 061 95 661 849
24.0107-0108.1	407108							234,0	7,0	6,0	39,5	100,0	4	68,0	140,0	12,8	NISSAN	43206-58Y01
24.0108-0100.1	408100							239,0	8,0	7,0	44,0	100,0	4	65,0	124,5	12,9	AUDI/VW	861 615 301 B
24.0108-0104.1	408104	S	B					238,0	8,2	7,0	41,0	100,0	4	61,0	129,5	12,4	RENAULT	77 01 204 285
24.0108-0105.1	408105							247,5	8,0	6,5	20,3	108,0	4	71,0	133,0	13,0	PEUGEOT	4246 H0
24.0109-0101.1	409101							267,0	9,4	7,5	65,3	108,0	4	70,0	160,0	12,8	ALFA ROMEO	60516948
24.0109-0103.1	409103		B					278,0	9,0	7,3	58,5	112,0	5	67,0	164,0	15,0	MERCEDES BENZ	129 423 00 12
24.0109-0108.1	409108							244,5	9,0	7,0	43,8	86,0	3	62,0	109,0	10,0	CITROEN	75 485 825 210 423 09 12
24.0109-0120.1	409120	S	B					258,0	9,0	7,3	55,5	112,0	5	67,0	164,0	12,8	MERCEDES BENZ	202 423 00 12
24.0109-0121.2	409121							224,0	9,0	8,0	63,2	108,0	5	71,0	135,0	13,0	CITROEN	4246 T3 95 661 814
24.0109-0127.1	409127							231,0	9,0	8,0	34,5	100,0	4	65,0	125,0	13,0	MAZDA	B4Y2-26-251C
24.0109-0128.1	409128							242,0	9,0	8,0	36,4	100,0	4	54,0	130,9	14,5	TOYOTA	42431-12090 42431-12120
24.0109-0130.1	409130							258,0	9,0	7,5	43,5	108,0	4	68,0	160,7	15,5	SAAB	8970717
24.0109-0131.1	409131		B					251,0	9,0	8,0	34,5	100,0	4	55,0	125,0	13,0	MAZDA	BB4C-26-251C BR74-26-251A
24.0110-0109.1	410109							240,0	10,0	8,4	58,5	80,0	4	63,0	106,0	10,2	BMW	34 11 1 117 422
24.0110-0110.1	410110							272,0	9,5	7,9	61,5	120,0	5	75,0	160,0	14,5	BMW	34 21 1 163 132
24.0110-0111.1	410111		B					226,0	10,0	8,0	71,2	100,0	4	39,8	121,4	M12x1,5	SEAT/VW	357 615 601
24.0110-0115.1	410115		B					253,0	10,2	8,9	33,0	108,0	4	63,5	155,0	13,7	VOLKSWAGEN	6N0 615 601
24.0110-0116.1	410116							245,0	10,0	8,0	46,5	112,0	5	68,0	135,5	15,4	FORD	1514237 4083484 5022666 5030658
24.0110-0118.1	410118		B	HC				300,0	9,9	8,4	67,9	120,0	5	75,0	180,0	14,5	AUDI	443 615 601 B
24.0110-0136.1	410136							215,0	10,0	8,0	33,0	102,0	4	86,0	106,0	M10x1,25	BMW	34 21 1 165 259
24.0110-0139.1	410139							228,0	10,0	9,0	38,5	99,0	6	83,0	102,5	M8	SUZUKI	55511-82001
24.0110-0142.1	410142							278,0	9,5	8,0	83,8	130,0	4	39,8	160,0	M14x1,5	RENAULT	77 01 466 540
24.0110-0144.1	410144							261,0	9,9	8,0	82,1	100,0	4	39,8	160,0	M12x1,5	VOLKSWAGEN	113 407 075 311 405 583 A
24.0110-0147.1	410147							280,0	10,0	8,4	68,1	120,0	5	75,0	160,0	14,5	OPEL/VAUXHALL	5 69 204/90348319
24.0110-0148.1	410148							221,0	10,0	8,7	42,0	108,0	4	72,0	131,0	13,4	BMW	34 21 1 165 255
24.0110-0150.1	410150							258,0	10,0	8,4	60,0	100,0	4	62,0	160,8	14,5	FORD	1575877 5022650 5022651 6119634
24.0110-0151.1	410151	S	B					239,0	10,0	8,0	38,9	100,0	4	65,0	124,5	13,6	BMW	34 21 6 755 407
24.0110-0152.1	410152	S						236,0	10,0	7,0	41,0	100,0	4/6	60,0	123,0	14,0	AUDI/SEAT/VW	811 615 301
24.0110-0154.1	410154							245,0	10,0	8,0	59,5	112,0	5	68,0	135,8	15,4	OPEL/VAUXHALL	5 69 028/90008003
24.0110-0166.1	410166							250,0	9,9	8,0	21,0	80,0	6	62,0	134,0	8,5	AUDI	437 615 601
24.0110-0174.1	410174							284,0	10,0	8,4	61,0	120,0	5	75,0	180,0	14,5	ALFA ROMEO	60526121
24.0110-0176.1	410176							284,0	10,0	8,4	68,0	120,0	5	75,0	180,0	14,5	BMW	34 21 1 162 968
24.0110-0178.1	410178							245,0	10,0	8,0	59,5	108,0	4	68,0	135,8	15,4	BMW	34 21 1 163 150
24.0110-0179.1	410179		B					245,0	10,0	8,0	59,5	108,0	4	68,0	135,8	15,4	AUDI	443 615 601
24.0110-0181.1	410181							250,0	9,9	8,0	21,0	80,0	6	62,0	134,0	10,5	ALFA ROMEO	60533971
								259,0	10,0	8,0	72,0	114,3	5	48,0	58,0	12,5	FORD	E92Z2C026A
																	MAZDA	GJ25-26-251 GJ25-26-251A GJ25-26-251B GW55-26-251
24.0110-0182.1	410182		B					245,0	10,0	8,0	40,1	108,0	4	68,0	135,5	15,4	AUDI	8A0 615 601
24.0110-0183.1	410183							266,0	10,0	8,0	27,0	108,0	4	66,0	133,2	13,0	CITROEN	95 661 746
24.0110-0185.1	410185	S	B					279,0	10,0	8,3	71,7	112,0	5	67,0	160,0	15,0	PEUGEOT	4246 A9
24.0110-0186.1	410186							252,7	10,2	8,9	33,0	112,0	5	63,5	155,0	13,7	MERCEDES BENZ	126 423 00 12
24.0110-0187.1	410187	S	B					247,0	10,0	9,0	34,2	108,0	4	66,0	133,0	13,0	FORD	5027464 5027465
																	CITROEN	95 661 748
																	PEUGEOT	4246 A5 4249 95
24.0110-0189.1	410189		B					281,0	9,6	8,4	73,2	108,0	5	68,0	160,0	16,5	VOLVO	270736
24.0110-0190.1	410190		B					251,5	10,0	9,0	50,7	98,0	4	59,0	127,5	13,0	ALFA/FIAT/LANCIA	46758715 46831042 82434070 71738913
24.0110-0191.1	410191		B					270,0	10,0	8,0	67,0	110,0	5	65,5	160,0	14,0	FIAT	71738913
24.0110-0192.1	410192							289,8	10,0	9,0	46,0	140,0	5	107,0	177,0	13,0	OPEL/VAUXHALL	5 69 101/90272328
24.0110-0193.1	410193							239,5	10,2	8,7	58,1	108,0	4	63,5	136,0	13,7	SUZUKI	55211-80000
																	FORD	5022947 5024744
24.0110-0196.1	410196		B					239,7	10,0	8,0	43,0	108,0	4	63,6	136,0	13,8	FORD	5022652 5022653



Abmessungen Bremsscheiben

Dimensions brake discs - Misure dischi freno -

Dimensions Disques de frein - Medidas disco de freno



S Fixierschraube - fixing screw - vite di riparazione - vis de fixation - tornillo quefija

B beschichtet - coated - rivestito - revêtu - recubierto

HC hochgekohlt - high carbon - ad alto tenore di carbonio - à haute teneur en carbone - altamente carbonizado

L legiert - alloyed - alligato/legato - allié - aleado

V ventiliert - ventilated - ventilato - ventilé - ventilado

● gelocht - perforated - perforato - poinçonné - perforado

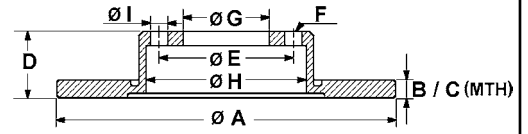
		S	B	HC	L	V	A	B	C	D	E	F	G	H	I	OE - #		
24.0110-0198.1	410198						258,0	10,0	9,0	29,0	98,0	3	57,0	124,3	13,0	CITROEN	95 669 226	
24.0110-0199.1	410199						247,0	10,0	8,0	34,3	108,0	4	71,0	133,0	13,0	PEUGEOT	4246 G9	
24.0110-0200.1	410200						245,0	10,0	8,0	65,5	108,0	4	68,0	135,5	15,4	AUDI	443 615 601 E	
24.0110-0201.1	410201		B				245,0	10,0	8,0	64,2	112,0	5	68,0	135,5	15,4	AUDI/SKODAVW	4A0 615 601 A	
24.0110-0203.1	410203						226,0	10,0	8,0	71,2	100,0	5	39,8	50,2	M14x1,5	SEAT/VW	357 615 601 B	
24.0110-0206.1	410206						265,0	10,0	8,0	53,0	108,0	5	68,0	160,0	16,0	VOLVO	1359290	
24.0110-0207.1	410207						245,0	10,0	8,0	46,5	108,0	4	68,0	135,5	15,4	AUDI	443 615 601 A	
24.0110-0209.1	410209		B				251,4	10,0	9,0	50,5	98,0	5	59,0	127,5	13,0	ALFA/FIAT/LANCIA	7789267 60569164 60653479 60658566 60801787 82439939 82440275	
24.0110-0212.1	410212	S	B				238,5	10,0	8,0	48,1	100,0	4	61,0	154,5	13,0	HONDA	42510-SE0-010 42510-SH3-G00 42510-SK3-305 42510-SK3-E00	
24.0110-0213.1	410213						270,0	10,0	8,6	62,6	108,0	4	63,5	180,0	13,7	FORD	5025951	
24.0110-0233.1	410233	S	B				260,0	10,0	8,0	48,7	114,3	4	64,1	155,0	12,8	HONDA	42510-SN7-000 42510-SV1-A00 42510-SV4-A00 GBD90835	
24.0110-0235.1	410235						211,0	10,0	9,0	35,0	88,0	4	70,0	98,0	M10x1,25	ROVER	GBD90806	
24.0110-0236.1	410236						222,0	10,0	8,0	66,5	114,3	4	45,3	50,3	12,6	DAIHATSU	43512-87216-000	
24.0110-0238.1	410238						265,0	10,0	8,4	49,0	114,3	4	90,0	154,0	12,6	MAZDA	B107-26-251	
24.0110-0239.1	410239						213,5	9,6	8,6	61,2	73,0	4	55,6	85,0	3/8"	MITSUBISHI	MB500555 MB500556	
24.0110-0241.1	410241						269,0	10,0	9,0	64,5	100,0	5	54,0	188,5	14,5	AUSTIN/ROVER	GBD90806	
24.0110-0244.1	410244						258,0	10,0	9,0	45,0	114,3	5	68,0	154,0	12,6	TOYOTA	42431-20160	
24.0110-0255.1	410255						260,0	10,0	8,0	43,1	114,3	4	64,1	158,8	12,5	NISSAN	43206-88E03	
24.0110-0256.1	410256						259,0	10,0	8,0	72,0	114,3	5	47,9	63,9	12,5	HONDA	42510-SG9-000 42510-SG9-010 GBD90802	
24.0110-0263.1	410263						258,0	10,0	8,4	74,5	100,0	4	62,0	161,0	14,5	ROVER	MAZDA	G311-26-251A GM09-26-251B
24.0110-0265.1	410265						261,0	10,0	8,0	53,0	114,3	5	66,0	156,5	13,0	BMW	34 21 1 163 145	
24.0110-0267.1	410267						260,0	10,0	8,0	43,2	114,3	4	64,1	159,0	12,6	MAZDA	G0YD-26-251A	
24.0110-0275.2	410275						226,0	10,0	8,0	71,5	100,0	4	39,9	121,5	M12x1,5	HONDA	42510-SD4-000 42510-SS0-000 42510-SS0-J00	
24.0110-0276.2	410276						226,0	10,0	8,0	71,5	100,0	5	39,9	121,5	M14x1,5	SEAT/VW	357 615 601	
24.0110-0319.1	410319						295,0	10,0	8,8	88,0	120,7	5	73,8	180,0	13,4	VOLKSWAGEN	6N0 615 601	
24.0111-0115.1	411115		B				252,5	10,0	9,0	65,0	98,0	4	68,0	118,0	13,0	SEAT/VW	357 615 601 B	
24.0111-0116.1	411116						238,0	11,0	8,0	55,5	92,0	4	73,0	112,5	10,5	JAGUAR	JLM 10601 JLM 12424 JLM 1830	
24.0111-0119.1	411119		B				240,5	11,0	9,2	40,0	98,0	4	59,0	123,0	13,0	LADA	2101-3103002 2101-3501070	
24.0111-0120.1	411120						269,5	10,5	9,5	65,9	114,3	4	86,0	145,0	13,6	OPEL/VAUXHALL	5 69 041/90272326	
24.0111-0122.1	411122						255,0	10,5	9,5	30,6	100,0	4	66,0	134,0	12,6	ALFA/FIAT/LANCIA	7663465 7685656 46403960 51876438 60811879 71769481 71772238 51859078 1715410 BS51-1125-AA	
24.0111-0129.1	411129						251,0	11,0	9,5	51,0	98,0	4	62,0	135,0	13,0	SAAB	8904575	
24.0111-0130.1	411130		B				227,0	10,8	9,0	45,8	98,0	4	62,0	117,0	13,0	RENAULT	77 00 764 192 77 01 204 288	
24.0111-0137.1	411137	S	B				262,0	11,0	9,0	45,5	112,0	5	67,0	142,5	15,0	FIAT	4377102	
24.0111-0139.1	411139						234,0	11,0	10,0	47,0	100,0	4	56,0	128,5	13,4	SEAT	SE022165002B	
																AUTOB/FIAT/LANCIA	4385812 16500253 SE022165002A	
																MERCEDES BENZ	201 421 12 12	
																DAIHATSU	43512-87709-000 43512-87717-000 43512-87727-000	



Abmessungen Bremsscheiben

Dimensions brake discs - Misure dischi freno -

Dimensions Disques de frein - Medidas disco de freno



S Fixierschraube - fixing screw - vite di riparazione - vis de fixation - tornillo quefija

B beschichtet - coated - rivestito - revêtu - recubierto

HC hochgekohlt - high carbon - ad alto tenore di carbonio - à haute teneur en carbone - altamente carbonizado

L legiert - alloyed - alligato/legato - allié - aleado

V ventiliert - ventilated - ventilato - ventilé - ventilado

● gelocht - perforated - perforato - poinçonné - perforado

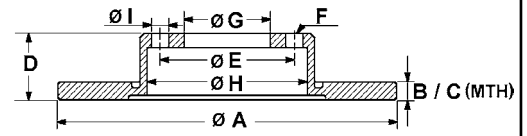
		S	B	H	C	L	V	A	B	C	D	E	F	G	H	I	OE - #
24.0111-0149.1	411149							240,5	11,0	9,2	40,0	98,0	4	59,0	124,5	13,0	ALFA ROMEO 60576335 60805117
24.0112-0102.1	412102							231,0	12,0	10,0	44,0	100,0	4	61,0	124,0	12,6	HONDA 45251-SB2-030 45251-SB2-732 ROVER DBP3169 GBD90810 GBD90818 GBD90827
24.0112-0106.1	412106	S	B					239,0	12,0	10,0	35,4	100,0	4	65,0	124,5	13,6	AUDI/SEAT/VW AUDI/VW 321 615 301 175 615 301
24.0112-0111.1	412111							284,0	12,0	10,4	76,0	120,0	5	79,0	146,0	14,5	BMW 34 11 1 163 134
24.0112-0112.1	412112							257,0	12,0	10,8	51,5	98,0	4	62,0	135,0	13,0	FIAT/LANCIA 4448411
24.0112-0115.1	412115							239,8	12,0	11,0	35,0	96,0	4	76,0	128,8	8,3	NISSAN 40206-05A01
24.0112-0116.1	412116	S	B					238,0	12,0	10,5	41,0	100,0	4	61,0	129,5	13,5	DACIA 60 01 549 211 RENAULT 60 01 549 211 77 01 204 282
24.0112-0117.1	412117	S	B					284,0	12,0	10,0	46,5	112,0	5	67,0	154,3	15,0	MERCEDES BENZ 124 421 13 12
24.0112-0120.1	412120			HC				300,0	12,0	10,4	67,9	120,0	5	75,0	180,0	14,5	BMW 34 21 1 165 257
24.0112-0121.1	412121							214,0	12,0	10,0	43,2	100,0	4	59,0	125,5	12,5	NISSAN 40206-01B00 40206-01B01
24.0112-0122.1	412122							240,0	12,0	10,8	46,5	98,0	4	59,0	127,5	13,0	AUTOB/FIAT/LANCIA 71738423
24.0112-0123.1	412123							240,3	12,0	11,0	45,1	100,0	4	61,0	126,5	12,6	NISSAN 40206-61A01 40206-61A11
24.0112-0127.1	412127			B				257,5	12,0	10,2	40,5	98,0	4	59,0	123,0	13,0	ALFA/FIAT/LANCIA 7663466 46820655 51859075 51866265 60808872 51866264
24.0112-0129.1	412129			HC				290,0	12,0	9,8	60,0	112,0	5	67,0	164,0	17,0	FIAT MERCEDES BENZ 140 423 06 12
24.0112-0130.1	412130							272,0	11,0	9,9	50,5	140,0	5	108,0	157,0	14,5	LADA 2121-3501070
24.0112-0133.1	412133							253,8	12,0	10,5	54,2	108,0	5	66,0	134,0	14,7	RENAULT 77 01 467 307
24.0112-0134.1	412134							253,8	12,0	10,5	54,2	100,0	4	66,0	134,0	12,6	RENAULT 77 01 467 306
24.0112-0136.2	412136							251,0	12,0	10,8	62,3	108,0	5	71,0	134,7	13,0	CITROEN 95 661 796
24.0112-0139.1	412139							214,0	12,0	10,0	46,2	100,0	4	61,0	126,6	12,6	NISSAN 40206-21B01
24.0112-0140.1	412140							238,0	12,0	11,0	48,2	100,0	4	54,1	127,0	14,5	TOYOTA 43512-12230 43512-12500
24.0112-0145.1	412145							265,6	12,0	10,6	48,0	139,7	6	96,5	171,6	12,6	ISUZU 8-94173-244-0 8-94173-244-2
24.0113-0102.2	413102							272,0	12,7	10,7	68,5	108,0	4	82,0	126,5	M12x1,5	ALFA ROMEO 60516371
24.0113-0105.1	413105							302,0	12,5	11,5	48,0	139,5	6	100,0	168,5	15,0	TOYOTA 43512-35070
24.0113-0111.1	413111							253,0	12,7	11,1	67,5	88,5	5	69,5	109,5	12,2	MERCEDES BENZ 110 421 01 12
24.0113-0112.1	413112							273,0	12,6	11,0	63,3	112,0	5	69,5	127,5	15,0	MERCEDES BENZ 115 421 11 12
24.0113-0113.1	413113							273,5	12,6	11,0	63,3	112,0	5	80,0	127,5	15,0	MERCEDES BENZ 115 421 13 12
24.0113-0117.1	413117							280,0	12,7	11,7	65,4	114,3	4	86,1	145,5	13,6	SAAB 32000298
24.0113-0118.1	413118							244,6	12,7	11,4	27,0	92,5	4	68,3	116,1	10,3	FORD 5022671 5023732
24.0113-0122.1	413122							247,6	12,7	11,4	26,9	92,5	4	68,3	118,1	10,5	FORD HYUNDAI 5022829 58161-31000 58161-31010
24.0113-0125.1	413125							246,0	12,7	9,7	55,5	92,0	4	73,0	114,0	10,5	OPEL/VAUXHALL 5 69 026/90008001
24.0113-0126.1	413126							271,0	12,7	9,7	59,4	108,0	5	88,0	130,0	10,5	OPEL/VAUXHALL 5 69 027/90008002
24.0113-0128.1	413128							273,0	13,0	10,7	43,0	98,0	4	76,0	132,0	10,3	PEUGEOT/TALBOT 4246 B2
24.0113-0132.1	413132							278,2	13,0	11,0	85,8	112,0	5	66,1	137,0	16,0	VOLKSWAGEN 211 615 301 B
24.0113-0137.1	413137			B				278,0	12,6	10,6	63,3	112,0	5	80,0	127,5	15,2	MERCEDES BENZ 123 421 00 12
24.0113-0138.1	413138							255,0	12,7	11,1	75,0	100,0	4	63,0	128,0	14,5	BMW 34 11 1 163 128
24.0113-0139.1	413139							280,0	12,7	11,1	78,0	120,0	5	74,0	143,0	14,5	BMW 34 11 1 163 144
24.0113-0141.1	413141							280,0	12,7	11,7	47,4	114,3	4	86,0	147,5	11,0	SAAB 8934036
24.0113-0142.1	413142							278,0	13,0	11,0	118,5	112,0	5	45,2	68,0	M14x1,5	VOLKSWAGEN 251 407 617 251 407 617 A
24.0113-0159.1	413159							243,0	12,7	11,4	33,7	104,0	4	86,0	127,5	10,6	NISSAN MB316676
24.0113-0160.1	413160			B				256,0	13,0	11,0	46,5	108,0	4	68,0	135,5	15,4	AUDI 443 615 301
24.0113-0161.1	413161	S	B					236,0	12,7	9,7	41,0	100,0	4/6	60,0	123,0	14,0	OPEL/VAUXHALL 5 69 020/90008005 5 69 030/90008031 5 69 013/93182290
24.0113-0165.1	413165							219,0	13,0	11,0	37,0	94,0	4	75,0	119,0	10,5	KIA KK150-33-251 MDA01-33-251
24.0113-0167.1	413167			B				260,0	12,7	11,1	35,0	100,0	4	66,0	137,5	14,5	MAZDA DA01-33-251
24.0113-0168.1	413168							256,0	13,0	11,0	61,0	118,0	5	72,0	141,0	15,0	BMW 34 11 6 752 434 CITROEN 75 685 01 ZF 07 568 501 FIAT 4450931 7568501 PEUGEOT 4246 85 / 4246 B3



Abmessungen Bremsscheiben

Dimensions brake discs - Misure dischi freno -

Dimensions Disques de frein - Medidas disco de freno



S Fixierschraube - fixing screw - vite di riparazione - vis de fixation - tornillo quefija

B beschichtet - coated - rivestito - revêtu - recubierto

HC hochgekohlt - high carbon - ad alto tenore di carbonio - à haute teneur en carbone - altamente carbonizado

L legiert - alloyed - alligato/legato - allié - aleado

V ventiliert - ventilated - ventilato - ventilé - ventilado

● gelocht - perforated - perforato - poinçonné - perforado

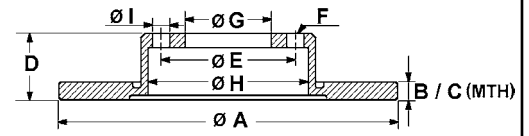
		S	B	HC	L	V	A	B	C	D	E	F	G	H	I	OE	#
24.0113-0170.1	413170						257,0	13,0	11,5	84,0	108,0	4	39,84	50,25	M14x1,5	PORSCHE	477 405 583 B
24.0113-0171.1	413171						239,0	12,6	9,0	46,0	98,0	4	58,5	128,0	13,0	ALFA ROMEO	60501453
24.0113-0172.1	413172						238,9	12,8	11,4	29,2	86,0	4	69,0	107,0	10,4	VOLVO	3210674
24.0113-0173.1	413173						239,5	12,7	11,4	58,1	108,0	4	63,5	136,0	13,7	FORD	5024745 6092165 6100043
24.0113-0174.1	413174						258,0	12,6	9,7	58,4	110,0	5	70,0	139,0	14,0	OPEL/VAUXHALL	5 69 040/90271135
24.0113-0178.1	413178	S	B				255,6	12,9	11,0	39,2	100,0	4	65,0	135,5	13,6	SEAT/VW	357 615 301
24.0113-0183.1	413183						234,0	13,0	11,4	34,0	104,0	4	86,0	126,0	10,6	MITSUBISHI	MB618737
24.0113-0189.1	413189		B				290,0	12,5	11,7	61,5	127,0	5	101,6	160,5	10,0	LAND ROVER	FRC9831 FTC1381
24.0114-0100.1	414100						270,0	14,3	12,9	71,2	100,0	5	78,5	120,0	M10	FORD	5022674 5022677
24.0114-0101.1	414101						263,0	14,3	12,7	65,0	108,0	5	68,1	139,0	16,3	VOLVO	270737
24.0114-0102.1	414102						257,5	14,0	12,8	50,7	98,0	4	59,0	128,7	13,2	FIAT/LANCIA	82434169
24.0114-0103.1	414103						254,0	14,3	12,9	31,5	100,0	5	78,5	138,0	M10	FORD	5022676
24.0114-0106.1	414106						250,0	14,0	12,5	34,6	94,0	4	75,0	129,0	10,6	MAZDA	GA97-33-251B
24.0114-0107.1	414107						280,0	14,0	12,6	55,5	138,0	5	112,0	150,0	M10x1,5	PEUGEOT	4246 69 4246 B8
24.0114-0108.1	414108		B				298,5	14,0	13,0	70,0	127,0	5	101,6	160,5	10,0	LAND ROVER	FRC7329 FRC7392 FTC3846
24.0114-0115.1	414115						298,0	14,0	13,0	59,0	127,0	5	101,6	159,6	10,2	LAND ROVER	SDB000330 SDB100980
24.0115-0105.1	415105		B	HC			288,0	15,0	13,0	46,5	112,0	5	68,0	135,5	15,4	AUDI	4A0 615 301 B
24.0115-0106.1	415106				V		214,0	15,0	13,0	46,2	100,0	4	61,0	126,5	12,6	NISSAN	40206-27B01
24.0116-0100.1	416100		B				280,0	16,0	13,0	78,6	112,0	5	88,0	133,5	12,5	MERCEDES BENZ	601 420 02 72 601 421 04 12
24.0116-0104.1	416104		B				258,0	16,0	13,0	95,5	112,0	5	45,2	67,9	M14x1,5	VOLKSWAGEN	251 407 617 M
24.0116-0105.1	416105		B				256,0	16,1	13,5	64,1	118,0	5	73,0	141,0	15,5	ALFA/FIAT	7531819 60809894 93500520
24.0116-0106.1	416106						290,0	16,0	14,8	61,0	118,0	5	73,0	141,0	15,5	CITROEN PEUGEOT	4246 N5 4246 B4 4249 L1
24.0116-0109.1	416109						258,0	16,0	13,0	57,5	112,0	5	67,0	135,0	15,5	CITROEN FIAT PEUGEOT	ZF 93 500 521 93500521 4246 H3
24.0116-0110.1	416110	S	B	HC	L		272,0	16,0	14,0	96,7	130,0	5	85,0	160,0	15,0	VOLKSWAGEN MERCEDES BENZ	251 407 615 Q 902 423 03 12 902 423 05 12
24.0116-0127.1	416127				V		211,0	16,0	14,0	41,0	88,0	4	70,0	97,0	M10x1,25	DAIHATSU	43512-87215-000
24.0116-0133.1	416133	S	B				303,0	16,0	13,0	83,0	130,0	5	85,0	158,5	15,0	MERCEDES BENZ	461 421 00 12 461 421 00 12
24.0117-0101.1	417101				V		231,0	17,0	15,0	44,0	100,0	4	61,0	124,0	12,6	HONDA	45251-SB2-932 45251-SB2-940
24.0117-0103.1	417103		B		V		231,2	17,0	15,0	50,0	114,3	4	64,0	137,5	12,8	ROVER	DBP7954 GBD90803 GBD90814 GBD90825
24.0118-0101.1	418101				V		238,0	18,0	16,0	31,0	94,0	4	75,0	143,5	10,5	SUBARU SUZUKI	5531180F03 55311-60B20 55311-72F00 55311M72F00
24.0118-0104.1	418104				V		242,0	18,0	16,0	43,9	90,0	4	70,0	100,0	M10	MAZDA	B107-33-251 BF68-33-251A
24.0118-0107.1	418107		B		V		240,0	18,0	16,0	45,2	100,0	4	61,0	130,0	12,6	SUBARU	25431GA171 25431GA200
24.0118-0109.1	418109				V		242,0	18,0	16,4	34,0	104,0	4	86,0	126,0	10,6	NISSAN	40206-58A00 40206-58A01 40206-60Y01
24.0118-0110.1	418110				V		238,0	18,0	17,0	48,2	100,0	4	54,1	127,0	14,5	MITSUBISHI	MB316677 MB366434
24.0118-0112.1	418112				V		236,0	18,0	16,4	34,0	104,0	4	86,0	141,0	10,6	TOYOTA	43512-12250 43512-12300 43512-12310 43512-12330 43512-12440 43512-12480
																MITSUBISHI	MB618734 MB618735



Abmessungen Bremsscheiben

Dimensions brake discs - Misure dischi freno -

Dimensions Disques de frein - Medidas disco de freno



S Fixierschraube - fixing screw - vite di riparazione - vis de fixation - tornillo quefija

B beschichtet - coated - rivestito - revêtu - recubierto

HC hochgekohlt - high carbon - ad alto tenore di carbonio - à haute teneur en carbone - altamente carbonizado

L legiert - alloyed - alligato/legato - allié - aleado

V ventiliert - ventilated - ventilato - ventilé - ventilado

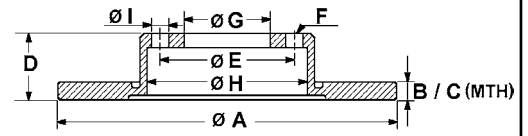
● gelocht - perforated - perforato - poinçonné - perforado

		S	B	HC	L	V	A	B	C	D	E	F	G	H	I	OE - #
24.0118-0113.1	418113		B			V	235,0	18,0	16,0	45,0	100,0	4	55,0	125,0	13,0	MAZDA NA01-33-25X NA01-33-25XA NA01-33-25XC
24.0118-0115.1	418115					V	212,0	18,0	15,5	36,5	94,0	4	65,1	99,0	M10x1,25	SUBARU 725431150 725431312
24.0118-0119.1	418119					V	291,0	18,0	17,0	68,4	114,3	5	60,0	190,0	14,5	TOYOTA 42431-14110
24.0118-0126.1	418126					V	234,5	18,0	17,0	47,0	100,0	4	56,0	128,5	13,0	DAIHATSU 43512-87710-000 43512-87718-000 43512-87725-000
24.0119-0104.1	419104					V	242,0	19,0	17,0	49,6	100,0	4	61,0	126,7	12,6	HONDA 45251-SE0-010
24.0119-0106.1	419106					V	242,0	19,0	17,0	44,1	100,0	4	61,0	122,0	12,6	HONDA 45251-SB2-990
24.0119-0109.1	419109					V	242,0	19,1	17,0	40,5	104,0	4	86,0	143,0	M10x1,25	HYUNDAI 51712-24100
24.0120-0100.1	420100					V	229,0	20,0	18,5	34,5	94,0	4	75,0	115,0	10,6	MAZDA GB40-33-251 GF15-33-251
24.0120-0103.1	420103			HC	L	V	282,5	20,5	19,1	35,3	126,0	5	107,0	145,0	8,4	PORSCHE 477 405 083 A 911 351 041 20
24.0120-0104.1	420104			HC	L	V	289,0	20,0	18,6	100,0	130,0	5	103,0	180,0	15,4	PORSCHE 944 352 041 03
24.0120-0108.1	420108					V	260,0	20,0	18,0	54,0	98,0	5	58,0	127,0	13,0	CITROEN 5 429 669 S 75 529 364
24.0120-0112.1	420112			HC	L	V	289,0	19,9	18,7	71,2	130,0	5	102,8	180,0	15,6	PORSCHE 944 352 041 02
24.0120-0113.1	420113			HC		V	300,0	20,0	18,4	68,0	120,0	5	75,0	180,0	14,5	BMW 34 21 1 162 967
24.0120-0115.1	420115	S	B	HC	L	V	236,0	20,0	17,0	41,0	100,0	4/6	60,0	123,0	14,0	CHEVROLET 90121445 DAEWOO 90121445 OPEL/VAUXHALL 5 69 054/90511111 NISSAN 40206-37J01 40206-C7000 40206-C7001 40206-G9500
24.0120-0119.1	420119					V	295,0	20,0	18,0	29,0	137,0	6	104,0	178,0	M12x1,25	AUDI 853 615 301 A 853 615 301 C
24.0120-0120.1	420120			HC		V	256,0	20,0	18,0	41,9	108,0	4	68,0	134,0	15,4	MAZDA GJ96-33-25XA
24.0120-0121.1	420121					V	242,0	20,0	18,0	37,5	94,0	4	75,0	113,0	10,6	AUDI/SEAT/VW 321 615 301 C
24.0120-0123.1	420123	S	B	HC	L	V	239,0	20,0	18,0	39,0	100,0	4	65,0	123,8	13,6	NISSAN 40206-00QAJ
24.0120-0125.1	420125	S	B			V	238,0	20,1	17,7	41,0	100,0	4	61,0	128,0	12,5	RENAULT 77 01 204 286 RENAULT 77 00 715 081 77 01 204 283
24.0120-0126.1	420126		B			V	259,0	20,2	17,7	46,4	100,0	4	61,0	130,0	12,8	SEAT/VW 321 615 301 D 6N0 615 301 D
24.0120-0128.1	420128	S	B	HC	L	V	256,0	20,0	18,0	38,8	100,0	4	65,0	131,5	13,8	ALFA/FIAT/LANCIA 60810227 82464702
24.0120-0129.1	420129					V	257,4	20,0	18,2	51,7	98,0	4	59,0	127,0	13,0	MITSUBISHI MB151387
24.0120-0130.1	420130					V	255,0	20,0	18,4	45,0	108,0	6	87,0	115,0	10,5	CITROEN 91 517 694
24.0120-0131.1	420131					V	247,0	20,4	18,5	44,2	108,0	4	66,0	133,2	12,8	PEUGEOT 4246 A6
24.0120-0132.1	420132	S	B			V	247,0	20,4	18,5	34,2	108,0	4	66,0	133,2	12,8	CITROEN 95 661 747 PEUGEOT 4246 A7 4249 96
24.0120-0133.1	420133	S	B			V	266,0	20,5	18,5	27,6	108,0	4	66,0	133,0	13,0	CITROEN 4249 F0 PEUGEOT 4246 97 4249 F0
24.0120-0134.1	420134					V	265,0	20,5	17,7	31,6	100,0	4	61,0	127,0	12,8	RENAULT 77 00 764 193 77 01 467 955
24.0120-0135.1	420135					V	244,0	20,5	17,7	31,6	100,0	4	61,0	127,0	12,5	RENAULT 77 00 758 901 77 01 204 954 77 01 467 954
24.0120-0137.1	420137		B			V	269,0	19,9	18,0	46,0	112,0	5	68,0	156,0	15,5	AUDI 447 615 601 A
24.0120-0139.1	420139					V	255,5	20,0	18,4	33,5	104,0	5	84,0	84,5	10,6	MITSUBISHI MB238495
24.0120-0142.1	420142		B	HC	L	V	257,5	20,0	18,2	40,5	98,0	4	59,0	126,7	13,0	ALFA/FIAT/LANCIA 7779409 71738145 51749124 60806137 60810076 60811256 60811266
24.0120-0143.1	420143					V	240,0	20,0	18,2	46,5	98,0	4	59,0	124,5	13,0	FIAT 7650707
24.0120-0147.1	420147		B			V	239,5	20,0	18,0	43,0	108,0	4	63,5	136,0	13,7	FORD/MAZDA 1019604 1066271 1320581 1320582 5028281
24.0120-0148.1	420148					V	238,0	20,1	17,7	46,0	100,0	4	61,0	132,0	12,5	RENAULT 77 01 466 782
24.0120-0153.1	420153					V	302,0	20,0	19,0	48,0	139,7	6	100,0	166,5	15,0	TOYOTA 43512-60011 43512-60040 43512-69015 43512-69016

Abmessungen Bremsscheiben

Dimensions brake discs - Misure dischi freno -

Dimensions Disques de frein - Medidas disco de freno



S Fixierschraube - fixing screw - vite di riparazione - vis de fixation - tornillo quefija

B beschichtet - coated - rivestito - revêtu - recubierto

HC hochgekohlt - high carbon - ad alto tenore di carbonio - à haute teneur en carbone - altamente carbonizado

L legiert - alloyed - alligato/legato - allié - aleado

V ventiliert - ventilated - ventilato - ventilé - ventilado

● gelocht - perforated - perforato - poinçonné - perforado

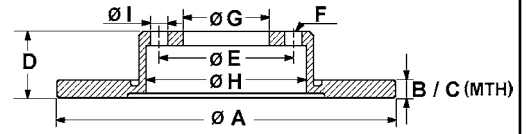
		S	B	HC	L	V	A	B	C	D	E	F	G	H	I	OE - #	
24.0120-0157.1	420157					V	251,0	20,0	18,0	45,8	98,0	4	62,0	159,5	13,0	SEAT	SE021165002A
24.0120-0168.1	420168					V	289,0	20,0	18,0	64,2	127,0	6	100,0	156,0	10,7	TOYOTA	43512-35190
24.0120-0172.1	420172			HC	L	V	269,0	19,9	18,0	59,5	112,0	5/10	68,0	156,0	15,3	VOLKSWAGEN	J43 512 351 90
24.0120-0185.1	420185			HC	L	V	290,0	20,0	18,7	83,0	130,0	5	90,0	180,0	15,4	AUDI	857 615 601
24.0120-0199.1	420199			HC	L	V	278,0	19,9	17,4	55,2	112,0	5	67,0	164,0	15,0	PORSCHE	901 352 041 14
24.0121-0100.1	421100					V	285,0	21,0	19,0	51,2	114,3	4	64,1	141,0	12,7	MERCEDES BENZ	124 423 10 12
24.0121-0101.1	421101					V	285,0	21,0	19,0	31,8	108,0	5	61,0	134,0	14,5	HONDA	45251-SG9-000
24.0121-0102.1	421102					V	262,0	21,0	19,0	51,2	100,0	4	64,2	141,0	12,6	ROVER	GBD90800
24.0121-0103.1	421103					V	285,0	21,0	19,0	31,8	100,0	4	61,0	134,0	12,5	RENAULT	GBD90822
24.0121-0105.1	421105	S	B			V	262,0	21,0	19,0	44,7	100,0	4	64,1	141,0	13,0	RENAULT	77 00 801 101
24.0121-0112.1	421112	B	HC	L	V	282,0	20,5	19,0	74,2	130,0	5	103,0	155,0	15,4	HONDA	77 01 204 298	
24.0122-0100.1	422100	B	HC		V	280,0	22,0	20,0	28,5	100,0	5	65,0	141,0	15,6	HONDA	77 01 204 299	
24.0122-0101.1	422101	B	HC		V	280,0	22,0	20,0	39,5	100,0	4	65,0	137,0	13,6	HONDA	45251-SF0-000	
24.0122-0122.1	422103	S	B	HC	V	302,0	22,0	20,4	76,0	120,0	5	79,0	149,0	14,5	RENAULT	45251-S6D-E10	
24.0122-0106.1	422106					V	278,0	22,0	20,0	66,3	112,0	5	80,0	127,5	15,0	HONDA	45251-S6D-E10
24.0122-0107.1	422107	B			V	284,0	22,0	20,2	39,4	98,0	4	59,0	127,0	13,0	HONDA	45251-S6D-E10	
24.0122-0109.1	422109					V	271,0	22,0	19,0	59,4	108,0	5	88,0	130,0	10,5	HONDA	45251-S6D-E10
24.0122-0111.1	422111					V	280,0	22,0	20,4	78,0	120,0	5	74,0	143,0	14,5	HONDA	45251-S6D-E10
24.0122-0112.1	422112					V	255,0	22,0	20,4	75,0	100,0	4	63,0	128,0	14,5	HONDA	45251-S6D-E10
24.0122-0114.1	422114					V	243,0	22,0	21,0	47,3	100,0	4	54,0	130,8	14,5	HONDA	45251-S6D-E10
24.0122-0116.1	422116					V	278,0	22,0	19,4	68,3	112,0	5	80,0	127,5	15,0	HONDA	45251-S6D-E10
24.0122-0118.1	422118	B				V	256,0	22,0	20,0	46,5	108,0	4	68,0	132,7	15,4	HONDA	45251-S6D-E10
24.0122-0119.2	422119					V	269,0	22,0	20,0	51,5	98,0	5	72,0	120,0	M12x1,5	HONDA	45251-S6D-E10
24.0122-0120.1	422120			HC	L	V	280,0	22,0	20,0	46,5	112,0	5	68,0	158,0	15,4	HONDA	45251-S6D-E10
24.0122-0122.1	422122	B	HC	L	V	260,0	22,0	20,4	35,0	100,0	4	66,0	138,0	14,5	HONDA	45251-S6D-E10	
24.0122-0123.1	422123	S	B	HC	L	V	284,0	22,0	19,4	43,5	112,0	5	67,0	154,3	15,0	HONDA	45251-S6D-E10
24.0122-0124.1	422124	B	HC	L	V	262,0	22,0	19,4	44,5	112,0	5	67,0	142,5	15,0	HONDA	45251-S6D-E10	
24.0122-0125.1	422125					V	286,0	22,0	19,4	60,0	112,0	5	80,0	127,5	15,0	HONDA	45251-S6D-E10
24.0122-0126.1	422126					V	271,0	22,0	19,0	59,4	108,0	5	94,0	130,0	10,5	HONDA	45251-S6D-E10
24.0122-0127.1	422127					V	263,0	22,0	20,4	67,3	108,0	5	68,0	139,0	16,5	HONDA	45251-S6D-E10
24.0122-0128.1	422128					V	239,2	22,0	20,2	46,1	98,0	4	58,5	127,4	13,0	HONDA	45251-S6D-E10
24.0122-0129.1	422129					V	250,0	22,0	20,0	49,2	114,3	4	68,0	144,0	12,5	HONDA	45251-S6D-E10
24.0122-0130.1	422130					V	257,2	22,0	20,2	50,7	98,0	4	59,0	127,0	13,2	HONDA	45251-S6D-E10
24.0122-0133.1	422133			HC		V	300,0	22,0	19,4	60,0	112,0	5	67,0	164,0	17,0	HONDA	45251-S6D-E10
24.0122-0134.1	422134	B	HC	L	V	284,0	22,0	19,4	43,5	112,0	5	67,0	152,0	15,0	HONDA	45251-S6D-E10	
24.0122-0135.1	422135					V	284,0	22,0	20,4	76,0	120,0	5	79,0	147,0	14,5	HONDA	45251-S6D-E10
24.0122-0136.1	422136	B	HC	L	V	295,0	22,0	19,4	49,5	112,0	5	67,0	154,3	15,0	HONDA	45251-S6D-E10	
24.0122-0137.1	422137					V	287,0	22,0	20,0	56,0	108,0	5	68,0	157,0	14,0	HONDA	45251-S6D-E10
24.0122-0138.1	422138					V	262,5	22,0	20,0	56,0	108,0	5	68,0	139,0	14,0	HONDA	45251-S6D-E10
24.0122-0140.1	422140			HC		V	280,0	22,0	19,0	78,6	112,0	5	88,0	133,5	12,5	HONDA	45251-S6D-E10
24.0122-0141.1	422141					V	276,0	22,0	20,0	48,0	108,0	5	71,0	130,5	13,0	HONDA	45251-S6D-E10
24.0122-0143.1	422143					V	280,0	22,0	20,0	58,0	108,0	5	61,0	131,5	14,7	HONDA	45251-S6D-E10



Abmessungen Bremsscheiben

Dimensions brake discs - Misure dischi freno -

Dimensions Disques de frein - Medidas disco de freno



S Fixierschraube - fixing screw - vite di riparazione - vis de fixation - tornillo quefija

B beschichtet - coated - rivestito - revêtu - recubierto

HC hochgekohlt - high carbon - ad alto tenore di carbonio - à haute teneur en carbone - altamente carbonizado

L legiert - alloyed - alligato/legato - allié - aleado

V ventiliert - ventilated - ventilato - ventilé - ventilado

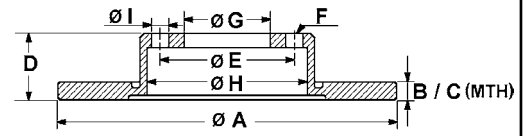
● gelocht - perforated - perforato - poinçonné - perforado

		S	B	HC	L	V	A	B	C	D	E	F	G	H	I	OE - #
24.0122-0145.1	422145		B			V	284,0	22,0	20,2	43,5	98,0	5	59,0	127,0	13,0	ALFA/FIAT/LANCIA 46445006 60569163 60571548 60622077 60653478 60658565 60699518
24.0122-0146.1	422146		B			V	257,0	22,0	20,0	49,2	114,3	4	68,0	144,0	12,6	OPEL/VAUXHALL NISSAN 5 69 086/95511282 40206-71E02 40206-71E05 40206-71E06 40206-93J01
24.0122-0147.1	422147		B			V	284,0	22,0	20,2	43,5	98,0	4	59,0	127,0	13,0	ALFA/FIAT/LANCIA 46403959 46448168 46455892 46455892 46758714 60810404 82450657
24.0122-0153.1	422153					V	238,0	22,0	21,0	47,9	100,0	4	54,0	127,0	14,5	CITROEN PEUGEOT 4249 76 4249 75
24.0122-0154.1	422154					V	255,0	22,0	21,0	47,9	100,0	5	54,0	131,0	14,5	TOYOTA 43512-20260 TOYOTA 43512-32090 43512-32180
24.0122-0155.1	422155					V	258,0	22,0	20,4	33,5	104,0	5	84,0	153,5	10,8	MITSUBISHI MB407030
24.0122-0156.1	422156					V	257,0	22,0	20,6	36,0	109,0	6	88,0	152,5	M12x1,25	ISUZU 8-94172-376-1 OPEL/VAUXHALL 5 69 801/94172376
24.0122-0165.1	422165					V	257,0	22,0	20,0	45,0	100,0	4	55,0	125,0	13,0	MAZDA BB7E-33-25XD BR74-33-25X
24.0122-0166.1	422166		B			V	235,0	22,0	20,0	45,0	100,0	4	55,0	125,0	13,0	MAZDA BR70-33-25XF
24.0122-0169.1	422169					V	257,0	22,0	20,0	44,0	114,3	4	69,0	160,0	12,6	HYUNDAI 51712-33001
24.0122-0174.1	422174					V	280,0	22,0	20,0	49,0	114,3	5	68,0	160,5	12,6	NISSAN 40206-2L903 40206-88E01 40206-88E04
24.0122-0175.1	422175					V	277,0	22,0	20,4	45,0	108,0	6	87,0	87,0	11,0	HYUNDAI MITSUBISHI MN116706 MB407038 MB407039 MN116706
24.0122-0178.1	422178					V	255,0	22,0	20,0	46,5	100,0	5	54,0	148,5	14,5	TOYOTA 43512-20360 43512-20380
24.0122-0179.1	422179		B			V	280,0	22,0	20,0	49,2	114,3	4	68,0	143,5	12,5	NISSAN 40206-2F501 40206-55F01 40206-55F03
24.0122-0180.1	422180					V	267,0	22,0	20,0	39,5	124,0	6	100,0	167,0	M10x1,25	NISSAN 40206-10W00 40206-10W01 40206-35G00 40206-35G01
24.0122-0181.1	422181					V	280,0	22,2	20,7	77,0	114,0	5	72,0	147,5	15,5	JEEP 83 03 251 156 98 83 251 156 J325 1156
24.0122-0188.1	422188					V	258,0	22,0	21,0	48,0	100,0	4	54,0	131,0	14,6	TOYOTA 43512-12490
24.0122-0217.2	422217					V	262,5	22,0	20,0	72,0	108,0	5	46,0	60,0	M12x1,5	VOLVO 270876
24.0122-0218.1	422218		B	HC	L	V	300,0	22,0	19,4	57,5	112,0	5	67,0	164,0	15,0	MERCEDES BENZ 129 423 03 12
24.0123-0100.1	423100					V	246,0	23,0	21,0	55,5	92,0	4	73,0	115,0	10,6	OPEL/VAUXHALL 5 69 036/90009433
24.0123-0101.1	423101					V	280,0	23,4	21,5	43,5	108,0	4	68,0	152,8	15,0	SAAB 4002150 8965550
24.0123-0102.1	423102					V	282,0	23,0	21,0	34,0	114,3	4	92,0	160,0	M10x1,25	HONDA ROVER 45251-SM4-G02 GBD90837
24.0123-0103.1	423103					V	260,0	23,0	21,0	34,0	114,3	4	92,0	160,0	M10x1,25	HONDA ROVER 45251-SM4-020 GBD90836
24.0123-0108.1	423108					V	295,0	22,5	21,0	66,5	120,7	5	80,0	154,3	13,4	JAGUAR JLM 1305
24.0124-0103.1	424103		B			V	252,5	24,0	22,0	53,5	95,0	6	76,0	105,0	M10x1,5	OPEL/VAUXHALL 44 03 283/9111283 RENAULT 77 01 204 281
24.0124-0105.1	424105					V	264,0	24,0	22,0	46,5	114,3	5	64,0	137,0	12,6	FORD MAZDA E92Z 1125A GJ25-33-25XD GJ55-33-25XC
24.0124-0109.1	424109					V	260,0	24,2	22,2	51,6	112,0	5	72,0	137,0	13,7	FORD 6158214
24.0124-0110.1	424110					V	280,0	24,0	21,0	58,4	110,0	5	70,0	139,0	14,0	OPEL/VAUXHALL 5 69 038/90271133
24.0124-0111.1	424111					V	258,0	24,0	21,0	58,4	110,0	5	70,0	139,0	14,0	OPEL/VAUXHALL 5 69 039/90271134
24.0124-0112.1	424112					V	239,5	24,2	22,2	58,1	108,0	4	63,5	136,0	13,7	FORD 5022659 5022660 5022948 5023573

Abmessungen Bremsscheiben

Dimensions brake discs - Misure dischi freno -

Dimensions Disques de frein - Medidas disco de freno



S Fixierschraube - fixing screw - vite di riparazione - vis de fixation - tornillo quefija

B beschichtet - coated - rivestito - revêtu - recubierto

HC hochgekohlt - high carbon - ad alto tenore di carbonio - à haute teneur en carbone - altamente carbonizado

L legiert - alloyed - alligato/legato - allié - aleado

V ventiliert - ventilated - ventilato - ventilé - ventilado

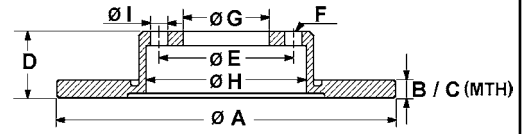
● gelocht - perforated - perforato - poinçonné - perforado

		S	B	HC	L	V	A	B	C	D	E	F	G	H	I	OE - #	
24.0124-0113.1	424113					V	260,0	24,2	22,2	58,1	108,0	4	63,5	136,0	13,7	FORD 5022663	
24.0124-0114.1	424114					V	266,0	24,0	22,4	45,2	114,3	4	69,0	144,0	12,6	MITSUBISHI MB366080 MB500968 MB500969	
24.0124-0115.1	424115	S	B	HC	L	V	256,0	24,0	21,0	41,0	100,0	4/6	60,0	123,0	14,0	DAEWOO OPEL/VAUXHALL 5 69 001/90487402	
24.0124-0116.1	424116			HC	L	V	299,0	24,0	22,0	71,0	130,0	5	103,0	180,0	15,4	PORSCHE 951 352 041 01	
24.0124-0117.1	424117			HC	L	V	299,0	24,0	22,0	100,0	130,0	5	103,0	180,0	15,4	PORSCHE 951 352 041 02	
24.0124-0121.1	424121					V	260,0	24,2	22,2	53,1	112,0	5	63,5	138,0	13,7	FORD 5027462 5027463	
24.0124-0125.1	424125					V	260,0	24,2	22,2	44,0	108,0	4	63,5	136,0	13,7	FORD 5025950	
24.0124-0131.1	424131		B			V	254,0	24,2	22,2	43,0	100,0	5	78,5	104,0	M10	FORD 5025610 5029815	
24.0124-0132.1	424132		B			V	270,0	24,2	22,2	43,0	100,0	5	78,5	104,0	M10	FORD 5029816	
24.0124-0136.1	424136		B			V	256,0	24,0	21,5	45,5	114,3	4	69,0	145,0	12,6	HYUNDAI/KIA MITSUBISHI MB407639 MB928995 MR128153 MR205585	
24.0124-0141.1	424141		B			V	260,0	24,0	22,0	56,8	100,0	5	58,0	129,0	12,8	VOLVO SUBARU 26300AE091 26310AA021 26310AA031 26310AA032 26310AC060	
24.0124-0143.1	424143		B			V	298,5	24,0	22,0	70,0	127,0	5	101,6	158,0	10,0	LAND ROVER FTC902	
24.0124-0145.1	424145		B			V	277,0	24,0	22,0	56,5	100,0	5	58,0	129,0	13,0	SUBARU 26300AE050 26300AE070 26300AE071 26310AA091 26310AA092 26310AA120 26310AA121	
24.0124-0148.1	424148					V	278,0	24,0	22,2	35,5	108,0	4	63,5	137,0	13,7	FORD 5024174 5026674	
24.0124-0151.1	424151					V	260,0	24,3	22,8	53,0	108,0	4	63,5	137,0	13,8	FORD 5022664	
24.0124-0155.1	424155					V	263,0	24,0	22,8	64,3	108,0	5	68,0	140,0	16,5	VOLVO 1229349	
24.0124-0188.1	424188		B	HC	L	V	278,0	24,0	21,4	55,5	112,0	5	67,0	164,0	15,0	MERCEDES BENZ 124 423 08 12	
24.0124-0189.1	424189			HC	L	V	282,5	24,0	22,6	35,0	126,0	5	107,0	145,0	8,4	PORSCHE 911 351 041 22	
24.0124-0190.1	424190			HC	L	V	290,0	24,0	22,6	83,0	130,0	5	90,0	180,0	15,4	PORSCHE 911 352 041 08	
24.0124-0702.1	424702		B			V	280,0	24,0	22,7	81,5	114,3	5	72,0	159,0	15,5	JEEP 5015 965AA	
24.0125-0100.1	425100			HC		V	280,0	25,0	23,4	78,0	120,0	5	74,0	144,0	14,5	BMW 34 11 1 121 902 34 11 1 152 296 34 11 1 163 141	
24.0125-0102.1	425102			HC	L	V	276,0	25,0	23,0	46,5	112,0	5	68,0	135,0	15,4	AUDI 447 615 301 A 447 615 301 B	
24.0125-0104.1	425104			HC		V	282,0	25,0	23,4	76,0	120,0	5	79,0	146,0	14,5	BMW 34 11 1 163 147	
24.0125-0105.1	425105		B	HC		V	288,0	25,0	23,0	46,5	112,0	5/9	68,0	135,0	15,4	AUDI/SKODA 4A0 615 301 C 8E0 615 301 Q 4A0 615 301 D	
24.0125-0107.1	425107		B	HC	L	V	294,0	25,0	22,4	49,5	112,0	5	67,0	154,3	15,0	AUDI MERCEDES BENZ 124 421 24 12	
24.0125-0118.1	425118					V	257,0	25,0	23,0	46,6	110,0	5	84,0	145,0	M10x1,25	TOYOTA 43512-26040 43512-26070 43512-35170 43512-35180	
24.0125-0125.1	425125					V	280,0	25,0	23,0	44,0	108,0	4	68,0	144,0	15,0	VOLKSWAGEN J43 512 351 80	
24.0125-0130.1	425130					V	282,0	25,0	23,0	34,5	114,3	4	92,0	171,0	M10x1,25	SAAB 4002143	
24.0125-0144.1	425144					V	277,0	25,0	23,0	46,2	100,0	5	54,0	131,0	14,5	HONDA 45251-SM5-A00	
24.0126-0100.1	426100			HC	L	V	283,0	26,0	24,0	48,0	108,0	5	71,0	130,5	13,0	TOYOTA 43512-20390	
24.0126-0105.1	426105		B			V	280,0	26,0	23,0	56,3	108,0	5	68,0	139,0	14,0	CITROEN 95 661 813 96 099 616	
24.0126-0112.1	426112					V	257,0	26,0	24,0	45,5	100,0	4	61,0	148,0	12,8	PEUGEOT VOLVO 4246 N8 31262209 3516567 6848902	
24.0126-0114.1	426114					V	281,0	26,0	24,2	54,2	98,0	5	59,0	127,0	13,2	NISSAN 40206-54C01	
24.0128-0101.1	428101		B	HC		V	302,0	28,0	26,4	75,9	120,0	5	79,0	149,0	14,5	LANCIA 82476515	
24.0128-0102.1	428102		B	HC	L	V	300,0	28,0	25,4	68,3	112,0	5	80,0	145,0	15,0	BMW 34 11 6 756 090	
24.0128-0103.1	428103		B	HC	L	V	300,0	28,0	25,4	45,5	112,0	5	67,0	154,3	15,0	MERCEDES BENZ 126 421 05 12	
24.0128-0104.1	428104		S	B	HC	L	V	296,0	28,0	25,0	58,4	110,0	5	70,0	139,0	14,0	MERCEDES BENZ 129 421 20 12
24.0128-0127.1	428127		B	HC	L	V	310,0	28,0	25,4	82,0	112,0	5	67,0	154,0	17,0	OPEL/VAUXHALL 5 69 044/90392559 5 69 016/93182283	

Abmessungen Bremsscheiben

Dimensions brake discs - Misure dischi freno -

Dimensions Disques de frein - Medidas disco de freno



S Fixierschraube - fixing screw - vite di riparazione - vis de fixation - tornillo quefija

B beschichtet - coated - rivestito - revêtu - recubierto

HC hochgekohlt - high carbon - ad alto tenore di carbonio - à haute teneur en carbone - altamente carbonizado

L legiert - alloyed - alligato/legato - allié - aleado

V ventiliert - ventilated - ventilato - ventilé - ventilado

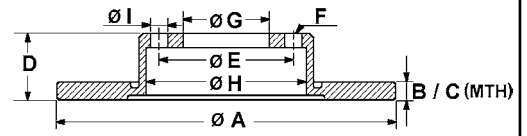
● gelocht - perforated - perforato - poinçonné - perforado

		S	B	HC	L	V	A	B	C	D	E	F	G	H	I	OE - #	
24.0128-0138.1	428138		B			V	291,0	28,1	26,0	64,8	120,7	5	80,0	175,0	13,5	JAGUAR	JLM 20341
24.0128-0139.1	428139					V	275,0	28,0	26,0	50,8	114,3	5	60,1	143,5	14,5	LEXUS	43512-50060
24.0128-0165.1	428165			HC	L	V	298,0	28,0	26,0	50,0	126,0	5	107,0	156,0	8,4	PORSCHE	951 351 041 00
24.0128-0167.1	428167		B	HC	L	V	298,0	28,0	26,0	74,0	130,0	5	103,0	157,0	15,4	PORSCHE	951 351 041 01 951 351 041 02
24.0128-0171.1	428171		B	HC	L	V●	309,0	28,0	26,0	83,0	130,0	5	103,0	180,0	15,4	PORSCHE	930 352 045 01
24.0128-0172.1	428172		B	HC	L	V●	309,0	28,0	26,0	83,0	130,0	5	103,0	180,0	15,4	PORSCHE	930 352 046 01
24.0128-0174.1	428174			HC	L	V	298,0	28,0	26,0	80,0	130,0	5	103,0	161,0	15,4	PORSCHE	964 351 041 02
24.0130-0100.1	430100		B	HC	L	V	320,0	30,0	27,4	82,0	112,0	5	67,0	154,3	17,0	MERCEDES BENZ	140 421 09 12 140 421 10 12
24.0130-0101.1	430101	S	B	HC		V	324,0	30,0	28,4	77,0	120,0	5	79,0	149,0	14,5	BMW	34 11 6 757 746
24.0130-0103.1	430103			HC	L	V	324,0	30,0	26,0	91,0	140,0	6	118,0	122,0	M12x1,5	MERCEDES BENZ	668 421 02 12 670 421 03 12
24.0130-0104.1	430104		B	HC		V	314,0	30,0	28,0	59,7	112,0	5/10	68,0	136,0	15,3	AUDI	441 615 301 AA
24.0130-0121.1	430121		B	HC	L	V	320,0	30,0	28,0	50,5	112,0	5	67,0	154,0	13,0	MERCEDES BENZ	129 421 15 12 129 421 17 12
24.0130-0122.1	430122		B	HC	L	V	320,0	30,0	28,0	50,5	112,0	5	67,0	154,0	13,0	MERCEDES BENZ	129 421 16 12 129 421 18 12
24.0130-0198.1	430198			HC	L	V	304,0	30,0	26,0	91,0	140,0	6	118,0	122,0	M12x1,5	MERCEDES BENZ	668 421 01 12 668 421 06 12
24.0130-0217.1	430217	S	B	HC	L	V	315,0	30,0	27,4	83,0	130,0	5	85,0	157,0	15,0	MERCEDES BENZ	463 421 00 12 463 421 01 12 463 421 03 12
24.0132-0127.1	432127			HC	L	V	282,0	32,0	30,6	60,0	130,0	5	90,0	156,0	15,4	PORSCHE	928 351 043 01
24.0132-0128.1	432128			HC	L	V	282,0	32,0	30,6	60,0	130,0	5	90,0	156,0	15,4	PORSCHE	928 351 044 01
24.0132-0140.1	432140		B	HC	L	V●	304,0	32,0	30,6	56,7	126,0	5	107,0	172,0	8,4	PORSCHE	930 351 047 02
24.0132-0146.1	432146		B	HC	L	V●	304,0	32,0	30,6	56,7	126,0	5	107,0	172,0	8,4	PORSCHE	930 351 048 02
24.0132-0150.1	432150		B	HC	L	V	304,0	32,0	30,0	77,0	130,0	5	103,0	161,0	15,4	PORSCHE	928 351 044 03 928 351 044 60
24.0132-0151.1	432151		B	HC	L	V	304,0	32,0	30,0	77,0	130,0	5	103,0	161,0	15,4	PORSCHE	928 351 043 03 928 351 043 60

Abmessungen Bremsscheiben

Dimensions brake discs - Misure dischi freno -

Dimensions Disques de frein - Medidas disco de freno



S Fixierschraube - fixing screw - vite di riparazione - vis de fixation - tornillo quefija

B beschichtet - coated - rivestito - revêtu - recubierto

HC hochgekohlt - high carbon - ad alto tenore di carbonio - à haute teneur en carbone - altamente carbonizado

L legiert - alloyed - alligato/legato - alié - aleado

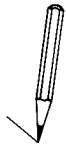
V ventiliert - ventilated - ventilato - ventilé - ventilado

● gelocht - perforated - perforato - poinçonné - perforado

PowerDisc

S B HC L V A B C D E F G H I OE - #

24.0309-0114.1	509114	S	B					278,0	9,0	7,3	55,5	112,0	5	67,0	164,0	13,2	CHRYSLER MERCEDES BENZ	5098 066AA 203 423 01 12 210 423 01 12 210 423 04 12 210 423 09 12
24.0310-0150.1	510150		B					258,0	10,0	7,6	60,0	100,0	4	62,0	160,8	14,5	BMW	34 21 6 755 407
24.0310-0151.1	510151	S	B					239,0	10,0	8,0	38,9	100,0	4	65,0	124,5	13,6	AUDI/SEAT/VW	811 615 301
24.0310-0201.1	510201		B					245,0	10,0	8,0	64,2	112,0	5	68,0	135,5	15,4	AUDI/SKODAVW	4A0 615 601 A
24.0312-0106.1	512106	S	B					239,0	12,0	10,0	35,4	100,0	4	65,0	124,5	13,6	AUDI/SEAT/VW AUDI/VW	321 615 301 175 615 301
24.0313-0161.1	513161	S	B					236,0	12,7	9,7	41,0	100,0	4/6	60,0	123,0	14,0	OPEL/VAUXHALL	5 69 020/90008005 5 69 030/90008031 5 69 013/93182290
24.0313-0178.1	513178	S	B					255,6	12,9	11,0	39,2	100,0	4	65,0	135,5	13,6	SEAT/VW	357 615 301
24.0315-0105.1	515105		B	HC				288,0	15,0	13,0	46,5	112,0	5	68,0	135,5	15,4	AUDI	4A0 615 301 B
24.0320-0115.1	520115	S	B	HC	L	V		236,0	20,0	17,0	41,0	100,0	4/6	60,0	123,0	14,0	CHEVROLET DAEWOO	90121445 90121445
24.0320-0123.1	520123	S	B	HC	L	V		239,0	20,0	18,0	39,0	100,0	4	65,0	123,8	13,6	OPEL/VAUXHALL AUDI/SEAT/VW	5 69 054/90511111 321 615 301 C
24.0320-0128.1	520128	S	B	HC	L	V		256,0	20,0	18,0	38,8	100,0	4	65,0	131,5	13,8	AUDI/VW SEAT/VW	321 615 301 A 321 615 301 D 6N0 615 301 D
24.0320-0132.1	520132	S	B			V		247,0	20,4	18,5	34,2	108,0	4	66,0	133,2	12,8	CITROEN PEUGEOT	95 661 747 4246 A7 4249 96
24.0320-0133.1	520133	S	B			V		266,0	20,5	18,5	27,6	108,0	4	66,0	133,0	13,0	CITROEN PEUGEOT	4249 F0 4246 97 4249 F0
24.0320-0142.1	520142		B	HC	L	V		257,5	20,0	18,2	40,5	98,0	4	59,0	126,7	13,0	ALFA/FIAT/LANCIA	7779409 71738145 51749124 60806137 60810076 60811256 60811266
24.0320-0147.1	520147		B			V		239,5	20,0	18,0	43,0	108,0	4	63,5	136,0	13,7	FORD/MAZDA	1019604 1066271 1320581 1320582 5028281
24.0322-0100.1	522100		B	HC		V		280,0	22,0	20,0	28,5	100,0	5	65,0	141,0	15,6	SEAT/VW	1H0 615 301 A
24.0322-0103.1	522103	S	B	HC		V		302,0	22,0	19,6	76,0	120,0	5	79,0	149,0	14,5	BMW	34 11 1 160 936
24.0322-0122.1	522122		B	HC	L	V		260,0	22,0	19,6	35,0	100,0	4	66,0	138,0	14,5	BMW	34 11 1 160 915
24.0324-0115.1	524115	S	B	HC	L	V		256,0	24,0	21,0	41,0	100,0	4/6	60,0	123,0	14,0	DAEWOO OPEL/VAUXHALL	96179110 5 69 001/90487402
24.0325-0105.1	525105		B	HC		V		288,0	25,0	23,0	46,5	112,0	5/9	68,0	135,0	15,4	AUDI/SKODA AUDI/VW	4A0 615 301 C 8E0 615 301 Q 4A0 615 301 D



Lined writing area consisting of 30 horizontal lines.



Ⓓ **Armaturen**

Ⓔ **Fittings**

Ⓕ **Composants et accessoires**

Ⓖ **Assesorios**

Armaturen

Fittings - Attrezzature - Composants et accessoires - Accesorios

Gewindedarstellung und Dichtflächen-Anordnung bei Innengewinden der Anschlußarmaturen

Representation of threads and sealing surface arrangement in case of internal-threads

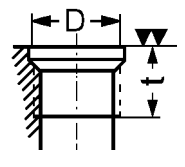
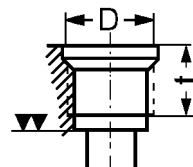
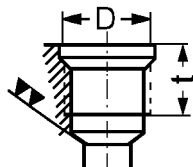
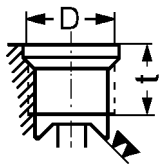
Rappresentazione della filattatura e disposizione delle superfici di tenuta nella filettatura interna dei pezzi di attacco

Présentation de filet et arrangement de face d'étanchéité en case de filetage intérieure des armatures

Ilustración de roscas y disposición de superficies de contacto en roscas interiores de los accesorios de conexión

Abdichtung durch Bördel nach DIN 74234
Sealing by flaring according to DIN 74234 tenuta
Stagna tramite flangiatura DIN 74234
Etanchement par colet selon DIN 74234
Junta mediante reborde según DIN 74234

Abdichtung mit Dichtring nach DIN 7603
Sealing by seal ring according to DIN 7603
Tenuta stagna tramite guarnizione DIN 7603
Etanchement par joint selon DIN 7603
Junta con retén según DIN 7603



Gewinde Ausführung

Thread design
Esecuzione filettata
Exécution filet
Ejecución de rosca

A 1

A 2

A 3

A 4

Bördel

Flare
Bordatura tipo
Colet
Reborde

E

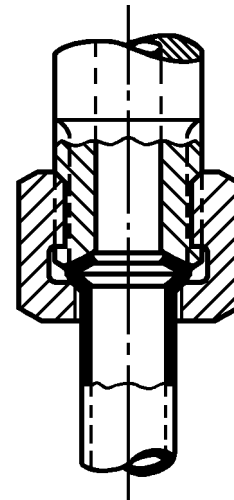
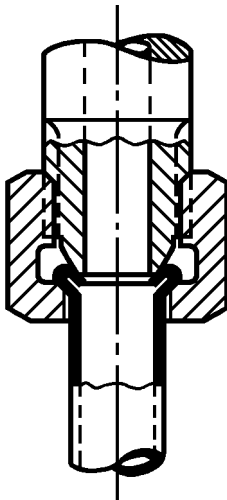
F

-

-

DIN 74233

Überwurfschraube
Union screw
Viti con risvolto
Vis chapeau
Tornillos de racor



DIN 74234


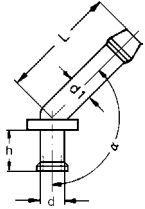

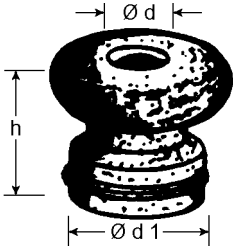
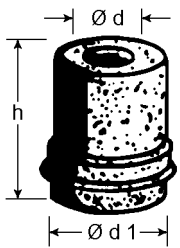
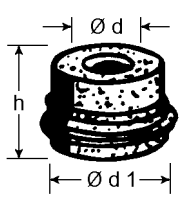
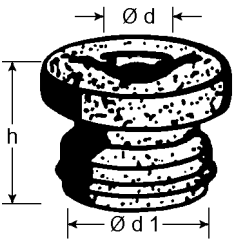

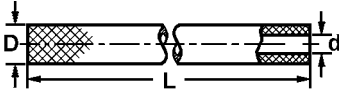
E

F

Bördel
Flare
Bordatura tipo
Colet
Reborde


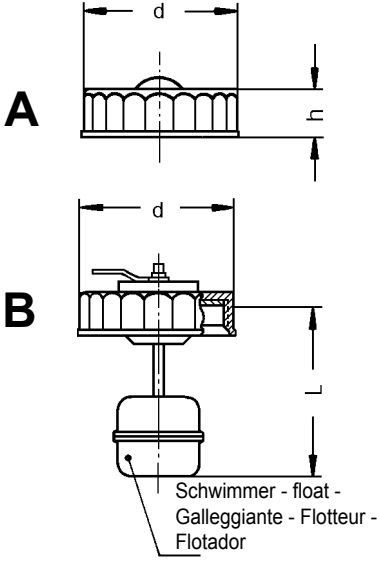

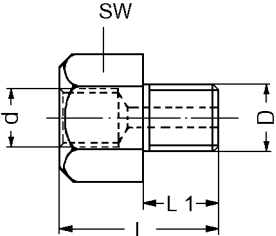
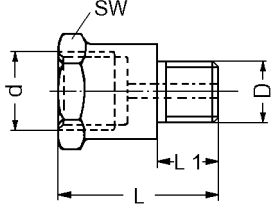
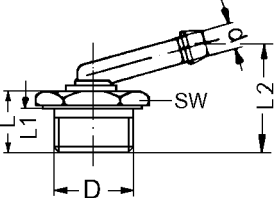
Armaturen

Fittings - Attrezzature - Composants et accessoires - Accesorios

Kniestücke Elbows Raccordi a gomito Raccord en équerre Piezas acodadas	Abmessungen - Dimensions - Dimensioni - Dimensions - Medidas [mm]					
	$\varnothing d$	$\varnothing d_1$	h	L	α	
	8,0	8,0	11,0	32,0	95°	03.3390-0055.1 390149
	8,0	8,0	11,0	21,0	160°	03.3390-0065.1 390150
	12,8	8,0	13,0	32,0	135°	03.3390-0130.1 390153
	12,8	8,0	13,0	32,0	105°	03.3390-0139.1 390154
	13,0	10,5	13,0	24,0	170°	03.3390-0165.1 390155
Behälterstopfen Reservoir seal Tappi per serbatoio Bouchon de réservoir Tapones de depósitos	Abmessungen - Dimensions - Dimensioni - Dimensions - Medidas [mm]					
	$\varnothing d$	$\varnothing d_1$	h			
	4,2	17,0	18,0	Kautschuk	①	03.3304-0600.1 390081
	6,5	17,0	18,0	Kautschuk	①	03.3304-0700.1 390082
	6,5	17,0	10,5	Kautschuk	①	03.3304-1100.1 390084
	6,5	17,0	10,4	EPDM		03.3304-1102.1 390085
	7,3	17,0	13,5	Kautschuk	①	03.3304-1000.1 390083
	7,3	22,0	13,0			03.3304-1400.1 390088
	12,3	22,0	13,0	EPDM		03.3304-2208.1 390090
	① Kautschuk India rubber Caucciù Caoutchouc Caucho					
Behälterschlauch Reservoir tube Flessibile per serbatoio Flexible réservoir Manguera del depósito	Abmessungen - Dimensions - Dimensioni - Dimensions - Medidas					
	$\varnothing D$ [mm]	$\varnothing d$ [mm]	L [m]			
	13,5	7,5	5,0	03.3538-0005.1 390414		
	13,5	7,5	20,0	03.3538-0020.1 390415		


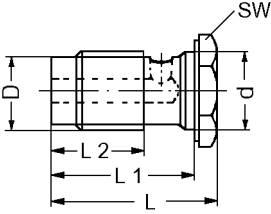
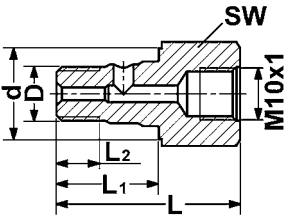

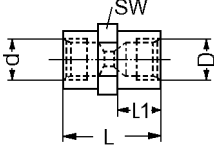
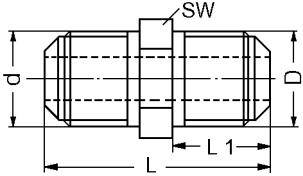
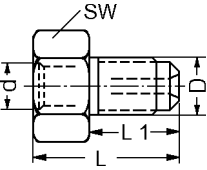
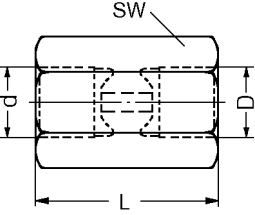
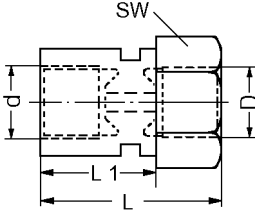
Armaturen

Fittings - Attrezzature - Composants et accessoires - Accesorios

Behälter Verschraubung Reservoir screw fitting Tappi filettato per serbatoio Couvercle de réservoir Fijación de depósito	Abmessungen - Dimensions - Dimensioni - Dimensions - Medidas [mm]							
Ausführung - Design - Esecuzione - Exécution - Ejecución	d	h	L					
	A	max. 51	14,0			03.3556-1065.2 390425		
		max. 51	14,0			03.3556-1141.2 390434		
		max. 51	14,5			03.3556-1147.2 390435 M		
		max. 51	14,0			03.3556-1164.2 390437		
	B	max. 51		45,5		03.3556-1094.2 390427		
		max. 51		51,2		03.3556-1113.2 390428		
		max. 51		83,0		03.3556-1115.2 390431		
		max. 51		54,0		03.3556-1124.2 390433		
		max. 51		40,5		03.3556-1199.2 390440		
	M nur für Mineralöl only for mineral oil solo per olio minerale seulement pour huile minérale sólo para aceite mineral							
Schraubstutzen Screw adapters Raccordi filettati Raccord fileté Racores	Abmessungen - Dimensions - Dimensioni - Dimensions - Medidas [mm]							
D	d	Gewinde Ausführung - Thread design - Esecuzione filettata - Exécution filet - Ejecución de rosca	L	L₁	L₂	SW		
	M 10 x 1	M 10 x 1	A 2	21,0	8,0	17	03.3510-0100.1 390271	
		M 12 x 1	A 1	24,0	8,0	17	03.3510-0300.1 390273	
	M 12 x 1	M 10 x 1	A 2	20,5	8,0	17	03.3510-0054.1 390269 ①	
		M 12 x 1	A 1	22,0	8,0	17	03.3510-0059.1 390270	
	M 14 x 1,5	M 10 x 1	A 2	26,0	14,0	19	03.3510-4100.1 390279	
		M 12 x 1	A 2	27,0	12,0	19	03.3510-0800.1 390275	
1/2" -20 NF 3	M 12 x 1	A 1	30,0	14,0		03.3510-2100.1 390278		
① mit Drosselbohrung with throttle hole con foro calibrato di strozzamento avec d'étranglement con taladro estrangulador								
	M 10 x 1	M 10 x 1	A 2	32,0	8,0	17	03.3510-0200.1 390272	
	M 22 x 1,5	Ø 10		16,5	12,0	30,0	27 03.3510-0026.2 390266	


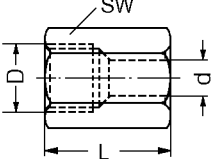
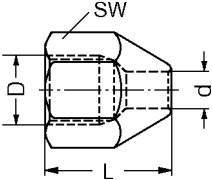

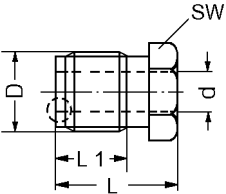


Armaturen

Fittings - Attrezzature - Composants et accessoires - Accesorios

Hohlschrauben Hollow screws Viti cave Vis creuse Tornillos huecos	Abmessungen - Dimensions - Dimensioni - Dimensions - Medidas [mm]								
	D	d	L	L ₁	L ₂	SW			
	M 10 x 1	12,1	24,5	19,5	8,5	17	03.3520-0302.1	390381	
		12,1	30,0	24,5	12,0	17	03.3520-0501.1	390382	
	M 12 x 1	14,1	28,0	22,5	10,0	17	03.3520-1003.1	390418	
	M 14 x 1,5	14,1	33,5	27,5	15,0	17	03.3520-2900.1	390390	
	M 10 x 1	12,1	34,0	19,0	8,0	17	03.3520-0600.1	390383	
Zwischenstücke Pipe adapters Raccordi intermedi Raccord intermédiaire Piezas intercaladas	Abmessungen - Dimensions - Dimensioni - Dimensions - Medidas [mm]								
	D	Gewinde Ausführung - Thread design - Esecuzione Filettata - Exécution filet - Ejecución de rosca	d	Gewinde Ausführung - Thread design - Esecuzione Filettata - Exécution filet - Ejecución de rosca	L	L ₁			SW
	M 10 x 1	A 2	M 10 x 1	A 2	24,0	8,5	14	03.3511-0800.1	390285 ①
	① In Sortimentbox 24.3516-0210.2 390553 enthalten. Included in collection 24.3516-0210.2 390553 . Contenuto nella scatola di assortimento 24.3516-0210.2 390553 . Include dans collection 24.3516-0210.2 390553 . Se incluye en caja de surtido 24.3516-0210.2 390553 .								
	M 12 x 1		M 12 x 1		35,0	15,0	12	03.3511-3800.1	390291
	M 12 x 1		M 10 x 1	A 2	28,0	15,3	17	03.3511-5200.1	390292
	M 12 x 1	A 1	M 12 x 1	A 1	29,0	-	17	03.3511-1000.1	390286
	M 12 x 1	A 1	M 12 x 1	A 1	29,0	19,0	19	03.3511-1100.1	390287


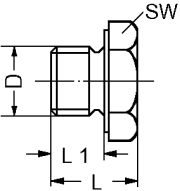
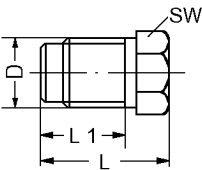

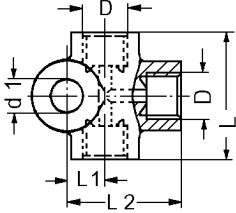
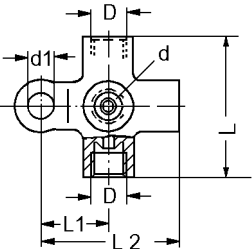
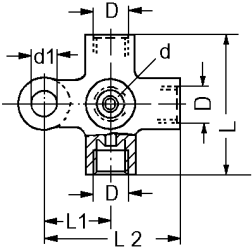
Armaturen

Fittings - Attrezzature - Composants et accessoires - Accesorios

Überwurfmutter Union nuts Dadi con risvolto Écrou-chapeau Tuerca de racor	Abmessungen - Dimensions - Dimensioni - Dimensions - Medidas [mm]						
	D	d	L	L ₁	für Bördel - for flare - bordatura tipo - pour colet - para reborde	SW	
	M 10 x 1	5,2	14,0		E	14	24.3516-0110.1 390549 ①
	<p>① In Sortimentbox 24.3516-0210.2 390553 enthalten. Included in collection 24.3516-0210.2 390553. Contenuto nella scatola di assortimento 24.3516-0210.2 390553. Incluse dans collection 24.3516-0210.2 390553. Se incluye en caja de surtido 24.3516-0210.2 390553.</p>						
	3/8" -24 UNF-2B	5,2	17,5		E	14	24.3516-0111.1 390550 ①
	<p>① In Sortimentbox 24.3516-0210.2 390553 enthalten. Included in collection 24.3516-0210.2 390553. Contenuto nella scatola di assortimento 24.3516-0210.2 390553. Incluse dans collection 24.3516-0210.2 390553. Se incluye en caja de surtido 24.3516-0210.2 390553.</p>						
Überwurfschrauben Union screws Viti con risvolto Vis chapeau Tornillos de racor	Abmessungen - Dimensions - Dimensioni - Dimensions - Medidas [mm]						
	D	d	L	L ₁	für Bördel - for flare - bordatura tipo - pour colet - para reborde	SW	
  E  F	M 10 x 1	4,75	17,0	11,0	E	10	03.3516-2300.1 390317
		5,2	16,7	9,5	E	10	24.3516-0020.1 390541 ②
		5,0	16,5	10,5	F	11	03.3516-3500.1 390318
		5,0	16,5	9,4	F	11	03.3516-0602.1 390412
		5,0	16,0	10,0	E	11	03.3516-0800.1 390313
		5,2	24,8	15,0	F	11	24.3516-0070.1 390546 ②
	M 10 x 1,25	5,2	19,5	13,5	F	10	24.3516-0050.1 390544 ②
		5,2	14,2	8,5	E	10	24.3516-0060.1 390545 ②
	M 12 x 1	6,0	18,0	11,4	E	12	24.3516-0080.1 390547
		5,0	20,0	13,0	F	12	24.3516-0090.1 390548
	3/8" -24 UNF-2A	5,0	14,0	7,5	E	10	03.3516-0100.1 390310
		5,2	18,0	12,0	E	10	24.3516-0040.1 390543 ②
	5,2	21,0	16,0	F	11	24.3516-0030.1 390542 ②	
<p>② In Sortimentbox 24.3516-0210.2 390553 enthalten. Included in collection 24.3516-0210.2 390553. Contenuto nella scatola di assortimento 24.3516-0210.2 390553. Incluse dans collection 24.3516-0210.2 390553. Se incluye en caja de surtido 24.3516-0210.2 390553.</p>							


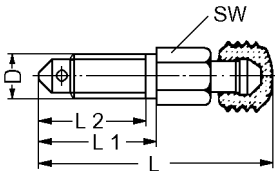
Armaturen

Fittings - Attrezzature - Composants et accessoires - Accesorios

Verschlußstopfen Plugs Tappi Obturbateur Tapón de cierre	Abmessungen - Dimensions - Dimensioni - Dimensions - Medidas [mm]										
	D	d	L	L ₁	für Bördel - for flare - bordatura tipo - pour colet - para reborde	SW					
	M 10 x 1		12,5	7,5		14	03.3517-0100.1	390321			
	M 10 x 1		12,5	7,5		14	03.3517-0101.2	390322 ①			
① mit Dichtring (CU) with sealing ring (CU) avec joint d'étanchéité (CU) con anello di tenuta (CU) con junta (CU)											
	M 10 x 1		18,0	11,5	E + F	10	03.3517-5100.1	390326			
	M 12 x 1		20,0	13,0	E	12	03.3517-0300.1	390323			
Verteiler distributors ripartitore distributeur distribuidor	Abmessungen - Dimensions - Dimensioni - Dimensions - Medidas [mm]										
	D	Gewinde Ausführung - Thread design - Esecuzione Filettata - Exécution filet - Ejecución de rosca	d	Gewinde Ausführung - Thread design - Esecuzione Filettata - Exécution filet - Ejecución de rosca	L	L ₁	L ₂			d ₁	
3 Anschlüsse - 3 Connections - 3 Attacchi - 3 Raccords - 3 Conexiones 	M 10 x 1	A 2			30,0	8,0	23,0	7,1	03.3513-0200.1	390297	
		A 1				30,0	8,0	23,0	8,4	03.3513-1000.1	390299
	M 12 x 1	A 1				36,0	9,0	27,0	8,4	03.3513-2700.1	390300
		A 1				36,0	10,0	31,5	8,3	03.3513-0300.1	390298
3 Anschlüsse - 3 Connections - 3 Attacchi - 3 Raccords - 3 Conexiones 	M 12 x 1	A 1	M 12 x 1		34,0	19,0	-	10,5	03.3513-0109.2	390296	
	① mit Entlüfterventil with bleeder valve con valvola di spurgo avec vis de purge con válvula de ventilador										
4 Anschlüsse - 4 Connections - 4 Attacchi - 4 Raccords - 4 Conexiones 	M 10 x 1	A 2	M 10 x 1	A 2	32,0	17,0	33,0	8,4	03.3514-2600.1	390306	
		A 2	M 10 x 1 ①	A 2	32,0	17,0	33,0	8,4	03.3514-2600.2	390307	

Armaturen

Fittings - Attrezzature - Composants et accessoires - Accesorios

Entlüfterventil Bleeder valve Valvola di spurgo Vis de purge Válvula de ventilador	Abmessungen - Dimensions - Dimensioni - Dimensions - Medidas [mm]					
	D	L	L ₁	L ₂	SW	
 <p>Bestell-Nr. Staubkappe Part No. dust cap Codici ordinazione del parapolvere Référence capuchon de protection Referencia guardapolvo</p> <p>03.3590-0700.1 390456 03.3590-0701.1 390457 M</p>	M 6	31,5	16,0	12,0	7	03.3518-0100.2 390329
		31,5	16,0	12,0	7	03.3518-0102.2 390330 M
		41,0	22,0	12,0	7	03.3518-0200.2 390332
		29,0	13,5	12,0	7	03.3518-0300.2 390333
		29,0	13,5	12,0	7	03.3518-0302.2 390334 M
	M 7	33,0	16,5	15,0	7	03.3518-4200.2 390357
		41,0	22,0	15,5	7	03.3518-5900.2 390363
		22,5	12,5	11,0	7	03.3518-6800.2 390369 ①
		29,5	12,5	11,0	7	03.3518-6901.2 390370
	M 8	35,0	18,5	17,0	9	03.3518-0500.2 390337
		35,0	18,5	17,0	9	03.3518-0502.2 390339 M
		44,0	22,0	20,0	9	03.3518-0600.2 390340
		49,0	32,0	20,0	9	03.3518-0700.2 390342
		59,0	42,0	20,0	9	03.3518-0800.2 390343
		52,0	32,0	20,0	9	03.3518-6100.2 390364
		90,0	35,0	18,0	9	03.3518-8000.2 390373
	M 10 x 1	32,0	16,0	13,0	11	03.3518-0900.2 390345
		32,0	16,0	13,0	11	03.3518-0902.2 390346 M
		38,0	21,0	18,0	11	03.3518-1900.2 390354
		32,0	16,0	13,0	10	03.3518-5200.2 390358
	M 12 x 1	31,5	15,5	13,0	12	03.3518-1501.2 390349 ②
	M 12 x 1,5	43,0	26,0	24,0	14	03.3518-1300.2 390347
	7/16"-20 UNF-2A	40,0	23,0	21,0	11	03.3518-1700.2 390352

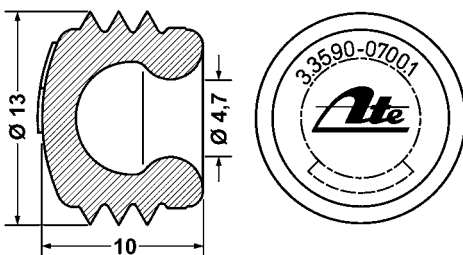
M nur für Mineralöl
only for mineral oil
solo per olio minerale
seulement pour huile minérale
sólo para aceite mineral

① mit Staubkappe **03.3590-0044.1 390455**
with dust cap **03.3590-0044.1 390455**
con parapolvere **03.3590-0044.1 390455**
avec capuchon de protection **03.3590-0044.1 390455**
con guardapolvo **03.3590-0044.1 390455**

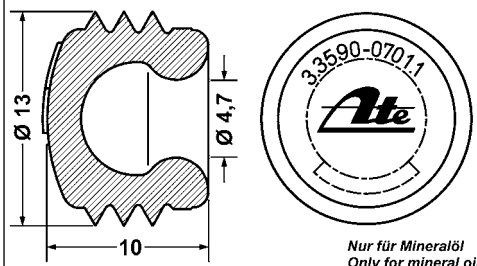
② mit 60° Innenkegel
with 60° internal cone
con cono interno 60°
avec cône intérieur 60°
con cono interior 60°

Staubkappen
dust caps
parapolvere
capuchon de protection
guardapolvo

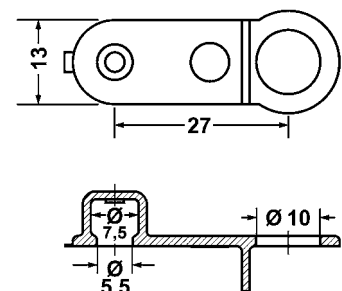
03.3590-0700.1 390456



03.3590-0701.1 390457


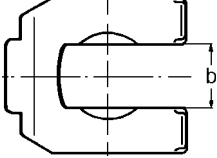
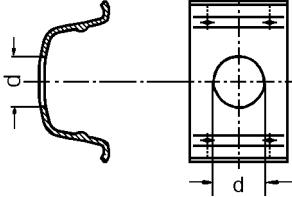
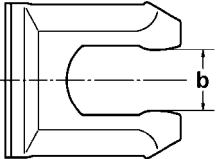

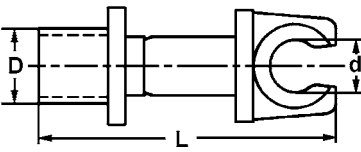



13.8190-0296.1 390409




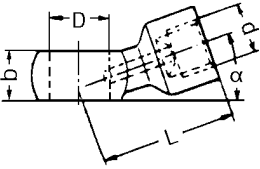
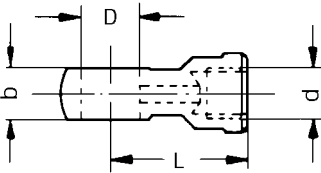
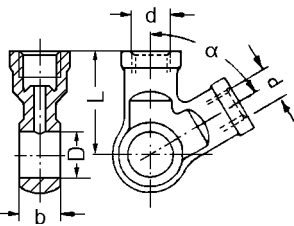
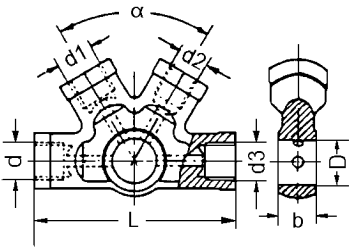
Armaturen

Fittings - Attrezzature - Composants et accessoires - Accesorios

Bremsschlauchhalter Hose spring-clamp Mollette per flessibile freni Ressort de retenue de flexible de frein Soporte manguera de freno	Abmessungen - Dimensions - Dimensioni - Dimensions - Medidas [mm]			
	b (d)	Blechstärke - Thickness of metal Spessore lamierino - Épaisseur de tôle - Espesor de chapa		
	14,0	1,00	03.5004-0101.1 990010	
	14,0	1,75	03.5004-0401.1 990014	
	12,0	1,00	24.5004-0001.1 390568 ②	
	10,0	0,70	24.5004-0002.1 390569 ②	
	11,0	1,00	24.5004-0003.1 390570 ② ② In Sortimentbox 24.3516-0230.2 390555 enthalten. Included in collection 24.3516-0230.2 390555. Contenuto nella scatola di assortimento 24.3516-0230.2 390555. Incluse dans collection 24.3516-0230.2 390555. Se incluye en caja de surtido 24.3516-0230.2 390555.	
Bremsrohrhalter Brake pipe line holder Supporto tubo freno Support de tuyau de freinage Soporte tubo de freno	Abmessungen - Dimensions - Dimensioni - Dimensions - Medidas [mm]			
	D	d	L	
	6,3	4,7	28,0	24.3590-0002.1 390567 ②
Rohrleitungen DIN 74234 Pipe line DIN 74234 Tubazioni DIN 74234 Conduite tube DIN 74234 Tuberías DIN 74234	Abmessungen - Dimensions - Dimensioni - Dimensions - Medidas			
	∅	L		
	4,75 mm	5,0 m	24.8134-0547.1 390571	
	6,00 mm	5,0 m	24.8134-0560.1 390572	
	8,00 mm	5,0 m	24.8134-0580.1 390573	
	4,75 mm	31,5 m	24.8134-3147.1 390574	


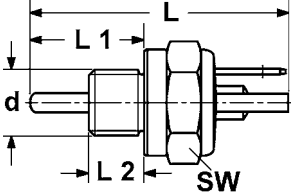
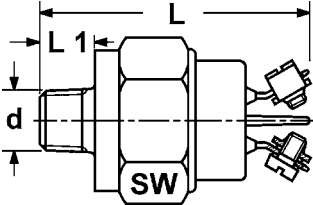
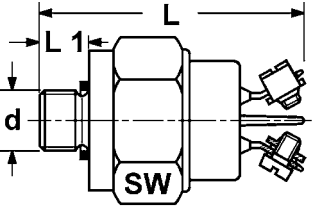
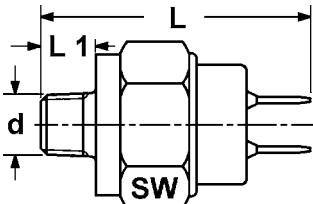
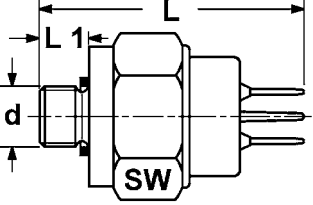
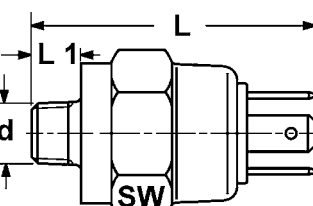
Armaturen

Fittings - Attrezzature - Composants et accessoires - Accesorios

Ringstutzen Banjo fittings Raccordi anulari Manchon à oeillet Racores anulares	Abmessungen - Dimensions - Dimensioni - Dimensions - Medidas [mm]							
	D	d	Gewinde Ausführung - Thread design - Esecuzione filettata - Exécution filet - Ejecución de rosca	L	b	α		
1 Anschluss - 1 Connection - 1 Attaccho - 1 Raccord - 1 Conexión 	12,0	M 10 x 1	A 2	27,0	10,0	20°	03.3521-0100.1	390392
		M 10 x 1	A 2	30,0	10,0	30°	03.3521-0400.1	390394
	14,0	M 10 x 1	A 2	32,0	12,0	20°	03.3521-0800.1	390398
		M 12 x 1	A 1	32,0	12,0	20°	03.3521-0600.1	390395
1 Anschluss - 1 Connection - 1 Attaccho - 1 Raccord - 1 Conexión 	12,0	M 10 x 1	A 2	26,0	10,0		03.3521-0200.1	390393 ①
	① für Bremslichtschalter mit konischem Gewinde for stop-light switch with conical thread per interruttore luce di arresto con filettatura conica pour contacteur de stop avec filetage conique para interruptor de luz de freno con rosca cónica							
2 Anschlüsse - 2 Connections - 2 Attacchi - 2 Raccords - 2 Conexiones 	12,0	M 10 x 1	A 2	20,5	15,5	34°	03.3522-0200.1	390402
		M 12 x 1	A 1	32,0	12,0	60°	03.3522-0500.1	390403
	14,0	M 12 x 1	A 1	32,0	12,0	60°	03.3522-1100.1	390404
		M 10 x 1 ②	A 4					
② für Bremslichtschalter for stop-light switch per interruttore luce di arresto pour contacteur de stop para interruptor de luz de freno								
4 Anschlüsse - 4 Connections - 4 Attacchi - 4 Raccords - 4 Conexiones 	14,0	M 10 x 1	A 2	64,0	12,0	60°	03.3524-0300.1	390407


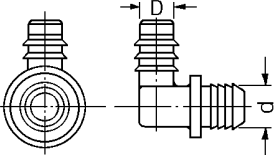

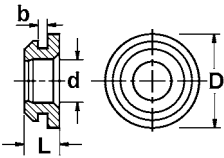
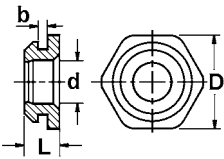

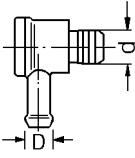
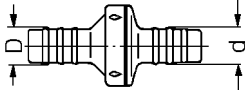
Armaturen

Fittings - Attrezzature - Composants et accessoires - Accesorios

Bremslichtschalter Stop-light switch Interruttore luce di arresto Contacteur de stop Interruptor de luz de freno	Abmessungen - Dimensions - Dimensioni - Dimensions - Medidas [mm]						
	Ausführung - Design - Esecuzione - Exécution - Ejecución	d	L	L ₁	L ₂		SW
	Steck-Anschluß Plug connection Attacco a spina Contact à fiches Enchufe de conexión	M 12 x 1	47,0	21,0	10,0	19	24.3525-9120.1 340015
	Klemm-Anschluß Clamp connection Collegamento a morsetto Borne de serrage Conexión por fijación	M 10 x 1	46,0	9,0		24	24.3526-0100.3 340017
		M 10 x 1	46,0	9,0		24	24.3526-0600.3 340027 M
	Klemm-Anschluß Clamp connection Collegamento a morsetto Borne de serrage Conexión por fijación	M 10 x 1	46,0	8,0		24	24.3526-0110.3 340018
		M 10 x 1	46,0	8,0		24	24.3526-0610.3 340030 M
	Steck-Anschluß Plug connection Attacco a spina Contact à fiches Enchufe de conexión	M 10 x 1	42,0	9,0		22	03.3526-2002.3 340010
	Steck-Anschluß Plug connection Attacco a spina Contact à fiches Enchufe de conexión	M 10 x 1	46,0	8,0		22	24.3526-0810.3 340037
	Steck-Anschluß Plug connection Attacco a spina Contact à fiches Enchufe de conexión	M 10 x 1	48,0	9,0		24	24.3526-0800.3 340033
		M 10 x 1	48,0	9,0		24	24.3526-1900.0 340038 M
		M 10 x 1	48,0	9,0		24	24.3526-2200.0 340039
M nur für Mineralöl - only for mineral oil - solo per olio minerale seulement pour huile minérale - sólo para aceite mineral							










Armaturen

Fittings - Attrezzature - Composants et accessoires - Accesorios

Vakuum-Anschlußstück Vacuum connection Pezzo di raccordo per depressione Raccord à dépression Terminal de empalme al vacío	Abmessungen - Dimensions - Dimensioni - Dimensions - Medidas [mm]				
	L	b	D	d	
			12,0	14,0	03.6118-6811.1 990030
Dichtung für Vakuum-Anschlußstück Hexagon for vacuum connection Guarnizione per pezzo di raccordo per depressione Hexagone pour raccord à dépression Retén para terminal de empalme al vacío	Abmessungen - Dimensions - Dimensioni - Dimensions - Medidas [mm]				
	L	b	D	d	
	9,5	1,5	28,0	13,0	03.7718-7203.1 390360
	9,5	2,5	28,0	13,0	03.7718-7202.1 390378
Vakuum-Rückschlagventil Vacuum check valve Valvola di non ritorno per depressione Soupape à dépression Válvula de retención al vacío	Abmessungen - Dimensions - Dimensioni - Dimensions - Medidas [mm]				
	L	b	D	d	
			12,4	16,5	03.6118-7305.2 990032
			10,5	16,5	03.6718-9931.2 990002
			11,8	11,8	24.7718-7301.2 990024
			13,0	13,0	03.6118-7307.2 990033

Armaturen


Fittings - Attrezzature - Composants et accessoires - Accesorios

<p>Prüfanschlüsse Testing connectors attacchi di prova connexion d'essai conexiones de ensayo</p>	<p>Für den festen Einbau in die Bremsanlage (z.B. anstelle eines Verteilerstückes). Druckprüfgeräte können hier direkt über die Anschlußschlauchleitung verbunden werden, ohne die Bremsanlage nachträglich zu entlüften. For permanent installation in the braking system (e.g. in the place of a distributor piece). The pressure testing units can be connected here directly to the connection hose line without having to bleed the braking system afterwards. Per montaggio fisso nell'impianto di frenatura (p.e. al posto di un ripartitore a più vie). Apparecchi prova pressione possono essere collegati direttamente tramite il tubo di collegamento, senza dover spurgare l'impianto freni a posteriori. Pour installation permanente dans le système de freinage (par ex: à la place d' une pièce de distribution). Les appareils de vérification de la pression peuvent être directement reliés à la connexion. Le système de freinage n' a pas besoin d' être purgé par la suite. Para el montaje fijo en la instalación de frenos (p. ej. en lugar de un distribuidor). Los controladores de presión no pueden unirse aquí directamente a través de la línea de conexión sin tener que airear posteriormente la instalación de frenos.</p>			
	 03.9305-0501.3 390481	 03.9305-0510.3 390483	 03.9305-0520.3 390485	 03.9305-0530.3 390486
<p>Anzahl der Befestigungslaschen Number of mounting links Numero delle fascette Nombre de trous de fixation Número de las bridas de fijación</p>	1	1	2	2
<p>Anzahl der Anschlüsse Number of connections Numero di attacchi Nombre de raccordement Número de conexiones</p>	2	3	2	2
<p>Gewinde Ausführung Thread design Esecuzione filettata Exécution filet Ejecución de rosca</p>	M 12 x 1 A1	M 12 x 1 A1	M 10 x 1 A2	M 12 x 1 A1
<p>Richtung des Prüfanschlusses zur Befestigungslasche Direction of the testing connector to the mounting link Direzione del raccordo di prova alla fascetta di fissaggio Nens du raccord d' essai par rapport aux trous de fixation Dirección de la conexión de ensayo a la brida de fijación</p>	horizontal orizzontale	vertical verticale	vertical verticale	vertical verticale
	 03.9305-0570.3 390488	 03.9305-0590.3 390489	 03.9305-0700.3 390491	
<p>Anzahl der Befestigungslaschen Number of mounting links Numero delle fascette Nombre de trous de fixation Número de las bridas de fijación</p>	1	1	-	
<p>Anzahl der Anschlüsse Number of connections Numero di attacchi Nombre de raccordement Número de conexiones</p>	3	3	1	
<p>Gewinde Ausführung Thread design Esecuzione filettata Exécution filet Ejecución de rosca</p>	M 12 x 1 A1	M 10 x 1 A2	M 10 x 1	
<p>Richtung des Prüfanschlusses zur Befestigungslasche Direction of the testing connector to the mounting link Direzione del raccordo di prova alla fascetta di fissaggio Nens du raccord d' essai par rapport aux trous de fixation Dirección de la conexión de ensayo a la brida de fijación</p>	vertical verticale	horizontal orizzontale	-	
<p>Prüfanschlüsse - Einzelteile Testing connectors - individual parts Attacchi di prova - pezzi singoli Connexion d' essai - pièces détachées Piezas sueltas - conexión de ensayo</p>	<p>03.9305-0502.0 390482 Schraubverschlusskappe Screw-type sealing cap Calotta per tappo filettato Capuchon à vis Tapa roscable</p>	<p>03.9305-0501.1 390480 Verbindungskette Connecting chain catena di collegamento chaîne de raccordement cadena de unión</p>	<p>03.3501-0021.1 390242 Gummidichtung in der Verschlusskappe Rubber seal in the sealing cap guarnizione in gomma nella calotta joint dans le capuchon junta de goma en la tapa de cierre</p>	

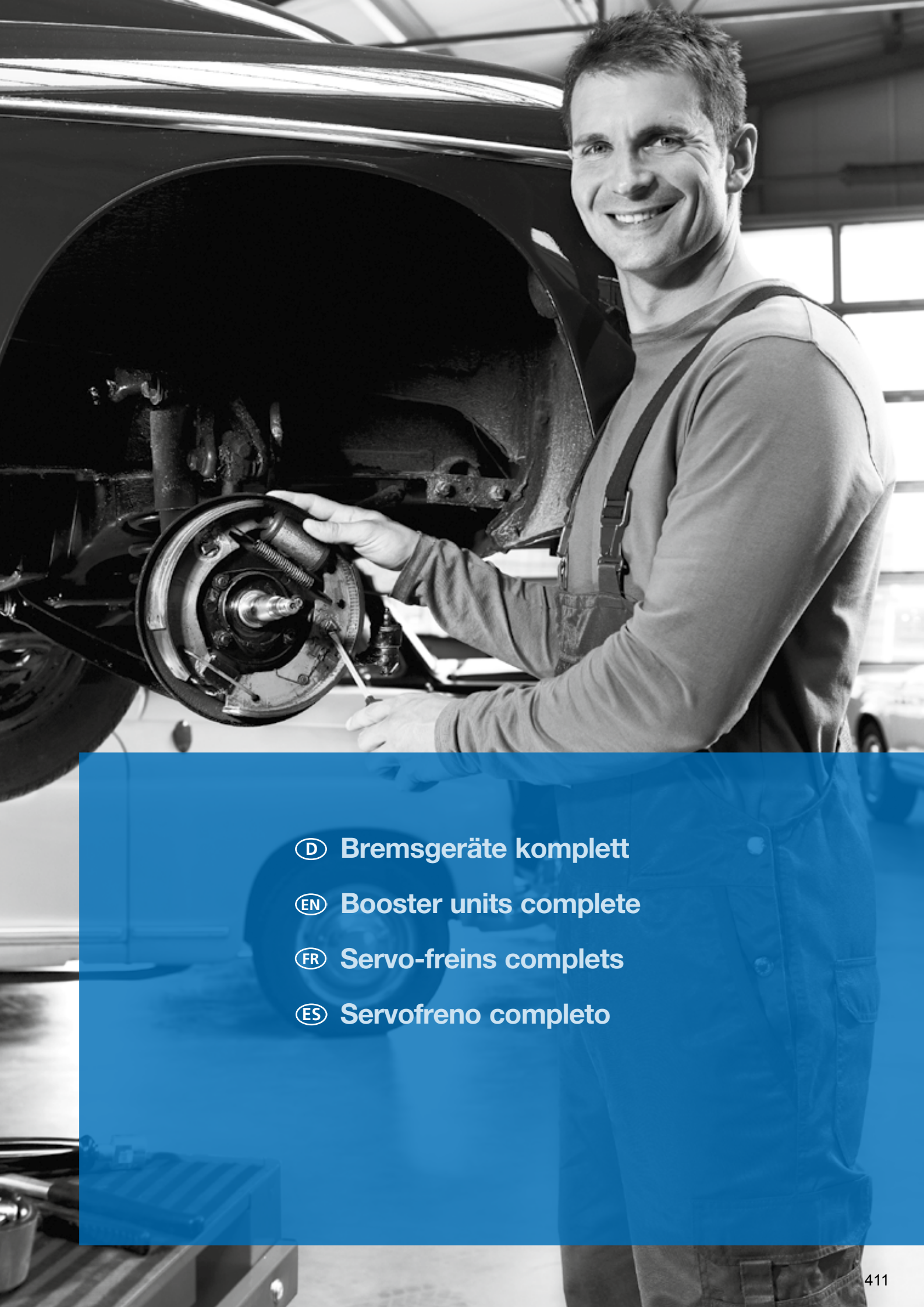
Armaturen

Fittings - Attrezzature - Composants et accessoires - Accesorios

Sortimente
Assortments
Assortimenti
Assortiments
Surtidos



<p>① M10x1 x 24,8 / SW11 Bördel F, Ø5mm ● 24.3516-0070.1 390546</p>	<p>① 3/8"-24 UNF x 18/SW10 Bördel E, Ø5mm ● 24.3516-0040.1 390543</p>	<p>② Schraubstutzen M10x1/M10x1 ■ 03.3510-0100.1 390271</p>	<p>① 3/8"-24 UNF x 21/SW11 Bördel F, Ø5mm ● 24.3516-0030.1 390542</p>	<p>1 24.3516-0210.2 390553 Armaturen Sortiment Fittings collection Serie di accessori Armatures collection Surtido de accesorios</p>									
<p>① M10x1 x 16,7 / SW10 Bördel E, Ø5mm ● 24.3516-0020.1 390541</p>	<p>③ Überwurfmutter 3/8"-24UNFx17,5/SW11/E,Ø5mm ● 24.3516-0111.1 390550</p>	<p>① M10x1 x 16,7 / SW11 Bördel F, Ø5mm ● 24.3516-0010.1 390540</p>	<p>Rohrhalter ④ für 3/16" und 5mm ● 24.3590-0002.1 390567</p>										
<p>① M10x1,25 x 10,5 / SW10 Bördel F, Ø5mm ● 24.3516-0050.1 390544</p>	<p>① M10x1,25 x 14,2 / SW10 Bördel E, Ø5mm ● 24.3516-0060.1 390545</p>	<p>③ Überwurfmutter M10x1 x 13 / SW14 / E, Ø5mm ● 24.3516-0110.1 390549</p>	<p>⑤ Zwischenstück 2 x M10x1 x 24 SW14 ● 03.3511-0800.1 390285</p>										
<p>M6 x 1 x 29 SW7 ● 24.3518-0013.1 390558</p>	<p>M6 x 1 x 38 SW7 ● 24.3518-0012.1 390557</p>	<p>M7 x 1 x 26 SW7 ● 24.3518-0016.1 390561</p>	<p>M7 x 1 x 33 SW9 ● 24.3518-0017.1 390562</p>	<p>2 24.3516-0220.2 390554 Entlüfterschrauben Sortiment Bleeder valve collection Viti di spurgo assortimento Vis de purge collection Surtido de tornillos de ventilador</p>									
<p>M7 x 1 x 38 SW7 ● 24.3518-0018.1 390563</p>	<p>M8 x 1,25 x 24,5 SW8 ● 24.3518-0021.1 390566</p>	<p>M8 x 1,25 x 32,5 SW9 ● 24.3518-0011.1 390556</p>	<p>M8 x 1,25 x 41,5 SW9 ● 24.3518-0019.1 390564</p>										
<p>M8 x 1,25 x 49 SW9 ● 24.3518-0020.1 390565</p>	<p>M10 x 1 x 30 SW11 ● 24.3518-0014.1 390559</p>	<p>M10 x 1 x 36 SW11 ● 24.3518-0015.1 390560</p>	<p>⑥ Staubkappe ■ 03.3590-0700.1 390456</p>										
<p>⑦ Bremschlauchhalter ● 24.5004-0001.1 390568</p>	<p>⑧ Haltefeder ● 24.5004-0002.1 390569</p>	<p>⑦ Bremschlauchhalter ● 24.5004-0003.1 390570</p>	<p>3 24.3516-0230.2 390555 Befestigungselemente Sortiment Fittings Collection Pezzi di fissaggio assortimento Fixation collection Surtido de elementos de fijación</p>										
<p>⑨ Sechskantschraube M12 x 1,5 x 45 ■ 13.8190-0242.1 990124</p>	<p>⑩ Sechskant-Paßschraube M12 x 1,5 - 10.9 ■ 13.8190-0239.1 990122</p>	<p>⑪ Senkschraube M6 x 14 -4.8 - H ● 41.1178-0815.1 990137</p>											
<p>⑨ Sechskantschraube M8 x 21 - 10.9 ● 11.8190-0125.1 990054</p>	<p>⑫ Zylinderschraube M6 x 10 -8.8 ● 41.1111-0811.3 990136</p>	<p>⑬ Sicherungsschraube M6 x 15,5 ● 24.8190-9015.1 990133</p>											
<p>① Bördel Flare</p>	<p>② Schraubstutzen Screw adapters</p>	<p>③ Überwurfmutter Union nut</p>	<p>④ Rohrhalter Pipe holder</p>	<p>⑤ Zwischenstück Pipe adapter</p>	<p>⑥ Staubkappe Dust cap</p>	<p>⑦ Bremschlauchhalter Hose spring-clamp</p>	<p>⑧ Haltefeder Fixation spring</p>	<p>⑨ Sechskantschraube Hexagon screw</p>	<p>⑩ Sechskant-Paßschraube Hexagone-fitting screw</p>	<p>⑪ Senkschraube Countersunk screw</p>	<p>⑫ Zylinderschraube Cylinder screw</p>	<p>⑬ Sicherungsschraube Locking screw</p>	<p>Reborde Racores Tuerca de racor Soporte de tubo para 3/16" y 5mm Piezas intercaladas Guardapolvo Soporte manguera de freno Resorte de retención Resorte de retención Tornillo hexagonal Tornillo calibrado hexagonal Tornillo cilíndrico Tornillo de seguridad</p>
<p>● Nachfüllbeutel 10 Stück Refillbag with 10 pieces</p>	<p>■ Einzelteil Single part</p>	<p>Sacchetto di riassortimento 10 pezzi Pezzo singolo</p>	<p>Sac de remplissage à 10 pièces Pièces dé tachées</p>	<p>Bolsa de relleno con 10 piezas Pieza suelta</p>									



- Ⓓ **Bremsgeräte komplett**
- Ⓔ**N** **Booster units complete**
- Ⓕ**R** **Servo-freins complets**
- Ⓔ**S** **Servofreno completo**

Bremsgeräte komplett

**Booster units complete - Servofreni completi -
Servo-freins complets - Servofreno completo**

● Die Nr. befindet sich auf dem im Fahrzeug eingebautem Aggregat.
the number is on the unit build in the car
il numero si trova sull'aggregato montato nella macchina
le numéro se trouve sur la pièce montée dans le véhicule
el n° se encuentra en el equipo montado en el vehículo



03.6121-0501.4	03.3508-0264.3	310009	Behälter
03.6122-0010.4	03.3508-8302.3	310046	Behälter
03.6122-0017.4	03.3508-8302.3	310046	Behälter
03.6122-0018.4	03.3508-8302.3	310046	Behälter
03.6122-0601.4	03.3508-8302.3	310046	Behälter
03.6122-1002.4	03.3508-8302.3	310046	Behälter
03.6122-1006.4	03.3508-8302.3	310046	Behälter
03.6122-1401.4	03.3508-8302.3	310046	Behälter
03.6122-2001.4	03.2119-6207.3	010060	THz 19,05
03.6122-2002.4	03.2119-6207.3	010060	THz 19,05
03.6122-2003.4	03.2119-6207.3	010060	THz 19,05
03.6122-2102.4	03.3508-8302.3	310046	Behälter
03.6122-2401.4	03.2119-0525.3	010046	THz 19,05 + Behälter
03.6122-2402.4	03.2120-0148.3	010070	THz 20,64 + Behälter
03.6122-2407.4	03.2120-0148.3	010070	THz 20,64 + Behälter
03.6127-0001.4	03.2123-6802.3	010186	THz 23,81
03.6127-0301.4	03.2123-6802.3	010186	THz 23,81
03.6127-0801.4	03.2122-0142.3 03.3558-0676.3	010128 310077	THz 22,20 Behälter + WE
03.6127-0804.4	03.3558-0676.3	310077	Behälter + WE
03.6132-0702.4	03.3508-8302.3	310046	Behälter
03.6132-1103.4	03.2120-0148.3	010070	THz 20,64 + Behälter
03.6132-1401.4	03.3508-8302.3	310046	Behälter
03.6132-1501.4	03.2122-0142.3 03.3558-0676.3	010128 310077	THz 22,20 Behälter + WE
03.6132-1502.4	03.2122-0142.3 03.3558-0676.3	010128 310077	THz 22,20 Behälter + WE
03.6132-1701.4	03.2123-1003.3	010175	THz 23,81
03.6132-1901.4	03.2120-5503.3	010124	THz 20,64 + Behälter
03.6132-2001.4	03.3508-8302.3	310046	Behälter
03.6132-2701.4	03.3508-7504.3	310045	Behälter
03.6132-2901.4	03.2120-0148.3	010070	THz 20,64 + Behälter

03.6132-3401.4	03.3508-8302.3	310046	Behälter
03.6132-3905.4	03.3508-7504.3	310045	Behälter
03.6132-3907.4	03.2120-1531.3 03.3508-7504.3	010092 310045	THz 20,64 Behälter
03.6132-3908.4	03.3508-7504.3	310045	Behälter
03.6132-3912.4	03.2120-1531.3	010092	THz 20,64
03.6132-4201.4	03.2120-0148.3	010070	THz 20,64 + Behälter
03.6132-4202.4	03.2120-0148.3	010070	THz 20,64 + Behälter
03.6132-4203.4	03.2120-0148.3	010070	THz 20,64 + Behälter
03.6132-4207.4	03.2120-0148.3	010070	THz 20,64 + Behälter
03.6132-4401.4	03.2120-5503.3	010124	THz 20,64 + Behälter
03.6132-4601.4	03.3508-7504.3	310045	Behälter
03.6132-4703.4	03.3508-8302.3	310046	Behälter
03.6132-4704.4	03.3508-8302.3	310046	Behälter
03.6132-4901.4	03.3508-7504.3	310045	Behälter
03.6132-5201.4	03.3508-7504.3	310045	Behälter
03.6132-5405.4	03.2120-0538.3	010077	THz 20,64
03.6132-5501.4	03.2120-1531.3 03.3508-7504.3	010092 310045	THz 20,64 Behälter
03.6132-5502.4	03.3508-7504.3	310045	Behälter
03.6132-5701.4	03.2120-1531.3	010092	THz 20,64
03.6132-5802.4	03.3508-7504.3	310045	Behälter
03.6132-6301.4	03.2120-2598.3	010116	THz 20,64
03.6132-6302.4	03.2120-2598.3	010116	THz 20,64
03.6132-6304.4	03.2120-2598.3	010116	THz 20,64
03.6132-6305.4	03.2120-2598.3	010116	THz 20,64
03.6132-6306.4	03.2120-2598.3	010116	THz 20,64
03.6132-6501.4	03.2120-1531.3	010092	THz 20,64
03.6132-6512.4	03.2120-1531.3	010092	THz 20,64
03.6132-6515.4	03.2120-1491.3	010089	THz 20,64 + WE
03.6132-6706.4	03.2120-1491.3	010089	THz 20,64 + WE
03.6142-0301.4	03.3508-8302.3	310046	Behälter

Bremsgeräte komplett

Booster units complete - Servofreni completi - Servo-freins complets - Servofreno completo

● Die Nr. befindet sich auf dem im Fahrzeug eingebautem Aggregat.
the number is on the unit build in the car
il numero si trova sull'aggregato montato nella macchina
le numéro se trouve sur la pièce montée dans le véhicule
el n° se encuentra en el equipo montado en el vehículo



03.6142-0701.4	03.3508-8302.3	310046	Behälter	03.6142-4702.4	03.2122-4902.3	010144	THz 22,20
03.6142-1201.4	03.2123-2604.3	010178	THz 23,81 + WE	03.6142-4704.4	03.2122-4902.3	010144	THz 22,20
03.6142-1202.4	03.2123-2604.3	010178	THz 23,81 + WE	03.6142-4801.4	03.2123-6207.3	010185	THz 23,81
03.6142-1205.4	03.2123-2604.3	010178	THz 23,81 + WE		03.3508-7504.3	310045	Behälter
03.6142-1502.4	03.2122-2202.3	010140	THz 22,20	03.6142-4802.4	03.3508-7504.3	310045	Behälter
03.6142-1701.4	03.2119-6207.3	010060	THz 19,05	03.6142-4803.4	03.3508-7504.3	310045	Behälter
	03.3558-0676.3	310077	Behälter + WE	03.6142-5201.4	03.2123-6207.3	010185	THz 23,81
03.6142-1703.4	03.2120-4504.3	010123	THz 20,64		03.3508-7504.3	310045	Behälter
	03.3558-0676.3	310077	Behälter + WE	03.6142-5202.4	03.3508-7504.3	310045	Behälter
03.6142-1704.4	03.2120-4504.3	010123	THz 20,64	03.6142-5203.4	03.3508-7504.3	310045	Behälter
	03.3558-0676.3	310077	Behälter + WE	03.6142-5205.4	03.2123-4911.3	010182	THz 23,81
03.6142-2101.4	03.2122-2202.3	010140	THz 22,20	03.6142-5301.4	03.3508-8302.3	310046	Behälter
03.6142-2402.4	03.2123-6207.3	010185	THz 23,81	03.6142-5502.4	03.3508-7504.3	310045	Behälter
	03.3508-7504.3	310045	Behälter	03.6142-6803.4	03.2122-4902.3	010144	THz 22,20
03.6142-2403.4	03.3508-7504.3	310045	Behälter	03.6142-7203.4	03.2120-1491.3	010089	THz 20,64 + WE
03.6142-3001.4	03.2120-5503.3	010124	THz 20,64 + Behälter	03.6142-7204.4	03.2120-1491.3	010089	THz 20,64 + WE
03.6142-3201.4	03.6058-0301.3	320072	BR 25/5 (3)	03.6142-7205.4	03.2120-1491.3	010089	THz 20,64 + WE
03.6142-3203.4	03.6058-0301.3	320072	BR 25/5 (3)	03.6142-7301.4	03.2120-1491.3	010089	THz 20,64 + WE
03.6142-3204.4	03.6058-0301.3	320072	BR 25/5 (3)	03.6142-7302.4	03.2120-1491.3	010089	THz 20,64 + WE
03.6142-3205.4	03.6058-0301.3	320072	BR 25/5 (3)	03.6142-7303.4	03.2120-1491.3	010089	THz 20,64 + WE
03.6142-3301.4	03.2123-6207.3	010185	THz 23,81	03.6147-0401.4	03.2125-1102.3	010202	THz 25,40
	03.3508-7504.3	310045	Behälter		03.3508-3600.3	310030	Behälter
03.6142-3302.4	03.3508-7504.3	310045	Behälter	03.6147-0501.4	03.2125-1102.3	010202	THz 25,40
03.6142-4401.4	03.2123-2604.3	010178	THz 23,81 + WE	03.6147-1101.4	03.2125-1302.3	010203	THz 25,40
03.6142-4601.4	03.2122-0142.3	010128	THz 22,20	03.6147-1102.4	03.2125-1302.3	010203	THz 25,40
	03.3558-0676.3	310077	Behälter + WE	03.6147-1103.4	03.2125-1302.3	010203	THz 25,40
03.6142-4602.4	03.2122-0142.3	010128	THz 22,20	03.6147-1301.4	03.2123-6802.3	010186	THz 23,81
	03.3558-0676.3	310077	Behälter + WE	03.6147-1703.4	03.2125-1302.3	010203	THz 25,40
03.6142-4603.4	03.2122-0142.3	010128	THz 22,20	03.6147-2402.4	03.2123-8611.3	010195	THz 23,81
	03.3558-0676.3	310077	Behälter + WE	03.6152-0206.4	03.2123-3402.3	010181	THz 23,81
03.6142-4604.4	03.2122-0142.3	010128	THz 22,20		03.3508-8753.3	310049	Behälter + WE
	03.3558-0676.3	310077	Behälter + WE		03.6850-0202.4	300043	9"
03.6142-4605.4	03.2122-0142.3	010128	THz 22,20	03.6152-0209.4	03.2023-0166.3	010015	THz 23,81/19,05
	03.3558-0676.3	310077	Behälter + WE		03.6850-0202.4	300043	9"
03.6142-4701.4	03.2122-4902.3	010144	THz 22,20				

Bremsgeräte komplett

**Booster units complete - Servofreni completi -
Servo-freins complets - Servofreno completo**

● Die Nr. befindet sich auf dem im Fahrzeug eingebautem Aggregat.
the number is on the unit build in the car
il numero si trova sull'aggregato montato nella macchina
le numéro se trouve sur la pièce montée dans le véhicule
el n° se encuentra en el equipo montado en el vehículo



03.6152-0210.4	03.2023-0166.3 03.6850-0202.4	010015 300043	THz 23,81/19,05 9"
03.6152-0401.4	03.2122-6202.3	010148	THz 22,20
03.6152-0601.4	03.3508-8302.3	310046	Behälter
03.6152-0701.4	03.2123-6802.3	010186	THz 23,81
03.6152-0702.4	03.2122-6202.3	010148	THz 22,20
03.6152-0703.4	03.2122-6202.3	010148	THz 22,20
03.6152-0803.4	03.2123-6207.3 03.3508-7504.3	010185 310045	THz 23,81 Behälter
03.6152-1002.4	03.2123-3302.3	010180	THz 23,81
03.6152-1101.4	03.3508-8302.3	310046	Behälter
03.6152-1401.4	03.2123-6802.3	010186	THz 23,81
03.6152-1502.4	03.2123-3302.3	010180	THz 23,81
03.6152-1701.4	03.2123-6207.3 03.3508-7504.3	010185 310045	THz 23,81 Behälter
03.6152-1801.4	03.2122-0142.3 03.3558-0676.3	010128 310077	THz 22,20 Behälter + WE
03.6152-2001.4	03.2123-6207.3 03.3508-7504.3	010185 310045	THz 23,81 Behälter
03.6152-2002.4	03.3508-7504.3	310045	Behälter
03.6152-2003.4	03.2123-4911.3	010182	THz 23,81
03.6152-2101.4	03.3508-8302.3	310046	Behälter
03.6157-0201.4	03.3508-8302.3	310046	Behälter
03.6157-0301.4	03.2123-1003.3 03.3508-8753.3 03.6855-1202.4	010175 310049 300056	THz 23,81 Behälter + WE 9" Tandem
03.6157-0302.4	03.2123-1003.3 03.3508-8753.3 03.6855-1202.4	010175 310049 300056	THz 23,81 Behälter + WE 9" Tandem
03.6157-0303.4	03.2123-1003.3 03.3508-8753.3 03.6855-1202.4	010175 310049 300056	THz 23,81 Behälter + WE 9" Tandem
03.6157-0304.4	03.2123-3402.3 03.3508-8753.3 03.6855-1202.4	010181 310049 300056	THz 23,81 Behälter + WE 9" Tandem
03.6157-0305.4	03.2123-1003.3 03.3508-8753.3 03.6855-1202.4	010175 310049 300056	THz 23,81 Behälter + WE 9" Tandem

03.6157-0306.4	03.2123-3402.3 03.3508-8753.3 03.6855-1202.4	010181 310049 300056	THz 23,81 Behälter + WE 9" Tandem
03.6157-0307.4	03.6855-1202.4	300056	9" Tandem
03.6157-0308.4	03.2023-0166.3 03.6855-1202.4	010015 300056	THz 23,81/19,05 9" Tandem
03.6157-0309.4	03.6855-1202.4	300056	9" Tandem
03.6157-0310.4	03.2023-0166.3 03.6855-1202.4	010015 300056	THz 23,81/19,05 9" Tandem
03.6157-0501.4	03.2123-7002.3	010187	THz 23,81
03.6157-0503.4	03.2123-7002.3	010187	THz 23,81
03.6197-1501.4	03.3508-8302.3	310046	Behälter
03.6197-2101.4	03.3508-8302.3	310046	Behälter
03.6197-2201.4	03.3508-8302.3	310046	Behälter
03.6197-2202.4	03.3508-8302.3	310046	Behälter
03.6197-2203.4	03.3508-8302.3	310046	Behälter
03.6197-2204.4	03.3508-8302.3	310046	Behälter
03.6197-2801.4	03.3508-8302.3	310046	Behälter
03.6197-3301.4	03.3508-8302.3	310046	Behälter
03.6197-3302.4	03.3508-8302.3	310046	Behälter
03.6732-0101.4	03.2120-2031.3	010106	THz 20,64
03.6732-0201.4	03.2120-2031.3	010106	THz 20,64
03.6732-0203.4	03.2120-2031.3	010106	THz 20,64
03.6732-0401.4	03.2120-2031.3	010106	THz 20,64
03.6732-0503.4	03.2120-2598.3	010116	THz 20,64
03.6732-0504.4	03.2120-2598.3	010116	THz 20,64
03.6732-0601.4	03.2120-2031.3	010106	THz 20,64
03.6732-0901.4	03.2119-3389.3	010057	THz 19,05
03.6732-1001.4	03.2119-3389.3	010057	THz 19,05
03.6732-1101.4	03.2119-3389.3	010057	THz 19,05
03.6732-1103.4	03.2119-3389.3	010057	THz 19,05
03.6732-1201.4	03.2119-3389.3	010057	THz 19,05
03.6732-3301.4	03.2119-3389.3	010057	THz 19,05

Bremsgeräte komplett

Booster units complete - Servofreni completi - Servo-freins complets - Servofreno completo

● Die Nr. befindet sich auf dem im Fahrzeug eingebautem Aggregat.
the number is on the unit build in the car
il numero si trova sull'aggregato montato nella macchina
le numéro se trouve sur la pièce montée dans le véhicule
el n° se encuentra en el equipo montado en el vehículo



03.6732-3501.4	03.2119-3389.3	010057	THz 19,05	03.6742-0401.4	03.2120-2598.3	010116	THz 20,64
03.6742-0101.4	03.2120-2598.3	010116	THz 20,64	03.6742-0402.4	03.2120-2598.3	010116	THz 20,64
03.6742-0102.4	03.2120-2598.3	010116	THz 20,64	03.6742-0404.4	03.2120-2598.3	010116	THz 20,64
03.6742-0103.4	03.2120-2598.3	010116	THz 20,64	03.6742-0406.4	03.2120-2598.3	010116	THz 20,64
03.6742-0104.4	03.2120-2598.3	010116	THz 20,64	03.6742-0407.4	03.2120-2598.3	010116	THz 20,64
03.6742-0105.4	03.2120-2598.3	010116	THz 20,64	03.6742-0409.4	03.2120-2597.3	010115	THz 20,64
03.6742-0106.4	03.2120-2598.3	010116	THz 20,64	03.6742-0410.4	03.2120-2597.3	010115	THz 20,64
03.6742-0107.4	03.2120-2598.3	010116	THz 20,64	03.6742-0411.4	03.2120-2597.3	010115	THz 20,64
03.6742-0108.4	03.2120-2598.3	010116	THz 20,64	03.6742-0412.4	03.2120-2597.3	010115	THz 20,64
03.6742-0109.4	03.2120-2598.3	010116	THz 20,64	03.6742-0413.4	03.2120-2597.3	010115	THz 20,64
03.6742-0110.4	03.2120-2598.3	010116	THz 20,64	03.6742-0414.4	03.2120-2597.3	010115	THz 20,64
03.6742-0111.4	03.2120-2598.3	010116	THz 20,64	03.6742-0415.4	03.2120-2597.3	010115	THz 20,64
03.6742-0112.4	03.2120-2598.3	010116	THz 20,64	03.6742-0416.4	03.2120-2597.3	010115	THz 20,64
03.6742-0113.4	03.2120-2598.3	010116	THz 20,64	03.6742-0419.4	03.2120-2597.3	010115	THz 20,64
03.6742-0114.4	03.2120-2598.3	010116	THz 20,64	03.6742-0420.4	03.2120-2597.3	010115	THz 20,64
03.6742-0115.4	03.2120-2598.3	010116	THz 20,64	03.6742-0421.4	03.2120-2597.3	010115	THz 20,64
03.6742-0116.4	03.2120-2598.3	010116	THz 20,64	03.6742-0422.4	03.2120-2597.3	010115	THz 20,64
03.6742-0117.4	03.2120-2598.3	010116	THz 20,64	03.6742-0423.4	03.2120-2597.3	010115	THz 20,64
03.6742-0118.4	03.2120-2598.3	010116	THz 20,64	03.6742-0601.4	03.2122-0142.3 03.3558-0676.3	010128 310077	THz 22,20 Behälter + WE
03.6742-0119.4	03.2120-2597.3	010115	THz 20,64	03.6742-0701.4	03.2119-3389.3	010057	THz 19,05
03.6742-0120.4	03.2120-2597.3	010115	THz 20,64	03.6742-1201.4	03.2119-3389.3	010057	THz 19,05
03.6742-0121.4	03.2120-2597.3	010115	THz 20,64	03.6742-1501.4	03.2120-2031.3	010106	THz 20,64
03.6742-0122.4	03.2120-2597.3	010115	THz 20,64	03.6742-1701.4	03.2120-2031.3	010106	THz 20,64
03.6742-0123.4	03.2120-2597.3	010115	THz 20,64	03.6752-0201.4	03.2120-2031.3 03.6750-0202.4	010106 300033	THz 20,64 9"
03.6742-0124.4	03.2120-2597.3	010115	THz 20,64	03.6752-0302.4	03.2120-2031.3	010106	THz 20,64
03.6742-0201.4	03.2123-4911.3	010182	THz 23,81	03.6752-0305.4	03.2120-2331.3	010110	THz 20,64
03.6742-0202.4	03.2120-0538.3	010077	THz 20,64	03.6752-0306.4	03.2120-2031.3	010106	THz 20,64
03.6742-0203.4	03.2120-2598.3	010116	THz 20,64	03.6752-0501.4	03.2120-2598.3	010116	THz 20,64
03.6742-0204.4	03.2120-2598.3	010116	THz 20,64	03.6752-0502.4	03.2120-2598.3	010116	THz 20,64
03.6742-0301.4	03.2120-2598.3	010116	THz 20,64	03.6752-0505.4	03.2120-2597.3	010115	THz 20,64
03.6742-0302.4	03.2120-2598.3	010116	THz 20,64				

Bremsgeräte komplett

**Booster units complete - Servofreni completi -
Servo-freins complets - Servofreno completo**

● Die Nr. befindet sich auf dem im Fahrzeug eingebautem Aggregat.
the number is on the unit build in the car
il numero si trova sull'aggregato montato nella macchina
le numéro se trouve sur la pièce montée dans le véhicule
el n° se encuentra en el equipo montado en el vehículo



03.6752-0506.4	03.2120-2597.3	010115	THz 20,64
03.6752-0507.4	03.2120-2597.3	010115	THz 20,64
03.6752-0508.4	03.2120-2597.3	010115	THz 20,64
03.6752-0701.4	03.2120-2482.3	010114	THz 20,64
03.6752-0801.4	03.2122-9812.3	010161	THz 22,20
03.6752-0902.4	03.2120-2331.3 03.7750-0302.4	010110 300071	THz 20,64 9"
03.6752-0903.4	03.2120-2191.3 03.7750-0302.4	010108 300071	THz 20,64 9"
03.6752-1002.4	03.2120-2682.3 03.6750-3502.4	010118 300162	THz 20,64 9"
03.6752-1101.4	03.2120-2331.3	010110	THz 20,64
03.6752-1102.4	03.2122-9612.3	010159	THz 22,20
03.6752-1201.4	03.2120-2331.3	010110	THz 20,64
03.6752-1301.4	03.2126-0512.3	010217	THz 26,99
03.6752-1401.4	03.2120-2331.3	010110	THz 20,64
03.6752-1501.4	03.2120-2482.3	010114	THz 20,64
03.6752-1607.4	03.2120-2597.3	010115	THz 20,64
03.6752-1608.4	03.2120-2597.3	010115	THz 20,64
03.6752-1609.4	03.2120-2597.3	010115	THz 20,64
03.6752-1610.4	03.2120-2597.3	010115	THz 20,64
03.6752-1611.4	03.2120-2597.3	010115	THz 20,64
03.6752-1703.4	03.2120-2597.3	010115	THz 20,64
03.6752-1704.4	03.2120-2597.3	010115	THz 20,64
03.6752-1901.4	03.2120-2031.3	010106	THz 20,64
03.6752-2101.4	03.2120-2682.3	010118	THz 20,64
03.6752-2502.4	03.2122-9631.3	010160	THz 22,20
03.6752-2601.4	03.2122-9631.3	010160	THz 22,20
03.6752-2902.4	03.2122-9631.3	010160	THz 22,20
03.6752-2903.4	03.2120-2682.3	010118	THz 20,64
03.6752-3103.4	03.2120-2682.3	010118	THz 20,64
03.6752-3201.4	03.2120-2031.3	010106	THz 20,64

03.6752-3501.4	03.2120-2682.3 03.6750-3502.4	010118 300162	THz 20,64 9"
03.6752-3601.4	03.2120-2682.3	010118	THz 20,64
03.6752-3702.4	03.2122-9631.3	010160	THz 22,20
03.6757-1004.4	03.2023-0166.3 03.6855-1202.4	010015 300056	THz 23,81/19,05 9" Tandem
03.6762-0101.4	03.2123-8311.3 03.7760-0902.4	010192 300088	THz 23,81 10"
03.6762-0102.4	03.2122-6911.3 03.7760-0902.4	010153 300088	THz 22,20 10"
03.6762-0103.4	03.2122-6911.3 03.7760-0902.4	010153 300088	THz 22,20 10"
03.6762-0104.4	03.7760-0902.4	300088	10"
03.6762-0105.4	03.2020-0402.3 03.7760-0902.4	010001 300088	THz 20,64/19,05 10"
03.6762-0106.4	03.2123-8311.3 03.7760-0902.4	010192 300088	THz 23,81 10"
03.6762-0107.4	03.7760-0902.4	300088	10"
03.6762-0108.4	03.2120-2082.3 03.7760-0902.4	010107 300088	THz 20,64 10"
03.6762-0110.4	03.2120-1802.3 03.7760-0902.4	010099 300088	THz 20,64 10"
03.6762-0111.4	03.2020-0402.3 03.7760-0902.4	010001 300088	THz 20,64/19,05 10"
03.6762-0112.4	03.2120-1802.3 03.7760-0902.4	010099 300088	THz 20,64 10"
03.6762-0114.4	03.2020-0402.3 03.7760-0902.4	010001 300088	THz 20,64/19,05 10"
03.6762-0115.4	03.2120-2082.3 03.7760-0902.4	010107 300088	THz 20,64 10"
03.6762-0116.4	03.2123-8311.3 03.7760-0902.4	010192 300088	THz 23,81 10"
03.6762-0117.4	03.7760-0902.4	300088	10"
03.6762-0118.4	03.2123-8311.3 03.7760-0902.4	010192 300088	THz 23,81 10"
03.6762-0312.4	03.7760-2702.4	300090	10"
03.6762-0401.4	03.2023-0825.3 03.7760-2702.4	010028 300090	THz 23,81/19,05 10"

Bremsgeräte komplett

Booster units complete - Servofreni completi - Servo-freins complets - Servofreno completo

● Die Nr. befindet sich auf dem im Fahrzeug eingebautem Aggregat.
the number is on the unit build in the car
il numero si trova sull'aggregato montato nella macchina
le numéro se trouve sur la pièce montée dans le véhicule
el n° se encuentra en el equipo montado en el vehículo



03.6762-0402.4	03.2023-0825.3	010028	THz 23,81/19,05
	03.7760-2702.4	300090	10"
03.6762-0501.4	03.2022-0702.3	010007	THz 22,20/19,05
03.6762-0502.4	03.2022-0702.3	010007	THz 22,20/19,05
03.6762-0503.4	03.2022-0702.3	010007	THz 22,20/19,05
03.6762-0504.4	03.2022-1402.3	010010	THz 22,20/19,05
03.6762-0505.4	03.2022-1402.3	010010	THz 22,20/19,05
03.6762-0508.4	03.2022-1602.3	010011	THz 22,20/19,05
03.6762-0509.4	03.2022-1602.3	010011	THz 22,20/19,05
03.6762-0519.4	03.2022-1402.3	010010	THz 22,20/19,05
03.6762-0520.4	03.2022-1602.3	010011	THz 22,20/19,05
03.6762-0522.4	03.2022-0702.3	010007	THz 22,20/19,05
03.6762-0523.4	03.2022-1402.3	010010	THz 22,20/19,05
03.6762-0525.4	03.2022-1602.3	010011	THz 22,20/19,05
03.6762-0601.4	03.2020-0402.3	010001	THz 20,64/19,05
	03.7760-0902.4	300088	10"
03.6762-0602.4	03.2120-1802.3	010099	THz 20,64
	03.7760-0902.4	300088	10"
03.6832-0101.4	03.2120-3412.3	010121	THz 20,64
03.6832-0104.4	03.6058-0501.3	320074	BR 25/5 (4)
03.6832-0201.4	03.2120-1531.3	010092	THz 20,64
03.6832-0202.4	03.2120-1531.3	010092	THz 20,64
03.6832-0601.4	03.2120-0322.3	010074	THz 20,64 + WE
03.6832-0701.4	03.2120-2462.3	010113	THz 20,64 + WE
03.6832-1001.4	03.2120-2462.3	010113	THz 20,64 + WE
03.6832-1102.4	03.2120-0148.3	010070	THz 20,64 + Behälter
03.6832-1301.4	03.2120-0151.3	010071	THz 20,64
03.6832-1505.4	03.2120-1531.3	010092	THz 20,64
03.6832-1704.4	03.2120-1531.3	010092	THz 20,64
03.6832-1705.4	03.2120-1531.3	010092	THz 20,64
03.6832-1706.4	03.2120-1531.3	010092	THz 20,64
03.6842-0301.4	03.2120-0622.3	010079	THz 20,64

03.6842-0601.4	03.2120-0538.3	010077	THz 20,64
03.6842-0701.4	03.2120-0538.3	010077	THz 20,64
03.6842-0702.4	03.2120-0538.3	010077	THz 20,64
03.6842-0703.4	03.2123-4911.3	010182	THz 23,81
03.6842-0704.4	03.2120-0538.3	010077	THz 20,64
03.6842-1001.4	03.2123-0162.3	010162	THz 23,81 + WE
03.6842-1002.4	03.2120-2462.3	010113	THz 20,64 + WE
03.6842-1003.4	03.2123-0162.3	010162	THz 23,81 + WE
03.6842-1401.4	03.2120-0151.3	010071	THz 20,64
03.6842-1605.4	03.2120-2598.3	010116	THz 20,64
03.6842-1606.4	03.2120-2598.3	010116	THz 20,64
03.6842-1607.4	03.2120-2598.3	010116	THz 20,64
03.6842-1608.4	03.2120-2598.3	010116	THz 20,64
03.6842-1609.4	03.2120-2598.3	010116	THz 20,64
03.6842-1610.4	03.2120-2598.3	010116	THz 20,64
03.6842-1611.4	03.2120-2598.3	010116	THz 20,64
03.6842-1612.4	03.2120-2598.3	010116	THz 20,64
03.6842-1613.4	03.2120-2598.3	010116	THz 20,64
03.6842-1614.4	03.2120-2598.3	010116	THz 20,64
03.6842-3401.4	03.2123-0162.3	010162	THz 23,81 + WE
03.6852-0201.4	03.2123-1003.3	010175	THz 23,81
	03.3508-8753.3	310049	Behälter + WE
	03.6850-0202.4	300043	9"
03.6852-0202.4	03.2123-3402.3	010181	THz 23,81
	03.3508-8753.3	310049	Behälter + WE
	03.6850-0202.4	300043	9"
03.6852-0203.4	03.2123-1003.3	010175	THz 23,81
	03.3508-8753.3	310049	Behälter + WE
	03.6850-0202.4	300043	9"
03.6852-0204.4	03.6850-0202.4	300043	9"
03.6852-0205.4	03.2023-0166.3	010015	THz 23,81/19,05
	03.6850-0202.4	300043	9"
03.6852-0207.4	03.2023-0166.3	010015	THz 23,81/19,05
	03.6850-0202.4	300043	9"

Bremsgeräte komplett

Booster units complete - Servofreni completi -
Servo-freins complets - Servofreno completo

● Die Nr. befindet sich auf dem im Fahrzeug eingebautem Aggregat.
the number is on the unit build in the car
il numero si trova sull'aggregato montato nella macchina
le numéro se trouve sur la pièce montée dans le véhicule
el n° se encuentra en el equipo montado en el vehículo



03.6852-0210.4	03.2023-0166.3 03.6850-0202.4	010015 300043	THz 23,81/19,05 9"
03.6852-0211.4	03.2023-0166.3 03.6850-0202.4	010015 300043	THz 23,81/19,05 9"
03.6852-0501.4	03.2123-2604.3 03.6850-0502.4	010178 300044	THz 23,81 + WE 9"
03.6852-0503.4	03.2123-2604.3 03.6850-0502.4	010178 300044	THz 23,81 + WE 9"
03.6852-1001.4	03.6850-5402.4	300055	9"
03.6852-1002.4	03.6850-5402.4	300055	9"
03.6852-1006.4	03.2123-0271.3 03.6850-5402.4	010164 300055	THz 23,81 + WE 9"
03.6852-1007.4	03.2123-0271.3 03.6850-5402.4	010164 300055	THz 23,81 + WE 9"
03.6852-1008.4	03.2123-0291.3 03.6850-5402.4	010165 300055	THz 23,81 9"
03.6852-1009.4	03.2123-0291.3 03.6850-5402.4	010165 300055	THz 23,81 9"
03.6852-1012.4	03.2123-0271.3 03.6850-5402.4	010164 300055	THz 23,81 + WE 9"
03.6852-1013.4	03.2123-0271.3 03.6850-5402.4	010164 300055	THz 23,81 + WE 9"
03.6852-1014.4	03.6850-5402.4	300055	9"
03.6852-1015.4	03.6850-5402.4	300055	9"
03.6852-1301.4	03.2123-6802.3	010186	THz 23,81
03.6852-1302.4	03.2123-6802.3	010186	THz 23,81
03.6852-1303.4	03.2123-6802.3	010186	THz 23,81
03.6852-1304.4	03.2122-6202.3	010148	THz 22,20
03.6852-1601.4	03.2123-6002.3 03.6850-2602.4	010184 300049	THz 23,81 9"
03.6852-1701.4	03.2123-9002.3	010198	THz 23,81 + WE
03.6852-1702.4	03.2123-9002.3	010198	THz 23,81 + WE
03.6852-1902.4	03.2123-4911.3	010182	THz 23,81
03.6852-1903.4	03.2123-6207.3	010185	THz 23,81
03.6852-2001.4	03.2123-6002.3 03.6850-2602.4	010184 300049	THz 23,81 9"

03.6852-2101.4	03.2120-0562.3	010078	THz 20,64
03.6852-2201.4	03.2123-4911.3	010182	THz 23,81
03.6852-2202.4	03.2123-6207.3	010185	THz 23,81
03.6852-2205.4	03.2120-0538.3	010077	THz 20,64
03.6852-2307.4	03.2120-1491.3	010089	THz 20,64 + WE
03.6852-2401.4	03.2120-0622.3	010079	THz 20,64
03.6852-2402.4	03.2120-0622.3	010079	THz 20,64
03.6852-2404.4	03.2120-1362.3	010087	THz 20,64
03.6852-2405.4	03.2120-0622.3	010079	THz 20,64
03.6852-3801.4	03.2120-1142.3	010085	THz 20,64
03.6852-3802.4	03.2123-9207.3	010199	THz 23,81
03.6852-4403.4	03.2122-8806.3	010157	THz 22,20
03.6852-4404.4	03.2122-8806.3	010157	THz 22,20
03.6852-4405.4	03.2122-8806.3	010157	THz 22,20
03.6852-4406.4	03.2122-8806.3	010157	THz 22,20
03.6852-4407.4	03.2122-8806.3	010157	THz 22,20
03.6852-4408.4	03.2122-8806.3	010157	THz 22,20
03.6852-4409.4	03.2122-8806.3	010157	THz 22,20
03.6852-4603.4	03.2123-7902.3 03.7750-5702.4	010191 300083	THz 23,81 + WE 9"
03.6852-4604.4	03.2123-8902.3 03.7750-5702.4	010197 300083	THz 23,81 9"
03.6852-4605.4	03.2023-0172.3 03.7750-5702.4	010016 300083	THz 23,81/19,05 9"
03.6852-4606.4	03.2023-0172.3 03.7750-5702.4	010016 300083	THz 23,81/19,05 9"
03.6852-4702.4	03.2123-7902.3	010191	THz 23,81 + WE
03.6852-4703.4	03.2123-8902.3	010197	THz 23,81
03.6852-5002.4	03.2120-1491.3	010089	THz 20,64 + WE
03.6852-5003.4	03.2120-1531.3	010092	THz 20,64
03.6852-5401.4	03.6850-5402.4	300055	9"
03.6852-5402.4	03.6850-5402.4	300055	9"



Bremsgeräte komplett

Booster units complete - Servofreni completi - Servo-freins complets - Servofreno completo

● Die Nr. befindet sich auf dem im Fahrzeug eingebautem Aggregat.
the number is on the unit build in the car
il numero si trova sull'aggregato montato nella macchina
le numéro se trouve sur la pièce montée dans le véhicule
el n° se encuentra en el equipo montado en el vehículo



03.6852-5403.4	03.6850-5402.4	300055	9"	03.6857-1404.4	03.2125-2102.3	010207	THz 25,40
03.6852-5404.4	03.6850-5402.4	300055	9"		03.6855-1402.4	300057	9" Tandem
03.6852-5902.4	03.2122-8012.3	010156	THz 22,20	03.6857-1405.4	03.6855-1402.4	300057	9" Tandem
03.6852-6202.4	03.2122-8012.3	010156	THz 22,20	03.6857-1406.4	03.6855-1402.4	300057	9" Tandem
	03.6058-0301.3	320072	BR 25/5 (3)	03.6857-1407.4	03.6855-1402.4	300057	9" Tandem
03.6857-0101.4	03.2023-0166.3	010015	THz 23,81/19,05	03.6857-1408.4	03.6855-1402.4	300057	9" Tandem
	03.6855-1202.4	300056	9" Tandem	03.6857-1409.4	03.6855-1402.4	300057	9" Tandem
03.6857-0104.4	03.6855-1202.4	300056	9" Tandem	03.6857-1410.4	03.6855-1402.4	300057	9" Tandem
03.6857-0105.4	03.2023-0166.3	010015	THz 23,81/19,05	03.6857-1411.4	03.6855-1402.4	300057	9" Tandem
	03.6855-1202.4	300056	9" Tandem	03.6857-1413.4	03.6855-1402.4	300057	9" Tandem
03.6857-0108.4	03.2023-0166.3	010015	THz 23,81/19,05	03.6857-1416.4	03.6855-1402.4	300057	9" Tandem
	03.6855-1202.4	300056	9" Tandem	03.6857-1417.4	03.6855-1402.4	300057	9" Tandem
03.6857-0303.4	03.2023-0166.3	010015	THz 23,81/19,05	03.6857-1420.4	03.6855-1402.4	300057	9" Tandem
	03.6855-1202.4	300056	9" Tandem	03.6857-1421.4	03.6855-1402.4	300057	9" Tandem
03.6857-0304.4	03.2023-0166.3	010015	THz 23,81/19,05	03.6857-1422.4	03.6855-1402.4	300057	9" Tandem
	03.6855-1202.4	300056	9" Tandem	03.6857-1423.4	03.6855-1402.4	300057	9" Tandem
03.6857-1001.4	03.2023-0166.3	010015	THz 23,81/19,05	03.6857-1424.4	03.6855-1402.4	300057	9" Tandem
	03.6855-1202.4	300056	9" Tandem	03.6857-1425.4	03.6855-1402.4	300057	9" Tandem
03.6857-1002.4	03.2023-0166.3	010015	THz 23,81/19,05	03.6857-1426.4	03.6855-1402.4	300057	9" Tandem
	03.6855-1202.4	300056	9" Tandem	03.6857-1701.4	03.2123-6002.3	010184	THz 23,81
03.6857-1003.4	03.2023-0166.3	010015	THz 23,81/19,05		03.3558-0676.3	310077	Behälter + WE
	03.6855-1202.4	300056	9" Tandem	03.6857-1801.4	03.2125-3801.3	010215	THz 25,40
03.6857-1106.4	03.2123-8512.3	010194	THz 23,81	03.6857-1901.4	03.6855-1902.4	300059	9" Tandem
03.6857-1201.4	03.2023-0166.3	010015	THz 23,81/19,05	03.6857-1902.4	03.6855-1902.4	300059	9" Tandem
	03.6855-1202.4	300056	9" Tandem	03.6857-1905.4	03.6855-1902.4	300059	9" Tandem
03.6857-1202.4	03.2023-0166.3	010015	THz 23,81/19,05	03.6857-1906.4	03.2125-1902.3	010206	THz 25,40
	03.6855-1202.4	300056	9" Tandem		03.6855-1902.4	300059	9" Tandem
03.6857-1203.4	03.2025-0111.3	010033	THz 25,40/19,05	03.6857-1907.4	03.6855-1902.4	300059	9" Tandem
	03.6855-1202.4	300056	9" Tandem	03.6857-1910.4	03.6855-1902.4	300059	9" Tandem
03.6857-1204.4	03.2025-0111.3	010033	THz 25,40/19,05	03.6857-1911.4	03.6855-1902.4	300059	9" Tandem
	03.6855-1202.4	300056	9" Tandem	03.6857-1912.4	03.6855-1902.4	300059	9" Tandem
03.6857-1205.4	03.2025-0111.3	010033	THz 25,40/19,05	03.6857-1913.4	03.2125-2102.3	010207	THz 25,40
	03.6855-1202.4	300056	9" Tandem		03.6855-1902.4	300059	9" Tandem
03.6857-1401.4	03.2126-0512.3	010217	THz 26,99				
	03.6855-1402.4	300057	9" Tandem				
03.6857-1402.4	03.2125-1902.3	010206	THz 25,40				
	03.6855-1402.4	300057	9" Tandem				
03.6857-1403.4	03.2125-1902.3	010206	THz 25,40				
	03.6855-1402.4	300057	9" Tandem				

Bremsgeräte komplett

**Booster units complete - Servofreni completi -
Servo-freins complets - Servofreno completo**

● Die Nr. befindet sich auf dem im Fahrzeug eingebautem Aggregat.
the number is on the unit build in the car
il numero si trova sull'aggregato montato nella macchina
le numéro se trouve sur la pièce montée dans le véhicule
el n° se encuentra en el equipo montado en el vehículo



03.6857-2101.4	03.2130-0102.3 03.6855-2202.4	010221 300061	THz 30,00 9" Tandem
03.6857-2103.4	03.2123-0522.3 03.6855-2202.4	010168 300061	THz 23,81 9" Tandem
03.6857-2201.4	03.2130-0102.3 03.6855-2202.4	010221 300061	THz 30,00 9" Tandem
03.6857-2202.4	03.2123-0522.3 03.6855-2202.4	010168 300061	THz 23,81 9" Tandem
03.6857-2203.4	03.6855-2202.4	300061	9" Tandem
03.6857-2204.4	03.6855-2202.4	300061	9" Tandem
03.6857-2205.4	03.6855-2202.4	300061	9" Tandem
03.6857-2301.4	03.2123-8512.3	010194	THz 23,81
03.6857-2401.4	03.2125-3801.3	010215	THz 25,40
03.6857-2403.4	03.2123-9207.3	010199	THz 23,81
03.6862.0904.4	03.7760-0902.4	300088	10"
03.6862-0201.4	03.2023-0166.3	010015	THz 23,81/19,05
03.6862-0202.4	03.2023-0166.3	010015	THz 23,81/19,05
03.6862-0203.4	03.2023-0166.3	010015	THz 23,81/19,05
03.6862-0204.4	03.2023-0166.3	010015	THz 23,81/19,05
03.6862-0301.4	03.2123-9002.3	010198	THz 23,81 + WE
03.6862-0501.4	03.2123-4911.3	010182	THz 23,81
03.6862-0502.4	03.2123-4911.3	010182	THz 23,81
03.6862-0505.4	03.2123-4911.3	010182	THz 23,81
03.6862-0506.4	03.2123-6207.3	010185	THz 23,81
03.6862-0507.4	03.2123-4911.3	010182	THz 23,81
03.6862-0508.4	03.2123-4911.3	010182	THz 23,81
03.6862-0801.4	03.2123-9002.3 03.7760-0402.4	010198 300087	THz 23,81 + WE 10"
03.6862-0802.4	03.2023-0183.3 03.7760-0402.4	010017 300087	THz 23,81/19,05 10"
03.6862-0803.4	03.7760-0402.4	300087	10"
03.6862-0901.4	03.2122-6911.3 03.7760-0902.4	010153 300088	THz 22,20 10"
03.6862-0902.4	03.2122-6911.3 03.7760-0902.4	010153 300088	THz 22,20 10"

03.6862-0903.4	03.2123-8311.3 03.7760-0902.4	010192 300088	THz 23,81 10"
03.6862-1001.4	03.2123-9207.3	010199	THz 23,81
03.6862-1101.4	03.2125-3801.3	010215	THz 25,40
03.6862-1103.4	03.2123-9207.3	010199	THz 23,81
03.6862-1105.4	03.2125-3801.3	010215	THz 25,40
03.6862-1201.4	03.2023-0262.3	010020	THz 23,81/20,64
03.6952-0201.4	03.2122-8012.3	010156	THz 22,20
03.6952-0202.4	03.2122-8012.3 03.6058-0301.3	010156 320072	THz 22,20 BR 25/5 (3)
03.6952-0301.4	03.2023-0172.3 03.7750-5702.4	010016 300083	THz 23,81/19,05 9"
03.6952-0302.4	03.2023-0172.3 03.7750-5702.4	010016 300083	THz 23,81/19,05 9"
03.6952-0401.4	03.2122-9612.3 03.7750-0302.4	010159 300071	THz 22,20 9"
03.6952-0501.4	03.2122-9612.3 03.7750-0302.4	010159 300071	THz 22,20 9"
03.6952-0601.4	03.2122-9612.3 03.7750-0302.4	010159 300071	THz 22,20 9"
03.6952-0701.4	03.2122-9612.3 03.7750-0302.4	010159 300071	THz 22,20 9"
03.7732-0201.4	03.2120-2031.3	010106	THz 20,64
03.7732-0401.4	03.2120-2031.3	010106	THz 20,64
03.7742-0801.4	03.2120-2031.3	010106	THz 20,64
03.7742-0901.4	03.2120-2031.3	010106	THz 20,64
03.7742-1404.4	03.2120-3943.3	010532	THz 20,64
03.7742-2001.4	03.2120-2031.3	010106	THz 20,64
03.7742-2101.4	03.2120-2031.3	010106	THz 20,64
03.7752-0101.4	03.2022-0602.3	010006	THz 22,20/19,05
03.7752-0102.4	03.2022-0602.3	010006	THz 22,20/19,05
03.7752-0104.4	03.2022-0602.3	010006	THz 22,20/19,05
03.7752-0201.4	03.2122-9612.3 03.7750-0302.4	010159 300071	THz 22,20 9"
03.7752-0204.4	03.2122-9612.3 03.7750-0302.4	010159 300071	THz 22,20 9"

Bremsgeräte komplett

Booster units complete - Servofreni completi - Servo-freins complets - Servofreno completo

● Die Nr. befindet sich auf dem im Fahrzeug eingebautem Aggregat.
the number is on the unit build in the car
il numero si trova sull'aggregato montato nella macchina
le numéro se trouve sur la pièce montée dans le véhicule
el n° se encuentra en el equipo montado en el vehículo



03.7752-0302.4	03.2122-9612.3 03.7750-0302.4	010159 300071	THz 22,20 9"	03.7752-1201.4	03.2122-1042.3 03.7750-4902.4	010137 300079	THz 22,20 9"
03.7752-0401.4	03.2023-0562.3 03.7750-0302.4	010025 300071	THz 23,81/20,64 9"	03.7752-1202.4	03.2120-3943.3 03.7750-4902.4	010532 300079	THz 20,64 9"
03.7752-0402.4	03.2023-0542.3 03.7750-0302.4	010024 300071	THz 23,81/20,64 9"	03.7752-1204.4	03.2120-3943.3 03.7750-4902.4	010532 300079	THz 20,64 9"
03.7752-0404.4	03.7750-5702.4	300083	9"	03.7752-2601.4	03.2120-3943.3	010532	THz 20,64
03.7752-0405.4	03.2023-0542.3 03.7750-5702.4	010024 300083	THz 23,81/20,64 9"	03.7752-2603.4	03.2120-3943.3	010532	THz 20,64
03.7752-0501.4	03.2122-9612.3 03.7750-0302.4	010159 300071	THz 22,20 9"	03.7752-2604.4	03.2120-3943.3	010532	THz 20,64
03.7752-0707.4	03.2122-0264.3	010129	THz 22,20	03.7752-2607.4	03.2120-3943.3	010532	THz 20,64
03.7752-0708.4	03.2122-0264.3	010129	THz 22,20	03.7752-2608.4	03.2120-3943.3	010532	THz 20,64
03.7752-0709.4	03.2122-0264.3	010129	THz 22,20	03.7752-2701.4	03.2120-3943.3	010532	THz 20,64
03.7752-0710.4	03.2122-0282.3	010130	THz 22,20	03.7752-2801.4	03.2122-0264.3	010129	THz 22,20
03.7752-0713.4	03.2122-0264.3	010129	THz 22,20	03.7752-3101.4	03.2120-3943.3	010532	THz 20,64
03.7752-0714.4	03.2122-0264.3	010129	THz 22,20	03.7752-3103.4	03.2120-3943.3	010532	THz 20,64
03.7752-0715.4	03.2122-0264.3	010129	THz 22,20	03.7752-3401.4	03.2122-0264.3	010129	THz 22,20
03.7752-0716.4	03.2122-0264.3	010129	THz 22,20	03.7752-3402.4	03.2122-0282.3	010130	THz 22,20
03.7752-0717.4	03.2122-0264.3	010129	THz 22,20	03.7752-3405.4	03.2122-0282.3	010130	THz 22,20
03.7752-0718.4	03.2122-0264.3	010129	THz 22,20	03.7752-3501.4	03.2122-0264.3	010129	THz 22,20
03.7752-0722.4	03.2122-0264.3	010129	THz 22,20	03.7752-3502.4	03.2122-0282.3	010130	THz 22,20
03.7752-0808.4	03.2122-0264.3	010129	THz 22,20	03.7752-3510.4	03.2122-0282.3	010130	THz 22,20
03.7752-0809.4	03.2122-0264.3	010129	THz 22,20	03.7752-4302.4	03.2122-1042.3 03.7750-4302.4	010137 300076	THz 22,20 9"
03.7752-0810.4	03.2122-0282.3	010130	THz 22,20	03.7752-4701.4	03.2120-2031.3	010106	THz 20,64
03.7752-0813.4	03.2122-0264.3	010129	THz 22,20	03.7752-4901.4	03.2122-1042.3 03.7750-4902.4	010137 300079	THz 22,20 9"
03.7752-0814.4	03.2122-0264.3	010129	THz 22,20	03.7752-6102.4	03.2122-1042.3	010137	THz 22,20
03.7752-0815.4	03.2122-0264.3	010129	THz 22,20	03.7752-6104.4	03.2122-1042.3	010137	THz 22,20
03.7752-0816.4	03.2122-0264.3	010129	THz 22,20	03.7752-7401.4	03.2122-1042.3	010137	THz 22,20
03.7752-0819.4	03.2122-0264.3	010129	THz 22,20	03.7757-0101.4	03.2023-0230.3	010019	THz 23,81/19,05
03.7752-0901.4	03.2122-1042.3 03.7750-4302.4	010137 300076	THz 22,20 9"	03.7757-0102.4	03.2023-0825.3	010028	THz 23,81/19,05
03.7752-0902.4	03.2120-3943.3 03.7750-4302.4	010532 300076	THz 20,64 9"	03.7757-0201.4	03.2025-0211.3	010034	THz 25,40/19,05
				03.7757-0203.4	03.7750-0302.4	300071	9"

Bremsgeräte komplett

**Booster units complete - Servofreni completi -
Servo-freins complets - Servofreno completo**

● Die Nr. befindet sich auf dem im Fahrzeug eingebautem Aggregat.
the number is on the unit build in the car
il numero si trova sull'aggregato montato nella macchina
le numéro se trouve sur la pièce montée dans le véhicule
el n° se encuentra en el equipo montado en el vehículo



03.7757-0204.4	03.7750-0302.4	300071	9"
03.7757-0314.4	03.2023-0642.3	010026	THz 23,81/20,64
03.7757-0319.4	03.2023-0642.3	010026	THz 23,81/20,64
03.7757-0321.4	03.2023-0642.3	010026	THz 23,81/20,64
03.7757-0324.4	03.2023-0642.3	010026	THz 23,81/20,64
03.7762-0101.4	03.2123-8311.3 03.7760-0902.4	010192 300088	THz 23,81 10"
03.7762-0102.4	03.2122-6911.3 03.7760-0902.4	010153 300088	THz 22,20 10"
03.7762-0103.4	03.2122-6911.3 03.7760-0902.4	010153 300088	THz 22,20 10"
03.7762-0104.4	03.7760-0902.4	300088	10"
03.7762-0108.4	03.2120-2082.3 03.7760-0902.4	010107 300088	THz 20,64 10"
03.7762-0110.4	03.2120-1802.3 03.7760-0902.4	010099 300088	THz 20,64 10"
03.7762-0112.4	03.2120-1802.3 03.7760-0902.4	010099 300088	THz 20,64 10"
03.7762-0114.4	03.2020-0402.3 03.7760-0902.4	010001 300088	THz 20,64/19,05 10"
03.7762-0115.4	03.2120-2082.3 03.7760-0902.4	010107 300088	THz 20,64 10"
03.7762-0116.4	03.2123-8311.3 03.7760-0902.4	010192 300088	THz 23,81 10"
03.7762-0117.4	03.7760-0902.4	300088	10"
03.7762-0118.4	03.2123-8311.3 03.7760-0902.4	010192 300088	THz 23,81 10"
03.7762-0119.4	03.2120-2082.3 03.7760-0902.4	010107 300088	THz 20,64 10"
03.7762-0120.4	03.2120-2082.3 03.7760-0902.4	010107 300088	THz 20,64 10"
03.7762-0121.4	03.2120-1802.3 03.7760-0902.4	010099 300088	THz 20,64 10"
03.7762-0122.4	03.2120-1802.3 03.7760-0902.4	010099 300088	THz 20,64 10"
03.7762-0123.4	03.2020-0402.3 03.7760-0902.4	010001 300088	THz 20,64/19,05 10"
03.7762-0124.4	03.7760-0902.4	300088	10"

03.7762-0201.4	03.2020-0402.3 03.7760-0902.4	010001 300088	THz 20,64/19,05 10"
03.7762-0202.4	03.2120-1802.3 03.7760-0902.4	010099 300088	THz 20,64 10"
03.7762-0204.4	03.2120-2082.3 03.7760-0902.4	010107 300088	THz 20,64 10"
03.7762-0301.4	03.2023-0825.3 03.7760-2702.4	010028 300090	THz 23,81/19,05 10"
03.7762-0302.4	03.2023-0825.3 03.7760-2702.4	010028 300090	THz 23,81/19,05 10"
03.7762-0312.4	03.2023-0825.3 03.7760-2702.4	010028 300090	THz 23,81/19,05 10"
03.7762-0313.4	03.2023-0825.3 03.7760-2702.4	010028 300090	THz 23,81/19,05 10"
03.7762-0401.4	03.2023-0262.3 03.7760-0402.4	010020 300087	THz 23,81/20,64 10"
03.7762-0402.4	03.7760-0402.4	300087	10"
03.7762-0501.4	03.2120-1802.3 03.7760-0902.4	010099 300088	THz 20,64 10"
03.7762-0502.4	03.2120-2082.3 03.7760-0902.4	010107 300088	THz 20,64 10"
03.7762-0503.4	03.7760-0902.4	300088	10"
03.7762-0504.4	03.2120-1802.3 03.7760-0902.4	010099 300088	THz 20,64 10"
03.7762-0505.4	03.2120-2082.3 03.7760-0902.4	010107 300088	THz 20,64 10"
03.7762-0506.4	03.7760-0902.4	300088	10"
03.7762-0701.4	03.2022-1201.3 03.7760-0902.4	010009 300088	THz 22,20/17,46 10"
03.7762-0702.4	03.2022-1201.3 03.7760-0902.4	010009 300088	THz 22,20/17,46 10"
03.7762-0703.4	03.2022-1201.3 03.7760-0902.4	010009 300088	THz 22,20/17,46 10"
03.7762-0704.4	03.2022-1201.3 03.7760-0902.4	010009 300088	THz 22,20/17,46 10"
03.7762-0705.4	03.2022-1201.3 03.7760-0902.4	010009 300088	THz 22,20/17,46 10"
03.7762-0801.4	03.2022-1201.3 03.7760-0902.4	010009 300088	THz 22,20/17,46 10"

Bremsgeräte komplett

Booster units complete - Servofreni completi - Servo-freins complets - Servofreno completo

● Die Nr. befindet sich auf dem im Fahrzeug eingebautem Aggregat.
the number is on the unit build in the car
il numero si trova sull'aggregato montato nella macchina
le numéro se trouve sur la pièce montée dans le véhicule
el n° se encuentra en el equipo montado en el vehículo



03.7762-0802.4	03.2022-1201.3	010009	THz 22,20/17,46
	03.7760-0902.4	300088	10"
03.7762-0901.4	03.2022-1201.3	010009	THz 22,20/17,46
	03.7760-0902.4	300088	10"
03.7762-0902.4	03.2022-1201.3	010009	THz 22,20/17,46
	03.7760-0902.4	300088	10"
03.7762-1001.4	03.2125-3011.3	010211	THz 25,40
03.7762-1002.4	03.2125-3011.3	010211	THz 25,40
03.7762-1203.4	03.2125-3011.3	010211	THz 25,40
03.7762-1204.4	03.2125-3011.3	010211	THz 25,40
03.7762-1801.4	03.2125-3011.3	010211	THz 25,40
03.7762-1802.4	03.2125-3011.3	010211	THz 25,40
03.7762-1901.4	03.2125-3011.3	010211	THz 25,40
03.7762-1902.4	03.2125-3011.3	010211	THz 25,40
03.7762-2001.4	03.2125-3011.3	010211	THz 25,40
03.7762-2002.4	03.2125-3011.3	010211	THz 25,40
03.7762-2701.4	03.2023-0825.3	010028	THz 23,81/19,05
	03.7760-2702.4	300090	10"
03.7767-0101.4	03.2026-0462.3	010728	THz 26,99/25,40
03.7767-0102.4	03.2026-0462.3	010728	THz 26,99/25,40
03.7767-0103.4	03.2026-0512.3	010038	THz 26,99/25,40
03.7767-0104.4	03.2026-0512.3	010038	THz 26,99/25,40
03.7767-0105.4	03.2026-0462.3	010728	THz 26,99/25,40
03.7767-0107.4	03.2026-0462.3	010728	THz 26,99/25,40
10.6350-2002.4	10.6123-0522.3	010633	THz 23,81
10.6352-0601.4	10.6350-0603.4	300159	9"
10.6352-0602.4	10.6350-0603.4	300159	9"
10.6352-0603.4	10.6350-0603.4	300159	9"
10.6352-0604.4	10.6350-0603.4	300159	9"



A large rectangular area containing 30 horizontal lines, spaced evenly, for writing.





Ⓓ **Reparatursätze**







Ⓔ **Repair kits**

Ⓕ **Nécessaires de réparation**

Ⓖ **Juegos de reparación**







Reparatursätze

Repair kits - Corredi riparazione - Nécessaires de réparation - Juegos de reparación

					
03.2022-0702.3 010007	03.0370-7522.2 057522	THz Reparatursatz	11.3361-8504.2 220017	11.0101-5402.2 260009 11.0441-3602.2 250008 11.8116-0066.1 390577 11.8171-0008.1 990049	Hülsensatz Dichtungssatz Haltefeder Führungsbolzen
03.2122-2202.3 010140	03.0370-3922.2 053922	THz Reparatursatz	11.3361-8505.2 220024	11.0101-5402.2 260009 11.0441-3602.2 250008 11.8171-0008.1 990049	Hülsensatz Dichtungssatz Führungsbolzen
03.2122-4902.3 010144	03.0370-3922.2 053922	THz Reparatursatz	11.3361-8506.2 220025	11.0101-5402.2 260009 11.0441-3602.2 250008 11.8171-0008.1 990049	Hülsensatz Dichtungssatz Führungsbolzen
03.2419-3307.3 030014	03.0350-1906.2 071906	Gz Reparatursatz	11.3361-9975.2 220281	11.0101-5407.2 260011 11.0441-3602.2 250008 11.8116-0073.1 390498 11.8171-0008.1 990049	Hülsensatz Dichtungssatz Haltefeder Führungsbolzen
03.2419-7800.3 030016	03.0350-1919.2 071919	Gz Reparatursatz	11.3361-9976.2 220282	11.0101-5407.2 260011 11.0441-3602.2 250008 11.8116-0073.1 390498 11.8171-0008.1 990049	Hülsensatz Dichtungssatz Haltefeder Führungsbolzen
03.2419-9000.3 030025	03.0350-1919.2 071919	Gz Reparatursatz	11.3381-8501.2 220018	11.0101-5402.2 260009 11.0441-3802.2 250009 11.8116-0066.1 390577 11.8171-0008.1 990049	Hülsensatz Dichtungssatz Haltefeder Führungsbolzen
03.2515-1101.3 040001	03.0450-1502.2 081502	Nz Reparatursatz	11.3381-8502.2 220019	11.0101-5402.2 260009 11.0441-3802.2 250009 11.8116-0066.1 390577 11.8171-0008.1 990049	Hülsensatz Dichtungssatz Haltefeder Führungsbolzen
03.2520-1201.3 040011	03.0450-2006.2 082006	Nz Reparatursatz	11.3381-8503.2 220020	11.0101-5402.2 260009 11.0441-3803.2 250010 11.8116-0066.1 390577 11.8171-0008.1 990049	Hülsensatz Dichtungssatz Haltefeder Führungsbolzen
03.2523-0811.3 040019	03.0450-2311.2 082311	Nz Reparatursatz	11.3381-8504.2 220021	11.0101-5402.2 260009 11.0441-3803.2 250010 11.8116-0066.1 390577 11.8171-0008.1 990049	Hülsensatz Dichtungssatz Haltefeder Führungsbolzen
03.2525-1802.3 040025	03.0450-2509.2 082509	Nz Reparatursatz	11.3401-0055.2 220519	11.0101-5407.2 260011 11.8116-0143.1 390513 11.8171-0008.1 990049	Hülsensatz Haltefeder Führungsbolzen
03.2525-2602.3 040029	03.0450-2510.2 082510	Nz Reparatursatz	11.3401-0056.2 220520	11.0101-5407.2 260011 11.8116-0143.1 390513 11.8171-0008.1 990049	Hülsensatz Haltefeder Führungsbolzen
03.2525-2711.3 040030	03.0450-2510.2 082510	Nz Reparatursatz	11.3401-8503.2 220030	11.0101-5402.2 260009 11.0441-4002.2 250011 11.8116-0066.1 390577 11.8171-0008.1 990049	Hülsensatz Dichtungssatz Haltefeder Führungsbolzen
03.2538-0104.3 040035	03.0450-3801.2 083801	Nz Reparatursatz	11.3401-8504.2 220031	11.0101-5402.2 260009 11.0441-4002.2 250011 11.8116-0066.1 390577 11.8171-0008.1 990049	Hülsensatz Dichtungssatz Haltefeder Führungsbolzen
03.2728-2101.3 020008	03.0402-1128.2 060027	Rz Reparatursatz	11.3451-8501.2 220389	11.0101-5407.2 260011 11.0101-5409.2 260035 11.8171-0008.1 990049	Hülsensatz Hülsensatz Führungsbolzen
03.2728-2201.3 020009	03.0402-1128.2 060027	Rz Reparatursatz	11.3451-8502.2 220390	11.0101-5407.2 260011 11.0101-5409.2 260035 11.8171-0008.1 990049	Hülsensatz Hülsensatz Führungsbolzen
03.3128-1401.3 010295	03.0370-1828.2 051828	Hz Reparatursatz			
03.3138-2001.3 010310	03.0370-1038.2 051038 03.0370-9998.2 059998	Hz Reparatursatz Hz Rep. Satz,-Kolben			
03.3219-0102.3 020036	03.0470-2619.2 060051	Rz Dichtungssatz			
03.3219-0411.3 020038	03.0470-2619.2 060051	Rz Dichtungssatz			
03.3231-3401.3 020120	03.0401-2031.2 052031	Rz Reparatursatz			
03.3241-1801.3 020130	03.0403-0341.2 060031	Rz Reparatursatz			
11.3331-8501.2 220004	11.0101-5402.2 260009 11.0441-3302.2 250004 11.8116-0015.1 390492 11.8171-0008.1 990049	Hülsensatz Dichtungssatz Haltefeder Führungsbolzen			
11.3331-8502.2 220005	11.0101-5402.2 260009 11.0441-3302.2 250004 11.8116-0015.1 390492 11.8171-0008.1 990049	Hülsensatz Dichtungssatz Haltefeder Führungsbolzen			
11.3334-8001.2 220006	11.0101-5407.2 260011 11.0441-3302.2 250004 11.8116-0047.1 390494 11.8171-0008.1 990049	Hülsensatz Dichtungssatz Haltefeder Führungsbolzen			
11.3334-8002.2 220007	11.0101-5407.2 260011 11.0441-3302.2 250004 11.8116-0047.1 390494 11.8171-0008.1 990049	Hülsensatz Dichtungssatz Haltefeder Führungsbolzen			
11.3361-8503.2 220016	11.0101-5402.2 260009 11.0441-3602.2 250008 11.8116-0066.1 390577 11.8171-0008.1 990049	Hülsensatz Dichtungssatz Haltefeder Führungsbolzen			







Reparatursätze

Repair kits - Corredi riparazione - Nécessaires de réparation - Juegos de reparación

  		  	
11.3481-8511.2 220337	11.0101-5407.2 260011 Hülsensatz 11.0441-4805.2 250020 Dichtungssatz 11.8171-0008.1 990049 Führungsbolzen	11.3541-8523.2 220115	11.0101-5409.2 260035 Hülsensatz 11.8116-0143.1 390513 Haltefeder 11.8170-0306.1 260102 Halter 11.8171-0008.1 990049 Führungsbolzen
11.3481-8512.2 220338	11.0101-5407.2 260011 Hülsensatz 11.0441-4805.2 250020 Dichtungssatz 11.8171-0008.1 990049 Führungsbolzen	11.3541-8524.2 220116	11.0101-5409.2 260035 Hülsensatz 11.8116-0143.1 390513 Haltefeder 11.8170-0306.1 260102 Halter 11.8171-0008.1 990049 Führungsbolzen
11.3481-8513.2 220335	11.0101-5407.2 260011 Hülsensatz 11.0441-4805.2 250020 Dichtungssatz 11.8171-0008.1 990049 Führungsbolzen	11.3541-8529.2 220341	11.0101-5407.2 260011 Hülsensatz 11.0441-5402.2 250028 Dichtungssatz 11.8171-0008.1 990049 Führungsbolzen
11.3481-8514.2 220336	11.0101-5407.2 260011 Hülsensatz 11.0441-4805.2 250020 Dichtungssatz 11.8171-0008.1 990049 Führungsbolzen	11.3541-8530.2 220342	11.0101-5407.2 260011 Hülsensatz 11.0441-5402.2 250028 Dichtungssatz 11.8171-0008.1 990049 Führungsbolzen
11.3481-8515.2 220365	11.0101-5407.2 260011 Hülsensatz 11.8171-0008.1 990049 Führungsbolzen	11.3541-8531.2 220367	11.0101-5407.2 260011 Hülsensatz 11.8171-0008.1 990049 Führungsbolzen
11.3481-8516.2 220366	11.0101-5407.2 260011 Hülsensatz 11.8171-0008.1 990049 Führungsbolzen	11.3541-8532.2 220368	11.0101-5407.2 260011 Hülsensatz 11.8171-0008.1 990049 Führungsbolzen
11.3481-9833.2 220561	11.0101-5407.2 260011 Hülsensatz 11.0441-4811.2 250024 Dichtungssatz 11.8116-0129.1 390591 Haltefeder 11.8171-0008.1 990049 Führungsbolzen	11.3571-8008.2 220118	11.0101-5407.2 260011 Hülsensatz 11.0441-5702.2 250033 Dichtungssatz 11.8116-0073.1 390498 Haltefeder 11.8171-0008.1 990049 Führungsbolzen
11.3481-9834.2 220562	11.0101-5407.2 260011 Hülsensatz 11.0441-4811.2 250024 Dichtungssatz 11.8116-0129.1 390591 Haltefeder 11.8171-0008.1 990049 Führungsbolzen	11.3571-8506.2 220126	11.0101-5409.2 260035 Hülsensatz 11.0441-5704.2 250034 Dichtungssatz 11.8116-0143.1 390513 Haltefeder 11.8171-0008.1 990049 Führungsbolzen
11.3521-8501.2 220391	11.0101-5407.2 260011 Hülsensatz 11.0101-5409.2 260035 Hülsensatz 11.8171-0008.1 990049 Führungsbolzen	11.3571-8508.2 220128	11.0101-5409.2 260035 Hülsensatz 11.0441-5704.2 250034 Dichtungssatz 11.8116-0143.1 390513 Haltefeder 11.8170-0306.1 260102 Halter 11.8171-0008.1 990049 Führungsbolzen
11.3521-8502.2 220392	11.0101-5407.2 260011 Hülsensatz 11.0101-5409.2 260035 Hülsensatz 11.8171-0008.1 990049 Führungsbolzen	11.3571-8509.2 220313	11.0101-5407.2 260011 Hülsensatz 11.8171-0008.1 990049 Führungsbolzen
11.3541-8083.2 220241	11.0101-5407.2 260011 Hülsensatz 11.8171-0008.1 990049 Führungsbolzen	11.3571-8510.2 220314	11.0101-5407.2 260011 Hülsensatz 11.8171-0008.1 990049 Führungsbolzen
11.3541-8084.2 220242	11.0101-5407.2 260011 Hülsensatz 11.8171-0008.1 990049 Führungsbolzen	11.3571-8511.2 220315	11.0101-5407.2 260011 Hülsensatz 11.8171-0008.1 990049 Führungsbolzen
11.3541-8085.2 220287	11.0101-5407.2 260011 Hülsensatz 11.8116-0129.1 390591 Haltefeder 11.8171-0008.1 990049 Führungsbolzen	11.3571-8512.2 220316	11.0101-5407.2 260011 Hülsensatz 11.8171-0008.1 990049 Führungsbolzen
11.3541-8091.2 220089	11.0101-5407.2 260011 Hülsensatz 11.0441-5402.2 250028 Dichtungssatz 11.8171-0008.1 990049 Führungsbolzen	11.3571-8517.2 220321	11.0101-5409.2 260035 Hülsensatz 11.0441-5704.2 250034 Dichtungssatz 11.8116-0143.1 390513 Haltefeder 11.8171-0008.1 990049 Führungsbolzen
11.3541-8105.2 220339	11.0101-5407.2 260011 Hülsensatz 11.8171-0008.1 990049 Führungsbolzen	11.3571-8518.2 220322	11.0101-5409.2 260035 Hülsensatz 11.0441-5704.2 250034 Dichtungssatz 11.8116-0143.1 390513 Haltefeder 11.8171-0008.1 990049 Führungsbolzen
11.3541-8106.2 220340	11.0101-5407.2 260011 Hülsensatz 11.8171-0008.1 990049 Führungsbolzen	11.3571-8521.2 220319	11.0101-5409.2 260035 Hülsensatz 11.0441-5704.2 250034 Dichtungssatz 11.8116-0143.1 390513 Haltefeder 11.8170-0306.1 260102 Halter 11.8171-0008.1 990049 Führungsbolzen
11.3541-8521.2 220113	11.0101-5409.2 260035 Hülsensatz 11.0441-5405.2 250030 Dichtungssatz		
11.3541-8522.2 220114	11.0101-5409.2 260035 Hülsensatz 11.0441-5405.2 250030 Dichtungssatz		







Reparatursätze

Repair kits - Corredi riparazione - Nécessaires de réparation - Juegos de reparación

	 		 
11.3571-8522.2 220320	11.0101-5409.2 260035 Hülsensatz 11.0441-5704.2 250034 Dichtungssatz 11.8116-0143.1 390513 Haltefeder 11.8170-0306.1 260102 Halter 11.8171-0008.1 990049 Führungsbolzen	11.9347-7003.2 220565	11.0101-5407.2 260011 Hülsensatz 11.8171-0008.1 990049 Führungsbolzen
11.3571-8526.2 220364	11.0101-5407.2 260011 Hülsensatz 11.0441-5704.2 250034 Dichtungssatz 11.8171-0008.1 990049 Führungsbolzen	11.9347-7004.2 220566	11.0101-5407.2 260011 Hülsensatz 11.8171-0008.1 990049 Führungsbolzen
11.3601-8501.2 220145	11.0101-5402.2 260009 Hülsensatz 11.0441-6003.2 250037 Dichtungssatz 11.8116-0083.1 390501 Haltefeder 11.8171-0008.1 990049 Führungsbolzen	11.9347-7006.2 220644	11.0101-5407.2 260011 Hülsensatz 11.8171-0008.1 990049 Führungsbolzen
11.3601-8502.2 220146	11.0101-5402.2 260009 Hülsensatz 11.0441-6003.2 250037 Dichtungssatz 11.8116-0083.1 390501 Haltefeder 11.8171-0008.1 990049 Führungsbolzen	11.9367-7001.2 220733	11.0101-5407.2 260011 Hülsensatz 11.8171-0008.1 990049 Führungsbolzen
11.3601-8503.2 220147	11.0101-5402.2 260009 Hülsensatz 11.0441-6003.2 250037 Dichtungssatz 11.8116-0083.1 390501 Haltefeder 11.8171-0008.1 990049 Führungsbolzen	11.9367-7002.2 220734	11.0101-5407.2 260011 Hülsensatz 11.8171-0008.1 990049 Führungsbolzen
11.3601-8504.2 220148	11.0101-5402.2 260009 Hülsensatz 11.0441-6003.2 250037 Dichtungssatz 11.8116-0083.1 390501 Haltefeder 11.8171-0008.1 990049 Führungsbolzen	11.9381-9957.2 220661	11.0101-5407.2 260011 Hülsensatz 11.8116-0143.1 390513 Haltefeder 11.8171-0008.1 990049 Führungsbolzen
11.3601-8505.2 220149	11.0101-5402.2 260009 Hülsensatz 11.0441-6003.2 250037 Dichtungssatz 11.8116-0083.1 390501 Haltefeder 11.8171-0008.1 990049 Führungsbolzen	11.9381-9958.2 220662	11.0101-5407.2 260011 Hülsensatz 11.8116-0143.1 390513 Haltefeder 11.8171-0008.1 990049 Führungsbolzen
11.3601-8506.2 220150	11.0101-5402.2 260009 Hülsensatz 11.0441-6003.2 250037 Dichtungssatz 11.8116-0083.1 390501 Haltefeder 11.8171-0008.1 990049 Führungsbolzen	11.9381-9959.2 220433	11.0101-5402.2 260009 Hülsensatz 11.0441-3803.2 250010 Dichtungssatz 11.8116-0066.1 390577 Haltefeder 11.8171-0008.1 990049 Führungsbolzen
11.3601-8511.2 220155	11.0101-5402.2 260009 Hülsensatz 11.0441-6003.2 250037 Dichtungssatz 11.8171-0008.1 990049 Führungsbolzen	11.9381-9960.2 220434	11.0101-5402.2 260009 Hülsensatz 11.0441-3803.2 250010 Dichtungssatz 11.8116-0066.1 390577 Haltefeder 11.8171-0008.1 990049 Führungsbolzen
11.3601-8512.2 220156	11.0101-5402.2 260009 Hülsensatz 11.0441-6003.2 250037 Dichtungssatz 11.8171-0008.1 990049 Führungsbolzen	11.9381-9961.2 220435	11.0101-5402.2 260009 Hülsensatz 11.0441-3803.2 250010 Dichtungssatz 11.8116-0066.1 390577 Haltefeder 11.8171-0008.1 990049 Führungsbolzen
11.3601-8513.2 220393	11.0441-6007.2 250146 Dichtungssatz 11.8171-0008.1 990049 Führungsbolzen	11.9381-9962.2 220436	11.0101-5402.2 260009 Hülsensatz 11.0441-3803.2 250010 Dichtungssatz 11.8116-0066.1 390577 Haltefeder 11.8171-0008.1 990049 Führungsbolzen
11.3601-8514.2 220394	11.0441-6007.2 250146 Dichtungssatz 11.8171-0008.1 990049 Führungsbolzen	11.9381-9962.2 220436	11.0101-5402.2 260009 Hülsensatz 11.0441-3803.2 250010 Dichtungssatz 11.8116-0066.1 390577 Haltefeder 11.8171-0008.1 990049 Führungsbolzen
11.3601-8515.2 220323	11.0101-5402.2 260009 Hülsensatz 11.0441-6003.2 250037 Dichtungssatz 11.8116-0083.1 390501 Haltefeder 11.8171-0008.1 990049 Führungsbolzen	11.9381-9962.2 220436	11.0101-5402.2 260009 Hülsensatz 11.0441-3803.2 250010 Dichtungssatz 11.8116-0066.1 390577 Haltefeder 11.8171-0008.1 990049 Führungsbolzen
11.3601-8516.2 220324	11.0101-5402.2 260009 Hülsensatz 11.0441-6003.2 250037 Dichtungssatz 11.8116-0083.1 390501 Haltefeder 11.8171-0008.1 990049 Führungsbolzen	11.9381-9962.2 220436	11.0101-5402.2 260009 Hülsensatz 11.0441-3803.2 250010 Dichtungssatz 11.8116-0066.1 390577 Haltefeder 11.8171-0008.1 990049 Führungsbolzen
11.9347-7001.2 220473	11.0101-5407.2 260011 Hülsensatz 11.8171-0008.1 990049 Führungsbolzen	11.9387-7001.2 220397	11.0101-5407.2 260011 Hülsensatz 11.8171-0008.1 990049 Führungsbolzen
11.9347-7002.2 220474	11.0101-5407.2 260011 Hülsensatz 11.8171-0008.1 990049 Führungsbolzen	11.9387-7002.2 220398	11.0101-5407.2 260011 Hülsensatz 11.8171-0008.1 990049 Führungsbolzen







Reparatursätze

Repair kits - Corredi riparazione - Nécessaires de réparation - Juegos de reparación

  			  		
11.9387-7021.2 220629	11.0101-5407.2 260011 Hülsensatz 11.8171-0008.1 990049 Führungsbolzen		11.9421-9979.2 220497	11.0101-5407.2 260011 Hülsensatz 11.8171-0008.1 990049 Führungsbolzen	
11.9387-7022.2 220630	11.0101-5407.2 260011 Hülsensatz 11.8171-0008.1 990049 Führungsbolzen		11.9421-9980.2 220498	11.0101-5407.2 260011 Hülsensatz 11.8171-0008.1 990049 Führungsbolzen	
11.9401-9951.2 220463	11.0101-5402.2 260009 Hülsensatz 11.8171-0008.1 990049 Führungsbolzen		11.9426-9957.2 220895	11.0101-5402.2 260009 Hülsensatz 11.8171-0008.1 990049 Führungsbolzen	
11.9401-9952.2 220464	11.0101-5402.2 260009 Hülsensatz 11.8171-0008.1 990049 Führungsbolzen		11.9426-9958.2 220896	11.0101-5402.2 260009 Hülsensatz 11.8171-0008.1 990049 Führungsbolzen	
11.9401-9959.2 220833	11.0101-5402.2 260009 Hülsensatz 11.0441-4002.2 250011 Dichtungssatz 11.8171-0008.1 990049 Führungsbolzen		11.9426-9959.2 220801	11.0101-5407.2 260011 Hülsensatz 11.8171-0008.1 990049 Führungsbolzen	
11.9401-9960.2 220834	11.0101-5402.2 260009 Hülsensatz 11.0441-4002.2 250011 Dichtungssatz 11.8171-0008.1 990049 Führungsbolzen		11.9426-9960.2 220802	11.0101-5407.2 260011 Hülsensatz 11.8171-0008.1 990049 Führungsbolzen	
11.9401-9977.2 220439	11.0101-5402.2 260009 Hülsensatz 11.8171-0008.1 990049 Führungsbolzen		11.9426-9977.2 220897	11.0101-5402.2 260009 Hülsensatz 11.8171-0008.1 990049 Führungsbolzen	
11.9401-9978.2 220440	11.0101-5402.2 260009 Hülsensatz 11.8171-0008.1 990049 Führungsbolzen		11.9441-9949.2 220803	11.0101-5409.2 260035 Hülsensatz 11.8171-0008.1 990049 Führungsbolzen	
11.9406-9993.2 220413	11.0101-5402.2 260009 Hülsensatz 11.8171-0008.1 990049 Führungsbolzen		11.9441-9950.2 220804	11.0101-5409.2 260035 Hülsensatz 11.8171-0008.1 990049 Führungsbolzen	
11.9406-9994.2 220414	11.0101-5402.2 260009 Hülsensatz 11.8171-0008.1 990049 Führungsbolzen		11.9441-9957.2 220827	11.0101-5402.2 260009 Hülsensatz 11.8171-0008.1 990049 Führungsbolzen	
11.9406-9995.2 220415	11.0101-5402.2 260009 Hülsensatz 11.8171-0008.1 990049 Führungsbolzen		11.9441-9958.2 220828	11.0101-5402.2 260009 Hülsensatz 11.8171-0008.1 990049 Führungsbolzen	
11.9406-9996.2 220416	11.0101-5402.2 260009 Hülsensatz 11.8171-0008.1 990049 Führungsbolzen		11.9441-9967.2 220807	11.0101-5409.2 260035 Hülsensatz 11.8171-0008.1 990049 Führungsbolzen	
11.9407-7001.2 220573	11.0101-5407.2 260011 Hülsensatz 11.8171-0008.1 990049 Führungsbolzen		11.9441-9968.2 220808	11.0101-5409.2 260035 Hülsensatz 11.8171-0008.1 990049 Führungsbolzen	
11.9407-7002.2 220574	11.0101-5407.2 260011 Hülsensatz 11.8171-0008.1 990049 Führungsbolzen		11.9461-9981.2 220899	11.0101-5402.2 260009 Hülsensatz 11.8171-0008.1 990049 Führungsbolzen	
11.9407-7005.2 220637	11.0101-5407.2 260011 Hülsensatz 11.8171-0008.1 990049 Führungsbolzen		11.9461-9982.2 220900	11.0101-5402.2 260009 Hülsensatz 11.8171-0008.1 990049 Führungsbolzen	
11.9407-7006.2 220638	11.0101-5407.2 260011 Hülsensatz 11.8171-0008.1 990049 Führungsbolzen		11.9481-9811.2 220445	11.0101-5407.2 260011 Hülsensatz 11.8171-0008.1 990049 Führungsbolzen	
11.9421-9911.2 220825	11.0101-5402.2 260009 Hülsensatz 11.8116-0066.1 390577 Haltefeder 11.8171-0008.1 990049 Führungsbolzen		11.9481-9812.2 220446	11.0101-5407.2 260011 Hülsensatz 11.8171-0008.1 990049 Führungsbolzen	
11.9421-9912.2 220826	11.0101-5402.2 260009 Hülsensatz 11.8116-0066.1 390577 Haltefeder 11.8171-0008.1 990049 Führungsbolzen		11.9481-9871.2 220681	11.0101-5407.2 260011 Hülsensatz 11.0441-4811.2 250024 Dichtungssatz 11.8116-0129.1 390591 Haltefeder 11.8171-0008.1 990049 Führungsbolzen	
11.9421-9963.2 220465	11.0101-5402.2 260009 Hülsensatz 11.8171-0008.1 990049 Führungsbolzen		11.9481-9872.2 220682	11.0101-5407.2 260011 Hülsensatz 11.0441-4811.2 250024 Dichtungssatz 11.8116-0129.1 390591 Haltefeder 11.8171-0008.1 990049 Führungsbolzen	
11.9421-9964.2 220466	11.0101-5402.2 260009 Hülsensatz 11.8171-0008.1 990049 Führungsbolzen		11.9521-7001.2 220499	11.0101-5407.2 260011 Hülsensatz 11.8171-0008.1 990049 Führungsbolzen	
11.9421-9965.2 220799	11.0101-5407.2 260011 Hülsensatz 11.8171-0008.1 990049 Führungsbolzen		11.9521-7002.2 220500	11.0101-5407.2 260011 Hülsensatz 11.8171-0008.1 990049 Führungsbolzen	
11.9421-9966.2 220800	11.0101-5407.2 260011 Hülsensatz 11.8171-0008.1 990049 Führungsbolzen		11.9541-9543.2 220645	11.0101-5407.2 260011 Hülsensatz 11.8171-0008.1 990049 Führungsbolzen	







Reparatursätze

Repair kits - Corredi riparazione - Nécessaires de réparation - Juegos de reparación

					
11.9541-9544.2 220646	11.0101-5407.2 260011 Hülsensatz 11.8171-0008.1 990049 Führungsbolzen		11.9571-9781.2 220659	11.0101-5407.2 260011 Hülsensatz 11.8171-0008.1 990049 Führungsbolzen	
11.9541-9545.2 220625	11.0101-5407.2 260011 Hülsensatz 11.8171-0008.1 990049 Führungsbolzen		11.9571-9782.2 220660	11.0101-5407.2 260011 Hülsensatz 11.8171-0008.1 990049 Führungsbolzen	
11.9541-9546.2 220626	11.0101-5407.2 260011 Hülsensatz 11.8171-0008.1 990049 Führungsbolzen		11.9571-9785.2 220595	11.0101-5407.2 260011 Hülsensatz 11.8171-0008.1 990049 Führungsbolzen	
11.9541-9549.2 220575	11.0101-5409.2 260035 Hülsensatz		11.9571-9786.2 220596	11.0101-5407.2 260011 Hülsensatz 11.8171-0008.1 990049 Führungsbolzen	
11.9541-9550.2 220576	11.0101-5409.2 260035 Hülsensatz		11.9571-9801.2 220577	11.0101-5407.2 260011 Hülsensatz 11.8171-0008.1 990049 Führungsbolzen	
11.9541-9553.2 220563	11.0101-5409.2 260035 Hülsensatz 11.8171-0008.1 990049 Führungsbolzen		11.9571-9802.2 220578	11.0101-5407.2 260011 Hülsensatz 11.8171-0008.1 990049 Führungsbolzen	
11.9541-9554.2 220564	11.0101-5409.2 260035 Hülsensatz 11.8171-0008.1 990049 Führungsbolzen		11.9571-9811.2 220485	11.0101-5407.2 260011 Hülsensatz 11.0441-5704.2 250034 Dichtungssatz 11.8171-0008.1 990049 Führungsbolzen	
11.9541-9569.2 220725	11.0101-5407.2 260011 Hülsensatz 11.8171-0008.1 990049 Führungsbolzen		11.9571-9812.2 220486	11.0101-5407.2 260011 Hülsensatz 11.0441-5704.2 250034 Dichtungssatz 11.8171-0008.1 990049 Führungsbolzen	
11.9541-9570.2 220726	11.0101-5407.2 260011 Hülsensatz 11.8171-0008.1 990049 Führungsbolzen		11.9571-9813.2 220647	11.0101-5407.2 260011 Hülsensatz 11.8171-0008.1 990049 Führungsbolzen	
11.9541-9575.2 220829	11.0101-5402.2 260009 Hülsensatz 11.8171-0008.1 990049 Führungsbolzen		11.9571-9814.2 220648	11.0101-5407.2 260011 Hülsensatz 11.8171-0008.1 990049 Führungsbolzen	
11.9541-9576.2 220830	11.0101-5402.2 260009 Hülsensatz 11.8171-0008.1 990049 Führungsbolzen		11.9571-9819.2 220469	11.0441-5704.2 250034 Dichtungssatz	
11.9541-9587.2 220419	11.0101-5402.2 260009 Hülsensatz 11.0441-5402.2 250028 Dichtungssatz 11.8171-0008.1 990049 Führungsbolzen		11.9571-9820.2 220470	11.0441-5704.2 250034 Dichtungssatz	
11.9541-9588.2 220420	11.0101-5402.2 260009 Hülsensatz 11.0441-5402.2 250028 Dichtungssatz 11.8171-0008.1 990049 Führungsbolzen		11.9571-9821.2 220579	11.0101-5407.2 260011 Hülsensatz 11.8171-0008.1 990049 Führungsbolzen	
11.9541-9595.2 220501	11.0101-5409.2 260035 Hülsensatz 11.8116-0143.1 390513 Haltefeder 11.8171-0008.1 990049 Führungsbolzen		11.9571-9822.2 220580	11.0101-5407.2 260011 Hülsensatz 11.8171-0008.1 990049 Führungsbolzen	
11.9541-9596.2 220502	11.0101-5409.2 260035 Hülsensatz 11.8116-0143.1 390513 Haltefeder 11.8171-0008.1 990049 Führungsbolzen		11.9571-9823.2 220471	11.0101-5407.2 260011 Hülsensatz 11.0441-5704.2 250034 Dichtungssatz 11.8171-0008.1 990049 Führungsbolzen	
11.9541-9667.2 220421	11.0101-5402.2 260009 Hülsensatz 11.0441-5402.2 250028 Dichtungssatz 11.8171-0008.1 990049 Führungsbolzen		11.9571-9824.2 220472	11.0101-5407.2 260011 Hülsensatz 11.0441-5704.2 250034 Dichtungssatz 11.8171-0008.1 990049 Führungsbolzen	
11.9541-9668.2 220422	11.0101-5402.2 260009 Hülsensatz 11.0441-5402.2 250028 Dichtungssatz 11.8171-0008.1 990049 Führungsbolzen		11.9571-9835.2 220427	11.0101-5409.2 260035 Hülsensatz 11.0441-5704.2 250034 Dichtungssatz 11.8116-0143.1 390513 Haltefeder 11.8171-0008.1 990049 Führungsbolzen	
11.9541-9806.2 220504	11.0101-5407.2 260011 Hülsensatz 11.8116-0073.1 390498 Haltefeder 11.8171-0008.1 990049 Führungsbolzen		11.9571-9836.2 220428	11.0101-5409.2 260035 Hülsensatz 11.0441-5704.2 250034 Dichtungssatz 11.8116-0143.1 390513 Haltefeder 11.8171-0008.1 990049 Führungsbolzen	
11.9571-9765.2 220663	11.8171-0008.1 990049 Führungsbolzen		11.9571-9841.2 220401	11.0101-5407.2 260011 Hülsensatz 11.8171-0008.1 990049 Führungsbolzen	
11.9571-9766.2 220664	11.8171-0008.1 990049 Führungsbolzen		11.9571-9842.2 220402	11.0101-5407.2 260011 Hülsensatz 11.8171-0008.1 990049 Führungsbolzen	
11.9571-9779.2 220657	11.0101-5407.2 260011 Hülsensatz 11.8171-0008.1 990049 Führungsbolzen		11.9571-9861.2 220403	11.0101-5407.2 260011 Hülsensatz 11.8171-0008.1 990049 Führungsbolzen	
11.9571-9780.2 220658	11.0101-5407.2 260011 Hülsensatz 11.8171-0008.1 990049 Führungsbolzen				







Reparatursätze

Repair kits - Corredi riparazione - Nécessaires de réparation - Juegos de reparación

					
11.9571-9862.2 220404	11.0101-5407.2 260011 Hülsensatz 11.8171-0008.1 990049 Führungsbolzen		11.9606-9958.2 220816	11.0101-5409.2 260035 Hülsensatz 11.8171-0008.1 990049 Führungsbolzen	
11.9571-9863.2 220513	11.0101-5407.2 260011 Hülsensatz 11.8171-0008.1 990049 Führungsbolzen		11.9606-9959.2 220729	11.8171-0008.1 990049 Führungsbolzen	
11.9571-9864.2 220514	11.0101-5407.2 260011 Hülsensatz 11.8171-0008.1 990049 Führungsbolzen		11.9606-9960.2 220730	11.8171-0008.1 990049 Führungsbolzen	
11.9571-9871.2 220425	11.0101-5407.2 260011 Hülsensatz 11.8171-0008.1 990049 Führungsbolzen		11.9606-9961.2 220655	11.0101-5409.2 260035 Hülsensatz 11.8171-0008.1 990049 Führungsbolzen	
11.9571-9872.2 220426	11.0101-5407.2 260011 Hülsensatz 11.8171-0008.1 990049 Führungsbolzen		11.9606-9962.2 220656	11.0101-5409.2 260035 Hülsensatz 11.8171-0008.1 990049 Führungsbolzen	
11.9571-9971.2 220605	11.0101-5407.2 260011 Hülsensatz 11.0441-5702.2 250033 Dichtungssatz 11.8116-0073.1 390498 Haltefeder 11.8171-0008.1 990049 Führungsbolzen		11.9606-9962.2 220817	11.0101-5409.2 260035 Hülsensatz 11.8171-0008.1 990049 Führungsbolzen	
11.9571-9972.2 220606	11.0101-5407.2 260011 Hülsensatz 11.0441-5702.2 250033 Dichtungssatz 11.8116-0073.1 390498 Haltefeder 11.8171-0008.1 990049 Führungsbolzen		11.9606-9966.2 220818	11.0101-5409.2 260035 Hülsensatz 11.8171-0008.1 990049 Führungsbolzen	
11.9576-9947.2 220809	11.0101-5409.2 260035 Hülsensatz 11.8171-0008.1 990049 Führungsbolzen		11.9606-9967.2 220905	11.0101-5402.2 260009 Hülsensatz 11.8171-0008.1 990049 Führungsbolzen	
11.9576-9948.2 220810	11.0101-5409.2 260035 Hülsensatz 11.8171-0008.1 990049 Führungsbolzen		11.9606-9968.2 220906	11.0101-5402.2 260009 Hülsensatz 11.8171-0008.1 990049 Führungsbolzen	
11.9576-9975.2 220649	11.0101-5407.2 260011 Hülsensatz 11.8171-0008.1 990049 Führungsbolzen		11.9606-9971.2 220589	11.0101-5407.2 260011 Hülsensatz 11.8171-0008.1 990049 Führungsbolzen	
11.9576-9976.2 220650	11.0101-5407.2 260011 Hülsensatz 11.8171-0008.1 990049 Führungsbolzen		11.9606-9972.2 220590	11.0101-5407.2 260011 Hülsensatz 11.8171-0008.1 990049 Führungsbolzen	
11.9576-9995.2 220651	11.0101-5409.2 260035 Hülsensatz 11.8171-0008.1 990049 Führungsbolzen		11.9606-9979.2 220907	11.8171-0008.1 990049 Führungsbolzen	
11.9576-9996.2 220652	11.0101-5409.2 260035 Hülsensatz 11.8171-0008.1 990049 Führungsbolzen		11.9606-9980.2 220908	11.8171-0008.1 990049 Führungsbolzen	
11.9601-9787.2 220585	11.0101-5407.2 260011 Hülsensatz 11.8171-0008.1 990049 Führungsbolzen		13.2351-0013.2 210010	13.0441-3506.2 250052 Dichtungssatz	
11.9601-9788.2 220586	11.0101-5407.2 260011 Hülsensatz 11.8171-0008.1 990049 Führungsbolzen		13.2351-0014.2 210011	13.0441-3506.2 250052 Dichtungssatz	
11.9601-9829.2 220505	11.0101-5407.2 260011 Hülsensatz 11.8171-0008.1 990049 Führungsbolzen		13.2351-0025.2 210210	13.0441-3506.2 250052 Dichtungssatz	
11.9601-9830.2 220506	11.0101-5407.2 260011 Hülsensatz 11.8171-0008.1 990049 Führungsbolzen		13.2351-0026.2 210211	13.0441-3506.2 250052 Dichtungssatz	
11.9606-9945.2 220727	11.8171-0008.1 990049 Führungsbolzen		13.2351-8005.2 210014	13.0441-3505.2 250051 Dichtungssatz	
11.9606-9946.2 220728	11.8171-0008.1 990049 Führungsbolzen		13.2351-8006.2 210015	13.0441-3505.2 250051 Dichtungssatz	
11.9606-9953.2 220587	11.0101-5409.2 260035 Hülsensatz 11.8171-0008.1 990049 Führungsbolzen		13.2353-8003.2 210016	13.0441-3504.2 250050 Dichtungssatz	
11.9606-9954.2 220588	11.0101-5409.2 260035 Hülsensatz 11.8171-0008.1 990049 Führungsbolzen		13.2353-8004.2 210017	13.0441-3504.2 250050 Dichtungssatz	
11.9606-9957.2 220815	11.0101-5409.2 260035 Hülsensatz 11.8171-0008.1 990049 Führungsbolzen		13.2381-0039.2 210020	13.0441-3812.2 250068 Dichtungssatz	
			13.2381-0040.2 210021	13.0441-3812.2 250068 Dichtungssatz	
			13.2381-0087.2 210149	13.0441-3819.2 250072 Dichtungssatz	
			13.2381-0088.2 210150	13.0441-3819.2 250072 Dichtungssatz	
			13.2381-8027.2 210033	13.0441-3811.2 250067 Dichtungssatz	
			13.2381-8028.2 210034	13.0441-3811.2 250067 Dichtungssatz	
			13.2381-8029.2 210035	13.0441-3811.2 250067 Dichtungssatz	
			13.2381-8030.2 210036	13.0441-3811.2 250067 Dichtungssatz	
			13.2381-8033.2 210222	13.0441-3817.2 250071 Dichtungssatz	







Reparatursätze

Repair kits - Corredi riparazione - Nécessaires de réparation - Juegos de reparación

					
13.2381-8034.2 210223	13.0441-3817.2 250071	Dichtungssatz	13.2481-9998.2 210102	13.0441-4815.2 250102	Dichtungssatz
13.2381-8035.2 210037	13.0441-3817.2 250071	Dichtungssatz	13.2481-9999.2 210103	13.0441-4815.2 250102	Dichtungssatz
13.2381-8036.2 210038	13.0441-3817.2 250071	Dichtungssatz	13.2541-8001.2 210110	13.0441-5416.2 250117	Dichtungssatz
13.2381-9996.2 210039	13.0441-3801.2 250058	Dichtungssatz	13.2541-8002.2 210111	13.0441-5416.2 250117	Dichtungssatz
13.2381-9997.2 210040	13.0441-3801.2 250058	Dichtungssatz	13.2571-8011.2 210121	13.0441-5718.2 250120	Dichtungssatz
13.2401-0027.2 210045	13.0441-4014.2 250079	Dichtungssatz	13.2571-8012.2 210122	13.0441-5718.2 250120	Dichtungssatz
13.2401-0028.2 210046	13.0441-4014.2 250079	Dichtungssatz	13.2571-8013.2 210123	13.0441-5718.2 250120	Dichtungssatz
13.2401-8007.2 210047	13.0441-4002.2 250074 13.0441-4008.2 250076	Dichtungssatz Dichtungssatz	13.2571-8014.2 210124	13.0441-5718.2 250120	Dichtungssatz
13.2401-8008.2 210048	13.0441-4002.2 250074 13.0441-4008.2 250076	Dichtungssatz Dichtungssatz	13.2571-8023.2 210127	13.0441-5724.2 250125	Dichtungssatz
13.2401-8013.2 210051	13.0441-4020.2 250084	Dichtungssatz	13.2571-8024.2 210128	13.0441-5724.2 250125	Dichtungssatz
13.2401-8014.2 210052	13.0441-4020.2 250084	Dichtungssatz	13.2571-9998.2 210133	13.0441-5718.2 250120	Dichtungssatz
13.2421-0025.2 210145	13.0441-4206.2 250087	Dichtungssatz	13.2571-9999.2 210134	13.0441-5718.2 250120	Dichtungssatz
13.2421-0026.2 210146	13.0441-4206.2 250087	Dichtungssatz	13.2601-7015.2 210230	03.3518-6100.2 390364 03.3518-8000.2 390373 13.0441-6012.2 250133	Entlüfterventil Entlüfterventil Dichtungssatz
13.2421-0043.2 210193	13.0441-4216.2 250093	Dichtungssatz	13.2601-7016.2 210231	03.3518-6100.2 390364 03.3518-8000.2 390373 13.0441-6012.2 250133	Entlüfterventil Entlüfterventil Dichtungssatz
13.2421-0044.2 210194	13.0441-4216.2 250093	Dichtungssatz	13.2601-8025.2 210157	13.0441-6001.2 250126	Dichtungssatz
13.2421-8005.2 210053	13.0441-4205.2 250086	Dichtungssatz	13.2601-8026.2 210158	13.0441-6001.2 250126	Dichtungssatz
13.2421-8006.2 210054	13.0441-4205.2 250086	Dichtungssatz	13.2601-8027.2 210159	13.0441-6001.2 250126	Dichtungssatz
13.2421-8007.2 210055	13.0441-4205.2 250086	Dichtungssatz	13.2601-8028.2 210160	13.0441-6001.2 250126	Dichtungssatz
13.2421-8008.2 210056	13.0441-4205.2 250086	Dichtungssatz	13.2601-8029.2 210161	13.0441-6003.2 250128	Dichtungssatz
13.2421-8021.2 210057	13.0441-4206.2 250087	Dichtungssatz	13.2601-8030.2 210162	13.0441-6003.2 250128	Dichtungssatz
13.2421-8022.2 210058	13.0441-4206.2 250087	Dichtungssatz	13.2601-8031.2 210163	13.0441-6003.2 250128	Dichtungssatz
13.2421-8025.2 210061	13.0441-4216.2 250093	Dichtungssatz	13.2601-8032.2 210164	13.0441-6003.2 250128	Dichtungssatz
13.2421-8026.2 210062	13.0441-4216.2 250093	Dichtungssatz	13.2601-8033.2 210165	13.0441-6003.2 250128	Dichtungssatz
13.2423-8009.2 210063	13.0441-4206.2 250087	Dichtungssatz	13.2601-8034.2 210166	13.0441-6003.2 250128	Dichtungssatz
13.2423-8010.2 210064	13.0441-4206.2 250087	Dichtungssatz	13.2601-8035.2 210167	03.3518-6100.2 390364 03.3518-8000.2 390373 13.0441-6012.2 250133	Entlüfterventil Entlüfterventil Dichtungssatz
13.2461-8001.2 210226	13.0441-4601.2 250099	Dichtungssatz	13.2601-8036.2 210168	03.3518-6100.2 390364 03.3518-8000.2 390373 13.0441-6012.2 250133	Entlüfterventil Entlüfterventil Dichtungssatz
13.2461-8002.2 210227	13.0441-4601.2 250099	Dichtungssatz	13.2601-8037.2 210169	03.3518-6100.2 390364 03.3518-8000.2 390373 13.0441-6012.2 250133	Entlüfterventil Entlüfterventil Dichtungssatz
13.2481-0075.2 210081	13.0441-4819.2 250104	Dichtungssatz	13.2601-8038.2 210170	03.3518-6100.2 390364 03.3518-8000.2 390373 13.0441-6012.2 250133	Entlüfterventil Entlüfterventil Dichtungssatz
13.2481-0076.2 210082	13.0441-4819.2 250104	Dichtungssatz	13.2601-9996.2 210176	13.0441-6001.2 250126	Dichtungssatz
13.2481-8011.2 210092	13.0441-4825.2 250107	Dichtungssatz			
13.2481-8012.2 210093	13.0441-4825.2 250107	Dichtungssatz			
13.2481-8013.2 210094	13.0441-4825.2 250107	Dichtungssatz			
13.2481-8067.2 210098	13.0441-4819.2 250104	Dichtungssatz			
13.2481-8068.2 210099	13.0441-4819.2 250104	Dichtungssatz			







Reparatursätze

Repair kits - Corredi riparazione - Nécessaires de réparation - Juegos de reparación

					
13.2601-9997.2 210177	13.0441-6001.2 250126	Dichtungssatz	24.3361-8503.5 240513	11.0101-5402.2 260009	Hülsensatz
13.4341-8001.2 210151	13.0441-3401.2 250044	Dichtungssatz		11.0441-3602.2 250008	Dichtungssatz
13.4341-8002.2 210152	13.0441-3401.2 250044	Dichtungssatz		11.8116-0066.1 390577	Haltefeder
13.4401-8021.2 210189	13.0441-4018.2 250083	Dichtungssatz		11.8171-0008.1 990049	Führungsbolzen
13.4401-8022.2 210190	13.0441-4018.2 250083	Dichtungssatz	24.3361-8504.5 240514	11.0101-5402.2 260009	Hülsensatz
13.4401-8027.2 210191	13.0441-4016.2 250081	Dichtungssatz		11.0441-3602.2 250008	Dichtungssatz
13.4401-8028.2 210192	13.0441-4016.2 250081	Dichtungssatz		11.8116-0066.1 390577	Haltefeder
13.4421-8009.2 210228	13.0441-4214.2 250091	Dichtungssatz		11.8171-0008.1 990049	Führungsbolzen
13.4421-8010.2 210229	13.0441-4214.2 250091	Dichtungssatz	24.3361-9975.5 240541	11.0101-5407.2 260011	Hülsensatz
13.4571-0019.3 210249	13.0441-5721.2 250123	Dichtungssatz		11.0441-3602.2 250008	Dichtungssatz
13.4571-8005.3 210205	13.0441-5721.2 250123	Dichtungssatz		11.8116-0073.1 390498	Haltefeder
13.4571-8006.3 210206	13.0441-5721.2 250123	Dichtungssatz		11.8171-0008.1 990049	Führungsbolzen
13.9544-0021.2 210257	13.0441-5417.2 250118	Dichtungssatz	24.3361-9976.5 240542	11.0101-5407.2 260011	Hülsensatz
	13.0471-5405.2 250136	Rep. Satz Nachstellung		11.0441-3602.2 250008	Dichtungssatz
	13.0471-5407.2 250137	Verbindungsschrauben		11.8116-0073.1 390498	Haltefeder
	13.0471-5408.2 250138	Rep. Satz Rückstellwelle	24.3381-8503.5 240515	11.8171-0008.1 990049	Führungsbolzen
	13.0471-5409.2 250139	Rep. Satz Bremshebel		11.0101-5402.2 260009	Hülsensatz
	13.8158-0020.1 990113	Handbremshebel		11.0441-3803.2 250010	Dichtungssatz
	13.8158-0021.1 990114	Handbremshebel		11.8116-0066.1 390577	Haltefeder
13.9544-0022.2 210258	13.0441-5417.2 250118	Dichtungssatz	24.3381-8504.5 240516	11.8171-0008.1 990049	Führungsbolzen
	13.0471-5405.2 250136	Rep. Satz Nachstellung		11.0101-5402.2 260009	Hülsensatz
	13.0471-5407.2 250137	Verbindungsschrauben		11.0441-3803.2 250010	Dichtungssatz
	13.0471-5408.2 250138	Rep. Satz Rückstellwelle		11.8116-0066.1 390577	Haltefeder
	13.0471-5409.2 250139	Rep. Satz Bremshebel	24.3381-9959.5 240517	11.8171-0008.1 990049	Führungsbolzen
	13.8158-0020.1 990113	Handbremshebel		11.0101-5402.2 260009	Hülsensatz
	13.8158-0021.1 990114	Handbremshebel		11.0441-3803.2 250010	Dichtungssatz
24.3304-1701.5 240113	24.0101-3004.2 260042	Bremssattel-Zubehör		11.8116-0066.1 390577	Haltefeder
24.3304-1702.5 240114	24.0101-3004.2 260042	Bremssattel-Zubehör	24.3381-9960.5 240518	11.8171-0008.1 990049	Führungsbolzen
24.3331-8501.5 240509	11.0101-5402.2 260009	Hülsensatz		11.0101-5402.2 260009	Hülsensatz
	11.0441-3302.2 250004	Dichtungssatz		11.0441-3803.2 250010	Dichtungssatz
	11.8116-0015.1 390492	Haltefeder	24.3381-9961.5 240519	11.8116-0066.1 390577	Haltefeder
	11.8171-0008.1 990049	Führungsbolzen		11.8171-0008.1 990049	Führungsbolzen
24.3331-8502.5 240510	11.0101-5402.2 260009	Hülsensatz	24.3381-9962.5 240520	11.0101-5402.2 260009	Hülsensatz
	11.0441-3302.2 250004	Dichtungssatz		11.0441-3803.2 250010	Dichtungssatz
	11.8116-0015.1 390492	Haltefeder		11.8116-0066.1 390577	Haltefeder
	11.8171-0008.1 990049	Führungsbolzen	24.3381-9962.5 240520	11.8171-0008.1 990049	Führungsbolzen
24.3341-9991.5 240511	11.0101-5402.2 260009	Hülsensatz		11.0101-5402.2 260009	Hülsensatz
	11.8171-0008.1 990049	Führungsbolzen	24.3384-1601.5 240013	11.0441-3803.2 250010	Dichtungssatz
24.3341-9992.5 240512	11.0101-5402.2 260009	Hülsensatz		11.8116-0066.1 390577	Haltefeder
	11.8171-0008.1 990049	Führungsbolzen	24.3384-1602.5 240014	11.8171-0008.1 990049	Führungsbolzen
24.3344-1701.5 240087	24.0101-3401.2 260043	Bremssattel-Zubehör	24.3384-1603.5 240015	24.0101-3601.2 260044	Bremssattel-Zubehör
24.3344-1702.5 240088	24.0101-3401.2 260043	Bremssattel-Zubehör	24.3384-1604.5 240016	24.0101-3601.2 260044	Bremssattel-Zubehör
24.3344-1703.5 240117	24.0101-3601.2 260044	Bremssattel-Zubehör	24.3384-1703.5 240055	24.0101-3601.2 260044	Bremssattel-Zubehör
24.3344-1704.5 240118	24.0101-3601.2 260044	Bremssattel-Zubehör	24.3384-1704.5 240056	24.0101-3601.2 260044	Bremssattel-Zubehör







Reparatursätze

Repair kits - Corredi riparazione - Nécessaires de réparation - Juegos de reparación

					
24.3384-1707.5 240171	11.0101-5403.2 260010 Faltenbalsatz 24.0101-3601.2 260044 Bremssattel-Zubehör		24.3481-1612.5 240030	24.0101-4807.2 260053	Bremssattel-Zubehör
24.3384-1708.5 240172	11.0101-5403.2 260010 Faltenbalsatz 24.0101-3601.2 260044 Bremssattel-Zubehör		24.3481-1615.5 240031	24.0101-4806.2 260052	Bremssattel-Zubehör
24.3401-1703.5 240351	11.0101-5402.2 260009 Hülsensatz 11.0441-4002.2 250011 Dichtungssatz 11.8116-0066.1 390577 Haltefeder 11.8171-0008.1 990049 Führungsbolzen		24.3481-1616.5 240032	24.0101-4806.2 260052	Bremssattel-Zubehör
24.3401-1704.5 240352	11.0101-5402.2 260009 Hülsensatz 11.0441-4002.2 250011 Dichtungssatz 11.8116-0066.1 390577 Haltefeder 11.8171-0008.1 990049 Führungsbolzen		24.3481-1703.5 240051	24.0101-4301.2 260047	Bremssattel-Zubehör
24.3401-1705.5 240423	11.0101-5402.2 260009 Hülsensatz 11.0441-4002.2 250011 Dichtungssatz 11.8116-0066.1 390577 Haltefeder 11.8171-0008.1 990049 Führungsbolzen		24.3481-1704.5 240052	24.0101-4301.2 260047	Bremssattel-Zubehör
24.3401-1706.5 240424	11.0101-5402.2 260009 Hülsensatz 11.0441-4002.2 250011 Dichtungssatz 11.8116-0066.1 390577 Haltefeder 11.8171-0008.1 990049 Führungsbolzen		24.3481-1707.5 240073	24.0101-3601.2 260044	Bremssattel-Zubehör
24.3401-8503.5 240521	11.0101-5402.2 260009 Hülsensatz 11.0441-4002.2 250011 Dichtungssatz 11.8116-0066.1 390577 Haltefeder 11.8171-0008.1 990049 Führungsbolzen		24.3481-1708.5 240074	24.0101-3601.2 260044	Bremssattel-Zubehör
24.3401-8504.5 240522	11.0101-5402.2 260009 Hülsensatz 11.0441-4002.2 250011 Dichtungssatz 11.8116-0066.1 390577 Haltefeder 11.8171-0008.1 990049 Führungsbolzen		24.3481-1733.5 240213	11.0101-5407.2 260011 Hülsensatz 11.0441-4811.2 250024 Dichtungssatz 11.8116-0129.1 390591 Haltefeder 11.8171-0008.1 990049 Führungsbolzen	
24.3401-9977.5 240523	11.0101-5402.2 260009 Hülsensatz 11.8171-0008.1 990049 Führungsbolzen		24.3481-1734.5 240214	11.0101-5407.2 260011 Hülsensatz 11.0441-4811.2 250024 Dichtungssatz 11.8116-0129.1 390591 Haltefeder 11.8171-0008.1 990049 Führungsbolzen	
24.3401-9978.5 240524	11.0101-5402.2 260009 Hülsensatz 11.8171-0008.1 990049 Führungsbolzen		24.3481-1735.5 240283	11.0101-4801.2 260006 Hülsensatz 11.0441-4808.2 250022 Dichtungssatz 24.0102-4801.2 260085 Hülsensatz+Schrauben	
24.3421-9979.5 240475	11.0101-5407.2 260011 Hülsensatz 11.8171-0008.1 990049 Führungsbolzen		24.3481-1736.5 240284	11.0101-4801.2 260006 Hülsensatz 11.0441-4808.2 250022 Dichtungssatz 24.0102-4801.2 260085 Hülsensatz+Schrauben	
24.3421-9980.5 240476	11.0101-5407.2 260011 Hülsensatz 11.8171-0008.1 990049 Führungsbolzen		24.3481-1745.5 240277	11.0101-4803.2 260008 Hülsensatz 11.0441-4808.2 250022 Dichtungssatz 24.0102-4803.2 260086 Hülsensatz+Schrauben	
24.3434-1601.5 240019	24.0101-4301.2 260047 Bremssattel-Zubehör		24.3481-1746.5 240278	11.0101-4803.2 260008 Hülsensatz 11.0441-4808.2 250022 Dichtungssatz 24.0102-4803.2 260086 Hülsensatz+Schrauben	
24.3434-1602.5 240020	24.0101-4301.2 260047 Bremssattel-Zubehör		24.3481-1749.5 240281	11.0101-4801.2 260006 Hülsensatz 11.0441-4808.2 250022 Dichtungssatz 24.0102-4801.2 260085 Hülsensatz+Schrauben	
24.3434-1701.5 240357	11.0101-5403.2 260010 Faltenbalsatz		24.3481-1750.5 240282	11.0101-4801.2 260006 Hülsensatz 11.0441-4808.2 250022 Dichtungssatz 24.0102-4801.2 260085 Hülsensatz+Schrauben	
24.3434-1702.5 240358	11.0101-5403.2 260010 Faltenbalsatz		24.3481-8515.5 240477	11.0101-5407.2 260011 Hülsensatz 11.8171-0008.1 990049 Führungsbolzen	
24.3481-0705.5 240021	24.0101-4801.2 990131 Bremssattel-Zubehör		24.3481-8516.5 240478	11.0101-5407.2 260011 Hülsensatz 11.8171-0008.1 990049 Führungsbolzen	
24.3481-0706.5 240022	24.0101-4801.2 990131 Bremssattel-Zubehör		24.3481-9833.5 240479	11.0101-5407.2 260011 Hülsensatz 11.0441-4811.2 250024 Dichtungssatz 11.8116-0129.1 390591 Haltefeder 11.8171-0008.1 990049 Führungsbolzen	
24.3481-0707.5 240023	24.0101-4801.2 990131 Bremssattel-Zubehör		24.3481-9834.5 240480	11.0101-5407.2 260011 Hülsensatz 11.0441-4811.2 250024 Dichtungssatz 11.8116-0129.1 390591 Haltefeder 11.8171-0008.1 990049 Führungsbolzen	
24.3481-0708.5 240024	24.0101-4801.2 990131 Bremssattel-Zubehör		24.3521-1701.5 240001	11.0101-5407.2 260011 Hülsensatz 11.0441-5202.2 250026 Dichtungssatz 11.8116-0097.1 390590 Haltefeder 11.8171-0008.1 990049 Führungsbolzen	
24.3481-1505.5 240047	24.0101-4803.2 260049 Bremssattel-Zubehör				
24.3481-1506.5 240048	24.0101-4803.2 260049 Bremssattel-Zubehör				
24.3481-1611.5 240029	24.0101-4807.2 260053 Bremssattel-Zubehör				







Reparatursätze

Repair kits - Corredi riparazione - Nécessaires de réparation - Juegos de reparación

  		  	
24.3521-1702.5 240002	11.0101-5407.2 260011 Hülsensatz 11.0441-5202.2 250026 Dichtungssatz 11.8116-0097.1 390590 Haltefeder 11.8171-0008.1 990049 Führungsbolzen	24.3541-8105.5 240485	11.0101-5407.2 260011 Hülsensatz 11.8171-0008.1 990049 Führungsbolzen
24.3521-7001.5 240481	11.0101-5407.2 260011 Hülsensatz 11.8171-0008.1 990049 Führungsbolzen	24.3541-8106.5 240486	11.0101-5407.2 260011 Hülsensatz 11.8171-0008.1 990049 Führungsbolzen
24.3521-7002.5 240482	11.0101-5407.2 260011 Hülsensatz 11.8171-0008.1 990049 Führungsbolzen	24.3541-8522.5 240488	11.0101-5409.2 260035 Hülsensatz 11.0441-5405.2 250030 Dichtungssatz
24.3541-1603.5 240037	24.0101-3601.2 260044 Bremssattel-Zubehör	24.3541-8523.5 240551	11.0101-5409.2 260035 Hülsensatz 11.8116-0143.1 390513 Haltefeder 11.8170-0306.1 260102 Halter 11.8171-0008.1 990049 Führungsbolzen
24.3541-1604.5 240038	24.0101-3601.2 260044 Bremssattel-Zubehör	24.3541-8524.5 240552	11.0101-5409.2 260035 Hülsensatz 11.8116-0143.1 390513 Haltefeder 11.8170-0306.1 260102 Halter 11.8171-0008.1 990049 Führungsbolzen
24.3541-1609.5 240039	11.0101-5403.2 260010 Faltenbalgsatz 11.0101-5409.2 260035 Hülsensatz 24.0101-4301.2 260047 Bremssattel-Zubehör	24.3541-8529.5 240553	11.0101-5407.2 260011 Hülsensatz 11.0441-5402.2 250028 Dichtungssatz 11.8171-0008.1 990049 Führungsbolzen
24.3541-1610.5 240040	11.0101-5403.2 260010 Faltenbalgsatz 11.0101-5409.2 260035 Hülsensatz 24.0101-4301.2 260047 Bremssattel-Zubehör	24.3541-8530.5 240554	11.0101-5407.2 260011 Hülsensatz 11.0441-5402.2 250028 Dichtungssatz 11.8171-0008.1 990049 Führungsbolzen
24.3541-1701.5 240005	11.0101-5407.2 260011 Hülsensatz 11.0441-5402.2 250028 Dichtungssatz 11.8171-0008.1 990049 Führungsbolzen	24.3541-9587.5 240527	11.0101-5402.2 260009 Hülsensatz 11.0441-5402.2 250028 Dichtungssatz 11.8171-0008.1 990049 Führungsbolzen
24.3541-1702.5 240006	11.0101-5407.2 260011 Hülsensatz 11.0441-5402.2 250028 Dichtungssatz 11.8171-0008.1 990049 Führungsbolzen	24.3541-9588.5 240528	11.0101-5402.2 260009 Hülsensatz 11.0441-5402.2 250028 Dichtungssatz 11.8171-0008.1 990049 Führungsbolzen
24.3541-1707.5 240067	24.0101-5401.2 260059 Bremssattel-Zubehör	24.3541-9667.5 240529	11.0101-5402.2 260009 Hülsensatz 11.0441-5402.2 250028 Dichtungssatz 11.8171-0008.1 990049 Führungsbolzen
24.3541-1708.5 240068	24.0101-5401.2 260059 Bremssattel-Zubehör	24.3541-9668.5 240530	11.0101-5402.2 260009 Hülsensatz 11.0441-5402.2 250028 Dichtungssatz 11.8171-0008.1 990049 Führungsbolzen
24.3541-1723.5 240077	24.0101-3601.2 260044 Bremssattel-Zubehör	24.3571-1705.5 240069	24.0101-3401.2 260043 Bremssattel-Zubehör
24.3541-1725.5 240003	11.0101-5403.2 260010 Faltenbalgsatz 11.0441-5404.2 250029 Dichtungssatz	24.3571-1706.5 240070	24.0101-3401.2 260043 Bremssattel-Zubehör
24.3541-1726.5 240004	11.0101-5403.2 260010 Faltenbalgsatz 11.0441-5404.2 250029 Dichtungssatz	24.3571-1707.5 240079	24.0101-3601.2 260044 Bremssattel-Zubehör
24.3541-1731.5 240061	24.0101-4301.2 260047 Bremssattel-Zubehör	24.3571-1708.5 240080	24.0101-3601.2 260044 Bremssattel-Zubehör
24.3541-1732.5 240062	24.0101-4301.2 260047 Bremssattel-Zubehör	24.3571-1726.5 240314	11.0101-5407.2 260011 Hülsensatz 11.0441-5704.2 250034 Dichtungssatz 11.8171-0008.1 990049 Führungsbolzen
24.3541-1739.5 240223	11.0101-5403.2 260010 Faltenbalgsatz 11.0441-5404.2 250029 Dichtungssatz	24.3571-1733.5 240349	11.0101-5402.2 260009 Hülsensatz 11.8171-0008.1 990049 Führungsbolzen
24.3541-1740.5 240224	11.0101-5403.2 260010 Faltenbalgsatz 11.0441-5404.2 250029 Dichtungssatz	24.3571-1734.5 240350	11.0101-5402.2 260009 Hülsensatz 11.8171-0008.1 990049 Führungsbolzen
24.3541-1779.5 240249	11.0101-5403.2 260010 Faltenbalgsatz 11.0441-5404.2 250029 Dichtungssatz	24.3571-1761.5 240461	11.0101-5407.2 260011 Hülsensatz 11.0441-5704.2 250034 Dichtungssatz 11.8171-0008.1 990049 Führungsbolzen
24.3541-1780.5 240250	11.0101-5403.2 260010 Faltenbalgsatz 11.0441-5404.2 250029 Dichtungssatz	24.3571-8505.5 240489	11.0101-5409.2 260035 Hülsensatz 11.0441-5704.2 250034 Dichtungssatz 11.8116-0143.1 390513 Haltefeder 11.8171-0008.1 990049 Führungsbolzen
24.3541-8083.5 240483	11.0101-5407.2 260011 Hülsensatz 11.8171-0008.1 990049 Führungsbolzen		
24.3541-8084.5 240484	11.0101-5407.2 260011 Hülsensatz 11.8171-0008.1 990049 Führungsbolzen		
24.3541-8085.5 240525	11.0101-5407.2 260011 Hülsensatz 11.8116-0129.1 390591 Haltefeder 11.8171-0008.1 990049 Führungsbolzen		
24.3541-8086.5 240526	11.0101-5407.2 260011 Hülsensatz 11.8116-0129.1 390591 Haltefeder 11.8171-0008.1 990049 Führungsbolzen		







Reparatursätze

Repair kits - Corredi riparazione - Nécessaires de réparation - Juegos de reparación

					
24.3571-8506.5 240490	11.0101-5409.2 260035 Hülsensatz 11.0441-5704.2 250034 Dichtungssatz 11.8116-0143.1 390513 Haltefeder 11.8171-0008.1 990049 Führungsbolzen		24.3601-1710.5 240276	11.0101-6004.2 260014 Hülsensatz 11.0441-6003.2 250037 Dichtungssatz	
24.3571-8507.5 240555	11.8170-0306.1 260102 Halter		24.3601-1713.5 240355	11.0101-5402.2 260009 Hülsensatz 11.0441-6003.2 250037 Dichtungssatz 11.8171-0008.1 990049 Führungsbolzen	
24.3571-8508.5 240556	11.8170-0306.1 260102 Halter		24.3601-1714.5 240356	11.0101-5402.2 260009 Hülsensatz 11.0441-6003.2 250037 Dichtungssatz 11.8171-0008.1 990049 Führungsbolzen	
24.3571-8511.5 240491	11.0101-5407.2 260011 Hülsensatz 11.8171-0008.1 990049 Führungsbolzen		24.3601-8501.5 240533	11.0101-5402.2 260009 Hülsensatz 11.0441-6003.2 250037 Dichtungssatz 11.8116-0083.1 390501 Haltefeder 11.8171-0008.1 990049 Führungsbolzen	
24.3571-8512.5 240492	11.0101-5407.2 260011 Hülsensatz 11.8171-0008.1 990049 Führungsbolzen		24.3601-8502.5 240534	11.0101-5402.2 260009 Hülsensatz 11.0441-6003.2 250037 Dichtungssatz 11.8116-0083.1 390501 Haltefeder 11.8171-0008.1 990049 Führungsbolzen	
24.3571-8517.5 240493	11.0101-5409.2 260035 Hülsensatz 11.0441-5704.2 250034 Dichtungssatz 11.8116-0143.1 390513 Haltefeder 11.8171-0008.1 990049 Führungsbolzen		24.3601-8503.5 240535	11.0101-5402.2 260009 Hülsensatz 11.0441-6003.2 250037 Dichtungssatz 11.8116-0083.1 390501 Haltefeder 11.8171-0008.1 990049 Führungsbolzen	
24.3571-8518.5 240494	11.0101-5409.2 260035 Hülsensatz 11.0441-5704.2 250034 Dichtungssatz 11.8116-0143.1 390513 Haltefeder 11.8171-0008.1 990049 Führungsbolzen		24.3601-8504.5 240536	11.0101-5402.2 260009 Hülsensatz 11.0441-6003.2 250037 Dichtungssatz 11.8116-0083.1 390501 Haltefeder 11.8171-0008.1 990049 Führungsbolzen	
24.3571-8521.5 240495	11.0101-5409.2 260035 Hülsensatz 11.0441-5704.2 250034 Dichtungssatz 11.8116-0143.1 390513 Haltefeder 11.8170-0306.1 260102 Halter 11.8171-0008.1 990049 Führungsbolzen		24.3601-8505.5 240537	11.0101-5402.2 260009 Hülsensatz 11.0441-6003.2 250037 Dichtungssatz 11.8116-0083.1 390501 Haltefeder 11.8171-0008.1 990049 Führungsbolzen	
24.3571-8522.5 240496	11.0101-5409.2 260035 Hülsensatz 11.0441-5704.2 250034 Dichtungssatz 11.8116-0143.1 390513 Haltefeder 11.8170-0306.1 260102 Halter 11.8171-0008.1 990049 Führungsbolzen		24.3601-8506.5 240538	11.0101-5402.2 260009 Hülsensatz 11.0441-6003.2 250037 Dichtungssatz 11.8116-0083.1 390501 Haltefeder 11.8171-0008.1 990049 Führungsbolzen	
24.3571-9801.5 240497	11.0101-5407.2 260011 Hülsensatz 11.8171-0008.1 990049 Führungsbolzen		24.3601-8527.5 240503	11.0101-5407.2 260011 Hülsensatz 11.0441-6007.2 250146 Dichtungssatz 11.8171-0008.1 990049 Führungsbolzen	
24.3571-9802.5 240498	11.0101-5407.2 260011 Hülsensatz 11.8171-0008.1 990049 Führungsbolzen		24.3601-8528.5 240504	11.0101-5407.2 260011 Hülsensatz 11.0441-6007.2 250146 Dichtungssatz 11.8171-0008.1 990049 Führungsbolzen	
24.3571-9813.5 240557	11.0101-5407.2 260011 Hülsensatz 11.8171-0008.1 990049 Führungsbolzen		24.3601-9787.5 240505	11.0101-5407.2 260011 Hülsensatz 11.8171-0008.1 990049 Führungsbolzen	
24.3571-9814.5 240558	11.0101-5407.2 260011 Hülsensatz 11.8171-0008.1 990049 Führungsbolzen		24.3601-9788.5 240506	11.0101-5407.2 260011 Hülsensatz 11.8171-0008.1 990049 Führungsbolzen	
24.3571-9823.5 240499	11.0101-5407.2 260011 Hülsensatz 11.0441-5704.2 250034 Dichtungssatz 11.8171-0008.1 990049 Führungsbolzen		24.3601-9829.5 240507	11.0101-5407.2 260011 Hülsensatz 11.8171-0008.1 990049 Führungsbolzen	
24.3571-9824.5 240500	11.0101-5407.2 260011 Hülsensatz 11.0441-5704.2 250034 Dichtungssatz 11.8171-0008.1 990049 Führungsbolzen		24.3601-9830.5 240508	11.0101-5407.2 260011 Hülsensatz 11.8171-0008.1 990049 Führungsbolzen	
24.3571-9841.5 240501	11.0101-5407.2 260011 Hülsensatz 11.8171-0008.1 990049 Führungsbolzen		24.9235-0013.5 230001	13.0441-3506.2 250052 Dichtungssatz	
24.3571-9842.5 240502	11.0101-5407.2 260011 Hülsensatz 11.8171-0008.1 990049 Führungsbolzen		24.9235-0014.5 230002	13.0441-3506.2 250052 Dichtungssatz	
24.3601-1601.5 240203	11.0101-5403.2 260010 Faltenbalgsatz		24.9235-8005.5 230023	13.0441-3505.2 250051 Dichtungssatz	
24.3601-1602.5 240204	11.0101-5403.2 260010 Faltenbalgsatz		24.9235-8006.5 230024	13.0441-3505.2 250051 Dichtungssatz	
24.3601-1709.5 240275	11.0101-6004.2 260014 Hülsensatz 11.0441-6003.2 250037 Dichtungssatz				

Reparatursätze

Repair kits - Corredi riparazione - Nécessaires de réparation - Juegos de reparación

					
24.9238-0087.5 230035	13.0441-3819.2 250072	Dichtungssatz			
24.9238-0088.5 230036	13.0441-3819.2 250072	Dichtungssatz			
24.9238-8033.5 230015	13.0441-3817.2 250071	Dichtungssatz			
24.9238-8034.5 230016	13.0441-3817.2 250071	Dichtungssatz			
24.9238-8035.5 230025	13.0441-3817.2 250071	Dichtungssatz			
24.9238-8036.5 230026	13.0441-3817.2 250071	Dichtungssatz			
24.9240-0027.5 230017	13.0441-4014.2 250079	Dichtungssatz			
24.9240-0028.5 230018	13.0441-4014.2 250079	Dichtungssatz			
24.9240-8013.5 230019	13.0441-4020.2 250084	Dichtungssatz			
24.9240-8014.5 230020	13.0441-4020.2 250084	Dichtungssatz			
24.9242-8005.5 230027	13.0441-4205.2 250086	Dichtungssatz			
24.9242-8006.5 230028	13.0441-4205.2 250086	Dichtungssatz			
24.9242-8007.5 230029	13.0441-4205.2 250086	Dichtungssatz			
24.9242-8008.5 230030	13.0441-4205.2 250086	Dichtungssatz			
24.9242-8021.5 230031	13.0441-4206.2 250087	Dichtungssatz			
24.9242-8022.5 230032	13.0441-4206.2 250087	Dichtungssatz			
24.9246-8001.5 230021	13.0441-4601.2 250099	Dichtungssatz			
24.9246-8002.5 230022	13.0441-4601.2 250099	Dichtungssatz			
24.9257-8024.5 230034	13.0441-5724.2 250125	Dichtungssatz			
24.9260-8025.5 230041	13.0441-6001.2 250126	Dichtungssatz			
24.9260-8026.5 230042	13.0441-6001.2 250126	Dichtungssatz			
24.9260-8029.5 230043	13.0441-6003.2 250128	Dichtungssatz			
24.9260-8030.5 230044	13.0441-6003.2 250128	Dichtungssatz			
24.9260-8031.5 230045	13.0441-6003.2 250128	Dichtungssatz			
24.9260-8032.5 230046	13.0441-6003.2 250128	Dichtungssatz			
24.9440-8027.5 230051	13.0441-4016.2 250081	Dichtungssatz			
24.9440-8028.5 230052	13.0441-4016.2 250081	Dichtungssatz			
24.9442-8003.5 230053	13.0441-4214.2 250091	Dichtungssatz			
24.9442-8004.5 230054	13.0441-4214.2 250091	Dichtungssatz			



A large rectangular area containing 30 horizontal lines, intended for writing or drawing.



ⓓ **Vergleichsliste**

ⓔⓃ **Cross reference list**

ⓕⓇ **Liste des correspondances**

ⓔⓈ **Lista referencias**

Vergleichsliste

Cross reference list - Tabella di conversione codici

Liste des correspondances - Lista referencias

MERCEDES BENZ



MERCEDES BENZ



000 290 21 11	03.0450-2311.2	08231	000 420 24 44	13.0441-6012.2	250133
000 290 33 67	03.0450-2311.2	08231	000 420 25 44	13.0441-5721.2	250123
000 295 09 35	24.5901-0225.3	331288	000 420 29 55	03.3518-8000.2	390373
000 295 10 35	24.5901-0225.3	331288	000 420 46 83	13.2423-8009.2	210063
000 295 14 35	24.5901-0517.3	330054	000 420 47 83	13.2423-8010.2	210064
000 295 16 35	24.5901-0517.3	330054	000 420 50 83	24.3541-1631.5	240413
000 295 22 35	24.5901-0225.3	331288	000 420 51 83	24.3541-1632.5	240414
000 295 31 06	24.2419-0934.3	030060	000 420 52 83	24.3541-1631.5	240413
000 295 40 07	03.2523-0811.3	040019	000 420 53 83	24.3541-1632.5	240414
000 295 50 06	24.2419-0937.3	030063	000 420 55 83	24.3541-1603.5	240037
000 295 60 06	24.2419-0937.3	030063	000 420 56 83	24.3541-1604.5	240038
000 295 65 07	03.2523-0811.3	040019	000 420 57 20	13.0460-3804.2	603804
000 295 66 06	24.2419-0937.3	030063	000 420 57 20	13.0460-4036.2	604036
000 295 68 06	03.2423-0603.3	030036	000 420 57 83	24.3541-1725.5	240003
000 295 76 07	03.2523-0812.3	040020	000 420 58 20	13.0460-3804.2	603804
000 295 77 06	24.2419-0937.3	030063	000 420 58 20	13.0460-4036.2	604036
000 295 78 06	24.2419-0937.3	030063	000 420 58 83	24.3541-1726.5	240004
000 295 79 07	03.2538-0104.3	040035	000 420 59 20	13.0460-9029.2	609029
000 295 80 07	03.2525-2602.3	040029	000 420 59 83	24.3541-1725.5	240003
000 295 82 07	03.2523-0811.3	040019	000 420 60 20	13.0460-9029.2	609029
000 295 87 06	03.2417-0401.3	030005	000 420 60 83	24.3541-1726.5	240004
000 295 89 07	03.2525-2602.3	040029	000 420 62 20	13.0460-3804.2	603804
000 295 91 06	24.2419-0901.3	030041	000 420 63 20	13.0460-9028.2	609028
000 295 96 06	24.2419-0911.3	030043	000 420 64 20	13.0460-9028.2	609028
000 295 97 06	24.2419-0911.3	030043	000 420 65 20	13.0460-9028.2	609028
000 296 01 07	03.2524-0400.3	040024	000 420 66 20	13.0460-6027.2	606027
000 420 00 76	11.0101-5407.2	26001	000 420 67 18	03.3228-0502.3	020109
000 420 01 44	13.0441-3505.2	250051	000 420 67 20	13.0460-6027.2	606027
000 420 02 44	11.0441-5404.2	250029	000 420 68 20	13.0460-9028.2	609028
000 420 03 44	13.0441-5417.2	250118	000 420 71 20	13.0460-4036.2	604036
000 420 04 42	24.8190-0029.2	990156	000 420 71 83	13.0441-4018.2	250083
000 420 05 42	24.8190-0030.2	990157	000 420 76 20	13.0460-3804.2	603804
000 420 07 42	13.0471-5409.2	250139	000 420 76 20	13.0460-4036.2	604036
000 420 11 44	13.0441-6012.2	250133	000 420 79 83	24.9442-8003.5	230053
000 420 12 44	13.0441-4016.2	250081	000 420 80 83	24.9442-8004.5	230054
000 420 14 44	11.0441-6002.2	250036	000 420 82 83	13.2381-8033.2	210222
000 420 15 44	13.0441-5724.2	250125	000 420 82 83	24.9238-8033.5	230015
000 420 17 55	03.3518-6100.2	390364	000 420 83 83	13.2381-8034.2	210223
000 420 20 51	03.0401-2031.2	052031	000 420 83 83	24.9238-8034.5	230016
			000 420 84 18	03.3222-0902.3	020068
			000 420 87 83	13.2461-8001.2	210226
			000 420 87 83	24.9246-8001.5	230021
			000 420 88 20	13.0460-4030.2	604030
			000 420 88 83	13.2461-8002.2	210227
			000 420 88 83	24.9246-8002.5	230022
			000 420 89 20	13.0460-2923.2	602923
			000 420 90 20	13.0460-4030.2	604030
			000 420 90 83	24.9571-7005.5	230061
			000 420 91 20	13.0460-2923.2	602923
			000 420 91 83	24.9571-7006.5	230062
			000 420 92 83	13.2401-8013.2	210051
			000 420 92 83	24.9240-8013.5	230019
			000 420 93 83	13.2401-8014.2	210052
			000 420 93 83	24.9240-8014.5	230020
			000 420 94 20	13.0460-9029.2	609029
			000 420 95 20	13.0460-9029.2	609029
			000 420 95 83	13.0441-4020.2	250084
			000 420 97 20	13.0460-3990.2	603990
		1	000 420 98 20	13.0460-4034.2	604034
			000 420 99 20	13.0460-2927.2	602927
			000 420 99 20	13.0470-2927.2	LD2927
			000 420 99 83	13.0441-5721.2	250123
			000 421 02 91	13.0460-0026.2	610026
			000 421 08 18	11.8171-0008.1	990049
			000 421 14 20	13.0460-0214.2	610214
			000 421 23 91	13.0460-0131.2	610131
			000 421 24 91	13.0460-0132.2	610132
			000 421 24 98	13.2571-9998.2	210133
			000 421 25 98	13.2571-9999.2	210134
			000 421 28 91	13.0460-0158.2	610158
			000 421 29 91	13.0460-0158.2	610158



Vergleichsliste

Cross reference list - Tabella di conversione codici

Liste des correspondances - Lista referencias

MERCEDES BENZ



601 420 34 85	24.3727-0460.2	580460
601 420 36 85	24.3727-0459.2	580459
601 420 37 85	24.3727-0460.2	580460
601 420 46 85	24.3727-0459.2	580459
601 420 47 85	24.3727-0460.2	580460
601 420 76 20	13.0460-4401.2	604401
601 420 87 20	13.0460-4401.2	604401
601 421 03 12	24.0122-0140.1	422140
601 421 04 12	24.0116-0100.1	416100
601 421 05 12	24.0122-0140.1	422140
601 421 50 12	24.0116-0100.1	416100
601 421 51 12	24.0116-0100.1	416100
601 423 50 01	24.0226-0001.1	480050
601 423 51 01	24.0223-0009.1	480039
601 586 00 42	13.0460-4401.2	604401
603 420 00 18	24.3222-1733.3	020538
608 420 03 18	03.3222-4401.3	020076
608 428 00 35	83.6123-0465.3	330379
608 428 01 35	83.6203-0200.3	330298
608 430 07 01	03.2123-3302.3	010180
608 431 00 49	03.3304-0700.1	390082
667 290 02 12	24.2419-0933.3	030059
667 420 31 01	13.4441-8013.2	210261
667 420 32 01	13.4441-8014.2	210262
667 420 35 01	13.4441-8013.2	210261
667 420 36 01	13.4441-8014.2	210262
667 420 47 01	13.4441-8017.2	210265
667 420 48 01	13.4441-8018.2	210266
667 428 01 35	83.6104-0470.3	330253
668 420 01 18	03.3230-0401.3	020115
668 420 02 18	03.3230-0401.3	020115
668 420 03 18	03.3230-0401.3	020115
668 421 01 12	24.0130-0198.1	430198
668 421 02 12	24.0130-0103.1	430103
668 421 06 12	24.0130-0198.1	430198
669 420 00 20	13.0460-6015.2	606015
669 420 01 20	13.0460-6015.2	606015
669 421 01 12	24.0130-0198.1	430198
669 421 06 12	24.0130-0198.1	430198
669 540 04 17	24.8190-0415.2	620415
669 540 05 17	24.8190-0415.2	620415
669 540 06 17	24.8190-0415.2	620415
670 420 01 18	03.3231-3401.3	020120
670 420 02 18	03.3231-3401.3	020120
670 420 03 18	03.3231-3401.3	020120
670 420 28 20	13.0460-6015.2	606015
670 421 01 12	24.0130-0103.1	430103
670 421 03 12	24.0130-0103.1	430103
901 420 01 20	03.0137-4001.2	654001
901 420 03 20	03.0137-4001.2	654001
901 420 05 20	03.0137-4001.2	654001
901 540 00 17	24.8190-0407.2	620407
901 540 01 17	24.8190-0407.2	620407
902 423 01 12	24.0116-0110.1	416110
902 423 03 12	24.0116-0110.1	416110
902 423 04 12	24.0116-0110.1	416110
902 423 05 12	24.0116-0110.1	416110
905 420 00 20	13.0460-6015.2	606015



④ Technische Übersetzungen

⑤ Technical translations

⑥ Traductions techniques

⑦ Traducciones técnicas

1-Kammer-Druckluftbremse	single-chamber air brake
1-Kolbensattel D=xx	single-piston caliper D=xx
2-Kolbensattel D=xx	2-piston caliper D=xx
4-Kolbensattel	4-piston caliper
1-Kreis-Bremse	single-circuit brake
2-Kreis-Bremse	two-circuit-brake
1-Kreis-Sättel	single-circuit caliper
2-Kreis-Sättel	two-circuit-caliper
1. Hinterachse	first rear axle
1. und 2. Hinterachse	first and second rear axle
4-Loch-Bremsscheibe	4-bore brake disc
6-Loch-Bremsscheibe	6-bore brake disc
3-Loch-Felge	3-bore wheel rim
4-Loch-Felge	4-bore wheel rim
5-Loch-Felge	5-bore wheel rim
6kt-Schraube	hexagon head screw
6kt-Schraube (innen)	hexagon socket screw
6"-Tandem	6"-tandem
8"-Tandem mit Gabelkopf	8"-tandem with yoke
8"-Tandem ohne Gabelkopf	8"-tandem without yoke
ABS	ABS (anti-lock brake system)
ABS-Dichtungssatz	ABS-gasket kit
Achtung: Kolbenstellung ändern !	attention: change piston position !
Adapter für Bördel E	adapter for bead type E
alle Typen	all types
Alu-Pumpe	alu-pump
Alu-Sättel	alu-calipers
am Bremssattel	on the brake caliper
am Hauptzylinder	on the master cylinder
A-Motor	A engine
Anschlagschraube oben	stop screw, top
Anschluß/Anschlüsse	connection/connections
Anti-Noise-Blech	shim
ASC (Automatische Stabilitäts Control)	ASC (automatic stability control)
ASR (Antriebsschlupfregelsystem)	ASR (traction control system TCS)
ATE nur über VAG erhältlich	ATE only available through VAG
auf Typenschild	on identification plate
aufgeschraubt	screwed on
Auslaß seitlich links	outlet lateral left-hand
Auslaß seitlich rechts	outlet lateral right-hand
außen	outer
automatische Nachstellung	automatic adjustment
Behälter	reservoir
Behälter Doppel-WE	reservoir with double warning device
Behälterbefestigung	reservoir fastening
Behälterstopfen	reservoir plug
Behälterverschraubung	reservoir cap
Behörde	authority cars
Beläge	brake pads
belüftete Scheiben	ventilated discs
Betätigungseinheit	actuation unit
blau	blue
Bodenventil	residual pressure center valve
Bodenventile tauschen	change residual pressure center valve
Bördel x	flare type x
braun	brown
breite Ausführung	wide design
Bremse	brake
Bremsergät	booster unit
Bremskraftregler	brake pressure regulator
Bremsleitungen erneuern !	renew brake lines !
Bremslichtschalter	stop-light switch
Bremsscheiben	brake discs
Bremsschlauch beachten !	notice brake hose !
Buchse + Ausgleichbügel	bushing + compensating clip
Bus	bus (van)
Bypassregler	by-pass regulator
Citroen-Bremse	Citroen-brake
D (Durchmesser) =	D (diameter) =
Dichtring	sealing ring
Dichtung	seal
Dichtungssatz	gasket kit
Differentialsperre	differential lock
Differenzdruckschalter	differential-pressure switch
Differenzdruckventil	differential pressure valve
diverse Typen	various types
Doppelbereifung	twin tyres



frein pneumatique à 1 chambre	freno de aire de 1 cámara
étrier à 1 piston D=xx	mordaza de freno D=xx
étrier à 2 pistons D=xx	mordaza con dos pistones D=xx
étrier à 4 pistons	mordaza con 4 pistones
frein à 1 circuit	freno de 1 circuito
frein à deux circuits	freno de 2 circuitos
étriers frein à 1 circuit	pinza de 1 circuito
étriers frein à 2 circuits	pinza de 2 circuitos
1. essieu arrière	1. eje trasero
1. et 2. essieu arrière	1. + 2. eje trasero
disques de frein à 4 trous	disco freno con 4 taladros
disques de frein à 6 trous	disco freno con 6 taladros
jante à 3 trous	Llantas de 3 taladros
jante à 4 trous	Llantas de 4 taladros
jante à 5 trous	Llantas de 5 taladros
vis hex.	tornillo hexagonal
vis hex. (intérieure)	tornillo hexagonal (interior)
6"-tandem	6"-tándem
8"-tandem avec chape	8"-tándem con cabeza de horquilla
8"-tandem sauf chape	8"-tándem sin cabeza de horquilla
ABS (système anti-blocage)	ABS (sistema de frenado antibloqueo)
jeu de joints de ABS	juego de reparación de juntas ABS
attention: position du piston à changer !	atención: cambiar posición pistón !
adaptateur pour colet E	adaptador para rebordes E
tous types	todos tipo
pompe en alu	bomba de aluminio
étriers en alu	mordaza de freno de aluminio
sur l'étrier de frein	a la pinza de freno
sur le maître-cylindre	a la bomba principal de freno
moteur A	motor de A
vis de butée en haut	tornillo de tope arriba
raccordement/raccordements	conexion/conexiones
tôle anti-bruit	placa anti-ruidos
ASC (contrôle de stabilité)	ASC (control automático de estabilidad)
ASR (anti-patinage)	ASR (sistemas antiderrapaje)
ATE (Teves) en vente chez VAG seulement	ATE solamente através de VAG
sur plaque d'identification	placa de identificación
vissé	fijado
échappement latéral gauche	salida lateral izquierda
échappement latéral droit	salida lateral derecha
mâle	exterior
ajustage automatique	reajuste automatico
réservoir	recipiente
réservoir avec témoin d'usure double	recipiente con doble aparato de aviso
fixation réservoir	recipiente de fijación
bouchon de réservoir	tapon
vissage de réservoir	fijación depósito
véhicule communal	vehiculos oficiales
plaquettes de frein	pastillas de freno
disques ventilés	disco ventilado
unité de commande	unidad de accionamiento
bleu	azul
soupape de pression résiduelle	válvula de fondo
soupape de pression résiduelle à changer	cambiar válvula de fondo
colet x	reborde x
marron	marron
exécution large	variante ancha
frein	freno
servo-frein	servofreno
correcteur de freinage	corrector de frenado
conduits de frein à renouveler !	renovar latiguillos de freno !
contacteur stop	interruptor de luz de freno
disques de frein	discos de freno
faire attention flexible de frein !	atención al latiguillo de freno !
douille + étrier de compensation	casquillo + estribo de compensación
autobus/car	autobus
régulateur à by-pass	regulador de by-pass
freins Citroen	freno Citroen
D (diamètre) =	D (diámetro) =
rondelle d'étanchéité	reten
joint	junta
jeu de joints	juego de reparación de juntas
blocage de différentiel	bloqueo diferencial
interrupteur à pression différentielle	interruptor de presión diferencial
pression différentielle de soupape	valvula de presión diferencial
types diverses	diversos tipo
pneu double	cubierta doble

Doppelkabine	double cab
Druckbegrenzungsventil	pressure limiting valve
Druckbolzen	tappet
Druckbolzen (kurz)	tappet (short)
Druckbolzen (lang)	tappet (long)
Druckluftbremse	air brake
Druckluftleitung	compressed-air line
Druckluftunterstützung	air brake assistance
Druckluftverstärker	air brake booster
Druck-Warnschalter	pressure warning switch
DS-Regler	DS-valve
EDS	EDS (electronic differential lock)
EDS-Ventilblock	EDS-valve block
EG-Vorschrift	accordance with EC regulation
Einbau hinter der Achse	installation aft of axle
Einbau vor der Achse	installation forward of axle
Einbausatz	installation kit
Einfachbereifung	single tyre
Einknöpfmaß xx mm	button-in dimension xx mm
Einlaß D=xx mm	inlet diameter=xx mm
Einlaß mit Gummistopfen	inlet with rubber plug
Einschraubregler	screw-in proportioning valve
elektr. Vergaser	electr. carburetor
Entlüfteranschluß	bleeding connection
Entlüfterventil	bleeder valve
erhöhte Zuladung	increased payload
Ersatz für Sättel D=xx	replacement for calipers D=xx
ETS	ETS (electronic trac control system)
Europa	Europe
Export	Export
Fahrschule	driving school
Faltenbalgsatz	bellow seal set
Faustsättel	fist-type calipers
Fenster	window
Festsättel	fixed calipers
Flanschdicke x mm	flange thickness x mm
Flanschmaß = xx,x	flange dimension = xx,x
Fuller-Getriebe	fuller-gearbox
für Belagsätze ohne Zubehör	for brake pads without accessories
für Bremssättel/Vorgänger	for calipers/predecessor
für Doppelmembran-Gerät	for twin diaphragm booster
Gabelkopfsatz	yoke kit
Gehäuse L=	housing L=
gelb	yellow
gepanzerte Fahrzeuge	armoured vehicles
Getriebe	gearbox
Getriebe-Nr.	gearbox-no.
GG-Pumpe	cast-iron-pump
GG-Sättel	cast iron-caliper
GG-THz/Vorgänger	cast-iron-TMC/predecessor
Golf-Staaten	Gulf States
Gz mit senkrechtem Flansch	CC with vertical flange
Gz (Geberzylinder)	CC (clutch cylinder)
Gz-Reparaturatz	CC-repair kit
HA (Hinterachse)	RA (rear axle)
Haltefeder	retaining spring
Halter	anchor
Haltersatz	anchor set
Halterschraube	anchor screw
Handbremsbetätigung	hand brake actuation
Handbremshebel	handbrake lever
HA-Scheibenbremse	rear axle disc brake
HA-Trommelbremse	rear axle drum brake
Hebel	lever
Hochdach	high roof
Hohlschraube	hollow screw
Hosei-Bremse	Hosei brake
Hub	stroke
Hülsensatz	sleeve kit
Hydraulikspeicher	hydraulic accumulator
Hydraulikverstärker	hydraulic booster
Hydraulikzylinder	hydraulic cylinder
Hydr. Steuereinheit	hydraulic unit
Hz (Hauptzylinder)	MC (master cylinder)
Hz-Reparaturatz	MC-repair kit
im Fahrerhaus	in cab
im Motorraum	in engine compartment



cabine double	cabina doble
soupape à réglage de pression	válvula de limitación de presión
boulon de pression	perno de presión
boulon de pression (court)	perno de presión (corto)
boulon de pression (long)	perno de presión (largo)
frein à pneumatique	freno de aire comprimido
conduite pneumatique	aire comprimido de flexible
assistance à pneumatique	freno de aire auxiliar
amplificateur à pneumatique	servo de aire a presión
avertisseur d'alerte de pression	interruptor de aviso de presión
correcteur de DS	regulador DS
EDS (blocage de différentiel électronique)	EDS (bloqueo diferencial electrónico)
EDS-bloc de vannes	EDS válvula de bloqueo
aux prescriptions CEE	según normativa CEE
montage derrière l'essieu	instalación después del eje
montage devant l'essieu	instalación antes del eje
lot de montage	juego de montaje
pneu simple	cubierta simple
mesure à boutonner xx mm	medida de alojamiento xx mm
admission diamètre=xx mm	admisión diámetro = xx mm
admission avec bouchon de caoutchouc	admisión con tapon de goma
compensateurs à visser	regulador roscado
carburateur électrique	carburador eléctrico
raccordement de purge	conexión de purga
soupape de purge	válvula de purga
charge utile augmentée	incremento de carga
remplacement pour étriers D=xx	sustitución para pinzas D=xx
ETS (contrôle trajectoire)	ETS (sistema de control electr. de tracción)
Europe	Europa
Export	Exportación
auto-école	escuela de conducción
jeu de joints-soufflets	juego de reparac. de suspensión neumática
étriers à griffe	pinza de puno
fenêtre	ventana
étriers fixes	pinza de fija
épaisseur de la bride x mmm	grosor de la brida x mm
dimension de la bride = xx,x	medida de brida = xx,x
boîte à vitesse fuller	Fuller caja de cambios
pour garnitures de frein sauf accessoire	para juego de pastilla sin accesorios
pour étriers de frein/prédécesseur	para pinza/avisador
pour appareil à double membrane	para servo freno con doble membrana
jeu de chape	juego de cabeza de horquilla
corps L=	carcasa L=
jaune	amarillo
véhicule blindé	vehículo blindado
boîte de vitesse	caja de cambios
no. boîte de vitesse	número de caja de cambios
pompe en fonte/prise	bomba de fundición de gris
étriers en fonte/prise	pinza de fundición de gris
MCT fonte/prise/prédécesseur	cil. principal de fundición de gris/avisador
pays du Golfe Persique	estados del Golfo Pérsico
émetteur d'embrayage avec bride	cilindro distribuidor con brida vertical
EE (émetteur d'embrayage)	CTR (cilindro distribuidor)
néc. de réparation EE	juego de reparación de juntas CTR
AR (essieu arrière)	HA (eje trasero)
ressort à retenu	muelle de sujeción
support	soporte
jeu de support	juego de soporte
vis de support	tornillo de soporte
frein à main	activación de freno de mano
levier de frein à main	palanca freno de mano
frein à disque essieu AR	eje trasero disco de freno
frein à tambour essieu AR	eje trasero tambores de freno
levier	palanca
toit surélevé	techo sobrealzado
vis creuse	tornillo hueco
freins Hosei	freno de Hosei
course	elevación
jeu de douilles	juego de vaina
accumulateur hydraulique	acumulador de hidráulico
amplificateur hydraulique	servo hidráulico
cylindre de hydraulique	cilindro de hidráulico
modulateur	modulador de hidráulico
MC (maître cylindre)	CM (cilindro maestro)
néc. de réparation MC	juego de reparación CM
dans la cabine du conducteur	en cabina
dans compartiment moteur	en compartimento de motor

innen	inside
Innengewinde	inner thread
Kastenwagen	van
Katalysator	catalytic converter
Kennzeichen: xx	registration number: xx
Kerbe am Flansch	notch on flange
Klasse	class
Kleinbus	minibus
Klimaanlage	air conditioning
Kolbenstange D=	piston rod diameter=
Kolbenstange L=	piston rod length=
Kombiwagen	station wagon
Kompakt THz	compact TMC
Krankenwagen	ambulance
Kupplung	clutch
Kupplungsabgang	outlet port for clutch connection
Kupplungsverstärker	clutch booster
kurzer Radstand	short wheel base
kurzes Bremsgerät	short brake booster
L (Länge) =	L (length) =
langer Radstand	long wheel base
Leckageanzeige	leakage indicator
lieferbar	available
links oben und rechts unten	upper left and lower right
links vor und rechts hinter der Achse	left in front and right behind axle
Linksenker	left hand drive
Luftfederung	pneumatic suspension
luftgekühlt	air-cooled
M8-Führungsbolzen	M8-guide pin
MA-Getriebe	MA gearbox
mit 1 Haltestift	with 1 retaining pin
mit 2 Haltestiften	with 2 retaining pins
mit Alufelgen	with alu wheel rim
mit angegossenem Behälter	with cast-on reservoir
mit geregelter Katalysator	with controlled catalytic converter
mit Laschen	with straps
mit Leichtmetallrädern	with light alloy rims
MKII-Aggregat kpl.	MKII complete unit
Mod. (Modell)	Mod. (model)
Motor	engine
Motor-Nr.	engine number
Motor-Pumpen-Aggregat	motor pump unit
Multi-Link-Achse	multi-link axle
m.Z. (mit Zubehör)	m.Z. (with accessories)
Nachstellteile-Satz	adjuster parts set
ND-Schlauch	ND low pressure hose
Nebenabtrieb	power take-off
Niveauregulierung	suspension level-control
Nz (Nehmerzylinder)	SC (slave cylinder)
Nz-Reparaturatz	SC-repair kit
ohne Alufelgen	without alu wheel rim
ohne geregelten Katalysator	uncontrolled catalytic converter
ohne Laschen	without straps
ohne Leichtmetallräder	without light alloy rim
O-Ring	O-ring
Pedal Feststeller	lockable pedal
Polizei	Police
Rad	wheel
Radsensor	wheel sensor
Radstand xxxx mm	wheel base xxxx mm
rechts oben und links unten	upper right and lower left
Rechtslenker	right hand drive
Regler	regulator
Reihenmotor	R engine
Reisebus/Hochdecker	tourist bus/high decker
Reparaturatz	repair kit
Ringstutzen-Satz	ring type nipple set
Rohrleitung	pipe line
rot	red
roter Sattel	red caliper
Rückschlagventil	non-return valve
Rückstellwellen-Satz	resetting shaft set
Rz (Radzylinder)	WC (wheel cylinder)
Rz-Dichtungssatz	WC-seal kit
Rz-Reparaturatz	WC-repair kit
Salisbury-Achse	Salisbury axle
Sattel mit 1 Haltestift	caliper with 1 retaining pin

intérieur	interior
taraudage intérieure	rosca interior
fourgonnette	furgon
catalyseur	catalizador
indice: xx	distintivo: xx
entaille sur la bride	muesca en brida
classe	clase
petit autobus	mini-bus
air conditionné	aire acondicionado
tige de commande diamètre=	varilla de pistón diámetro =
tige de commande longueur=	varilla de pistón largo=
voiture familière	break (familiar)
MCT compact	cilindro maestro tandem compacto
véhicule à ambulance	ambulancia
embrayage	embrague
sortie d'embrayage	salida conexión embrague
amplificateur d'embrayage	refuerzo embrague
empattement court	distancia corta entre ejes
servo-frein court	servofreno corto
L (longueur) =	L (largo) =
empattement long	distancia larga entre ejes
avertissement de fuite	indicador pérdida liquido de freno
disponible	suministrable
à gauche, en haut et à droite, en bas	izquierda arriba + derecha abajo
à gauche devant essieu et à droite derrière essieu	izquierda adelante+derecha atrás de eje
direction à gauche	volante a la izquierda
suspension pneumatique	suspensión neumática
refroidir par air	refrigeración por aire
boulon de guidage M8	perno de guía M8
boîte de vitesse MA	caja de cambios MA
avec 1 bouchon d'arrêt	con 1 pasador
avec 2 bouchon d'arrêts	con 2 pasadores
avec jante en alu	con Llantas de aluminio
réservoir en fonte commun	con depósito anadido
avec cataliseur réglé	con catalizador regulado
avec collier	con brida
avec jantes en aluminium	con Llantas de aluminio
agrégat MKII complet	MKII sistema completo
Mod. (modèle)	Mod. (modelo)
moteur	motor
numéro de moteur	número de motor
agrégat moteur pompe	systema motor-bomba
essieu multi-link	eje Multi-Link
m.Z. (avec accessoire)	m.Z. (con accesorios)
jeu de pièces d'ajustage	juego de acoplamiento
flexible de ND	ND flexible
propulsion secondaire	potencia adicional
correcteur d'assiette	regulación de altura de suspensión
RE (récepteur d'embrayage)	CRE (cilindro receptor)
néc. de réparation RE	juego de reparación de juntas CRE
sauf jante en alu	sin Llantas de aluminio
sauf cataliseur réglé	sin catalizador regulado
sans collier	sin brida
sauf jantes en aluminium	sin Llantas de aluminio
joint torique	junta torica
fixation des pédales	eje pedal
Police	Police
roue	rueda
capteur de roue	sensores de rueda
empattement xxxx mm	distancia entre rueda xxxx mm
à droite, en haut et à gauche, en bas	derecha arriba + izquierda abajo
direction à droite	volante a la derecha
régulateur	regulador
moteur en ligne	motor de R
autobus/car avec cabine élevée	autobús
néc. de réparation	juego de reparación
jeux de raccord annulaire	juego de tubuladura anular
conduite tube	latiguillo
rouge	rojo
étrier rouge	pinza roja
clapet antiretour	valvula de retención
jeu d'arbres de rappel	juego de onda de retroceso
CR (cylindre roue)	CR (cilindro de rueda)
jeu de joints CR	juego de reparación de juntas CR
néc. de réparation CR	juego de reparación CR
essieu Salisbury	Salisbury eje
étrier avec 1 bouchon d'arrêt	pinza con 1 pasador

D Technische Übersetzungen

EN Technical translations

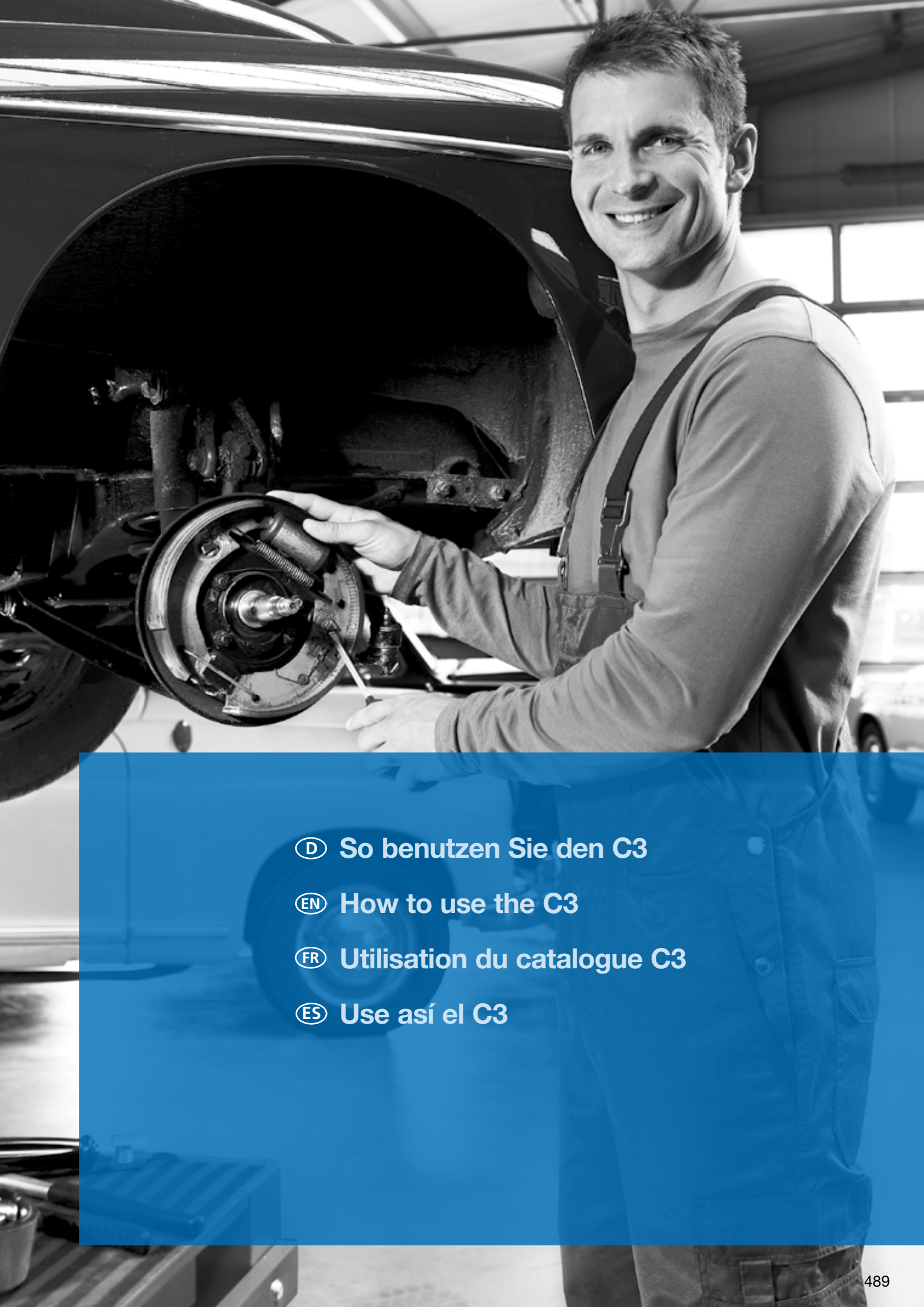
Sattel mit 2 Haltestiften	caliper with 2 retaining pins
Sättel mit Gussnoppen	calipers with cast-naps
Sattelschraube	caliper screw
Scheibenbremse	disc brake
Scheibenkupplung	disc clutch
Scheibenschraube	disc screw
Schlauchleitung	line hose
Schraubstutzen	screw neck
schwarz	black
Schwimmsättel	floating caliper
Schwingblech WE	sheet metal warning device
SCS	SCS (stop control system)
separater Behälter	separate reservoir
separates Druckstück/Vorgänger	separate thrust member/predecessor
Servolenkung	power steering
Skandinavien	Scandinavia
Sitzplätze	seats
Sonderfahrzeuge	special vehicle
Spezialaufbau	special body
Sportfahrwerk	sports suspension
Spur	track
Standard-Bremsgerät	standard booster unit
Standard-THz	standard tandem master cylinder
staubfeste Ausführung	dustproof design
Stufenheck	saloon
T50-Reparatursatz	T50-repair kit
Tandemregler	tandem proportioning valve
THz mit 3 Anschlüssen	TMC with 3 connections
THz mit Anschlagsschraube	TMC with stop screw
THz (Tandemhauptzylinder)	TMC (tandem master cylinder)
THz-Reparatursatz	TMC-repair kit
THz-RS (Montagehülse)	TMC-repair kit (assembly sleeve)
Timken-Achse	Timken axle
Topfmanschette	pot seal
Tragbolzensatz	supporting bolt set
Transporter	transporters
Triebkopf	drive head
Trommelbremse	drum brake
TBB (Trommelbremsbacken)	DBS (drum brake shoes)
Umbau 1-teilig auf 2-teilig	reconstruction 1-piece to 2-piece
Unterdruckverstärker	vacuum booster
ursprüngl. verschraubte Beläge	initial screwed pads
VA (Vorderachse)	FA (front axle)
VA-Girling-Bremse	front axle girling-brake
VA-Scheibenbremse	front axle disc brake
VA-Trommelbremse	front axle brake drums
Ventilblock	valve block
Ventilblock kpl.	valve block complete
Verbindungsschrauben	connection screws
Verschlusschraube	screw plug
Verschraubung	screw fitting
Verschraubung kpl.	screw fitting cpl.
verstärkte Bremse	heavy-duty brake
verstärkte Stoßdämpfer	reinforced dampers (shock absorber)
verstärktes Fahrwerk	reinforced suspension
Verteilerstück wiederverwenden	reuse distributor piece
V-Motor	V engine
Vorder- und Hinterachse	front and rear axle
Vorderachse	front axle
Vorderachse und 2. Hinterachse	front axle and second rear axle
Vordruckventil	residual pressure valve
Vorgänger	predecessor
Vorgänger / Abschirmkappe	predecessor / deflector cap
Vorgänger-THz, Einlaß D=xx	predecessor-TMC, inlet diameter=xx
Vorspannzylinder	pre-loaded cylinder
WK (Warnkontakt)	WI (wear indicator)
Warnkontakt 1-polig	wear indicator single connector
Warnkontakt 2-polig	wear indicator twin connector
Warnschalter	warning switch
WE (Warneinrichtung)	WD (warning device)
WE-Befestigung	WD fixture
Wegsensor	travel sensor
weiß	white
Zylinderschraube	cylinder screw



étrier avec 2 bouchon d'arrêt	pinza con 2 pasadores
étriers avec nopes en fonte	pinzas con protuberancias de fundición
vis d'étrier	tornillo de pinza
disques de frein	disco de freno
embrayage du disque	disco de embrague
disque vis	tornillo de disco
conduite flexible	latiguillo flexible
raccordement à vis	tornillo de fijación
noir	negro
étrier flottant	pinza flotante
tôle oscillante dispositif d'avertissement	chapa para avisador de desgaste
SCS (système de contrôle stop)	SCS (sistema de control de frenada)
réservoir séparé	depósito independiente
pièce d'appui/prédéceseur	tubería de presión independiente/avisador
direction assistée	dirección asistida
Scandinavie	Escandinavia
sièges	plazas
véhicule spécial	vehículos especial
carrosserie spéciale	construcción carrocería especial
châssis sport	suspensión deportiva
voie	distancia entre ruedas
servo-frein standard	servo freno standard
MC-tandem standard	cilindro tandem standard
exécution anti poussière	versión antipolución
à coffre	parte trasera escalonada
néc. de réparation T50	juego de reparación T50
compensateur tandem	tandem regulador
MCT avec 3 raccords	cilindro tandem con 3 conexions
MCT avec vis de butée	cilindro tandem con tornillo de tope
MCT (maître cylindre tandem)	CMT (cilindro tandem)
néc. de réparation MCT	juego de reparación CMT
néc. de réparation MCT (douille d'assemblage)	juego de reparación CMT (vaina de montaje)
essieu Timken	Timken eje
coupelle	retén
jeu de boulons de suspension	juego de tornillo de soporte
transporter	furgoneta
tête de propulsion	grupo motriz
frein à tambour	tambores de freno
SGT (mâchoires de frein à tambour)	ZDF (zapatas de freno)
reconstruction 1 partie sur 2 parties	reconstrucción de 1 a 2 piezas
amplificateur à dépression	amplificador de depresion
à l'origine garnitures vissés	pastillas inicialmente montadas
VA (essieu avant)	VA (eje delantero)
frein à girling essieu avant	eje delantero - Girling freno
frein à disque essieu avant	eje delantero - disco de freno
tambours de frein essieu avant	eje delantero - tambores de freno
bloc de vannes	válvula de bloqueo
bloc de vannes complet	bloque de valvulas completo
vis de raccordement	tornillo de conexión
vis de fermeture	tornillo de cierre
couvercle	tornillo de fijación
couvercle complet	fijación completa
frein renforcé	freno reforzado
amortisseurs renforcés	amortiguadores reforzados
châssis renforcé	suspensión reforzada
distributeur à remettre	distribuidor de reemplazo
moteur en V	motor de V
essieu avant et essieu arrière	eje delantero + eje trasero
essieu avant	eje delantero
essieu avant et 2. essieu arrière	eje delantero + 2. eje trasero
soupape pression d'admission	válvula de presión previa
prédéceseur	predecesor
prédéceseur/défecteur	predecesor / tapa deflector
MCT prédéceseur, admission diamètre=xx	predecesor cilindro principal, admision D=xx
cylindre relais	cilindro preajustado
TU (témoin d'usure)	CD (contacto de desgaste)
témoin d'usure 1-borne	contacto de desgaste con 1 conexión
témoin d'usure 2-bornes	contacto de desgaste con 2 conexiones
interrupteur d'avertissement	interruptor de desgaste
DA (dispositif d'avertissement)	DD (dispositivo de desgaste)
fixation de DA	fijación del dispositivo de desgaste
capteur de course	sensor de ruta
blanc	blanco
vis cylindre	tornillo cilindrico



A large rectangular area containing 30 horizontal lines, intended for writing or drawing.



ⓓ So benutzen Sie den C3

Ⓔ How to use the C3

Ⓕ Utilisation du catalogue C3

Ⓖ Use así el C3

How to use the C3

Product groups		Type of vehicle		Installation period (from/to)		ATE number		Remark (spare part)		
Front/rear axle		Chassis number		Remark (car)		Short number		Definition		
		kW								
AUDI A4 CABRIO (02-)										
	1,8 T 1,8 T Quattro 2,0 2,0 TFSI	◀ 120 ◀ 120 ◀ 96 ◀ 120	8E-55-999999 8E-55-400001	04.02 05.03 08.06 08.06	PR: 1LB,1LE PR: 1LB,1LE PR: 1LB,1LE PR: 1LB,1LE	11.3571-8522.2 11.3571-8521.2 11.0441-5704.2 11.0101-5409.2	220320 220319 250034 260035	+ ESP + ESP	D=57, - Halter D=57, - Halter Dichtungssatz Hülsensatz	ATE ATE ATE ATE
*		**				***		****		

*Product groups

	Booster unit		Brake drum
	Master cylinder		ATE Original Kit ATE Original TopKit
	Reservoir		Drum brake shoes for parking brake
	Brake caliper		Handbrake cable
	Disc brake pads		Brake pressure regulator
	Brake disc ATE PowerDisc		Clutch cylinder
	Brake hose		Kupplungs-Nehmerzylinder
	Wheel sensor		Clutch hose
	Wheel cylinder		Clutch cable
	Drum brake shoes		

**Hand drive

- ◀ Left hand drive
- ▶ Right hand drive

***Manufacturer

ATE	Continental Teves (ATE)
AKE	Akebono
AP	AP Lockheed
BDX	Bendix
BOS	Bosch
BRE	Brembo
CIT	Citroën
DEL	Delco
FI	Fiat
FTE	FTE Automotive
LUC	Lucas (TRW)
PER	Perrot
SUM	Sumitomo
TOK	Tokico
VW	Volkswagen

***Installation Position


















































- front
- rear
- left
- right
- upper left
- lower left
- upper right
- lower right
- center
- top
- bottom
- front axle
- front left
- front right
- rear axle
- rear left
- rear right

All position details are based on vehicle facing forwards

Abbreviations

-	Without / not	L=	Length
+	With / only / for	Nz	Slave cylinder
AUT	Automatic adjustment	PD	PowerDisc
B	Coated	Rz	Wheel cylinder
BG	Brake force limiter	RzR	Wheel cylinder with built-in corrector
BR	Brake pressure regulator	S	Fixing screw / caliper screw
BRE	Screw-in regulator	THz	Tandem master cylinder
BRES	Screw-in regulator set	V	Ventilated
BRL	Brake pressure regulator, load sensitive	WE	Warning device
D=	Diameter	WK	Wear indicator
Gz	Clutch cylinder	Zub	Accessories
HEB	Lever		
HZ	Master cylinder		
L	Alloyed / highly carburized		

Parts information

		SHORT NUMBER				SHORT NUMBER				
		30nnnn	Brake booster			48nnnn	Brake drums			
			03.6199-xxxx.4 →				T50	24.02dd-dxxx.x →	(e.g. 24.0223-0: Ø=230)	
			03.61dy-xxxx.4 →				T51	230/231 × 47	Diameter / max. diameter × depth	
			03.67dy-xxxx.4 →				T52/3	▲ 03.27dd-xxxx.3 → 02nnnn ▲ 03.32dd-xxxx.3 → 02nnnn 03.040x-xxdd.2 → 06nnnn 03.0470-xxdd.2 → 06nnnn		Single piston wheel cylinder Wheel cylinder Repair kit (with pistons) Gasket kit (without pistons)
			03.68dy-xxxx.4 →				T52			
			03.69dy-xxxx.4 →				T53		03.0137-0xxx.2 → 650xxx 03.0137-9xxx.2 → 669xxx	Drum brake shoes Brake shoe accessories
			03.77dy-xxxx.4 →				T52/4			
			03.78dy-xxxx.4 →				T52/4Z	185 × 31 AUT HEB Zub	Diameter × width With automatic adjustment With lever With accessories	
			03.78dy-xxxx.4 →				T52/5			
			03.78dy-xxxx.4 →				T55/1		03.0420-xxdd.3 → 68xxdd 03.0520-xxdd.3 → 69xxdd	ATE original Kit ATE original TopKit (wheel cylinder + drum brake shoes + installation kit) dd = nominal dimension wheel cylinder
03.78dy-xxxx.4 →	T55/1Z									
		01nnnn	Step-bore tandem master cylinder			650xxx	Parking brake			
			▲ 03.20dd-xxxx.3 →				Tandem master cylinder	03.0137-0xxx.2 → 650xxx 03.0137-9xxx.2 → 669xxx	(drum brake shoes) Installation kit	
			▲ 03.21dd-xxxx.3 →				Step-bore master cylinder			
			▲ 03.23dd-xxxx.3 →				Master cylinder			
▲ 03.31dd-xxxx.3 →	Repair kit									
		31nnnn	Reservoir			58xxxx	Handbrake cable			
			03.3508-xxxx.x →				Reservoir			
			03.3509-xxxx.x →				Reservoir			
			03.3558-xxxx.x →				Repair kit			
		22nnnn	Fist-type caliper			33nnnn	Brake/clutch hose			
			▲ 11.3ddx-xxxx.2 →				Fist-type caliper	y = 1: Thread 1 × inner/1 × outer y = 2: Thread 2 × inner y = 3: Thread 2 × outer		
			▲ 11.9ddx-xxxx.2 →				2 cyl. fixed caliper			
			▲ 13.2ddx-xxxx.2 →				4 cyl. fixed caliper			
			▲ 13.4ddx-xxxx.2 →				Fixed caliper			
			13.9ddx-xxxx.2 →				Remanufactured fist-type caliper			
			24.3ddx-xxxx.5 →				Gasket kit			
			11.0441-ddxx.2 →				Gasket kit			
			13.0441-ddxx.2 →				Fist caliper holder set (holder, sliding sleeve set, guide pins)			
			11.0230-xxxx.2 →				Brake calliper accessories (sliding sleeve set, guide pins)			
24.0101-xxxx.2 →	Sliding sleeve set									
▲ 11.0101-xxxx.2 →	Retaining spring									
		60xxxx	Disc brake pad			32nnnn	Brake pressure regulator (BR)			
			13.0460-xxxx.2 →				Accessories for brake pad set			
			13.0460-0xxx.2 →				Wear indicator			
			24.8190-xxxx.2 →							
		20034 15,0 + WE WK S Zub	WVA no. / thickness			32nnnn	Brake force limiter (BG)			
			For further WVA no's. see appendix				03.65xx-xxxx.3 → 32nnnn 03.0101-xxxx.2 → 32nnnn	Screw-in regulator (BRE) Brake pressure regulator, load-sensitive (BRL) Screw-in regulator set (BRES)		
			Warning device							
			With wear indicator							
With caliper screw										
		35/3 braun (4)	With accessories			03nnnn	Clutch cylinder			
			Brake pads have homologation by German Federal Road Safty Department (ABE), or homologation according to regulation ECE-R 90 i.e. the brake pads are from the same production and subject to the same quality assurance procedures as the pad provided by the vehicle manufacturer.				▲ 03.24dd-xxxx.3 → 03nnnn 03.0350-ddxx.2 → 07ddxx	(e.g. 03.2419-: Ø=19,05) Gasket kit		
		4ddxxx 5ddxxx	Brake disc			04nnnn	Slave cylinder			
			24.01dd-xxxx.x →				ATE PowerDisc			
			24.03dd-xxxx.x →				dd = thickness			
							(e.g. 24.0322- : thickness = 22)			
		284 22 20 V L PD B V L S PD	Diameter / thickness / minimum thickness			59xxxx	Clutch cable			
			Coated							
			Ventilated							
			Alloyed / highly carburized							
			Fixing screw			36nnnn	Wheel sensor			
			ATE PowerDisc							

nnnn = The last four digits correspond to a running number.

dd = Nominal dimension

▲ 24. also possible using same numbering system.

■ 03. and 24. also possible using same numbering system.

Complete copies or extracts of this catalog only by permission. Damage claims on the basis of data in this catalog cannot be recognized. The right of modification in construction or design is reserved. As far as we refer in our documents to part numbers of the vehicle makers, this is for comparison purposes only. The use of such information on invoices to the vehicle owner is not admissible.

The multitude of car models and spare parts from numerous vehicle manufacturers do not always allow an exact allocation. Therefore please pay attention to the corresponding remarks and spare part descriptions. Please therefore pay attention to the corresponding comments and spare parts descriptions.

Utilisation du catalogue C3

Groupes de produit		Type de véhicule	Date de montage (du/au)		Référence ATE	Remarque (référence)				
Essieu avant/arrière	No. de châssis (du/au)	Remarque (véhicule)	Référence Courte	Indication						
kW										
AUDI A4 CABRIO (02-)										
	1,8 T 1,8 T Quattro 2,0 2,0 TFSI	◀ 120 ◀ 120 ◀ 96 ◀ 120	8E-55-999999 8E-55-400001	04.02 05.03 08.06 08.06	PR: 1LB,1LE PR: 1LB,1LE PR: 1LB,1LE PR: 1LB,1LE	11.3571-8522.2 11.3571-8521.2 11.0441-5704.2 11.0101-5409.2	220320 220319 250034 260035	 + ESP + ESP	D=57, - Halter D=57, - Halter Dichtungssatz Hülzensatz	ATE ATE ATE ATE

*

**

*Groupes de produit

	Servo-frein		Tambour de frein
	Maître cylindre		Kit d'origine ATE TopKit d'origine ATE
	Réservoir		Mâchoires de frein à tambour pour frein à main
	Etrier de frein		Câble de frein à main
	Plaquettes de frein		Correcteur de freinage
	Disque de frein ATE PowerDisc		Emetteur d'embrayage
	Flexible de frein		Récepteur d'embrayage
	Capteur ABS		Flexible d'embrayage
	Cylindre de roue		Câble d'embrayage
	Mâchoires de frein à tambour		

**Direction

- ◀ Conduite à gauche
- ▶ Conduite à droite

****Fabricant

ATE	Continental Teves (ATE)
AKE	Akebono
AP	AP Lockheed
BDX	Bendix
BOS	Bosch
BRE	Brembo
CIT	Citroën
DEL	Delco
FI	Fiat
FTE	FTE Automotive
LUC	Lucas (TRW)
PER	Perrot
SUM	Sumitomo
TOK	Tokico
VW	Volkswagen

***Positionnement
























- ↖ avant
- ↙ arrière
- ↗ gauche
- ↘ droite
- ◻ avant gauche
- ◻ arrière gauche
- ◻ avant droite
- ◻ arrière droite
- ◻ milieu
- ◻ en haut
- ◻ en bas
- ◻ essieu avant
- ◻ essieu avant gauche
- ◻ essieu avant droite
- ◻ essieu arrière
- ◻ essieu arrière gauche
- ◻ essieu arrière droite

Toutes positions vues en position de conduite

Abréviations

-	Sauf / sans	L=	Longueur
+	Avec / seulement / pour	Nz	Récepteur d'embrayage
AUT	Ajustage Automatique	PD	PowerDisc
B	Revêtu	Rz	Cylindre de roue
BG	Limiteur de freinage	RzR	Cylindre de roue avec correcteur intégré
BR	Correcteur de freinage	S	Vis d'étrier / vis de fixation
BRE	Correcteur à visser	THz	Maître cylindre tandem
BRES	Jeu de correcteur à visser	V	Ventilât
BRL	Correcteur de freinage asservi à la charge	WE	Dispositif d'avertissement
D=	Diamètre	WK	Témoin d'usure
Gz	Emmetteur ,embrayage	Zub	Accessoires
HEB	Levier		
HZ	Maître cylindre		
L	Allié / carbonise		

Explications des références

		RÉF. COURTE					
	03.6199-xxxx.4 → 03.61dy-xxxx.4 → 03.67dy-xxxx.4 → 03.68dy-xxxx.4 → 03.69dy-xxxx.4 → 03.77dy-xxxx.4 → 03.78dy-xxxx.4 → 03.78dy-xxxx.4 → 03.78dy-xxxx.4 → 03.78dy-xxxx.4 → 03.78dy-xxxx.4 → 03.78dy-xxxx.4 →	30nnnn 30nnnn 30nnnn 30nnnn 30nnnn 30nnnn 30nnnn 30nnnn 30nnnn 30nnnn 30nnnn 30nnnn	Servo-frein T50 T51 T52/3 T52 T53 T52/4 T52/4 T52/4Z T52/5 T52/5Z T55/1 T55/1Z	  	24.02dd-dxxx.x → 230/231×47 ▲ 03.27dd-xxxx.3 → ▲ 03.32dd-xxxx.3 → 03.040x-xxdd.2 → 03.0470-xxdd.2 → 03.0137-0xxx.2 → 03.0137-9xxx.2 → 185×31 AUT HEB Zub 03.0420-xxdd.3 → 03.0520-xxdd.3 → 03.0137-0xxx.2 → 03.0137-9xxx.2 → 185×31 AUT HEB Zub 24.3727-xxxx.2 → ■ 83.5yx-LLLL.3 → ■ 83.6yx-LLLL.3 → ■ 83.7yx-LLLL.3 → 03.60xx-xxxx.3 → 03.65xx-xxxx.3 → 03.0101-xxxx.2 → 35/3 braun (4) ▲ 03.24dd-xxxx.3 → 03.0350-ddxx.2 → ▲ 03.25dd-xxxx.3 → 03.0450-ddxx.2 → 24.3728-xxxx.2 → 24.07xx-xxxx.x →	48nnnn 230/231×47 02nnnn 02nnnn 06nnnn 06nnnn 650xxx 669xxx 68xxdd 69xxdd 650xxx 669xxx 58xxxx 33nnnn 33nnnn 33nnnn 32nnnn 32nnnn 32nnnn 03nnnn 07ddxx 04nnnn 08ddxx 59xxxx 36nnnn	Tambours de frein (p.ex. 24.0223-0: Ø=230) Diamètre / diamètre max. x largeur Cylindre de roue borgne Cylindre de roue Néc. de réparation (avec pistons) Jeu de joints (sans pistons) Mâchoires de frein à tambour Accessoires pour mâchoires de frein Diamètre x largeur avec ajustage automatique avec levier avec accessoires Kit d'origine ATE TopKit d'origine ATE (cylindre de roue + mâchoires de frein à tambour + lot de montage) dd = dimension nominal cylindre de roue Frein à main (mâchoires de frein à tambour) Lot de montage Diamètre x largeur avec ajustage automatique avec levier avec accessoires Câble de frein à main Flexible de frein-/d'embrayages Flexible de frein-/d'embrayages Flexible de frein-/d'embrayages y = 1: Raccordement 1x femelle/1x mâle y = 2: Raccordement 2x femelle y = 3: Raccordement 2x mâle Correcteur de freinage (BR) Limiteur de freinage (BG) Correcteur à visser (BRE) Correcteur de freinage asservi à la charge (BRL) Jeu de correcteur à visser (BRES) Indice, repère de couleur (nombre de raccords) Emetteur d'embrayage (p. ex. 03.2419-: Ø=19,05) Jeu de joints Récepteur d'embrayage (e.g. 03.2525-: Ø=25,40) Jeu de joints Câble d'embrayage Capteur de roue
	▲ 03.20dd-xxxx.3 → ▲ 03.21dd-xxxx.3 → ▲ 03.23dd-xxxx.3 → ▲ 03.31dd-xxxx.3 → 03.0370-xxdd.2 →	01nnnn 01nnnn 01nnnn 01nnnn 05xxdd	Maître cylindre tandem étagé Maître cylindre tandem Maître cylindre étagé Maître cylindre simple circuit (p.ex. 03.2122-: Ø=22,20) Néc. de réparation				
	03.3508-xxxx.x → 03.3509-xxxx.x → 03.3558-xxxx.x → 03.0101-xxxx.2 →	31nnnn 31nnnn 31nnnn 39nnnn	Réservoir Réservoir Réservoir Néc. de réparation				
	▲ 11.3ddx-xxxx.2 → 11.9ddx-xxxx.2 → ▲ 13.2ddx-xxxx.2 → ▲ 13.4ddx-xxxx.2 → 13.9ddx-xxxx.2 → 24.3ddx-xxxx.5 → 11.0441-ddxx.2 → 13.0441-ddxx.2 → 11.0230-xxxx.2 → 24.0101-xxxx.2 → ▲ 11.0101-xxxx.2 → 11.8116-xxxx.1 →	22nnnn 22nnnn 21nnnn 21nnnn 21nnnn 24nnnn 25nnnn 25nnnn 26nnnn 26nnnn 26nnnn 39nnnn	Etrier à griffe Etrier à griffe Etrier à 2 pistons Etrier à 4 pistons Etrier fixe Etrier à griffe de réchange Jeu de joints Jeu de joints Jeu de supports d'étriers à griffe (support, jeu de douilles de guidage, boulon de guidage) Accessoires pour étriers de frein (jeu de douilles de guidage, boulon de guidage) Jeu de douilles de guidage Ressort à retenu				
	13.0460-xxxx.2 → 13.0460-0xxx.2 → 24.8190-xxxx.2 → 20034 15,0 + WE WK S Zub	60xxxx 610xxx 62xxxx	Plaquette de frein Accessoires pour jeux de garnitures Témoin d'usure Code no. de WVA/épaisseur autres no. de WVA voir annexe Dispositif d'avertissement avec témoin d'usure avec vis d'étrier avec accessoires				
Les jeux de plaquettes sont homologués par le Ministère allemand des transports (ABE) ou sont conformes aux normes ECE-R 90 ou ils proviennent de la même production et sont sujet à la même procédure qualité que ceux produits pour le constructeur.							
	24.01dd-xxxx.x → 24.03dd-xxxx.x → 284 22 20 V L PD B V L S PD	4ddxxx 5ddxxx	Disques de frein ATE PowerDisc dd = épaisseur (p.ex. 24.0322- : épaisseur = 22) Diamètre/épaisseur/épaisseur minimum Revêtu ventilé allié/carbonisé Vis de fixation ATE PowerDisc	  			

nnnn = Les quatre derniers chiffres correspondent à un ordre numérique.










dd = Dimension nominale

▲ Le préfixe de ces familles de produit peut également être 03. ou 24.

■ Le préfixe de ces familles de produit peut également être 03., 24. ou 83.

Toute reproduction totale ou partielle de ce catalogue est interdite sauf notre autorisation préalable. Une demande de dommages et intérêts qui se baserait ou aurait pour objet un renseignement donné par le présent catalogue ne saurait être retenue. Nous nous réservons le droit de modifier les spécifications de nos produits sans préavis et, si cela est nécessaire, pour assurer les performances optimales de nos gammes de produits. Les références constructeurs fournies dans le présent catalogue sont données seulement à titre indicatif. L'utilisation de telles informations dans les factures d'un détenteur de véhicule n'est pas admise.

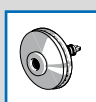
La diversité des modèles et des pièces de rechange ne permet pas toujours une affectation correcte. Par conséquent nous vous prions de bien vouloir tenir compte des observations et des descriptions contenues dans ce catalogue.

Grupo de producto		Modelo	periodo de montaje (desde/hasta)		Referencias ATE		Indicaciones (repuesto)	
Eje delantero-/ trasero	Número de chasis (desde/hasta)	Indicaciones (vehículo)	Referencia corta	Información adicional				
kW								
AUDI A4 CABRIO (02-)								
								
1,8 T	120	8E-55-999999	04.02	PR: 1LB,1LE	11.3571-8522.2	220320	+ ESP	D=57, - Halter ATE
1,8 T Quattro	120		05.03	PR: 1LB,1LE	11.3571-8521.2	220319	+ ESP	D=57, - Halter ATE
2,0	96		05.04	PR: 1LB,1LE	11.0441-5704.2	250034		Dichtungssatz ATE
2,0 TFSI	120	8E-55-400001	08.06	PR: 1LB,1LE	11.0101-5409.2	260035		Hülsensatz ATE

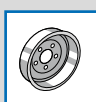
*

**

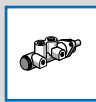
*Grupo de producto



Servofreno



Tambores de freno



Cilindro maestro



ATE Original Kit
ATE Original TopKit



Depósito



Zapatas de freno
para freno de esta-
cionamiento (mano)



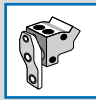
Pinza de freno



Cable de freno
de mano



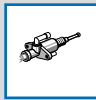
Pastillas



Corrector
de frenado



Disco de freno
ATE PowerDisc



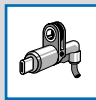
Cilindro transmisor
de embrague



Tubo flexible de freno



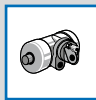
Cilindro receptor
de embrague



Sensor de rueda



Cables de embrague



Cilindro de rueda



Cable de embrague



Zapatas de freno

**Dirección

- ◀ Volante a la izquierda
- ▶ Volante a la derecha

***Fabricante

ATE	Continental Teves (ATE)
AKE	Akebono
AP	AP Lockheed
BDX	Bendix
BOS	Bosch
BRE	Brembo
CIT	Citroën
DEL	Delco
FI	Fiat
FTE	FTE Automotive
LUC	Lucas (TRW)
PER	Perrot
SUM	Sumitomo
TOK	Tokico
VW	Volkswagen

***Posición de montaje
























- ⬆ adelante
- ⬇ atrás
- ⬅ izquierda
- ➡ derecha
- ⬆ izquierda arriba
- ⬇ izquierda abajo
- ⬅ derecha arriba
- ➡ derecha abajo
- ◻ medio
- ⬆ arriba
- ⬇ abajo
- ⬅ eje delantero
- ➡ izquierda adelante
- ⬆ derecha adelante
- ⬇ eje trasero
- ⬅ izquierda atrás
- ➡ derecha atrás

Todas las indicaciones de posición se refieren siempre al sentido de la marcha.

Abreviaturas

-	Sin / no	L=	Largo
+	Con / solo / para	Nz	Cilindro receptor de embrague
AUT	Reajuste automático	PD	PowerDisc
B	Recubierto	Rz	Cilindro de rueda
BG	Limitador de frenado	RzR	Cilindro de rueda con regulador integrado
BR	Corrector de frenado	S	Tornillo para pinza / tornillo querrija
BRE	Regulador de rosca	THz	Cilindro maestro tándem
BRES	Juego regulador de rosca	V	Ventilado
BRL	Corrector de frenado dependiente de carga	WE	Dispositivo de desgaste
D=	Diámetro	WK	Contactode desgaste
Gz	Cilindro transmisor de embrague	Zub	Accesorios
HEB	Palanca		
HZ	Cilindro maestro		
L	Aleación especial		

Información artículos

		NUEVA REFER.				NUEVA REFER.	
	03.6199-xxxx.4 → 03.61dy-xxxx.4 → 03.67dy-xxxx.4 → 03.68dy-xxxx.4 → 03.69dy-xxxx.4 → 03.77dy-xxxx.4 →	30nnnn 30nnnn 30nnnn 30nnnn 30nnnn 30nnnn	Refuerzo de la presión de frenada T50 T51 T52/3 T52 T53 T52/4		24.02dd-dxxx.x → 230/231×47	48nnnn	Tambores de freno (p. ej. 24.0223-0: Ø=230) Diámetro / diámetro max. x ancho
	03.78dy-xxxx.4 → 03.78dy-xxxx.4 → 03.78dy-xxxx.4 → 03.78dy-xxxx.4 → 03.78dy-xxxx.4 → 03.78dy-xxxx.4 →	30nnnn 30nnnn 30nnnn 30nnnn 30nnnn 30nnnn	T52/4 T52/4Z T52/5 T52/5Z T55/1 T55/1Z		▲ 03.27dd-xxxx.3 → ▲ 03.32dd-xxxx.3 → 03.040x-xxdd.2 → 03.0470-xxdd.2 →	02nnnn 02nnnn 06nnnn 06nnnn	Cilindro de rueda de un pistón Cilindro de rueda Juego de reparación (con pistón) Juego de reparación de juntas (sin pistón)
	03.3508-xxxx.x → 03.3509-xxxx.x → 03.3558-xxxx.x → 03.0101-xxxx.2 →	31nnnn 31nnnn 31nnnn 39nnnn	Depósito Depósito Depósito Juego de reparación		03.0137-0xxx.2 → 03.0137-9xxx.2 →	650xxx 669xxx	Zapatas de freno Accesorios para zapatas de freno Diámetro x ancho con reajuste automático con palanca con accesorios
	▲ 03.20dd-xxxx.3 → ▲ 03.21dd-xxxx.3 → ▲ 03.23dd-xxxx.3 → ▲ 03.31dd-xxxx.3 → 03.0370-xxdd.2 →	01nnnn 01nnnn 01nnnn 01nnnn 05xxdd	Cilindro maestro escalonado tándem Cilindro maestro tándem Cilindro escalonado maestro Cilindro maestro (p. ej. 03.2122-: Ø=22,20) Juego de reparación		03.0420-xxdd.3 → 03.0520-xxdd.3 →	68xxdd 69xxdd	Kit original ATE TopKit original ATE (juego de piezas de freno) (Cilindros de rueda + zapatas de freno + juego de montaje) dd = medida interior del cilindro de rueda
	▲ 11.3ddx-xxxx.2 → 11.9ddx-xxxx.2 → ▲ 13.2ddx-xxxx.2 → ▲ 13.4ddx-xxxx.2 → 13.9ddx-xxxx.2 → 24.3ddx-xxxx.5 → 11.0441-ddxx.2 → 13.0441-ddxx.2 → 11.0230-xxxx.2 → 24.0101-xxxx.2 → ▲ 11.0101-xxxx.2 → 11.8116-xxxx.1 →	22nnnn 22nnnn 21nnnn 21nnnn 21nnnn 24nnnn 25nnnn 25nnnn 26nnnn 26nnnn 26nnnn 39nnnn	Pinza de puño Pinza de puño Pinza fija 2-cilindros Pinza fija 4-cilindros Pinza fija Pinza de puño refabricada Juego de reparación de juntas Juego de reparación de juntas Juego de soportes de pinza de puño (soporte, juego de casquillos corredizos, perno de guía) Accesorios para pinza de freno (juego de casquillos corredizos, perno de guía) Juego casquillos corredizos Muelle de sujeción		03.0137-0xxx.2 → 03.0137-9xxx.2 →	650xxx 669xxx	Freno de mano (zapatas de freno) Juego de montaje Diámetro x ancho con reajuste automático con palanca con accesorios
	▲ 11.3ddx-xxxx.2 → 11.9ddx-xxxx.2 → ▲ 13.2ddx-xxxx.2 → ▲ 13.4ddx-xxxx.2 → 13.9ddx-xxxx.2 → 24.3ddx-xxxx.5 → 11.0441-ddxx.2 → 13.0441-ddxx.2 → 11.0230-xxxx.2 → 24.0101-xxxx.2 → ▲ 11.0101-xxxx.2 → 11.8116-xxxx.1 →	22nnnn 22nnnn 21nnnn 21nnnn 21nnnn 24nnnn 25nnnn 25nnnn 26nnnn 26nnnn 26nnnn 39nnnn	Pinza de puño Pinza de puño Pinza fija 2-cilindros Pinza fija 4-cilindros Pinza fija Pinza de puño refabricada Juego de reparación de juntas Juego de reparación de juntas Juego de soportes de pinza de puño (soporte, juego de casquillos corredizos, perno de guía) Accesorios para pinza de freno (juego de casquillos corredizos, perno de guía) Juego casquillos corredizos Muelle de sujeción		24.3727-xxxx.2 →	58xxxx	Cable de freno mano
	13.0460-xxxx.2 → 13.0460-0xxx.2 → 24.8190-xxxx.2 → 20034 15,0 + WE WK S Zub	60xxxx 610xxx 62xxxx No. WVA/espesor para otros números WVA, véase suplemento Dispositivo de desgaste con contacto de desgaste con tornillo para pinza con accesorios	Pastilla de freno Accesorios para juego de pastillas Contacto de desgaste		83.5yxx-LLLL.3 → 83.6yxx-LLLL.3 → 83.7yxx-LLLL.3 →	33nnnn 33nnnn 33nnnn	Tubo flexible de freno-/embrague Tubo flexible de freno-/embrague Tubo flexible de freno-/embrague y = 1: Roscas 1× interior/1× exterior y = 2: Roscas 2× interior y = 3: Roscas 2× exterior
	24.01dd-xxxx.x → 24.03dd-xxxx.x →	4ddxxx 5ddxxx	Disco de freno ATE PowerDisc dd = espesor (p.ex. 24.0322 : espesor = 22)		03.60xx-xxxx.3 → 03.65xx-xxxx.3 → 03.0101-xxxx.2 → 35/3 marrón (4)	32nnnn 32nnnn 32nnnn	Corrector de frenado (BR) Limitador de frenado (BG) Regulador de rosca (BRE) Corrector de frenado dependiente de la carga (BRL) Juego de reguladores de rosca (BRES) Característica / marcación de color (número de conexiones)
	284 22 20 V L PD B V L S PD		Diámetro / espesor / grosor mínimo Recubierta ventilado aleación especial Tornillo para pinza ATE PowerDisc		▲ 03.24dd-xxxx.3 → 03.0350-ddxx.2 →	03nnnn 07ddxx	Cilindro transmisor de embrague (p.ej. 03.2419-: Ø=19,05) Juego de reparación de juntas
					▲ 03.25dd-xxxx.3 → 03.0450-ddxx.2 →	04nnnn 08ddxx	Cilindro receptor de embrague (e.ej. 03.2525-: Ø=25,40) Juego de reparación de juntas
					24.3728-xxxx.2 →	59xxxx	Cable de embrague
					24.07xx-xxxx.x →	36nnnn	Sensor de rueda

nnnn = Las cuatro últimas cifras son números correlativos.

dd = Medida nominal

▲ También posible el 24. en caso del mismo sistema de numeración.

■ También posible el 03. y 24. en caso del mismo sistema de numeración de numeración.

Sólo se permite la reproducción total o parcial con nuestra autorización. No se atenderán reclamaciones motivadas por los datos contenidos en este catálogo. Quedan reservados los derechos de modificaciones en la construcción. Si en nuestros documentos hacemos referencia a números de piezas de recambio de los constructores de vehículos, esto únicamente es para establecer una comparación. No está permitido el uso de datos de este tipo en las facturas emitidas al propietario del vehículo.

La variedad de modelos y de piezas de recambio de algunos constructores de vehículos no permite siempre una distribución exacta. Por este motivo, por favor fíjese atentamente en las observaciones y descripciones de las piezas de recambio detalladas en el catálogo.

ATE Classic Anfrage



Datum : *

Continental Aftermarket GmbH
Guerickestraße 7
60488 Frankfurt a. M.

Telefax: 0049 (0) 69 7603-4830

www.ate-classic.de

Kontaktdaten :

Firma :

Name : *

Vorname :

Straße und Nr : *

PLZ : *

Ort : *

Land : *

E-Mail :

Telefon : *

Telefax :

Fahrzeugdaten :

Marke - Modell :

Typ :

Hubraum cc :

Kraftstoff :

Baujahr :

Leistung : PS KW

KBA Zu 2 : Zu 3 :

Lenkungsseite :

Produktdaten:

	Artikel 1	Artikel 2	Artikel 3	Artikel 4
Produktbezeichnung : *				
ATE-Nummer :				
sonstige Referenz Nr.:				
Einbauseite :				
Einbauposition :				
Menge : *				
Bemerkung :				

Ihre Nachricht an uns:

* Pflichtfelder

Um Rückfragen zu vermeiden, füllen Sie bitte möglichst alle Felder aus.

ATE Classic Request



Date : *

Continental Aftermarket GmbH
 Guerickestraße 7
 60488 Frankfurt a. M.
 Germany
 Telefax: 0049 (0) 69 7603-4830

Contact data :

Company :

Surname : *

First name :

Street and No. : *

Post (Zip) Code : *

City : *

Country : *

E-Mail :

Telephone : *

Telefax :

www.ate-classic.de

Vehicle data :

Make - Model :

Type :

Engine displ. cc :

Fuel :

Year :

Performance HP KW

Steering side :

Product data:

	Article 1	Article 2	Article 3	Article 4
Productname : *				
ATE-Number :				
Other reference No.				
Install. Pos. left- right :				
Install. Pos. front-rear :				
Quantity : *				
Comment :				

Your message to us :

* Mandatory fields
 To avoid callbacks, please fill all possible fields.



ATE – A Trademark of the Continental Corporation

Continental Aftermarket GmbH

Postfach 90 01 20 · D-60441 Frankfurt am Main · Germany
Tel. +49 (0) 69 7603-1 · Fax +49 (0) 69 761061

Continental Automotive Trading Italia S.r.l.

Aftermarket ATE
Via Vialba, 50 · I-20026 Novate Milanese (Mi)
Tel. +39 02 35680 388 · Fax +39 02 35680 325
www.ate-freni.it

Continental Teves France SNC

Aftermarket
Parc Ariane, Bâtiment Vénus
Rue Hélène Boucher · F-78280 Guyancourt
Tél. +33 (0)1 39 44 10 30 · Fax +33 (0)1 39 44 10 40
www.ate-freinage.fr

Continental Automotive Spain, S.A.

Aftermarket ATE
C/ Sepúlveda, 11 · E-28108 Alcobendas (Madrid)
Phone +34 (0)91 126 6934 · Fax +34 (0)91 657 2149
www.frenos-ate.es

www.ate.de
www.ate-classic.de

