

2018

# Trommelbremsen Drum Brakes



Trommelbremsen Drum Brakes  
Bremsen-Ersatzteilprogramm Brake Parts Program



2018

Bremsen-Ersatzteilprogramm

Brake Parts Program



Brakethrough Technology



## Erstklassig First-class

### Besser ist besser

Wenn es um Qualität geht, genügt uns ein „sehr gut“ noch lange nicht. Wir erfüllen hohe Ansprüche an das Qualitätsmanagement und die europäische Sicherheitsnorm ECE-R90 wird von ATE sogar übertroffen. Zudem führen wir zahlreiche zusätzliche Tests durch, unter anderem zu Verschleiß und Wärmeleistung.

Auch Nachhaltigkeit ist uns wichtig: Wir stellen die Mischungen für ATE Bremsbeläge auf kupferfreie Materialien um und setzen bei ATE Ceramic auf geringen Abrieb. Nutzen ausschließlich umweltfreundliches Material für die Beschichtung von Bremsscheiben. Und bereiten Produkte wie Bremsattel wieder auf.

### Better is better

When it comes to quality, “very good” is simply not good enough for us. We meet high standards of quality management – and ATE even exceeds the European safety standard ECE-R90. We also perform many additional tests, including wear and thermal performance.

Sustainability is also important to us: we convert the compounds for ATE brake pads to copperfree materials and opt for low abrasion with ATE Ceramic. We only use environmentally friendly material for the coating of brake discs – and we remanufacture products like brake callipers.

## Original? Mit Sicherheit

Qualität ist für uns nicht nur während der Produktentwicklung und vor der Auslieferung ein Thema. Nach dem Kauf können Sie jederzeit überprüfen, ob Sie ein Original ATE Produkt vor sich haben – über ein zweistufiges Sicherheitsetikett.

Die erste Stufe ist der tesa Priospot®. Hier wurden die Merkmale des tesa Holospot® – der nach wie vor höchste Sicherheit bietet – noch weiter entwickelt. Die fälschungssichere Holografie-Technik mit verschiedenen Prüf- und Sicherheitsmechanismen schützt sogar das Etikett selbst vor Nachahmern.

Die zweite Stufe ist ein DataMatrix-Code, kurz MAPP-Code. Dessen letzte vier Ziffern werden auch im Holospot® bzw. Priospot® dargestellt – für ein Höchstmaß an Sicherheit.

Der Code kann per Scanner oder durch manuelle Eingabe auf der ATE Website überprüft werden und zeigt sofort an, ob es sich bei dem Produkt um ein Originalteil handelt. In Verbindung mit entsprechender Software wie der ATE App ist auch die Abfrage per Smartphone möglich.



Mehrstufiges ATE Sicherheits-etikett mit DataMatrix-Code (Mitte) und Tesa Priospot® (oben rechts).

Multi-stage ATE security label with Data Matrix code (centre) and tesa Priospot® (top right).

Zur Online-Abfrage und zum App-Download:  
[www.ate.de/original](http://www.ate.de/original)

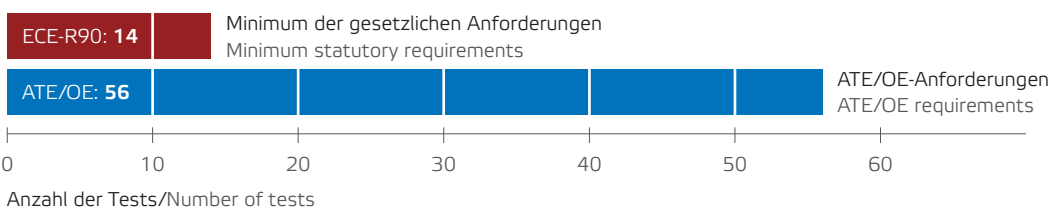
To online verification and app download:  
[www.ate-brakes.com/original](http://www.ate-brakes.com/original)



Wir engagieren uns bei MAPP –  
Manufacturers against Product Piracy.

We are committed to MAPP –  
Manufacturers against Product Piracy.

## Einfach mehr Tests: ATE Bremsbeläge More tests: ATE brake pads



# Bremsbeläge

## Eine Klasse für sich

### Brake pads

### A class of their own

#### ATE Original Bremsbeläge

Andere Hersteller nutzen für Bremsbeläge zehn verschiedene Belagmischungen. Bei uns sind es mehr als 150 und unsere internen Tests sind weit strenger, als es die gesetzlichen Bestimmungen erfordern. So bieten wir für jeden Fahrzeugtyp den optimalen Bremsbelag – mit 98 Prozent Abdeckung in Europa, und das überwiegend mit Original-Erstausrüster-Mischungen. Dabei können sich die Autofahrer auf maximale Sicherheit ebenso verlassen wie auf maximalen Komfort. Es gibt eben nur ein Original.

#### ATE Original brake pads

Other manufacturers use ten different compounds for their brake pads. We use more than 150 – and our internal tests are far more stringent than required by the regulations. That's why we offer the optimum brake pad for every type of vehicle – with 98 per cent coverage in Europe, mainly with original equipment manufacturer compounds. So motorists can rely on maximum safety and maximum comfort. There is only one original.

#### ATE Ceramic Bremsbeläge

Wirklich eine saubere Sache. Durch die innovative Belagmischung entsteht bei ATE Ceramic Bremsbelägen nur sehr wenig Abrieb, der zudem kaum haftet. Deshalb setzt sich praktisch kein Bremsstaub ab und schöne Felgen behalten viel länger ihren Glanz. Ceramic Bremsbeläge sind so sicher wie ein konventioneller Belag, besonders langlebig und ideal in Kombination mit den beschichteten ATE Bremsscheiben. Und es gibt noch einen weiteren Vorteil: Sie lassen sich ganz einfach statt der üblichen Bremsbeläge einbauen.

#### ATE Ceramic brake pads

A clean solution. The innovative ATE Ceramic formula produces very few abraded particles, and they have hardly any adhesive characteristics. This means that hardly any brake dust settles and shiny wheel rims retain their lustre much longer. Ceramic brake pads are as safe as conventional pads, are particularly durable and ideal when used in combination with the coated ATE brake discs. Yet another advantage? They can be easily installed instead of the usual brake pads.

Auf unserer Website [www.ate.de/originalbelag](http://www.ate.de/originalbelag) können Sie sich näher informieren.

Learn more on our website at [www.ate-brakes.com/originalpad](http://www.ate-brakes.com/originalpad)

Auf unserer Website [www.ate.de/ceramic](http://www.ate.de/ceramic) erfahren Sie mehr.

Learn more on our website at [www.ate-brakes.com/ceramic](http://www.ate-brakes.com/ceramic)



## Bremsverhalten von Original ATE Bremsbelägen

### Braking behaviour of ATE Original brake pads

**Reibwert beim ersten Einbremsen der Beläge**  
Coefficient of friction at first application of the pads



**Reibwert bei kaltem Bremssystem**  
Coefficient of friction with cold braking system



**Reibwert beim Herunterbremsen aus hohen Geschwindigkeiten**  
Coefficient of friction when slowing from high speeds



**Reibwert, wenn zum ersten Mal im Hochtemperaturbereich gebremst wird**  
Coefficient of friction when first used at high temperature



■ ATE Original Bremsbeläge / ATE Original brake pads  
■ Standardbelag eines Wettbewerbers / Competitor's standard brake pads



# Bremsscheiben Für jeden Anspruch die Richtige

Brake discs

The right one for every requirement

Die Details zur ATE Bremsscheiben finden Sie auf unserer Website  
[www.ate.de/produkte/scheibenbremsen/original-ate-bremsscheiben](http://www.ate.de/produkte/scheibenbremsen/original-ate-bremsscheiben)

You'll find more details about the ATE brake discs on our website at  
[www.ate.de/produkte/scheibenbremsen/original-ate-bremsscheiben](http://www.ate.de/produkte/scheibenbremsen/original-ate-bremsscheiben)





## Alles für die optimale Bremsleistung

Es gibt so viele unterschiedliche Fahrzeugmodelle und Anforderungen – ATE hat für jeden Bedarf die richtigen Bremscheiben. Präzise gefertigt aus hervorragenden Erstausrüster-Materialien und in einer Qualität, die die ECE-R90-Norm schon heute im nahezu gesamten Portfolio übertrifft. Besser gehts nicht.

## Original ATE Bremscheiben

In Original ATE Bremscheiben stecken durchdachte Technologie, hochwertige Materialien und unser ganzes Know-how. Sie entsprechen genau den Bremscheiben, die vom Hersteller verbaut wurden: Ob glatt, gelocht oder genutet, hochgekohlt, einteilig, gestiftet oder genietet, mit oder ohne Radlager – wir haben immer die passende Lösung für sicheres und komfortables Bremsen. Und auch den passenden Belag dazu. Eine gute Kombination sind zum Beispiel beschichtete Bremscheiben und die staubarmen ATE Ceramic Bremsbeläge oder natürlich unsere Original Bremsbeläge. Die Original ATE Bremscheiben sind mit 98 Prozent Abdeckung in Europa verfügbar und auch – wenn der Fahrzeughersteller es vorgibt – mit Befestigungsschrauben erhältlich.

## Everything for optimal braking performance

There are so many different vehicle models and requirements – and ATE has the right brake disc for each one. Precisely manufactured from excellent OEM materials, the quality of which already surpasses the ECE-R90 standard throughout most of our portfolio. It just couldn't get any better.

## Original ATE brake discs

ATE brake discs are packed full of sophisticated technology, high-quality materials and our entire expertise. They correspond exactly to the brake discs originally installed by the manufacturer. Whether smooth, perforated or grooved, high-carbon, one-piece, pinned or riveted and with or without wheel bearings – we always have the right solution for safe and comfortable braking. With the matching brake pad too. One good combination, for example – our coated brake discs and the low-dust ATE Ceramic brake pads, or our Original brake pads of course. Original ATE brake discs are available in 98 per cent of European countries and are also available with wheel bearings or – if prescribed by the vehicle manufacturer – with fixing screws.



**ATE PowerDisc**  
ATE PowerDisc



**Beschichtete Bremscheibe mit Befestigungsschrauben**  
Coated brake disc with fixing screws



**Beschichtete zweiteilige Bremscheibe**  
Coated two-piece brake disc



**Bremscheibe mit Radlager**  
Brake discs with wheel



# Mehr als sicher More than safe

## Bremsflüssigkeiten

ATE hat für jedes Fahrzeugmodell und jede Fahrweise die optimale Bremsflüssigkeit. Und alle lassen die gesetzlichen und technischen Standards weit hinter sich. Das Highlight für elektronische Bremssysteme: ATE SL.6. Die dünnflüssige Textur sorgt bei Niedrigtemperaturen für eine schnelle Reaktion von ABS oder ESP® – und so für höchste Sicherheit.

## Brake fluids

ATE has the optimal brake fluid for every vehicle model and every driving style – and all our fluids leave the legal and technical standards far behind. Our highlight for electronic braking systems – the ATE SL.6. The low-viscosity texture ensures a quick response from ABS or ESP® at low temperatures, guaranteeing maximum safety.

## Die Eigenschaften von ATE Bremsflüssigkeiten

### The properties of ATE brake fluids

	Siedepunkt Boiling point	Nass-Siedepunkt Wet boiling point	Viskosität bei -40°C Viscosity at -40°C	Wechselintervall Replacement interval
<b>ATE G DOT 3</b>	min. 245°C	min. 150°C	max. 1.500 mm <sup>2</sup> /s max. 1,500 mm <sup>2</sup> /s	bis 1 Jahr up to 1 year
<b>ATE SL DOT 4</b>	min. 260°C	min. 165°C	max. 1.400 mm <sup>2</sup> /s max. 1,400 mm <sup>2</sup> /s	bis 1 Jahr up to 1 year
<b>ATE SL.6 DOT 4</b> Ideal für/Ideal for ESP®, ABS, ASR	min. 265°C	min. 175°C	max. 700 mm <sup>2</sup> /s	bis 2 Jahre up to 2 years
<b>ATE TYP 200 DOT 4</b> New Racing Quality	min. 280°C	min. 198°C	max. 1.400 mm <sup>2</sup> /s max. 1,400 mm <sup>2</sup> /s	bis 3 Jahre up to 3 years
<b>ATE SUPER DOT 4</b>	min. 260°C	min. 180°C	max. 1.400 mm <sup>2</sup> /s max. 1,400 mm <sup>2</sup> /s	bis 2 Jahre up to 2 years



Typ Type	ATE Sachnummer ATE partnumber	EAN-Nr. 4006633 EAN-No. 4006633	Gebinde Container size	Paletteneinheit* Pallet unit*
<b>G</b> SAE Spezifikation J1703 FMVSS §571.116/DOT 3	<b>705302</b> 03.9901-5302.2/02	10199 8	1 l	D
	<b>705303</b> 03.9901-5303.2/02	10201 8	5 l	F
größere Gebinde auf Anfrage – Bigger container sizes on demand				
<b>SL</b> SAE Spezifikation J1704 FMVSS §571.116/DOT 4	<b>705808</b> 03.9901-5808.2/02	49000 9	1/4 l	A
	<b>705801</b> 03.9901-5801.2/02	49001 6	1/2 l	B
	<b>705802</b> 03.9901-5802.2/02	49002 3	1 l	D
	<b>705803</b> 03.9901-5803.2/02	49003 0	5 l	F
	<b>705811</b> 03.9901-5811.2/02	29907 7	20 l	R
	<b>705820</b> 03.9901-5820.2/01	10824 9	30 l	H
	<b>705814</b> 03.9901-5814.2/01	10366 4	50 l	P
	<b>705805</b> 03.9901-5805.2/01	49005 4	200 l	S
<b>SL.6</b> SAE Spezifikation J1704 FMVSS §571.116/ DOT 4 ISO 4925. Klasse 6 – niedrigviskos	<b>706408</b> 03.9901-6408.2/02	22762 9	1/4 l	A
	<b>706402</b> 03.9901-6402.2/02	20746 1	1 l	D
	<b>706403</b> 03.9901-6403.2/02	20748 5	5 l	F
	<b>706411</b> 03.9901-6411.2/02	20750 8	20 l	R
	<b>706420</b> 03.9901-6420.2/02	23120 6	30 l	H
	<b>706414</b> 03.9901-6414.2/02	23005 6	50 l	P
	<b>706405</b> 03.9901-6405.2/02	23121 3	200 l	S
<b>TYP 200</b> <b>New racing quality</b> SAE Spezifikation J1704 FMVSS §571.116/DOT 4	<b>706202</b> 03.9901-6202.2/02	10825 6	1 l	D
	<b>706203</b> 03.9901-6203.2/02	12166 8	5 l	F
	<b>706220</b> 03.9901-6220.2/01	12780 6	30 l	H
	<b>706214</b> 03.9901-6214.2/01	12779 0	50 l	P
	<b>706205</b> 03.9901-6205.2/01	12778 3	200 l	S
<b>SUPER DOT 4</b> SAE Spezifikation J1704 FMVSS §571.116/DOT 4	<b>706003</b> 03.9901-6003.2/02	06249 7	5 l	F
	<b>706020</b> 03.9901-6020.2/01	14544 2	30 l	H
	<b>706005</b> 03.9901-6005.2/01	07769 9	200 l	S
<b>ATE Bremszylinder-Paste</b> ATE Brake Cylinder Paste	<b>700009</b> 03.9902-05XX.2/02	13536 8	180 g	L
	<b>700010</b> 03.9902-0503.2/01	13532 0	5 kg	K
	<b>700011</b> 03.9902-0504.2/01	13530 6	40 kg	P
<b>ATE Prüfflüssigkeit</b> ATE Testing Fluid	<b>700002</b> 03.9902-0116.2/02	10374 9	5 l	F
<b>ATE plastilube™</b>	<b>700014</b> 03.9902-1001.2/02	05176 7	35 ml	I
	<b>700015</b> 03.9902-1002.2/02	05184 2	75 ml	J
<b>ATE Leerkanne</b> ATE neutral empty container	<b>740169</b> 03.9302-1474.1/01	07782 8	25 l	S
<b>Ausgiesser für 5-l-Kanne</b> Spout for 5l container	<b>760070</b> 03.9314-5940.3/01	07786 6	1 St.	S
<b>Kannen-Auslass-Hahn für 5-l- und 20-l-Kanne</b> Tap for 5l and 20l tin	<b>760153</b> 03.9314-5960.3/02	30855 7	1 St.	S

**\*Paletteneinheit:**

A =	1.728 Kannen je Palette	(24 Kannen je Karton)
B =	1.200 Kannen je Palette	(20 Kannen je Karton)
D =	600 Kannen je Palette	(10 Kannen je Karton)
E =	360 Kannen je Palette	(10 Kannen je Karton)
F =	144 Kannen je Palette	( 4 Kannen je Karton)
G =	50 Kannen je Palette	
H =	22 Kannen je Palette	
I =	5.040 Tuben je Palette	(24 Tuben je Karton)
J =	1.728 Tuben je Palette	(12 Tuben je Karton)
K =	60 Eimer je Palette	
L =	1.800 Tuben je Palette	(40 Tuben je Karton)
M =	18 Kannen je Palette	
N =	300 Kannen je Palette	(10 Kannen je Karton)
O =	64 Kannen je Palette	( 4 Kannen je Karton)
P =	12 Kannen je Palette	
R =	36 Kannen je Palette	
S =	1 Stück	

**\*Pallet unit:**

A =	1.728 containers per pallet	(24 containers per box)
B =	1.200 containers per pallet	(20 containers per box)
D =	600 containers per pallet	(10 containers per box)
E =	360 containers per pallet	(10 containers per box)
F =	144 containers per pallet	( 4 containers per box)
G =	50 containers per pallet	
H =	22 containers per pallet	
I =	5.040 tubes per pallet	(24 tubes per box)
J =	1.728 tubes per pallet	(12 tubes per box)
K =	60 buckets per pallet	
L =	1.800 tubes per pallet	(40 tubes per box)
M =	18 containers per pallet	
N =	300 containers per pallet	(10 tubes per box)
O =	64 containers per pallet	( 4 containers per box)
P =	12 containers per pallet	
R =	36 containers per pallet	
S =	1 piece	

# Mit sicherer Hand With a steady hand

Einen Überblick über alle Geräte und Werkzeuge bietet Ihnen unser Werkzeugkatalog unter [www.ate-info.de](http://www.ate-info.de)

For an overview of all the equipment and tools, see our tool catalogue at [www.ate-info.de](http://www.ate-info.de)



## Test- und Prüfgeräte

Ob Sie Bremsflüssigkeit, Sensoren oder andere Komponenten testen: ATE Geräte und die passenden Werkzeuge sind exakt und zuverlässig – das macht die Bremsendiagnose einfacher.

## Test and inspection equipment

Whether you're testing brake fluid, sensors or other components, ATE devices and their matching tools are accurate and reliable – and that makes brake diagnosis much easier.



## Entlüftungsgeräte

Bremsen schnell und effektiv entlüften: Sie haben die Wahl unter verschiedenen Geräten für unterschiedliche Fahrzeugtypen und Bremssysteme – auch mit integrierter Absauganlage.

## Brake bleeding units

Bleeding brakes quickly and effectively: choose from different units for different vehicle models and braking systems – integrated exhaust extraction systems are also available.

## Professionelle Ausstattung

Werkzeuge und Geräte von ATE sind genau auf unsere Produkte und Services abgestimmt. Das erleichtert Ihnen die Arbeit und gibt Ihnen die Sicherheit, immer einen zuverlässigen Job zu machen. Und wenn es um Fahrzeugelektronik geht, sind VDO Ersatzteile und Services die ideale Ergänzung.

## Professional equipment

ATE tools and devices are customised to exactly match our products and services. This makes your work easier and gives you the assurance that you're doing a dependable job. When it comes to vehicle electronics, VDO spare parts and services are also the perfect additions to your equipment.



## Entsorgungsgeräte

Um gebrauchte Bremsflüssigkeit umwelt-schonend und kostengünstig zu entsorgen, muss sie zunächst sortenrein gesammelt werden. Kein Problem mit unseren Entsorgungssystemen.

## Disposal devices

To dispose of used brake fluid in an environmentally friendly and cost-effective way, it must first be sorted into different types. That's no problem with our disposal systems.



## Spezial-Werkzeuge

Bei ATE finden Sie alles, was Sie für den Einbau und die Wartung der verschiedenen Bremskomponenten brauchen – in Top-Qualität und genau auf die Anwendung abgestimmt.

## Special tools

At ATE, you'll find everything you need for the installation and maintenance of different brake components – all in top quality and exactly tailored to suit their purpose.

# Noch besser sein Be even better

## Technische Trainings für ATE

Alles, was Sie zum Thema Bremsen-  
wartung und -diagnose wissen  
müssen, anschaulich und praxis-  
orientiert vermittelt. Zum Beispiel:

- | Diagnose und Instandhaltung  
moderner Bremsanlagen
- | Direktannahme: So nutzen Sie  
Potenziale für Ihr Geschäft
- | ATE Classic Training zu Bremsen  
für Old- und Youngtimer

## Technische Trainings für VDO

In Fahrzeugen werden immer mehr  
Elektronik- und Mechatronik-Teile ver-  
baut – bleiben Sie auf dem Laufenden.  
Einige Themen:

- | Elektrische Grundlagenpraxis  
am Beispiel ATE/VDO
- | Reifendruckkontrollsysteme in  
der Werkstatt-Praxis
- | Diesel: moderne Common-Rail-  
Einspritzsysteme

## Produkt- und Verkaufstrainings

Steigern Sie Ihren Geschäftserfolg  
durch motivierte Mitarbeiter und  
neue Angebote für Ihre Kunden.  
Unter anderem mit diesen Trainings:


- | Produkttraining für aktuelle VDO  
Mehrmarken-Tester
- | Gewährleistung als geschäftliche  
Chance nutzen
- | Mitarbeiterführung und Entwicklung  
für Kfz-Betriebe

### Die Vorteile für ATE BremsenCenter

Sie nehmen an speziellen Informationsveranstaltungen und Trainings teil,  
die eigens für ATE BremsenCenter konzipiert wurden. Regelmäßige fach-  
spezifische Qualifikationen für Sie und Ihre Mitarbeiter sind kostenfrei.

### The benefits for ATE BrakeCenters

You take part in special information events and training courses that have  
been specially designed for ATE BrakeCenters. Regular training for you and  
your employees is free of charge.



Unter [www.morecontinental.com](http://www.morecontinental.com) finden Sie eine Auswahl aus dem aktuellen Trainingsprogramm.

A selection from the current training programme is available at [www.morecontinental.com](http://www.morecontinental.com)



## Technical ATE training courses

Everything you need to know about brake maintenance and diagnosis, presented clearly and with a practical emphasis. For example:

- | Diagnosis and maintenance of modern brake systems
- | Service reception bay: helping you to utilise all the potential opportunities for your business
- | ATE Classic training for vintage and classic car brakes

## Technical VDO training courses

More and more electronic and mechatronic parts are being installed in today's vehicles – stay up to date! Some topics:

- | Basic electrical practice using ATE/VDO as an example
- | Tyre pressure monitoring systems used in workshop tasks
- | Diesel: modern common-rail injection systems

## Product and sales training courses

Increase your business success through motivated employees and new offers for your customers – with these training courses (and more):

- | Product training for current VDO multibrand testers
- | Using a warranty as a business opportunity
- | Leadership and development for vehicle workshops



## DE Inhaltsverzeichnis

Neue Artikel	15
Ersetzte Artikel	19
Fahrzeugregister	21
Fahrzeugverwendungen	30
Abbildungen Trommelbremsbacken	969
Abbildungen Trommelbremsbacken Einbausätze	991
Abbildungen Bremstrommeln	1011
Technische Übersetzungen	1031

## EN Table of contents

New parts	15
Replaced parts	19
Index of vehicles	21
Applications of vehicles	30
Illustrations drum brake shoes	969
Illustration drum brake shoes installation kits	991
Illustrations brake drums	1011
Technical translations	1031

## ES Índice

Nuevas referencias	15
Referencias de sustitución	19
Índice de vehículos	21
Aplicaciones	30
Ilustraciones zapatas freno de tambor	969
Ilustraciones juegos de montaje zapatas freno de tambor	991
Ilustraciones tambores	1011
Traducciones técnicas	1031

## FR Table des matières

Nouvelles références	15
Références remplacées	19
Liste des véhicules	21
Applications	30
Illustrations Mâchoires de frein à tambour	969
Illustrations Lots de montage pour mâchoires de frein à tambour	991
Illustrations Tambours de frein	1011
Traductions techniques	1031

## IT Sommario

Codici nuovi	15
Codici sostitutivi	19
Indice autovetture	21
Applicazioni autoveicoli	30
Illustrazioni ganasce freno	969
Illustrazioni kit installazione ganasce freno	991
Illustrazioni tamburi freno	1011
Traduzioni tecniche	1031



**DE** Neue Artikel

**EN** New parts

**ES** Nuevas referencias

**FR** Nouvelles références





**IT** Codici nuovi

**2018**



# Neue Artikel

New parts - Nuevas referencias - Nouvelles références - Codici nuovi


			
03.0137-0507.2	650507 DACIA DUSTER	03.0137-3036.2	653036 DAEWOO NUBIRA Stufenheck (KLAN)
03.0137-0507.2	650507 DACIA DUSTER Kasten	03.0137-3036.2	653036 DAEWOO NUBIRA Wagon (KLAJ)
03.0137-0507.2	650507 RENAULT DUSTER (HS_)	03.0137-3036.2	653036 DAEWOO NUBIRA Wagon (KLAN)
03.0137-0513.2	650513 NISSAN NV200 / EVALIA Bus	03.0137-3036.2	653036 DAEWOO TOSCA
03.0137-0513.2	650513 NISSAN NV200 Kasten/Kombi	03.0137-3043.2	653043 SUBARU LEGACY IV (BL)
03.0137-0514.2	650514 CHEVROLET AVEO Schrägheck (T300)	03.0137-3043.2	653043 SUBARU LEGACY IV Station Wagon (BP)
03.0137-0514.2	650514 CHEVROLET AVEO Stufenheck (T300)	03.0137-3043.2	653043 SUBARU OUTBACK (BL, BP)
03.0137-0514.2	650514 CHEVROLET COBALT	03.0137-3048.2	653048 HYUNDAI GRAND SANTA FÉ
03.0137-0518.2	650518 MITSUBISHI L 200 / TRITON (KA_T, KB_T)	03.0137-3048.2	653048 HYUNDAI SANTA FÉ III (DM)
03.0137-0518.2	650518 MITSUBISHI L 200 / TRITON (KJ_, KK_, KL_)	03.0137-3048.2	653048 KIA SORENTO II (XM)
03.0137-0518.2	650518 MITSUBISHI L 200 / TRITON Pritsche/Fahrgestell (KA_T, KB_T)	03.0137-3049.2	653049 HYUNDAI GRANDEUR (HG)
03.0137-0518.2	650518 MITSUBISHI PAJERO SPORT II (KH_, KG_)	03.0137-3049.2	653049 KIA OPTIMA
03.0137-0520.2	650520 OPEL ASTRA H (L48)	03.0137-3052.2	653052 HYUNDAI SANTA FÉ II (CM)
03.0137-0520.2	650520 OPEL ASTRA H Caravan (L35)	03.0137-3052.2	653052 KIA SORENTO II (XM)
03.0137-0520.2	650520 OPEL ASTRA H GTC (L08)	03.0137-3054.2	653054 PORSCHE 718 BOXSTER (982)
03.0137-0520.2	650520 OPEL ASTRA H Kasten (L70)	03.0137-3054.2	653054 PORSCHE 911 (991)
03.0137-0520.2	650520 OPEL ASTRA H Stufenheck (L69)	03.0137-3054.2	653054 PORSCHE 911 Cabriolet (991)
03.0137-0520.2	650520 VAUXHALL ASTRA Mk V (H) CC	03.0137-3054.2	653054 PORSCHE 911 Targa (991)
03.0137-0520.2	650520 VAUXHALL ASTRA Mk V (H) Estate	03.0137-3054.2	653054 PORSCHE 918 Spyder
03.0137-0520.2	650520 VAUXHALL ASTRA Mk V (H) Sport Hatch	03.0137-3054.2	653054 PORSCHE BOXSTER (981)
03.0137-0520.2	650520 VAUXHALL ASTRAVAN Mk V (H)	03.0137-3054.2	653054 PORSCHE BOXSTER Spyder (981)
03.0137-0522.2	650522 RENAULT TWINGO II (CNO_)	03.0137-3054.2	653054 PORSCHE CAYMAN (981)
03.0137-0522.2	650522 SMART FORTWO Cabriolet (453)	03.0137-3054.2	653054 PORSCHE PANAMERA (970)
03.0137-0522.2	650522 SMART FORTWO Coupe (453)	03.0520-8019.3	698019 DACIA DUSTER
03.0137-0524.2	650524 HYUNDAI i10 (BA, IA)	03.0520-8019.3	698019 DACIA DUSTER Kasten
03.0137-0524.2	650524 HYUNDAI i10 (PA)	03.0520-8019.3	698019 RENAULT DUSTER (HS_)
03.0137-0524.2	650524 HYUNDAI i20 (PB, PBT)	03.0521-0120.3	690120 CITROËN NEMO Kasten (AA_)
03.0137-0525.2	650525 CITROËN C-ZERO	03.0521-0120.3	690120 CITROËN NEMO Kombi
03.0137-0525.2	650525 MITSUBISHI i (HA_)	03.0521-0120.3	690120 FIAT FIORINO Kasten/Kombi (225_)
03.0137-0525.2	650525 MITSUBISHI L100 / MINICAB Bus (U6_V)	03.0521-0120.3	690120 FIAT QUBO (225_)
03.0137-0525.2	650525 MITSUBISHI L100 / MINICAB Pritsche/Fahrgestell (U6_T)	03.0521-0120.3	690120 PEUGEOT BIPPER (AA_)
03.0137-0525.2	650525 PEUGEOT ION	03.0521-0120.3	690120 PEUGEOT BIPPER Tepee
03.0137-0526.2	650526 FIAT 500L (351_, 352_)	03.0521-0220.3	690220 FIAT DOBLO Cargo (223_)
03.0137-0526.2	650526 FIAT TIPO Kombi (357_)	03.0521-0220.3	690220 FIAT DOBLO Großraumlimousine (119_, 223_)
03.0137-0526.2	650526 FIAT TIPO Schrägheck (357_)	03.0521-0520.3	690112 FIAT 500 (312_)
03.0137-0526.2	650526 FIAT TIPO Stufenheck (356_)	03.0521-0520.3	690112 FIAT 500 C (312_)
03.0137-0527.2	650527 FORD ECOSPORT	03.0521-0520.3	690112 FIAT PANDA (169_)
03.0137-0528.2	650528 TOYOTA VERSO S (_P12_)	03.0521-0520.3	690112 FIAT PANDA Van (169_)
03.0137-0528.2	650528 TOYOTA YARIS (_P13_)	03.0521-0520.3	690112 FORD KA (RU8)
03.0137-0528.2	650528 TOYOTA YARIS (_P15_)	03.0521-0620.3	690111 CHRYSLER YPSILON
03.0137-0529.2	650526 SUZUKI SWIFT III (MZ, EZ)	03.0521-0620.3	690111 FIAT PANDA (312_, 319_)
03.0137-0530.2	650530 MITSUBISHI MIRAGE / SPACE STAR Schrägheck (A0_A)	03.0521-0620.3	690111 FIAT PANDA VAN (312_, 519_)
03.0137-0530.2	650530 MITSUBISHI MIRAGE Stufenheck (A1_A)	03.0521-0620.3	690111 LANCIA YPSILON (312_)
03.0137-0530.2	650530 MITSUBISHI SPACE STAR Schrägheck (A0_A)	24.0220-0048.1	480318 CHEVROLET AVEO Schrägheck (T250, T255)
03.0137-0531.2	650531 RENAULT TWINGO III (BCM_)	24.0220-0048.1	480318 CHEVROLET AVEO Stufenheck (T250, T255)
03.0137-0531.2	650531 SMART FORFOUR Schrägheck (453)	24.0220-0048.1	480318 CHEVROLET AVEO Stufenheck (T250, T255)
03.0137-3036.2	653036 CHEVROLET EPICA (KL1_)	24.0222-9701.2	480219 CITROËN C3 II
03.0137-3036.2	653036 CHEVROLET EVANDA	24.0222-9701.2	480219 CITROËN C3 III (SX)
03.0137-3036.2	653036 CHEVROLET LACETTI (J200)	24.0222-9701.2	480219 CITROËN C-ELYSEE
03.0137-3036.2	653036 CHEVROLET LACETTI Kombi (J200)	24.0222-9701.2	480219 CITROËN DS3
03.0137-3036.2	653036 CHEVROLET LACETTI Stufenheck	24.0222-9701.2	480219 CITROËN DS3 Cabriolet
03.0137-3036.2	653036 CHEVROLET NUBIRA Kombi	24.0222-9701.2	480219 DS DS 3
03.0137-3036.2	653036 CHEVROLET NUBIRA Stufenheck	24.0222-9701.2	480219 DS DS 3 Cabriolet
03.0137-3036.2	653036 DAEWOO EVANDA (KLAL)	24.0222-9701.2	480219 PEUGEOT 207 (WA_, WC_)
03.0137-3036.2	653036 DAEWOO GENTRA Stufenheck	24.0222-9701.2	480219 PEUGEOT 207 Stufenheck
03.0137-3036.2	653036 DAEWOO LACETTI Schrägheck (KLAN)	24.0222-9701.2	480219 PEUGEOT 207 SW (WK_)
03.0137-3036.2	653036 DAEWOO LACETTI Stufenheck	24.0222-9701.2	480219 PEUGEOT 207 Van
03.0137-3036.2	653036 DAEWOO LACETTI Stufenheck (J200)	24.0222-9701.2	480219 PEUGEOT 208
03.0137-3036.2	653036 DAEWOO NUBIRA (KLAJ)	24.0222-9701.2	480219 PEUGEOT 208 Kasten
03.0137-3036.2	653036 DAEWOO NUBIRA Stufenheck (KLAJ)	24.0222-9701.2	480219 PEUGEOT 301
03.0137-3036.2	653036 DAEWOO NUBIRA Stufenheck (KLAJ)	24.3215-1705.3	020596 HYUNDAI ATOS (MX)
		24.3215-1705.3	020596 HYUNDAI ATOS PRIME (MX)
		24.3215-1705.3	020596 HYUNDAI i10 (BA, IA)
		24.3215-1705.3	020596 HYUNDAI i10 (PA)
		24.3217-1739.3	020597 CITROËN C1 II





# Neue Artikel

New parts - Nuevas referencias - Nouvelles références - Codici nuovi

			
24.3217-1739.3	020597 PEUGEOT 108	24.3225-1705.3	020594 TOYOTA HIACE IV Bus (_H1_, _H2_)
24.3217-1739.3	020597 TOYOTA AYGO (_B4_)	24.3225-1705.3	020594 TOYOTA HIACE IV Kasten (LXH1_, RZH1_, LH1_)
24.3219-1770.3	020587 SUZUKI SWIFT II Stufenheck (AH, AJ)	24.3225-1705.3	020594 TOYOTA HIACE V Kasten (TRH2_, KDH2_)
24.3219-1771.3	020588 SUZUKI SWIFT II Stufenheck (AH, AJ)	24.3225-1705.3	020594 TOYOTA HILUX Pick-up
24.3220-1744.3	020578 DAIHATSU TERIOS (J1_)	24.3727-0249.2	580249 BMW 3 Gran Turismo (F34)
24.3220-1747.3	020583 CHEVROLET REZZO	24.3727-1316.2	581316 VOLVO S80 II (AS)
24.3220-1747.3	020583 DAEWOO REZZO (KLAU)	24.3727-1317.2	581317 VOLVO S80 II (AS)
24.3220-1748.3	020584 CHRYSLER VOYAGER II (ES)	24.3727-1318.2	581318 VOLVO S80 II (AS)
24.3220-1748.3	020584 JEEP CHEROKEE (XJ)	24.3727-1319.2	581319 VOLVO S80 II (AS)
24.3220-1748.3	020584 JEEP WRANGLER II (TJ)	24.3727-1957.2	581957 TOYOTA COROLLA Stufenheck (_E15_)
24.3220-1749.3	020589 FORD RANGER (TKE)	24.3727-1964.2	581964 TOYOTA RAV 4 III (_A3_)
24.3220-1750.3	020595 FORD B-MAX (JK)	24.3727-1964.2	581964 TOYOTA RAV 4 IV (_A4_)
24.3220-1750.3	020595 FORD B-MAX Van	24.3727-1965.2	581965 TOYOTA RAV 4 III (_A3_)
24.3220-1750.3	020595 FORD FOCUS III	24.3727-1965.2	581965 TOYOTA RAV 4 IV (_A4_)
24.3220-1750.3	020595 FORD FOCUS III Kasten	24.3727-2803.2	582803 RENAULT TWINGO III (BCM_)
24.3220-1750.3	020595 FORD FOCUS III Kasten/Schrägheck	24.3727-2803.2	582803 SMART FORFOUR Schrägheck (453)
24.3220-1750.3	020595 FORD FOCUS III Stufenheck	24.3727-2903.2	582903 CHEVROLET AVEO Schrägheck (T300)
24.3220-1750.3	020595 FORD FOCUS III Turnier	24.3727-2903.2	582903 CHEVROLET AVEO Stufenheck (T300)
24.3220-1751.3	020590 JEEP CHEROKEE (KJ)	24.3727-3127.2	583127 HYUNDAI i30 (GD)
24.3220-1752.3	020591 KIA SPORTAGE (K00)	24.3727-3127.2	583127 HYUNDAI i30 Coupe
24.3220-1753.3	020598 CHEVROLET SPARK (M300)	24.3727-3127.2	583127 HYUNDAI i30 CW (GD)
24.3220-1754.3	020599 FORD ECOSPORT	24.3727-3500.2	583500 OPEL ADAM
24.3222-1748.3	020600 FORD TOURNEO COURIER Kombi	24.3727-3500.2	583500 VAUXHALL ADAM
24.3222-1748.3	020600 FORD TRANSIT COURIER Kasten		
24.3222-1748.3	020600 FORD TRANSIT COURIER Kombi		
24.3223-1712.3	020571 HYUNDAI GALLOPER II (JK-01)		
24.3223-1712.3	020571 MITSUBISHI L 200 (K3_T, K2_T, K1_T, K0_T)		
24.3223-1712.3	020571 MITSUBISHI L 200 (K7_T, K6_T)		
24.3223-1712.3	020571 MITSUBISHI L 200 Pritsche/Fahrgestell (K3_T, K0_T, K1_T, K2_T)		
24.3223-1712.3	020571 MITSUBISHI L 200 Pritsche/Fahrgestell (K6_T, K7_T)		
24.3223-1712.3	020571 MITSUBISHI L 400 Bus (PD_W, PC_W, PA_V, PB_V, PA_W)		
24.3223-1712.3	020571 MITSUBISHI L 400 Kasten (PD_W, PC_W, PB_V, PA_W, PA_V)		
24.3223-1712.3	020571 MITSUBISHI PAJERO II (V3_W, V2_W, V4_W)		
24.3223-1713.3	020572 HYUNDAI GALLOPER II (JK-01)		
24.3223-1713.3	020572 MITSUBISHI L 200 (K3_T, K2_T, K1_T, K0_T)		
24.3223-1713.3	020572 MITSUBISHI L 200 (K7_T, K6_T)		
24.3223-1713.3	020572 MITSUBISHI L 200 Pritsche/Fahrgestell (K3_T, K0_T, K1_T, K2_T)		
24.3223-1713.3	020572 MITSUBISHI L 200 Pritsche/Fahrgestell (K6_T, K7_T)		
24.3223-1713.3	020572 MITSUBISHI L 400 Bus (PD_W, PC_W, PA_V, PB_V, PA_W)		
24.3223-1713.3	020572 MITSUBISHI L 400 Kasten (PD_W, PC_W, PB_V, PA_W, PA_V)		
24.3223-1713.3	020572 MITSUBISHI PAJERO II (V3_W, V2_W, V4_W)		
24.3223-1714.3	020585 SUZUKI VITARA (ET, TA)		
24.3223-1714.3	020585 SUZUKI VITARA Cabrio (ET, TA)		
24.3223-1715.3	020586 SUZUKI VITARA (ET, TA)		
24.3223-1715.3	020586 SUZUKI VITARA Cabrio (ET, TA)		
24.3223-1716.3	020592 SUZUKI VITARA (ET, TA)		
24.3223-1716.3	020592 SUZUKI VITARA Cabrio (ET, TA)		
24.3223-1717.3	020593 SUZUKI VITARA (ET, TA)		
24.3223-1717.3	020593 SUZUKI VITARA Cabrio (ET, TA)		
24.3225-1705.3	020594 TOYOTA HIACE / COMMUTER V (TRH2_, KDH2_)		
24.3225-1705.3	020594 TOYOTA HIACE III Kasten (YH7_, LH6_, LH7_, LH5_, YH5_, YH6_)		
24.3225-1705.3	020594 TOYOTA HIACE III Wagon (_H1_)		









- DE** Ersetzte Artikel
- EN** Replaced parts
- ES** Referencias de sustitución
- FR** Références remplacées
- IT** Codici sostitutivi

2018



# Ersetzte Artikel

Replaced parts - Referencias de sustitución - Références remplacées - Codici sostitutivi

 <b>Vorgänger Nr.</b> Replaced No. Codice precedente Ancienne référence Número anterior	 <b>Nachfolge Nr.</b> Replacing No. Codice nuovo Nouvelle référence Número posterior	 <b>Vorgänger Nr.</b> Replaced No. Codice precedente Ancienne référence Número anterior	 <b>Nachfolge Nr.</b> Replacing No. Codice nuovo Nouvelle référence Número posterior
03.0137-0423.2 650423	03.0137-0532.2 650532		
03.0520-3817.3 693817	03.0520-5017.3 695017		
24.3220-1723.3 020468	24.3220-1740.3 020553		
24.3222-1711.3 020413	24.3222-1734.3 020539		





- DE** Fahrzeugregister
- EN** Index of vehicles
- ES** Índice de vehículos
- FR** Liste des véhicules
- IT** Indice autovettura

2018



**ALFA ROMEO 31**

145 (930_)	31
146 (930_)	32
147 (937_)	33
155 (167_)	33
156 (932_)	34
156 Sportwagon (932_)	34
164 (164_)	34
166 (936_)	35
BRERA (939_)	35
GT (937_)	35
MITO (955_)	35
SPIDER (939_)	35

**AUDI 36**

80 Avant (8C, B4)	36
A1 (8X1, 8XK)	36
A1 Sportback (8XA, 8XF)	36
A2 (8Z0)	37
A3 (8L1)	37
A3 (8P1)	37
A3 Sportback (8PA)	38
A4 (8D2, B5)	38
A4 (8E2, B6)	39
A4 (8EC, B7)	39
A4 Avant (8D5, B5)	39
A4 Avant (8E5, B6)	39
A4 Avant (8ED, B7)	39
A4 Cabriolet (8H7, B6, 8HE, B7)	40
A6 (4A, C4)	40
A6 (4B2, C5)	40
A6 Avant (4A, C4)	41
A6 Avant (4B5, C5)	41
ALLROAD (4BH, C5)	41
CABRIOLET (8G7, B4)	41
COUPE (89, 8B)	42
Q7 (4L)	42
TT (8N3)	42
TT Roadster (8N9)	42

**AUTOBIANCHI 43**

Y10	43
-----	----

**BMW 44**

1 (E81)	44
1 (E87)	45
1 (F20)	47
1 (F21)	49
1 Cabriolet (E88)	51
1 Coupe (E82)	52
2 Cabriolet (F23)	53
2 Coupe (F22, F87)	53
3 (E36)	55
3 (E46)	55
3 (E90)	57
3 (F30, F80)	60
3 Cabriolet (E36)	62
3 Cabriolet (E46)	63
3 Cabriolet (E93)	63
3 Compact (E36)	65
3 Compact (E46)	66
3 Coupe (E36)	66
3 Coupe (E46)	67
3 Coupe (E92)	68
3 Gran Turismo (F34)	71
3 Kombi (F31)	73
3 Touring (E36)	74
3 Touring (E46)	75
3 Touring (E91)	76
4 Cabriolet (F33, F83)	79
4 Coupe (F32, F82)	81
4 Gran Coupe (F36)	81
5 (E34)	82
5 (E39)	84
5 (E60)	86
5 Gran Turismo (F07)	88
5 Touring (E34)	88
5 Touring (E39)	89

**BMW 44**

5 Touring (E61)	90
6 (E63)	91
6 Cabriolet (E64)	92
7 (E38)	92
7 (E65, E66, E67)	93
7 (F01, F02, F03, F04)	93
8 (E31)	94
X1 (E84)	94
X3 (E83)	95
X5 (E53)	96
X5 (E70)	97
X5 (F15, F85)	97
X6 (E71, E72)	98
X6 (F16, F86)	98
Z3 Coupe (E36)	99
Z3 Roadster (E36)	99
Z4 Coupe (E86)	100
Z4 Roadster (E85)	100
Z8 Roadster (E52)	101

**CHEVROLET 101**

ASTRA Schrägheck	101
ASTRA Stufenheck	101
AVEO Schrägheck (T200)	101
AVEO Schrägheck (T250, T255)	101
AVEO Schrägheck (T300)	102
AVEO Stufenheck (T200)	102
AVEO Stufenheck (T250, T255)	102
AVEO Stufenheck (T300)	103
CAPTIVA (C100, C140)	104
COBALT	104
CRUZE (J300)	104
CRUZE Schrägheck (J305)	104
CRUZE Station Wagon (J308)	104
EPICA (KL1_)	104
EVANDA	104
KALOS	105
KALOS Stufenheck	105
LACETTI (J200)	105
LACETTI Kombi (J200)	105
LACETTI Stufenheck	105
LANOS Stufenheck	105
MATIZ (M200, M250)	106
NUBIRA Kombi	106
NUBIRA Stufenheck	107
REZZO	107
SPARK	108
SPARK (M300)	108
TIGRA	108
VECTRA	109

**CHRYSLER 109**

300C	109
300 C (LX)	109
300 C Touring (LX)	109
CROSSFIRE	110
CROSSFIRE Roadster	110
DELTA	110
PT CRUISER (PT_)	110
PT CRUISER Cabriolet	110
SEBRING (JR)	110
SEBRING (JS)	110
SEBRING Cabriolet (JR)	110
SEBRING Cabriolet (JS)	111
VOYAGER / GRAND VOYAGER III (GS)	111
VOYAGER II (ES)	111
VOYAGER IV (RG, RS)	111
YPSILON	111

**CITROËN 111**

AX (ZA_)	111
BERLINGO (B9)	113
BERLINGO (MF)	113
BERLINGO Kasten (B9)	115
BERLINGO Kasten (M_)	116
BERLINGO Pritsche/Fahrgestell (B9)	118
C1 (PM_, PN_)	118

**CITROËN 111**

C15 (VD_)	124
C15 Kombi	125
C1 II	118
C2 (JM_)	118
C2 ENTERPRISE	119
C3 I (FC_)	119
C3 II	120
C3 III (SX)	121
C3 Pluriel (HB_)	122
C4 AIRCROSS	122
C4 CACTUS	123
C4 Coupe (LA_)	123
C4 I (LC_)	122
C4 Stufenheck	123
C5 I (DC_)	123
C5 I Break (DE_)	123
C5 II (RC_)	124
C5 II Break (RE_)	124
C8 (EA_, EB_)	124
C-CROSSER (EP_)	126
C-CROSSER ENTERPRISE	126
C-ELYSEE	126
C-ZERO	126
DS3	126
DS3 Cabriolet	127
EVASION (22, U6)	128
JUMPER Bus	129
JUMPER Bus (230P)	129
JUMPER Bus (244, Z_)	131
JUMPER Kasten	132
JUMPER Kasten (230L)	132
JUMPER Kasten (244)	136
JUMPER Pritsche/Fahrgestell	137
JUMPER Pritsche/Fahrgestell (230)	137
JUMPER Pritsche/Fahrgestell (244)	139
JUMPY	140
JUMPY (U6U)	141
JUMPY Kasten	141
JUMPY Kasten (BS_, BT_, BY_, BZ_)	142
JUMPY Pritsche/Fahrgestell (BU_, BV_, BW_, BX_)	142
NEMO Kasten (AA_)	143
NEMO Kombi	144
SAXO (S0, S1)	144
XANTIA (X1)	145
XANTIA (X2)	146
XANTIA Break (X1)	146
XANTIA Break (X2)	146
XM (Y4)	147
XSARA (N1)	147
XSARA Break (N2)	150
XSARA Coupe (N0)	151
XSARA Kasten/Kombi	154
XSARA Kasten/Schrägheck	154
XSARA PICASSO (N68)	156
ZX (N2)	157
ZX Break (N2)	160

**DACIA 160**

DOKKER	161
DOKKER Express	161
DUSTER	161
DUSTER Kasten	162
LODGY	163
LOGAN (LS_)	163
LOGAN EXPRESS (FS_)	166
LOGAN II	165
LOGAN MCV (KS_)	166
LOGAN MCV II	167
LOGAN Pick-up (US_)	167
SANDERO	168
SANDERO II	169

**DAEWOO 170**

ARANOS	170
CIELO	170
ESPERO (KLEJ)	170
EVANDA (KLAL)	171



**DAEWOO****170**

GENTRA Stufenheck	171
KALOS (KLAS)	171
KALOS Stufenheck (KLAS)	171
LACETTI Schrägheck (KLAN)	172
LACETTI Stufenheck	172
LACETTI Stufenheck (J200)	172
LANOS (KLAT)	172
LANOS Stufenheck (KLAT)	172
MATIZ (KLYA)	173
MATIZ Kasten (KLA4)	174
NEXIA (KLETN)	174
NEXIA Stufenheck (KLETN)	175
NUBIRA (KLAJ)	175
NUBIRA Stufenheck (KLAJ)	176
NUBIRA Stufenheck (KLAN)	176
NUBIRA Wagon (KLAJ)	176
NUBIRA Wagon (KLAN)	177
RACER Schrägheck	177
REZZO (KLAU)	177
TOSCA	177

**DAIHATSU****177**

APPLAUSE I (A101, A111)	177
APPLAUSE II (A101)	177
CHARADE	177
CHARADE (L2_)	178
CHARADE IV (G200, G202)	178
CHARADE IV Stufenheck (G203)	178
COPEN (L880_, L881_)	178
CUORE IV (L501)	178
CUORE V (L5)	178
CUORE V (L7_)	178
CUORE VI (L251, L250_, L260_)	179
CUORE VII (L275_, L285_, L276_)	179
FEROZA Hard Top (F300)	179
FEROZA Soft Top (F300)	179
MATERIA (M4_)	179
MOVE (L6_, L9_)	179
ROCKY Hard Top (F7, F8)	180
ROCKY Soft Top (F7, F8)	180
SIRION (M1)	180
SIRION (M3_)	180
TERIOS (J1_)	180
TERIOS (J2_)	181
TREVIS	181
YRV (M2)	181

**DS****181**

DS 3	181
DS 3 Cabriolet	182

**FIAT****182**

126 (126_)	182
500 (312_)	182
500 C (312_)	183
500L (351_, 352_)	183
BARCETTA (183_)	184
BRAVA (182_)	184
BRAVO I (182_)	186
BRAVO II (198_)	187
CINQUECENTO (170_)	187
COUPE (175_)	188
CROMA (154_)	188
DOBLO Cargo (223_)	189
DOBLO Großraumlimousine (119_, 223_)	190
DOBLO Kasten/Kombi (263_)	191
DOBLO Kombi (263_)	192
DOBLO Pritsche/Fahrgestell (263_)	192
DUCATO Bus (230_)	193
DUCATO Bus (244_)	197
DUCATO Bus (250_, 290_)	198
DUCATO Kasten (230_)	199
DUCATO Kasten (244_)	202
DUCATO Kasten (250_, 290_)	203
DUCATO Pritsche/Fahrgestell (230_)	203
DUCATO Pritsche/Fahrgestell (244_)	207
DUCATO Pritsche/Fahrgestell (250_, 290_)	208

**FIAT****182**

ELBA (146_)	208
FIORINO Kasten/Kombi (225_)	209
FIORINO Kasten (146_)	210
FIORINO Pick up (146_)	210
GRANDE PUNTO (199_)	211
IDEA (350_)	213
LINEA (323_)	214
MAREA (185_)	214
MAREA Weekend (185_)	215
MULTIPLA (186_)	217
PALIO (178BX)	218
PALIO Weekend (178_)	219
PANDA (141_)	220
PANDA (169_)	221
PANDA (312_, 319_)	222
PANDA Van (141_)	223
PANDA Van (169_)	223
PANDA VAN (312_, 519_)	225
PREMIO	225
PUNTO (176_)	225
PUNTO (188_)	227
PUNTO (199_)	229
PUNTO Cabriolet (176_)	230
PUNTO EVO (199_)	230
PUNTO Van (176_)	232
PUNTO Van (188_)	232
PUNTO Van (199_)	233
QUBO (225_)	234
SCUDO (270_, 272_)	235
SCUDO Combinato (220_)	235
SCUDO Kasten (220_)	236
SCUDO Kasten (270_, 272_)	237
SCUDO Pritsche/Fahrgestell (220_)	237
SCUDO Pritsche/Fahrgestell (270_, 272_)	238
SEDICI (FY_)	238
SEICENTO / 600 (187_)	239
SEICENTO / 600 Van (287_)	239
SIENA (178_)	239
STILO (192_)	240
STILO Multi Wagon (192_)	240
STRADA Pick-up (178_)	240
STRADA Pick-up (278_)	241
TEMPRA (159_)	241
TEMPRA S.W. (159_)	243
TIPO (160_)	244
TIPO Kombi (357_)	247
TIPO Schrägheck (357_)	247
TIPO Stufenheck (356_)	248
ULYSSE (179_)	248
ULYSSE (220_)	248
UNO (146_)	249
UNO Kasten (146_)	251

**FORD****251**

B-MAX (JK)	251
B-MAX Van	252
C-MAX (DM2)	252
C-MAX II (DXA/CB7, DXA/CEU)	252
C-MAX II Van	252
COUGAR (EC_)	253
COURIER Kasten (F3L, F5L)	253
COURIER Kasten (J5_, J3_)	253
ECOSPORT	254
ESCORT '95 Express (AVL)	254
ESCORT CLASSIC (AAL, ABL)	273
ESCORT CLASSIC Turnier (ANL)	274
ESCORT VI (GAL)	256
ESCORT VI Cabriolet (ALL)	258
ESCORT VII (GAL, AAL, ABL)	261
ESCORT VII Cabriolet (ALL)	265
ESCORT VII Kombi (GAL, ANL)	267
ESCORT VII Stufenheck (GAL, AFL)	270
ESCORT VI Kombi (GAL)	259
ESCORT VI Stufenheck (GAL)	260
FIESTA III (GFJ)	274
FIESTA IV (JA_, JB_)	276
FIESTA Kasten (FVD)	282
FIESTA Kasten (JV_)	282
FIESTA Stufenheck	282

**FORD****251**

FIESTA V (JH_, JD_)	279
FIESTA VI	280
FIESTA VI Van	281
FIESTA V Van	279
FOCUS (DAW, DBW)	282
FOCUS C-MAX	289
FOCUS II (DA_)	283
FOCUS II Cabriolet	284
FOCUS III	285
FOCUS III Kasten	286
FOCUS III Kasten/Schrägheck	286
FOCUS III Stufenheck	287
FOCUS III Turnier	288
FOCUS II Kombi (DA_)	284
FOCUS II Stufenheck (DA_)	284
FOCUS Kombi (DNW)	289
FOCUS Stufenheck (DFW)	290
FUSION (JU_)	291
GALAXY (WA6)	292
GALAXY (WGR)	292
GRAND C-MAX (DXA/CB7, DXA/CEU)	292
GRAND C-MAX Van	292
KA (RB_)	293
KA (RU8)	294
KA+	295
KA Van (RB)	294
KUGA I	295
MAVERICK	295
MAVERICK (UDS, UNS)	295
MAVERICK VAN	296
MONDEO I (GBP)	296
MONDEO II (BAP)	298
MONDEO III (B5Y)	300
MONDEO III Kombi (BWY)	300
MONDEO III Stufenheck (B4Y)	301
MONDEO II Kombi (BNP)	299
MONDEO II Stufenheck (BFP)	300
MONDEO I Kombi (BNP)	297
MONDEO I Stufenheck (GBP)	298
MONDEO IV (BA7)	301
MONDEO IV Stufenheck (BA7)	301
MONDEO IV Turnier (BA7)	301
PUMA (EC_)	302
RANGER (ET)	303
RANGER (TKE)	304
SCORPIO II (GFR, GGR)	304
SCORPIO II Kombi (GNR, GGR)	304
S-MAX (WA6)	304
STREET KA (RL2)	304
TOURNEO CONNECT	305
TOURNEO COURIER Kombi	305
TRANSIT Bus	305
TRANSIT Bus (E_)	306
TRANSIT Bus (FD_, FB_, FS_, FZ_, FC_)	308
TRANSIT CONNECT (P65_, P70_, P80_)	309
TRANSIT COURIER Kasten	309
TRANSIT COURIER Kombi	310
TRANSIT Kasten	310
TRANSIT Kasten (E_)	310
TRANSIT Kasten (FA_)	311
TRANSIT Pritsche/Fahrgestell	312
TRANSIT Pritsche/Fahrgestell (E_)	313
TRANSIT Pritsche/Fahrgestell (FM_, FN_)	314
TRANSIT TOURNEO	315

**FSO****317**

126P	317
------	-----

**HONDA****317**

ACCORD Coupe (CM)	317
ACCORD IX Stufenheck (CR)	317
ACCORD VII (CL, CN)	317
ACCORD VIII (CP)	317
ACCORD VIII (CU)	317
ACCORD VIII TOURER (CW)	317
CIVIC II Shuttle (EE)	317

**HONDA****317**

CIVIC V Coupe (EJ)	318
CIVIC V Hatchback (EG)	318
CIVIC VI Aerodeck (MB, MC)	318
CIVIC VI Coupe (EJ, EM1)	319
CIVIC VI Fastback (MA, MB)	319
CIVIC VI Hatchback (EJ, EK)	319
CIVIC VII Hatchback (EU, EP, EV)	320
CIVIC VIII Stufenheck (FD, FA)	321
CIVIC VII Stufenheck (ES, ET)	321
CIVIC VI Stufenheck (EJ, EK)	320
CIVIC V Stufenheck (EG, EH)	318
CONCERTO (HW, MA)	321
CONCERTO Stufenheck (HWW)	321
CR-V I (RD)	321
CR-V II (RD_)	322
CR-V III (RE_)	322
CRX III (EH, EG)	322
FR-V (BE)	322
HR-V (GH)	323
JAZZ II (GD_, GE3, GE2)	323
JAZZ III (GE_, GG_, GP_)	323
LOGO (GA)	324
ODYSSEY (RA_)	324
SHUTTLE (RA)	324
STREAM (RN)	324

**HYUNDAI****324**

ACCENT I (X-3)	324
ACCENT II (LC)	325
ACCENT III (MC)	327
ACCENT III Stufenheck (MC)	327
ACCENT II Stufenheck (LC)	326
ACCENT IV (RB)	327
ACCENT IV Stufenheck (RB)	327
ACCENT Stufenheck (X-3)	328
ATOS (MX)	328
ATOS PRIME (MX)	329
COUPE (RD)	330
ELANTRA (XD)	330
ELANTRA Stufenheck (HD)	331
ELANTRA Stufenheck (XD)	331
GALLOPER II (JK-01)	332
GETZ (TB)	332
GRANDEUR (HG)	334
GRAND SANTA FÉ	334
H-1 / STAREX	334
H100 Bus (P)	335
H100 Kasten	336
H100 Pick-up	336
H100 Pritsche/Fahrgestell	336
H-1 Cargo (TQ)	335
H-1 Kasten	335
H-1 Pritsche/Fahrgestell	335
H-1 Travel (TQ)	335
i10 (BA, IA)	336
i10 (PA)	336
i20 (GB)	336
i20 (PB, PBT)	336
i20 ACTIVE (GB)	337
i20 Coupe (GB)	337
i30 (FD)	337
i30 (GD)	337
i30 Coupe	337
i30 CW (FD)	338
i30 CW (GD)	338
ix35 (LM, EL, ELH)	338
ix55	339
LANTRA I (J-1)	339
LANTRA II (J-2)	339
LANTRA II Wagon (J-2)	339
MATRIX (FC)	340
PONY / EXCEL Stufenheck (X-2)	340
PONY (X-2)	340
SANTA FÉ I (SM)	341
SANTA FÉ II (CM)	341
SANTA FÉ III (DM)	341
S COUPE (SLC)	341
SONATA IV (EF)	342
SONATA V (NF)	342

**HYUNDAI****324**

TERRACAN (HP)	342
TUCSON (JM)	342

**INFINITI****342**

FX	342
M (Y51)	342
M35	343
M37	343
Q50	343
Q60 Coupe	343
Q70 (Y51)	343
QX60	343
QX70	343

**ISUZU****343**

D-MAX I (TFR, TFS)	343
D-MAX II (TFR, TFS)	344
D-MAX II Pritsche/Fahrgestell (TFR, TFS)	344
D-MAX I Pritsche/Fahrgestell (TFR, TFS)	343

**IVECO****344**

DAILY II Bus	344
DAILY III Kasten/Kombi	346
DAILY III Pritsche/Fahrgestell	346
DAILY II Kasten/Kombi	344
DAILY II Kipper	345
DAILY II Pritsche/Fahrgestell	345

**JAGUAR****346**

XJ (NAW_, NBW_, X308_)	346
XJ (X300_, X330_)	347
XK 8 Coupe (X100_, QEV_)	347

**JEEP****347**

CHEROKEE (KJ)	347
CHEROKEE (XJ)	347
COMPASS (MK49)	347
PATRIOT (MK74)	347
WRANGLER II (TJ)	347

**KIA****347**

CARENS III (UN)	348
CARNIVAL / GRAND CARNIVAL III (VQ)	348
CARNIVAL I (UP)	348
CARNIVAL II (GQ)	348
CEE'D Schrägheck (ED)	348
CEE'D SW (ED)	348
CERATO Stufenheck	349
CERATO Stufenheck (LD)	349
MAGENTIS (GD, MS)	349
MAGENTIS (MG)	349
OPTIMA	349
PICANTO (BA)	350
PICANTO (TA)	350
PREGIO Bus	350
PREGIO Kasten (TB)	350
PRIDE (DA)	351
PRIDE Kombi	351
PRIDE Van (DA)	351
PRO CEE'D (ED)	351
RIO II (JB)	351
RIO III (UB)	352
RIO III Stufenheck (UB)	352
RIO II Stufenheck (JB)	352
RIO Kombi (DC)	352
RIO Stufenheck (DC_)	352
SEPHIA (FA)	353
SEPHIA Stufenheck (FA)	353
SHUMA (FB)	353
SHUMA II (FB)	353
SHUMA II Stufenheck (FB)	354
SHUMA Stufenheck (FB)	354
SORENTO I (JC)	354

**KIA****347**

SORENTO II (XM)	354
SOUL (AM)	355
SOUL II (PS)	355
SPORTAGE (JE_, KM_)	355
SPORTAGE (K00)	355
SPORTAGE (SL)	355

**LADA****355**

110 (2110)	355
111 (2111)	356
112 (2112)	356
1200-1600	357
KALINA Kombi (1117)	357
KALINA Kombi (2194)	357
KALINA Schrägheck (1119)	357
KALINA Schrägheck (2192)	358
KALINA Stufenheck (1118)	358
NIVA (2121)	358
NOVA (2105)	359
NOVA Kombi (2104)	359
PRIORA Kombi (2171)	360
PRIORA Schrägheck (2172)	360
PRIORA Stufenheck (2170)	360
SAMARA (2108, 2109, 2115, 2113, 2114)	360
SAMARA FORMA Stufenheck (21099, 2115)	361
TAIGA II (2123)	362
TOSCANA (2107)	362

**LANCIA****362**

DEDRA (835_)	362
DEDRA SW (835_)	363
DELTA II (836_)	364
DELTA III (844_)	364
FLAVIA Cabriolet (JS_)	364
MUSA (350_)	364
PHEDRA (179_)	365
THEMA (LX_)	365
Y (840_)	365
Y10 (156_)	367
YPSILON (312_)	367
YPSILON (843_)	368
ZETA (22_)	369

**LAND ROVER****369**

DISCOVERY III (LA_)	369
DISCOVERY IV (LA_)	369
FREELANDER (LN_)	370
FREELANDER 2 (LF_)	370
FREELANDER Soft Top (LN_)	371
RANGE ROVER III (LM_)	371
RANGE ROVER SPORT (LS_)	371
RANGE ROVER SPORT (LW_)	371

**LEXUS****372**

ES (_V4_)	372
ES (_V6_)	372
GS (JZS147_)	372
GS (JZS160_, UZS161_, UZS160_)	372
GX (_J12_)	372
GX (URJ15_)	372
HS (ANF10)	372
IS I (JCE1_, GXE1_)	372
IS SportCross	372
LS (_F2_)	372
LX (UZJ100)	373
RX (MCU15)	373
SC Cabriolet (UZZ40_)	373

**MAZDA****373**

121 II (DB)	376
121 III (JASM, JBSM)	376
2 (DE)	373
2 (DL, DJ)	373
2 (DY)	374





**MAZDA****373**

2 Stufenheck (DE)	374
3 (BK)	374
3 (BL)	375
323 C IV (BG)	378
323 C V (BA)	378
323 F V (BA)	379
323 F VI (BJ)	379
323 III Station Wagon (BW)	378
323 P V (BA)	380
323 S IV (BG)	380
323 S V (BA)	381
323 S VI (BJ)	382
3 Stufenheck (BK)	375
3 Stufenheck (BL)	375
5 (CR19)	375
5 (CW)	376
626 III Station Wagon (GV)	382
626 IV (GE)	383
626 IV Hatchback (GE)	383
626 V (GF)	383
626 V Hatchback (GF)	383
626 V Station Wagon (GW)	384
6 Hatchback (GG)	376
6 Station Wagon (GY)	376
6 Stufenheck (GG)	376
B-SERIE (UF)	384
B-SERIE (UN)	384
B-SERIE Pritsche/Fahrgestell (UF)	384
B-SERIE Pritsche/Fahrgestell (UN)	384
BT-50 Pick-up (CD, UN)	384
BT-50 Pritsche/Fahrgestell (CD, UN)	384
DEMIO (DW)	385
E-SERIE Bus	385
E-SERIE Kasten (SR2)	385
E-SERIE Pritsche/Fahrgestell (SD1)	385
MPV II (LW)	385
MX-3 (EC)	385
MX-6 (GE)	386
PREMACY (CP)	386
TRIBUTE (EP)	386
XEDOS 6 (CA)	386

**MERCEDES-BENZ****386**

100 Bus (631)	387
100 Kasten (631)	387
100 Pritsche/Fahrgestell (631)	388
A-KLASSE (W168)	388
A-KLASSE (W169)	391
B-KLASSE (W245)	391
CITAN Kasten (415)	392
CITAN Kombi / Tourer (415)	392
CITAN Mixto (415)	392
C-KLASSE (W202)	393
C-KLASSE (W203)	394
C-KLASSE (W204)	396
C-KLASSE Coupe (C204)	398
C-KLASSE Kombi (S202)	398
C-KLASSE Kombi (S203)	399
C-KLASSE Kombi (S204)	401
C-KLASSE Sportcoupe (CL203)	402
CLC-KLASSE (CL203)	403
CLK (C208)	404
CLK (C209)	404
CLK Cabriolet (A208)	405
CLK Cabriolet (A209)	406
CLS (C218)	407
CLS (C219)	408
CLS Shooting Brake (X218)	409
E-KLASSE (W124)	410
E-KLASSE (W210)	410
E-KLASSE (W211)	412
E-KLASSE (W212)	414
E-KLASSE Cabriolet (A124)	416
E-KLASSE Cabriolet (A207)	416
E-KLASSE Coupe (C124)	417
E-KLASSE Coupe (C207)	417
E-KLASSE Kombi (S124)	418
E-KLASSE Kombi (S210)	418
E-KLASSE Kombi (S211)	420

**MERCEDES-BENZ****386**

E-KLASSE Kombi (S212)	422
G-KLASSE (W461)	424
G-KLASSE (W463)	424
G-KLASSE Geländewagen offen (W463)	426
GLK-KLASSE (X204)	426
GL-KLASSE (X164)	427
M-KLASSE (W163)	427
M-KLASSE (W164)	428
R-KLASSE (W251, V251)	428
S-KLASSE (W140)	429
S-KLASSE (W220)	430
S-KLASSE (W221)	433
S-KLASSE Coupe (C140)	433
S-KLASSE Coupe (C215)	434
S-KLASSE Coupe (C216)	435
SL (R129)	435
SL (R230)	436
SLK (R170)	436
SLK (R171)	437
SPRINTER 2-t Bus (901, 902)	437
SPRINTER 2-t Kasten (901, 902)	437
SPRINTER 2-t Pritsche/Fahrgestell (901, 902)	438
SPRINTER 3,5-t Bus (906)	439
SPRINTER 3,5-t Kasten (906)	440
SPRINTER 3,5-t Pritsche/Fahrgestell (906)	442
SPRINTER 3-t Bus (903)	443
SPRINTER 3-t Bus (906)	444
SPRINTER 3-t Kasten (903)	444
SPRINTER 3-t Kasten (906)	445
SPRINTER 3-t Pritsche/Fahrgestell (903)	446
SPRINTER 3-t Pritsche/Fahrgestell (906)	447
SPRINTER 4,6-t Kasten (906)	448
SPRINTER 4,6-t Pritsche/Fahrgestell (906)	448
SPRINTER 4-t Bus (904)	449
SPRINTER 4-t Kasten (904)	449
SPRINTER 4-t Pritsche/Fahrgestell (904)	450
SPRINTER 5-t Bus	451
SPRINTER 5-t Kasten (906)	451
SPRINTER 5-t Pritsche/Fahrgestell (906)	452
SPRINTER CLASSIC 3,5-t Kasten (909)	454
SPRINTER CLASSIC 4,6-t Bus (909)	454
T1/TN Kasten/Kombi	454
T1/TN Pritsche/Fahrgestell	454
T1 Bus (601)	454
T1 Bus (602)	455
T1 Kasten (601, 611)	455
T1 Kasten (602)	455
T1 Pritsche/Fahrgestell (601)	456
T1 Pritsche/Fahrgestell (602)	456
VANEO (414)	456
VIANO (W639)	456
VITO / MIXTO Kasten (W639)	457
VITO Bus (638)	457
VITO Bus (W639)	458
VITO Kasten (638)	459
VITO Kasten (W447)	459
VITO Mixto (W447)	459
VITO Tourer (W447)	459
V-KLASSE (638/2)	460
V-KLASSE (W447)	460

**MG****460**

MG ZT	460
MG ZT- T	461

**MINI****461**

MINI (R50, R53)	461
MINI (R56)	461
MINI Cabriolet (R52)	461
MINI Cabriolet (R57)	462
MINI CLUBMAN (R55)	462
MINI CLUBVAN (R55)	462
MINI Coupe (R58)	462
MINI Roadster (R59)	462

**MITSUBISHI****462**

ASX (GA_W_)	462
ASX Van (GA_W_)	463
CARISMA (DA_)	463
CARISMA Stufenheck (DA_)	464
COLT CZC Cabriolet (RG)	466
COLT IV (CA_A)	464
COLT PLUS VI (Z2_W)	466
COLT V (CJ_ CP_)	465
COLT VI (Z3_A, Z2_A)	465
GALANT Stufenheck (DJ_, ED_, EF_)	467
GALANT V (E5_A, E7_A, E8_A)	466
GALANT VI (EA_)	467
GALANT VI Station Wagon (EA_)	467
GALANT V Stufenheck (E5_A, E7_A, E8_A)	466
GRANDIS (NA_W)	467
i (HA_)	468
L100 / MINICAB Bus (U6_V)	468
L100 / MINICAB Pritsche/Fahrgestell (U6_T)	468
L 200 / TRITON (KA_T, KB_T)	468
L 200 / TRITON Pritsche/Fahrgestell (KA_T, KB_T)	469
L 200 (K3_T, K2_T, K1_T, K0_T)	469
L 200 (K7_T, K6_T)	469
L200 (KJ_, KK_, KL_)	468
L 200 Pritsche/Fahrgestell (K3_T, K0_T, K1_T, K2_T)	470
L 200 Pritsche/Fahrgestell (K6_T, K7_T)	470
L 300 III Bus (P0_W, P1_W, P2_W)	470
L 300 III Kasten (P0_V, P1_V, P2_V)	470
L 400 Bus (PD_W, PC_W, PA_V, PB_V, PA_W)	471
L 400 Kasten (PD_W, PC_W, PB_V, PA_W, PA_V)	471
LANCER V (CB_A, CD_A, CE_A)	471
LANCER VI (CJ-CP_)	472
LANCER VI Coupe (CJ_A, CE)	472
LANCER VII (CS_A, CT_A)	472
LANCER VIII (CY_A, CZ_A)	473
LANCER VIII Sportback (CX_A)	474
LANCER VII Kombi (CS_W, CT_W)	473
LANCER V Station Wagon (CB_W, CD_W)	471
MIRAGE Schrägheck (CJ_A, CL_A)	474
MIRAGE Schrägheck (CJ_A)	474
MIRAGE Stufenheck (A1_A)	475
MIRAGE Stufenheck (CK_A)	475
OUTLANDER I (CU_W)	475
OUTLANDER II (CW_W)	475
PAJERO CLASSIC (V2_W)	477
PAJERO II (V3_W, V2_W, V4_W)	475
PAJERO II (V3_W)	476
PAJERO II Canvas Top (V2_W, V4_W)	476
PAJERO III (V7_W, V6_W)	476
PAJERO III Geländewagen offen (V6_W, V7_W)	477
PAJERO IV (V8_W, V9_W)	477
PAJERO IV Van (V90, V80, V8_W)	477
PAJERO PININ (H6_W, H7_W)	477
PAJERO SPORT II (KH_, KG_)	477
SANTAMO	477
SPACE RUNNER (N1_W, N2_W)	477
SPACE RUNNER (N6_W)	478
SPACE STAR Großraumlimousine (DG_A)	478
SPACE STAR Schrägheck (A0_A)	479
SPACE WAGON (N3_W, N4_W)	479
SPACE WAGON (N9_W, N8_W)	479

**NISSAN****479**

350 Z Coupe (Z33)	479
350 Z Roadster (Z33)	480
ALMERA Classic (B10)	483
ALMERA I (N15)	480
ALMERA I Hatchback (N15)	481
ALMERA II (N16)	482
ALMERA II Hatchback (N16)	482
ALMERA TINO (V10)	483
CUBE (Z12)	483
EVALIA Bus	483
GT-R (R35)	483
INTERSTAR Bus (X70)	484
INTERSTAR Kasten (X70)	484

**NISSAN****479**

INTERSTAR Pritsche/Fahrgestell	484
JUKE (F15)	484
KUBISTAR (X76)	484
KUBISTAR Kasten (X80)	485
LEAF (ZE0)	486
MICRA C+C III (K12)	488
MICRA II (K11)	486
MICRA III (K12)	487
MICRA IV (K13)	488
MURANO I (Z50)	489
MURANO II (Z51)	489
MURANO III (Z52_)	489
NAVARA (D21)	489
NAVARA (D22_)	489
NAVARA Pick-up (D23)	490
NAVARA Pritsche/Fahrgestell (D22)	490
NAVARA Pritsche/Fahrgestell (D23)	490
NOTE (E11, NE11)	490
NOTE (E12)	491
NP300 NAVARA (D40)	491
NP300 NAVARA Pritsche/Fahrgestell (D40)	491
NP300 PICKUP (D22)	492
NV200 Kasten/Kombi	492
PATHFINDER II (R50)	492
PATHFINDER III (R51)	492
PATROL GR IV (Y60, GR)	492
PICK UP (D21)	492
PICK UP (D22)	493
PIXO (UA0)	493
PRIMASTAR Bus (X83)	493
PRIMASTAR Kasten (X83)	494
PRIMASTAR Pritsche/Fahrgestell (X83)	494
PRIMERA (P10)	494
PRIMERA (P11)	495
PRIMERA (P12)	495
PRIMERA Hatchback (P10)	496
PRIMERA Hatchback (P11)	496
PRIMERA Hatchback (P12)	496
PRIMERA Traveller (W10)	497
PRIMERA Traveller (WP11)	497
PRIMERA Traveller (WP12)	498
PULSAR I Stufenheck (N15)	498
QASHQAI / QASHQAI +2 I (J10, JJ10)	498
QASHQAI II (J11, J11_)	499
SERENA (C23)	499
SUNNY III (N14)	500
SUNNY III Hatchback (N14)	501
SUNNY III Kasten (Y10)	502
SUNNY III Liftback (N14)	502
SUNNY III Traveller (Y10)	503
TERRANO I (WD21)	503
TERRANO II (R20)	503
TERRANO II Van (R20)	504
URVAN Bus (E24)	505
URVAN Kasten (E24)	505
VANETTE Bus (C22)	505
VANETTE CARGO Bus (HC 23)	505
VANETTE CARGO Kasten (HC 23)	506
VANETTE Kasten (C22)	506
X-TRAIL (T30)	507
X-TRAIL (T31)	508

**OPEL****508**

ADAM	508
AGILA (A) (H00)	508
AGILA (B) (H08)	509
ANTARA	510
ARENA Bus	510
ARENA Combi (THB)	510
ARENA Kasten	511
ARENA Kasten (TB, TF)	511
ASTRA CLASSIC (L48)	512
ASTRA F (56_, 57_)	512
ASTRA F Cabriolet (53_B)	514
ASTRA F Caravan (51_, 52_)	515
ASTRA F CC (53_, 54_, 58_, 59_)	516
ASTRA F CLASSIC Caravan	518
ASTRA F CLASSIC CC	518
ASTRA F CLASSIC Stufenheck	519

**OPEL****508**

ASTRA F Van (55_)	519
ASTRA G Cabriolet (F67)	520
ASTRA G Caravan (F35_)	520
ASTRA G CC (F48_, F08_)	522
ASTRA G Coupe (F07_)	524
ASTRA G Kasten (F70)	524
ASTRA G Stufenheck (F69_)	525
ASTRA H (L48)	527
ASTRA H Caravan (L35)	528
ASTRA H GTC (L08)	528
ASTRA H Kasten (L70)	529
ASTRA H Stufenheck (L69)	529
ASTRA H TwinTop (L67)	530
ASTRA J	530
ASTRA J GTC	530
ASTRA J Sports Tourer	531
ASTRA J Stufenheck	531
CALIBRA A (85_)	531
CAMPO (TF_)	531
COMBO (71_)	532
COMBO Kasten/Kombi	532
COMBO Kasten/Kombi (X12)	533
COMBO Pritsche/Fahrgestell (X12)	534
COMBO Tour	534
COMBO Tour (X12)	534
CORSA B (73_, 78_, 79_)	535
CORSA B Kasten (73_)	536
CORSA B Kombi (F35)	537
CORSA C (F08, F68)	537
CORSA C Kasten (F08, W5L)	538
CORSA D	539
CORSA D Van	541
CORSA E	542
CORSA E Van	542
FRONTERA A (5_MWL4)	543
FRONTERA A Sport (5_SUD2)	543
FRONTERA B (6B_)	543
INSIGNIA	543
INSIGNIA Caravan	544
INSIGNIA Stufenheck	544
KARL	544
MERIVA	544
MOVANO Combi (J9)	544
MOVANO Kasten (F9)	545
MOVANO Kipper (H9)	546
MOVANO Pritsche/Fahrgestell (U9, E9)	546
OMEGA B (25_, 26_, 27_)	547
OMEGA B Caravan (21_, 22_, 23_)	548
SIGNUM	548
TIGRA (75_)	549
TIGRA TwinTop	549
VECTRA A (86_, 87_)	549
VECTRA A CC (88_, 89_)	550
VECTRA B (36_)	551
VECTRA B Caravan (31_)	553
VECTRA B CC (38_)	554
VECTRA C	555
VECTRA C Caravan	556
VECTRA C GTS	556
VIVARO Combi (J7)	556
VIVARO Kasten (F7)	556
VIVARO Pritsche/Fahrgestell (E7)	556
ZAFIRA A (F75_)	557
ZAFIRA B (A05)	558
ZAFIRA B Van	558

**PEUGEOT****558**

1007 (KM_)	617
106 I (1A, 1C)	559
106 II (1)	560
106 Van (1_)	563
107	564
108	565
2008	617
205 II (20A/C)	565
205 Kasten	568
206+ (T3E)	574
206 CC (2D)	568
206 Schrägheck (2A/C)	568

**PEUGEOT****558**

206 Stufenheck	572
206 SW (2E/K)	572
206 Van	573
207 (WA_, WC_)	575
207 CC (WD_)	576
207 Stufenheck	576
207 SW (WK_)	576
207 Van	577
208	577
208 Kasten	578
301	579
306 (7B, N3, N5)	579
306 Break (7E, N3, N5)	585
306 Cabriolet (7D, N3, N5)	586
306 Kasten/Kombi (N_, 7_)	588
306 Kasten/Schrägheck	590
306 Schrägheck (7A, 7C, N3, N5)	593
307 (3A/C)	602
307 Break (3E)	603
307 CC (3B)	603
307 SW (3H)	603
308 SW	603
4007 (GP_)	618
4008	618
405 II (4B)	603
405 II Break (4E)	605
406 (8B)	606
406 Break (8E/F)	610
406 Coupe (8C)	611
407 (6D_)	612
407 Coupe (6C_)	612
407 SW (6E_)	613
505 (551A)	613
605 (6B)	613
607 (9D, 9U)	613
806 (221)	614
807 (E)	616
BIPPER (AA_)	618
BIPPER Tepee	618
BOXER Bus	619
BOXER Bus (230P)	619
BOXER Bus (244, Z_)	622
BOXER Kasten	623
BOXER Kasten (230L)	624
BOXER Kasten (244)	627
BOXER Pritsche/Fahrgestell	628
BOXER Pritsche/Fahrgestell (244)	628
BOXER Pritsche/Fahrgestell (ZCT_)	629
EXPERT (224)	633
EXPERT Kasten (222)	634
EXPERT Kasten (VF3A_, VF3U_, VF3X_)	635
EXPERT Pritsche/Fahrgestell	635
EXPERT Pritsche/Fahrgestell (223)	635
EXPERT Tepee (VF3V_)	636
ION	637
PARTNER Combispace (5F)	637
PARTNER Kasten	639
PARTNER Kasten (5)	639
PARTNER Pritsche/Fahrgestell	641
PARTNER Tepee	641

**PORSCHE****642**

718 BOXSTER (982)	642
718 CAYMAN (982)	642
911 (991)	642
911 (996)	642
911 (997)	643
911 Cabriolet (991)	643
911 Cabriolet (996)	643
911 Cabriolet (997)	643
911 Targa (991)	643
911 Targa (996)	644
918 Spyder	644
928	644
968	644
BOXSTER (981)	644
BOXSTER (986)	644
BOXSTER (987)	644
BOXSTER Spyder (981)	644



**PORSCHE 642**

BOXSTER Spyder (987)	644
CAYENNE (92A)	645
CAYENNE (9PA)	644
CAYMAN (981)	645
CAYMAN (987)	645
PANAMERA (970)	646
PANAMERA (971)	646

**PROTON 646**

PERSONA 300 (C9_M)	646
PERSONA 400 (C9_S)	646
PERSONA 400 Hatchback (C9_C, C9_S)	646
WIRA	647
WIRA Hatchback	647

**RENAULT 647**

19 II (B/C53_)	647
19 II Cabriolet (D53_, 853_)	650
19 II Chamade (L53_)	651
19 II Kasten (S53_)	654
21 Kasten (S48_)	655
21 Kombi (K48_)	655
CAPTUR (J5_)	656
CLIO Grandtour (KR0/1_)	674
CLIO I (B/C57_, 5/357_)	656
CLIO II (BB0/1/2_, CB0/1/2_)	663
CLIO III (BR0/1, CR0/1)	670
CLIO III Kasten (SB_, SR_)	672
CLIO II Kasten (SB0/1/2_)	668
CLIO I Kasten (S57_)	662
CLIO IV (BH_)	673
CLIO IV Grandtour (KH_)	673
CLIO IV Kasten	674
DOKKER	675
DUSTER (HS_)	675
ESPACE II (J/S63_)	676
ESPACE III (JE0_)	676
EXPRESS Kasten/Kombi	677
EXPRESS Pick-up	677
FLUENCE (L30_)	678
GRAND SCÉNIC II (JM0/1_)	678
KANGOO / GRAND KANGOO (KW0/1_)	679
KANGOO (KC0/1_)	679
KANGOO BE BOP (KW0/1_)	682
KANGOO Express (FW0/1_)	682
KANGOO Rapid (FC0/1_)	683
KOLEOS I (HY_)	686
LAGUNA Coupe (DT0/1)	692
LAGUNA I (B56_, 556_)	686
LAGUNA I Grandtour (K56_)	688
LAGUNA II (BG0/1_)	690
LAGUNA II Grandtour (KG0/1_)	691
LAGUNA III (BT0/1)	691
LAGUNA III Grandtour (KT0/1)	692
LOGAN EXPRESS (US_)	694
LOGAN I (LS_)	692
LOGAN II (B8_)	694
LOGAN II Kombi (K8_)	694
LOGAN I Kombi (KS_)	693
MASTER I Bus (T_)	695
MASTER II Bus (JD)	696
MASTER II Kasten (FD)	696
MASTER II Pritsche/Fahrgestell (ED/HD/UD)	697
MASTER I Kasten (T_)	695
MASTER I Pritsche/Fahrgestell (P_)	695
MEGANE CC (EZ0/1_)	709
MEGANE I (BA0/1_)	697
MEGANE I Cabriolet (EA0/1_)	701
MEGANE I Classic (LA0/1_)	701
MEGANE I Coach (DA0/1_)	705
MEGANE I Grandtour (KA0/1_)	706
MEGANE II (BM0/1_, CM0/1_)	707
MEGANE II Grandtour (KM0/1_)	707
MEGANE III Coupe (DZ0/1_)	708
MEGANE III Grandtour (KZ0/1)	708
MEGANE III Schrägheck (BZ0_)	708
MEGANE II Stufenheck (LM0/1_)	707

**RENAULT 647**

MEGANE Scenic (JA0/1_)	709
MODUS / GRAND MODUS (F/JP0_)	710
RAPID	711
RAPID Kasten (F40_, G40_)	712
SAFRANE I (B54_)	715
SAFRANE II (B54_)	716
SANDERO/STEPWAY I (BS_)	716
SANDERO/STEPWAY II (B8_)	717
SCÉNIC I (JA0/1_)	717
SCÉNIC II (JM0/1_)	718
SUPER 5 (B/C40_)	718
SUPER 5 Kasten (S40_)	722
THALIA I (LB0/1/2_)	723
THALIA II (LU1/2_)	725
THALIA III (L8_)	726
TRAFIC Bus (TXW)	727
TRAFIC II Bus (JL)	726
TRAFIC II Kasten (FL)	726
TRAFIC II Pritsche/Fahrgestell (EL)	727
TRAFIC Kasten (TXX)	728
TRAFIC Pritsche/Fahrgestell (PXX)	729
TWINGO I (C06_)	730
TWINGO II (CN0_)	732
TWINGO III (BCM_)	732
TWINGO I Kasten (S06_)	731
ZOE (BFM_)	733

**ROVER 733**

100 / METRO (XP)	734
100 Cabriolet (XP)	734
200 Cabriolet (XW)	734
200 Coupe (XW)	735
200 Hatchback (RF)	735
200 Hatchback (XW)	735
25 (RF)	733
400 (RT)	735
400 (XW)	736
400 Hatchback (RT)	736
400 Tourer (XW)	736
45 (RT)	733
45 Stufenheck (RT)	733
75 (RJ)	734
75 Tourer (RJ)	734
COUPE	736
MINI	736
MINI Cabriolet (XN)	737

**SAAB 737**

9000	739
9000 Schrägheck	740
900 II	739
900 II Cabriolet	739
900 II Coupe	739
9-3 (YS3D)	737
9-3 Cabriolet (YS3D)	737
9-5 (YS3E)	737
9-5 Kombi (YS3E)	738

**SEAT 740**

ALHAMBRA (7V8, 7V9)	740
ALTEA (5P1)	740
ALTEA XL (5P5, 5P8)	741
AROSA (6H)	741
CORDOBA (6K1, 6K2)	742
CORDOBA (6K2)	746
CORDOBA (6L2)	746
CORDOBA Vario (6K5)	748
IBIZA II (6K1)	750
IBIZA III (6K1)	752
IBIZA IV (6L1)	753
IBIZA V (6J5, 6P1)	754
IBIZA V SPORTCOUPE (6J1, 6P5)	755
IBIZA V ST (6J8, 6P8)	757
INCA (6K9)	758
LEON (1M1)	759
LEON (1P1)	759
LEON (5F1)	759

**SEAT 740**

LEON SC (5F5)	760
LEON ST (5F8)	760
MARBELLA (28)	760
Mii (KF1)	761
TERRA (24)	761
TERRA Kasten (024A)	761
TOLEDO I (1L)	762
TOLEDO II (1M2)	763
TOLEDO III (5P2)	764
TOLEDO IV (KG3)	764

**SKODA 764**

CITIGO	764
FABIA I (6Y2)	765
FABIA I Combi (6Y5)	766
FABIA II (542)	770
FABIA II Combi (545)	771
FABIA III (NJ3)	772
FABIA III Kombi (NJ5)	773
FABIA I Praktik (6Y5)	767
FABIA I Stufenheck (6Y3)	768
FAVORIT Forman (785)	773
FAVORIT Pick-up (787)	774
FELICIA I (6U1)	774
FELICIA II (6U1)	776
FELICIA II Kombi (6U5)	777
FELICIA I Kombi (6U5)	775
FELICIA I Pick-up (6UF, 6U7)	776
OCTAVIA (1Z3)	777
OCTAVIA I (1U2)	778
OCTAVIA I Combi (1U5)	779
OCTAVIA II Combi (1Z5)	780
RAPID (NH3)	781
RAPID Spaceback (NH1)	782
ROOMSTER (5J)	782
ROOMSTER Praktik (5J)	783
SUPERB I (3U4)	784
SUPERB II (3T4)	784
YETI (5L)	784

**SMART 784**

CABRIO (450)	785
CITY-COUPE (450)	785
CROSSBLADE (450)	786
FORFOUR (454)	786
FORFOUR Schrägheck (453)	787
FORTWO Cabrio (450)	787
FORTWO Cabriolet (451)	788
FORTWO Cabriolet (453)	788
FORTWO Coupe (450)	789
FORTWO Coupe (451)	789
FORTWO Coupe (453)	790
ROADSTER (452)	790
ROADSTER Coupe (452)	790

**SSANGYONG 791**

ACTYON SPORTS I (QJ)	791
----------------------	-----

**SUBARU 791**

FORESTER (SF)	791
FORESTER (SG)	791
FORESTER (SH)	792
FORESTER (SJ)	792
IMPREZA Coupe (GFC)	792
IMPREZA Schrägheck	793
IMPREZA Schrägheck (GP)	793
IMPREZA Schrägheck (GR, GH, G3)	793
IMPREZA Station Wagon (GF)	793
IMPREZA Station Wagon (GG)	794
IMPREZA Stufenheck (GC)	794
IMPREZA Stufenheck (GD)	794
IMPREZA Stufenheck (GR)	795
JUSTY I (KAD)	795
JUSTY II (JMA, MS)	795
JUSTY III (G3X)	796

**SUBARU****791**

JUSTY IV	796
LEGACY II (BD)	796
LEGACY II Station Wagon (BG)	797
LEGACY IV (BL)	797
LEGACY IV Station Wagon (BP)	797
LEGACY OUTBACK (BG)	798
LEGACY V (BM)	797
LEGACY V Station Wagon (BR)	797
OUTBACK (BL, BP)	798
OUTBACK (BR)	798
XV	798

**SUZUKI****798**

ALTO (EF)	798
ALTO (FF)	798
ALTO (GF)	799
BALENO (EG)	799
BALENO Kombi (EG)	799
BALENO Schrägheck (EG)	800
CARRY Bus	800
CARRY Kasten (FD)	800
CARRY Pritsche/Fahrgestell (FD, DA5_T, DA6_T)	801
GRAND VITARA I (FT, HT)	801
GRAND VITARA I Cabriolet (GT)	801
GRAND VITARA II (JT, TE, TD)	802
IGNIS (FH)	802
IGNIS II (MH)	803
JIMNY (FJ)	803
LIANA (ER, RH_)	803
LIANA Kombi (ER)	804
SAMURAI (SJ)	805
SIERRA Geländewagen offen (SJ)	805
SIERRA II Pick-up (SJ)	805
SPLASH (EX)	805
SWIFT III (MZ, EZ)	808
SWIFT II Schrägheck (EA, MA)	806
SWIFT II Stufenheck (AH, AJ)	807
SWIFT IV (FZ, NZ)	808
SX4 (EY, GY)	809
SX4 Stufenheck (GY)	810
VITARA (ET, TA)	810
VITARA Cabrio (ET, TA)	810
WAGON R	811
WAGON R+ (EM)	811
WAGON R+ (MM)	811

**TOYOTA****812**

4 RUNNER (_N1_)	812
4 RUNNER (_N18_)	812
AURIS (_E15_)	812
AURIS (_E18_)	813
AURIS TOURING SPORTS (_E18_)	813
AURIS VAN Kasten (_E18_)	813
AVENSIS (_T22_)	813
AVENSIS (_T25_)	814
AVENSIS Combi (_T25_)	814
AVENSIS Liftback (_T22_)	815
AVENSIS Station Wagon (_T22_)	816
AVENSIS Stufenheck (_T25_)	817
AVENSIS VERSO (_M2_)	817
AYGO (_B1_)	817
AYGO (_B4_)	818
CAMRY (_V1_)	818
CAMRY (_V2_)	818
CAMRY Station Wagon (_V1_)	818
CAMRY Station Wagon (_V2_)	818
CAMRY Stufenheck (_V3_)	818
CAMRY Stufenheck (_V4_)	819
CAMRY Stufenheck (_V5_)	819
CARINA E (_T19_)	819
CARINA E Sportswagon (_T19_)	820
CARINA E Stufenheck (_T19_)	820
CELICA (_T20_)	821
CELICA (_T23_)	821
CELICA Cabriolet (_T20_)	821
COROLLA (_E10_)	821
COROLLA (_E11_)	822

**TOYOTA****812**

COROLLA (_E12_)	823
COROLLA Combi (_E12_)	825
COROLLA Compact (_E10_)	827
COROLLA Compact (_E11_)	828
COROLLA LEVIN Coupe (_E10_)	828
COROLLA Liftback (_E10_)	829
COROLLA Liftback (_E11_)	829
COROLLA Stufenheck (_E12_)	830
COROLLA Stufenheck (_E15_)	831
COROLLA Verso (_E12_)	831
COROLLA Verso (ZER_, ZZE12_, R1_)	832
COROLLA Wagon (_E10_)	832
COROLLA Wagon (_E11_)	833
FJ CRUISER (GSJ1_)	834
HIACE / COMMUTER V (TRH2_, KDH2_)	834
HIACE III Kasten (YH7_, LH6_, LH7_, LH5_, YH5_, YH6_)	834
HIACE III Wagon (_H1_)	835
HIACE IV Bus (_H1_, _H2_)	835
HIACE IV Kasten (LXH1_, RZH1_, LH1_)	836
HIACE V Kasten (TRH2_, KDH2_)	837
HILUX Geländewagen geschlossen (_N1_)	838
HILUX Geländewagen geschlossen (LN_, KZN1_, VZN1_)	838
HILUX Pick-up	838
HILUX Pritsche/Fahrgestell (_N1_, _N2_)	839
HILUX Pritsche/Fahrgestell (LN_, _N1_)	839
HILUX VIII Pick-up (_N1_)	838
HILUX VII Pick-up (_N1_, _N2_, _N3_)	837
IQ (_J1_)	840
LAND CRUISER (_J12_)	840
LAND CRUISER (_J15_)	840
LAND CRUISER (_J7_)	840
LAND CRUISER 100 (_J1_)	840
LAND CRUISER 200 (_J2_)	840
LAND CRUISER 90 (_J9_)	840
LAND CRUISER Hardtop (_J7_)	841
LAND CRUISER Pick-up (_J7_)	841
MATRIX (_E13_)	841
PASEO Cabriolet (EL54_)	841
PASEO Coupe (EL44_)	841
PASEO Coupe (EL54_)	841
PICNIC (_XM1_)	842
PREVIA (_R1_, _R2_)	842
PREVIA (_R3_)	842
PRIUS Liftback (_W2_)	842
PRIUS Stufenheck (_W1_)	842
PROACE Kasten/Kombi (MDX_)	842
RAV 4 I (_A1_)	843
RAV 4 I Cabrio (_A1_)	843
RAV 4 II (_A2_)	843
RAV 4 III (_A3_)	844
RAV 4 IV (_A4_)	845
STARLET (_P8_)	845
STARLET (_P9_)	845
SUPRA (_A8_)	845
URBAN CRUISER (_P1_)	846
VERSO S (_P12_)	846
YARIS (_P1_)	846
YARIS (_P13_)	849
YARIS (_P15_)	850
YARIS (_P9_)	848
YARIS VERSO (_P2_)	850

**VAUXHALL****851**

ADAM	851
AGILA Mk I (A)	852
AGILA Mk II (B)	853
ANTARA (J26, H26)	853
ARENA Combi	854
ARENA Van	854
ASTRA Mk III (F)	854
ASTRA Mk III (F) CC	856
ASTRA Mk III (F) Convertible	858
ASTRA Mk III (F) Estate	859
ASTRA Mk IV (G) CC	860
ASTRA Mk IV (G) Convertible	862
ASTRA Mk IV (G) Coupe (F67)	862
ASTRA Mk IV (G) Estate	863

**VAUXHALL****851**

ASTRA Mk IV (G) Sedan	865
ASTRA Mk V (H) CC	866
ASTRA Mk V (H) Estate	867
ASTRA Mk V (H) Sport Hatch	868
ASTRA Mk V (H) TwinTop	868
ASTRA Mk VI (J)	869
ASTRA Mk VI (J) Estate	869
ASTRA Mk VI (J) GTC	869
ASTRA Mk VI (J) Sedan	869
ASTRAVAN Mk IV (G)	870
ASTRAVAN Mk V (H)	871
BRAVA Pick-up	871
CALIBRA	871
CAVALIER Mk III (87)	872
CAVALIER Mk III CC	873
COMBO Mk I (B)	873
COMBO Mk II (C) Kasten/Kombi (F25)	874
COMBO Mk III (D) Kasten/Kombi	875
COMBO TOUR Mk II (C) (F25)	875
CORSA Mk I (B)	876
CORSA Mk II (C) (W5L, F08)	878
CORSA Mk III (D) (_L8_)	881
CORSA Mk IV (E)	882
CORSAVAN Mk I (B)	883
CORSAVAN Mk II (C)	883
CORSAVAN Mk III (D)	884
CORSAVAN Mk IV (E)	885
FRONTERA Mk I (A)	885
FRONTERA Mk I (A) Sport	885
FRONTERA Mk II (B)	886
INSIGNIA Mk I (A)	886
INSIGNIA Mk I (A) Estate	886
INSIGNIA Mk I (A) Sedan	886
MERIVA Mk I (A)	887
MOVANO Mk I (A) Chassis/Cab (ED, UD, HD)	887
MOVANO Mk I (A) Combi (JD)	888
MOVANO Mk I (A) Van (FD)	888
OMEGA (B)	889
OMEGA (B) Estate	890
SIGNUM	890
TIGRA Mk I (F07)	890
TIGRA TwinTop	891
VECTRA (B)	891
VECTRA (B) CC	893
VECTRA (B) Estate	895
VECTRA Mk II (C)	896
VECTRA Mk II (C) Estate	896
VECTRA Mk II (C) GTS	896
VIVA	896
VIVARO Combi (J7)	896
VIVARO Kasten (F7)	897
VIVARO Pritsche/Fahrgestell (E7)	897
ZAFIRA Mk I (A) (F75)	897
ZAFIRA Mk II (B) (M75)	900

**VOLVO****901**

440 K (445)	901
460 L (464)	902
480 E	902
850 (LS)	902
850 Kombi (LW)	903
940 II (944)	903
940 II Kombi (945)	904
940 Kombi (945)	904
960 II (964)	904
960 II Kombi (965)	904
C70 I Cabriolet	904
C70 I Coupe	905
S40 I (VS)	905
S60 I	905
S70 (LS)	906
S80 I (TS, XY)	907
S80 II (AS)	908
S90	909
V40 Kombi (VW)	909
V70 I (LV)	910
V70 II (SW)	911
V90 Kombi	912



**VOLVO****901**

XC70 CROSS COUNTRY	912
XC90 I	912

**VW****912**

AMAROK (2H_, S1B)	912
AMAROK Pritsche/Fahrgestell (S1B)	913
BEETLE (5C1, 5C2)	913
BEETLE Cabriolet (5C7, 5C8)	913
BORA (1J2)	913
BORA Kombi (1J6)	914
CADDY III Kasten (2KA, 2KH, 2CA, 2CH)	916
CADDY III Kombi (2KB, 2KJ, 2CB, 2CJ)	917
CADDY II Kasten (9K9A)	914
CADDY II Kombi (9K9B)	915
CADDY II Pick-up (9U7)	916
CORRADO (53I)	917
CRAFTER 30-35 Bus (2E_)	917
CRAFTER 30-50 Kasten (2E_)	917
CRAFTER 30-50 Pritsche/Fahrgestell (2F_)	918
EOS (1F7, 1F8)	918
FOX (5Z1, 5Z3)	918
GOLF III (1H1)	919
GOLF III Cabriolet (1E7)	921
GOLF III Van (1H1)	922
GOLF III Variant (1H5)	922
GOLF IV (1J1)	923
GOLF IV Cabriolet (1E7)	924
GOLF IV Van (1J1)	924
GOLF IV Variant (1J5)	925
GOLF PLUS (5M1, 521)	926
GOLF V (1K1)	925
GOLF VI (5K1)	926
GOLF VI Cabriolet (517)	926
GOLF VI Variant (AJ5)	926
GOLF V Variant (1K5)	925
JETTA III (1K2)	927
KAEFER	927
LOAD UP	927
LT 28-35 I Bus (281-363)	927
LT 28-35 II Bus (2DB, 2DE, 2DK)	929
LT 28-35 I Kasten (281-363)	928
LT 28-35 I Pritsche/Fahrgestell (281-363)	929
LT 28-46 II Kasten (2DA, 2DD, 2DH)	931
LT 28-46 II Pritsche/Fahrgestell (2DC, 2DF, 2DG, 2DL, 2DM)	932
LT 40-55 I Kasten (291-512)	932
LT 40-55 I Pritsche/Fahrgestell (293-909)	933
LUPO (6X1, 6E1)	933
MULTIVAN T5 (7HM, 7HN, 7HF, 7EF, 7EM, 7EN)	934
MULTIVAN T6 (SGF, SGM, SGN)	935
NEW BEETLE (9C1, 1C1)	936
NEW BEETLE Cabriolet (1Y7)	936
PASSAT (3A2, 35I)	936
PASSAT (3B2)	938
PASSAT (3B3)	938
PASSAT Kombi (3B5)	938
PASSAT Variant (3A5, 35I)	938
PASSAT Variant (3B6)	940
POLO (6N1)	940
POLO (6N2)	942
POLO (6R, 6C)	944
POLO (9N_)	946
POLO CLASSIC (6V2)	948
POLO Kasten (6NF)	951
POLO Stufenheck (60_, 61_)	952
POLO Stufenheck (9A4)	952
POLO Van (6R)	953
POLO Variant (6V5)	954
SCIROCCO (137, 138)	954
SHARAN (7M8, 7M9, 7M6)	955
TARO	955
TOUAREG (7LA, 7L6, 7L7)	955
TOUAREG (7P5)	957
TOURAN (1T1, 1T2)	957
TOURAN (1T3)	958
TRANSPORTER T4 Bus (70XB, 70XC, 7DB, 7DW, 7DK)	958
TRANSPORTER T4 Kasten (70XA)	959

**VW****912**

TRANSPORTER T4 Pritsche/Fahrgestell (70XD)	960
TRANSPORTER T5 Bus (7HB, 7HJ, 7EB, 7EJ, 7EF, 7EG, 7HF, 7EC)	962
TRANSPORTER T5 Kasten (7HA, 7HH, 7EA, 7EH)	963
TRANSPORTER T5 Pritsche/Fahrgestell (7JD, 7JE, 7JL, 7JY, 7JZ)	964
TRANSPORTER T6 Bus (SGB, SGG, SGJ)	965
TRANSPORTER T6 Kasten (SGA, SGH)	965
TRANSPORTER T6 Pritsche/Fahrgestell (SFD, SFE, SFL, SFZ)	966
UP	966
VENTO (1H2)	966



**DE** Fahrzeugverwendungen












**EN** Applications of vehicles













**ES** Aplicaciones

**FR** Applications











**IT** Applicazioni autoveicoli











**2018**













	kw			 	! #		
<b>ALFA ROMEO - 145 (930_) 07/94→01/01</b>							
<b> Radbremszylinder</b>							
1.4 i.e. (930.A3) 1.6 i.e. (930.A2)	66 76	07/94→12/96 10/94→12/96	➡	- ABS		24.3220-1116.3 020313	Ø 20,64 GG
1.4 i.e. 16V T.S. (930.A3A) 1.6 i.e. 16V T.S. (930.A2)	76 88	12/96→01/01	➡	01/97→; - ABS		24.3222-1707.3 020104	BDX Ø 22,2 GG
1.6 16V T.S. (930.A2C) 1.9 JTD (930.A4B)	82 77	09/97→12/00 02/99→01/01	➡	- ABS		24.3222-1707.3 020104	BDX Ø 22,2 GG
1.9 TD (930.A4)	66	10/94→02/99	➡	→ 12/96; - ABS		24.3220-1116.3 020313	Ø 20,64 GG
			➡	01/97→; - ABS		24.3222-1707.3 020104	BDX Ø 22,2 GG
<b>Zubehörsatz, Bremsbacken</b>							
1.4 i.e. (930.A3) 1.6 i.e. (930.A2)	66 76	07/94→12/96 10/94→12/96	➡	- ABS		03.0137-9081.2 669081	
1.4 i.e. 16V T.S. (930.A3A) 1.6 i.e. 16V T.S. (930.A2)	76 88	12/96→01/01	➡	01/97→; - ABS		03.0137-9125.2 669125	BDX
1.6 16V T.S. (930.A2C) 1.9 JTD (930.A4B)	82 77	09/97→12/00 02/99→01/01	➡	- ABS		03.0137-9125.2 669125	BDX
1.9 TD (930.A4)	66	10/94→02/99	➡	→ 12/96; - ABS		03.0137-9081.2 669081	
			➡	01/97→; - ABS		03.0137-9125.2 669125	BDX
<b> Bremstrommel</b>							
1.4 i.e. (930.A3) 1.6 i.e. (930.A2)	66 76	07/94→12/96 10/94→12/96	➡	- ABS		24.0222-8018.1 480078	Ø 228,0 x 48 / 230
1.4 i.e. 16V T.S. (930.A3A) 1.6 i.e. 16V T.S. (930.A2)	76 88	12/96→01/01	➡	01/97→; - ABS		24.0220-3007.1 480064	Ø 203,0 x 48,5 / 204,7
1.6 16V T.S. (930.A2C) 1.9 JTD (930.A4B)	82 77	09/97→12/00 02/99→01/01	➡	- ABS		24.0220-3007.1 480064	Ø 203,0 x 48,5 / 204,7
1.9 TD (930.A4)	66	10/94→02/99	➡	01/97→; - ABS		24.0220-3007.1 480064	Ø 203,0 x 48,5 / 204,7
			➡	→ 12/96; - ABS		24.0222-8018.1 480078	Ø 228,0 x 48 / 230
<b> Bremsbackensatz</b>							
1.4 i.e. (930.A3) 1.6 i.e. (930.A2)	66 76	07/94→12/96 10/94→12/96	➡	- ABS		03.0137-0208.2 650208 03.0420-4520.3 684520	Ø 228 x 42 + HEB Ø 228 x 42 Ø 20,64 + RZ / + Zub Kit
1.4 i.e. 16V T.S. (930.A3A) 1.6 i.e. 16V T.S. (930.A2)	76 88	12/96→01/01	➡	01/97→; - ABS		03.0137-0262.2 650262 03.0520-6722.3 696722	BDX Ø 203 x 39 BDX Ø 203 x 39 Ø 22,2 + RZ / + Zub TopKit
1.6 16V T.S. (930.A2C) 1.9 JTD (930.A4B)	82 77	09/97→12/00 02/99→01/01	➡	- ABS		03.0137-0262.2 650262 03.0520-6722.3 696722	BDX Ø 203 x 39 BDX Ø 203 x 39 Ø 22,2 + RZ / + Zub TopKit
1.9 TD (930.A4)	66	10/94→02/99	➡	→ 12/96; - ABS		03.0137-0208.2 650208 03.0420-4520.3 684520	Ø 228 x 42 + HEB Ø 228 x 42 Ø 20,64 + RZ / + Zub Kit
			➡	01/97→; - ABS		03.0137-0262.2 650262 03.0520-6722.3 696722	BDX Ø 203 x 39 BDX Ø 203 x 39 Ø 22,2 + RZ / + Zub TopKit
<b> Seilzug, Feststellbremse</b>							
1.4 i.e. (930.A3) 1.6 i.e. (930.A2)	66 76	07/94→12/96 10/94→12/96	➡	<input type="checkbox"/> ; + ABS; Scheiben/Trommel		24.3727-0006.2 580006	L= 1.460
			➡	<input type="checkbox"/> ; + ABS; Scheiben/Trommel		24.3727-0521.2 580521	L= 1.517
1.4 i.e. 16V T.S. (930.A3A) 1.6 i.e. 16V T.S. (930.A2)	76 88	12/96→01/01	➡	<input type="checkbox"/> ; 01/97→; + ABS; Scheiben/Trommel		24.3727-0006.2 580006	L= 1.460
			➡	<input type="checkbox"/> ; 01/97→; - ABS; Scheiben/Trommel		24.3727-0521.2 580521	L= 1.517
1.9 TD (930.A4)	66	10/94→02/99	➡	<input type="checkbox"/> ; 01/97→; + ABS; Scheiben/Trommel		24.3727-0521.2 580521	L= 1.517
			➡	<input type="checkbox"/> ; 01/97→; - ABS; Scheiben/Trommel		24.3727-0540.2 580540	L= 1.383
1.6 16V T.S. (930.A2C) 1.9 JTD (930.A4B)	82 77	09/97→12/00 02/99→01/01	➡	<input type="checkbox"/> ; + ABS; Scheiben/Trommel		24.3727-0006.2 580006	L= 1.460
			➡	<input type="checkbox"/> ; + ABS; Scheiben/Trommel		24.3727-0521.2 580521	L= 1.517
			➡	<input type="checkbox"/> ; - ABS; Scheiben/Trommel		24.3727-0521.2 580521	L= 1.517
			➡	<input type="checkbox"/> ; - ABS; Scheiben/Trommel		24.3727-0540.2 580540	L= 1.383
1.7 i.e. 16V (930.A1) 1.8 i.e. 16V (930.A1A) 2.0 16V Quadrifoglio (930.A5) ↓	95 106 114	10/94→12/96 03/98→01/01 03/98→01/01	➡	<input type="checkbox"/> ; Scheiben/Trommel		24.3727-0006.2 580006	L= 1.460
			➡	<input type="checkbox"/> ; Scheiben/Trommel		24.3727-0521.2 580521	L= 1.517















	kw			 	! #		
<b>ALFA ROMEO - 145 (930_) 07/94→01/01</b>							
 <b>Seilzug, Feststellbremse</b>							
2.0 16V T.S. (930.A5)	110	10/95→01/01	➡	<input type="checkbox"/> ; Scheiben/Trommel		24.3727-0006.2 580006	L= 1.460
			➡	<input type="checkbox"/> ; Scheiben/Trommel		24.3727-0521.2 580521	L= 1.517
1.8 i.e. 16V T.S. (930.A1A)	103	12/96→12/98	➡	<input type="checkbox"/> ; 01/97→; Scheiben/Trommel		24.3727-0006.2 580006	L= 1.460
			➡	<input type="checkbox"/> ; 01/97→; Scheiben/Trommel		24.3727-0521.2 580521	L= 1.517
<b>ALFA ROMEO - 146 (930_) 12/94→01/01</b>							
 <b>Radbremszylinder</b>							
1.4 i.e. (930.B3)	66	12/94→12/96	➡	- ABS		24.3220-1116.3 020313	Ø 20,64 GG
1.6 i.e. (930.B2)	76	12/94→12/96					
1.4 i.e. 16V T.S. (930.B3A)	76	11/96→01/01	➡	01/97→; - ABS		24.3222-1707.3 020104	BDX Ø 22,2 GG
1.6 i.e. 16V T.S. (930.B2B)	88	11/96→01/01					
1.6 16V T.S. (930.B2C)	82	09/97→12/00	➡	- ABS		24.3222-1707.3 020104	BDX Ø 22,2 GG
1.9 JTD (930.B4B)	77	02/99→01/01					
1.9 TD (930.B4A)	66	12/94→02/99	➡	→ 12/96; - ABS		24.3220-1116.3 020313	Ø 20,64 GG
			➡	01/97→; - ABS		24.3222-1707.3 020104	BDX Ø 22,2 GG
<b>Zubehörsatz, Bremsbacken</b>							
1.4 i.e. (930.B3)	66	12/94→12/96	➡	- ABS		03.0137-9081.2 669081	
1.6 i.e. (930.B2)	76	12/94→12/96					
1.4 i.e. 16V T.S. (930.B3A)	76	11/96→01/01	➡	01/97→; - ABS		03.0137-9125.2 669125	BDX
1.6 i.e. 16V T.S. (930.B2B)	88	11/96→01/01					
1.6 16V T.S. (930.B2C)	82	09/97→12/00	➡	- ABS		03.0137-9125.2 669125	BDX
1.9 JTD (930.B4B)	77	02/99→01/01					
1.9 TD (930.B4A)	66	12/94→02/99	➡	→ 12/96; - ABS		03.0137-9081.2 669081	
			➡	01/97→; - ABS		03.0137-9125.2 669125	BDX
 <b>Bremstrommel</b>							
1.4 i.e. (930.B3)	66	12/94→12/96	➡	- ABS		24.0222-8018.1 480078	Ø 228,0 x 48 / 230
1.6 i.e. (930.B2)	76	12/94→12/96					
1.4 i.e. 16V T.S. (930.B3A)	76	11/96→01/01	➡	01/97→; - ABS		24.0220-3007.1 480064	Ø 203,0 x 48,5 / 204,7
1.6 i.e. 16V T.S. (930.B2B)	88	11/96→01/01					
1.6 16V T.S. (930.B2C)	82	09/97→12/00	➡	- ABS		24.0220-3007.1 480064	Ø 203,0 x 48,5 / 204,7
1.9 JTD (930.B4B)	77	02/99→01/01					
1.9 TD (930.B4A)	66	12/94→02/99	➡	01/97→; - ABS		24.0220-3007.1 480064	Ø 203,0 x 48,5 / 204,7
			➡	→ 12/96; - ABS		24.0222-8018.1 480078	Ø 228,0 x 48 / 230
 <b>Bremsbackensatz</b>							
1.4 i.e. (930.B3)	66	12/94→12/96	➡	- ABS		03.0137-0208.2 650208	Ø 228 x 42 + HEB
1.6 i.e. (930.B2)	76	12/94→12/96				03.0420-4520.3 684520	Ø 228 x 42 Ø 20,64 + RZ / + Zub Kit
1.4 i.e. 16V T.S. (930.B3A)	76	11/96→01/01	➡	01/97→; - ABS		03.0137-0262.2 650262	BDX Ø 203 x 39
1.6 i.e. 16V T.S. (930.B2B)	88	11/96→01/01				03.0520-6722.3 696722	BDX Ø 203 x 39 Ø 22,2 + RZ / + Zub TopKit
1.6 16V T.S. (930.B2C)	82	09/97→12/00	➡	- ABS		03.0137-0262.2 650262	BDX Ø 203 x 39
1.9 JTD (930.B4B)	77	02/99→01/01				03.0520-6722.3 696722	BDX Ø 203 x 39 Ø 22,2 + RZ / + Zub TopKit
1.9 TD (930.B4A)	66	12/94→02/99	➡	→ 12/96; - ABS		03.0137-0208.2 650208	Ø 228 x 42 + HEB
						03.0420-4520.3 684520	Ø 228 x 42 Ø 20,64 + RZ / + Zub Kit
			➡	01/97→; - ABS		03.0137-0262.2 650262	BDX Ø 203 x 39
						03.0520-6722.3 696722	BDX Ø 203 x 39 Ø 22,2 + RZ / + Zub TopKit
 <b>Seilzug, Feststellbremse</b>							
1.4 i.e. (930.B3)	66	12/94→12/96	➡	<input type="checkbox"/> ; + ABS; Scheiben/Trommel		24.3727-0006.2 580006	L= 1.460
1.6 i.e. (930.B2)	76	12/94→12/96	➡	<input type="checkbox"/> ; + ABS; Scheiben/Trommel		24.3727-0521.2 580521	L= 1.517
1.4 i.e. 16V T.S. (930.B3A)	76	11/96→01/01	➡	<input type="checkbox"/> ; 01/97→; + ABS; Scheiben/Trommel		24.3727-0006.2 580006	L= 1.460
1.6 i.e. 16V T.S. (930.B2B)	88	11/96→01/01	➡	<input type="checkbox"/> ; 01/97→; - ABS; Scheiben/Trommel		24.3727-0521.2 580521	L= 1.517
1.9 TD (930.B4A)	66	12/94→02/99	➡	<input type="checkbox"/> ; 01/97→; + ABS; Scheiben/Trommel		24.3727-0521.2 580521	L= 1.517
			➡	<input type="checkbox"/> ; 01/97→; - ABS; Scheiben/Trommel		24.3727-0540.2 580540	L= 1.383
↓							



























	kw			 	! #		
<b>ALFA ROMEO - 146 (930_) 12/94→01/01</b>							
 <b>Seilzug, Feststellbremse</b>							
1.6 16V T.S. (930.B2C) 1.9 JTD (930.B4B)	82 77	09/97→12/00 02/99→01/01	➡	<input type="checkbox"/> ; + ABS; Scheiben/Trommel		<b>24.3727-0006.2 580006</b>	L= 1.460
			➡	<input type="checkbox"/> ; + ABS; Scheiben/Trommel		<b>24.3727-0521.2 580521</b>	L= 1.517
			➡	<input type="checkbox"/> ; - ABS; Scheiben/Trommel		<b>24.3727-0521.2 580521</b>	L= 1.517
			➡	<input type="checkbox"/> ; - ABS; Scheiben/Trommel		<b>24.3727-0540.2 580540</b>	L= 1.383
1.7 i.e. 16V (930.B1) 1.8 i.e. 16V T.S. (930.B1A)	95 106	12/94→12/96 03/98→01/01	➡	<input type="checkbox"/> ; Scheiben/Trommel		<b>24.3727-0006.2 580006</b>	L= 1.460
			➡	<input type="checkbox"/> ; Scheiben/Trommel		<b>24.3727-0521.2 580521</b>	L= 1.517
2.0 16V Quadrifoglio (930.B5)	114	03/98→01/01					
2.0 16V T.S. (930.B5)	110	10/95→01/01					
1.8 i.e. 16V T.S. (930.B1A)	103	11/96→01/01	➡	<input type="checkbox"/> ; 01/97→; Scheiben/Trommel		<b>24.3727-0006.2 580006</b>	L= 1.460
			➡	<input type="checkbox"/> ; 01/97→; Scheiben/Trommel		<b>24.3727-0521.2 580521</b>	L= 1.517
<b>ALFA ROMEO - 147 (937_) 11/00→03/10</b>							
 <b>Seilzug, Feststellbremse</b>							
1.6 16V T.SPARK (937.AXA1A, 937.AXB1A, 937.BXB1A)	88	01/01→03/10	➡	<input type="checkbox"/> ; Scheibenbremse		<b>24.3727-0010.2 580010</b>	L= 1.170
			➡	<input type="checkbox"/> ; Scheibenbremse		<b>24.3727-0011.2 580011</b>	L= 1.235
1.6 16V T.SPARK ECO (937.AXA1A, 937.BXA1A)	77	01/01→03/10					
1.9 JTD (937.AXD1A, 937.BXD1A)	85	04/01→03/10					
1.9 JTD (937.AXF1A, 937.BXF1A)	74	06/03→03/10					
1.9 JTD 16V (937.AXG1B, 937.BXG1B)	93	09/03→09/04					
1.9 JTD 16V (937.AXG1B, 937.BXG1B)	103	11/02→03/10					
1.9 JTD 16V (937.AXM1B, 937.AXS1B)	100	10/04→03/10					
1.9 JTDM 16V (937.AXN1B, 937.AXZ1B)	125	06/08→03/10					
1.9 JTDM 8V (937.AXD1A, 937.AXU1A, 937.BXU1A)	88	07/05→03/10					
2.0 16V T.SPARK (937.AXA1, 937.AXC1, 937.BXC1)	110	01/01→03/10					
3.2 GTA (937.AXL1)	184	02/03→03/10					
1.9 JTDM (937.AXD1A, 937.AXV1A, 937.BXB1A)	85	10/04→03/10	➡	<input type="checkbox"/> ; 07/05→; Scheibenbremse		<b>24.3727-0010.2 580010</b>	L= 1.170
			➡	<input type="checkbox"/> ; 07/05→; Scheibenbremse		<b>24.3727-0011.2 580011</b>	L= 1.235
1.9 JTDM 16V (937.AXN1B, 937.BXN1B)	110	09/04→03/10					
<b>ALFA ROMEO - 155 (167_) 01/92→12/97</b>							
 <b>Seilzug, Feststellbremse</b>							
1.6 16V T.S. (167.A6A)	88	05/96→12/97	➡	<input type="checkbox"/> ; Scheibenbremse		<b>24.3727-0006.2 580006</b>	L= 1.460
1.7 T.S. (167.A4D, 167.A4H)	85	04/93→04/96	➡	<input type="checkbox"/> ; Scheibenbremse		<b>24.3727-0521.2 580521</b>	L= 1.517
1.7 T.S. (167.A4G)	83	04/93→04/96					
1.7 T.S. 16V (167.A4N)	103	05/96→12/97					
1.9 TD (167.A3B, 167.A3)	66	04/93→12/97					
2.0 T.S. 16V (167.A2G)	110	03/95→12/97					
2.5 TD (167.A1A, 167.A1G)	92	04/93→12/97					
2.5 V6 (167.A1C, 167.A1E)	120	10/92→12/97					
1.8 T.S. (167.A4C, 167.A)	77	02/92→12/97	➡	<input type="checkbox"/> ; 05/92→; Scheibenbremse		<b>24.3727-0006.2 580006</b>	L= 1.460
			➡	<input type="checkbox"/> ; 05/92→; Scheibenbremse		<b>24.3727-0521.2 580521</b>	L= 1.517
1.8 T.S. Sport (167.A4A, 167.A4C, 167.A4E)	93	01/92→12/96					
2.0 T.S. (167.A2A, 167.A2D)	104	02/92→02/95					
2.5 V6 (167.A1C, 167.A1)	121	02/92→09/96					













	kW			 	! #		
<b>ALFA ROMEO - 156 (932_) 09/97→09/05</b>							
 <b>Seilzug, Feststellbremse</b>							
1.6 16V T.SPARK	82	09/97→09/05	➡	☐; 10/97→ 07/05; Scheibenbremse		24.3727-0004.2 580004	L= 1.196
1.6 16V T.SPARK (932.A4, 932.A4100)	88	09/97→09/05	➡	☐; 10/97→ 07/05; Scheibenbremse		24.3727-0005.2 580005	L= 1.256
1.8 16V T.SPARK (932.A3)	106	09/97→10/00	➡	☐; 10/97→; Scheibenbremse		24.3727-0004.2 580004	L= 1.196
1.9 JTD (932B2)	77	09/97→10/00	➡	☐; 10/97→; Scheibenbremse		24.3727-0005.2 580005	L= 1.256
2.0 16V T.SPARK (932A2)	114	09/97→06/02					
2.5 V6 24V (932A1)	140	09/97→12/01					
1.8 16V T.SPARK (932.A3100)	103	10/00→09/05	➡	☐; → 07/05; Scheibenbremse		24.3727-0004.2 580004	L= 1.196
1.9 JTD	93	11/03→09/05	➡	☐; → 07/05; Scheibenbremse		24.3727-0005.2 580005	L= 1.256
1.9 JTD (932.A2B00, 932.A2C00)	85	05/01→09/05					
1.9 JTD (932.AXN00, 932.BXE00)	110	07/04→09/05					
1.9 JTD 16V	103	11/02→09/05					
2.0 JTS	119	01/02→09/05					
2.0 JTS (932AXA)	122	03/02→09/05					
2.4 JTD	129	10/03→09/05					
2.4 JTD (932A1B_)	103	10/00→09/05					
2.4 JTD (932AXC)	110	03/02→09/05					
2.5 V6 24V (932A11_)	141	10/00→09/05					
3.2 GTA (932AXB)	184	03/02→09/05					
1.9 JTD	100	11/02→11/04	➡	☐; Scheibenbremse		24.3727-0004.2 580004	L= 1.196
1.9 JTD (932.A2B00)	81	10/00→05/01	➡	☐; Scheibenbremse		24.3727-0005.2 580005	L= 1.256
2.0 16V T.SPARK (932A21_)	110	10/00→03/02	➡				
2.4 JTD	120	06/03→09/05	➡	☐; 10/03→ 07/05; Scheibenbremse		24.3727-0004.2 580004	L= 1.196
			➡	☐; 10/03→ 07/05; Scheibenbremse		24.3727-0005.2 580005	L= 1.256
2.4 JTD (932B1)	100	09/97→09/03	➡	☐; 10/97→ 10/00; Scheibenbremse		24.3727-0004.2 580004	L= 1.196
			➡	☐; 10/97→ 10/00; Scheibenbremse		24.3727-0005.2 580005	L= 1.256
<b>ALFA ROMEO - 156 Sportwagon (932_) 01/00→05/06</b>							
 <b>Seilzug, Feststellbremse</b>							
1.6 16V T.SPARK	82	01/00→09/05	➡	☐; → 07/05; Scheibenbremse		24.3727-0004.2 580004	L= 1.196
1.6 16V T.SPARK (932A4)	88	05/00→05/06	➡	☐; → 07/05; Scheibenbremse		24.3727-0005.2 580005	L= 1.256
1.8 16V T.SPARK (932B31_)	103	10/00→05/06					
1.9 JTD	93	11/03→05/06					
1.9 JTD	110	03/05→05/06					
1.9 JTD (932B2B, 932B2C)	85	05/01→05/06					
1.9 JTD 16V	103	11/02→05/06					
1.9 JTD 16V Q4	110	07/04→05/06					
2.0 JTS	119	03/02→05/06					
2.0 JTS (932BXA)	122	03/02→05/06					
2.4 JTD	129	10/03→05/06					
2.4 JTD (932.B1B00)	103	10/00→05/06					
2.4 JTD (932.BXC00)	110	03/02→05/06					
2.5 V6 24V (932B11_)	141	10/00→05/06					
3.2 GTA (932.BXB00)	184	03/02→05/06					
1.6 16V T.SPARK (932.B4B00)	81	07/00→07/05	➡	☐; Scheibenbremse		24.3727-0004.2 580004	L= 1.196
1.8 16V T.SPARK (932A3)	106	05/00→10/00	➡	☐; Scheibenbremse		24.3727-0005.2 580005	L= 1.256
1.9 JTD	100	11/02→11/04					
1.9 JTD (932.B2B00)	81	10/00→05/01					
1.9 JTD (932B2)	77	05/00→10/00					
2.0 16V T.SPARK (932A2)	114	05/00→06/02					
2.0 16V T.SPARK (932B21_)	110	10/00→03/02					
2.5 V6 24V (932A1)	140	05/00→08/03					
2.4 JTD	120	06/03→05/06	➡	☐; 10/03→ 07/05; Scheibenbremse		24.3727-0004.2 580004	L= 1.196
			➡	☐; 10/03→ 07/05; Scheibenbremse		24.3727-0005.2 580005	L= 1.256
2.4 JTD (932B1)	100	05/00→09/03	➡	☐; → 10/00; Scheibenbremse		24.3727-0004.2 580004	L= 1.196
			➡	☐; → 10/00; Scheibenbremse		24.3727-0005.2 580005	L= 1.256
<b>ALFA ROMEO - 164 (164_) 01/87→09/98</b>							
 <b>Seilzug, Feststellbremse</b>							
2.0	102	06/87→09/98	➡	☐; 09/87→ 08/91; Scheibenbremse	1	24.3727-0514.2 580514	L= 2.950
2.0 Turbo	128	10/87→09/98	➡	☐; → 08/91; Scheibenbremse	1	24.3727-0514.2 580514	L= 2.950
2.0 V6 Turbo (164.K3)	148	09/92→09/98	➡	☐; Scheibenbremse	1	24.3727-0514.2 580514	L= 2.950












	kw			 	! #		
<b>ALFA ROMEO - 166 (936_) 09/98→06/07</b>							
 <b>Seilzug, Feststellbremse</b>							
2.0 T.Spark (936A3A_)	114	09/98→10/00	➡	☐; 10/98→; Scheibenbremse	24.3727-0012.2	580012	L= 1.427 + Zub
2.0 V6 (936A3_)	151	09/98→10/00					
2.4 JTD (936A2A_)	100	09/98→10/00	➡	☐; 10/98→; Scheibenbremse	24.3727-0013.2	580013	L= 1.445 + Zub
2.5 V6 24V (936A2_)	140	09/98→12/06					
3.0 V6 24V (936A1_)	166	09/98→06/07					
2.0 T.Spark (936A3B_)	110	10/00→06/07	➡	☐; Scheibenbremse	24.3727-0012.2	580012	L= 1.427 + Zub
2.4 JTD	110	04/02→06/07					
2.4 JTD	120	10/03→06/07	➡	☐; Scheibenbremse	24.3727-0013.2	580013	L= 1.445 + Zub
2.4 JTD	129	10/03→06/07					
2.4 JTD	132	07/06→06/07					
2.4 JTD	136	07/05→06/07					
2.4 JTD (936A2B_)	103	10/00→06/07					
2.5 V6 24V (936A21_)	138	10/00→06/07					
3.0 V6 24V (936A11_)	162	10/00→06/07					
3.2 V6 24V	176	10/03→06/07					
<b>ALFA ROMEO - BRERA (939_) 01/06→06/10</b>							
 <b>Seilzug, Feststellbremse</b>							
1.8 TBi	147	05/09→06/10	➡	☐; Scheibenbremse	24.3727-0014.2	580014	L= 1.662
2.0 JTDM	125	05/09→06/10					
2.2 JTS	136	01/06→06/10	➡	☐; Scheibenbremse	24.3727-0015.2	580015	L= 1.577
2.4 JTDM 20V	147	01/06→06/10					
2.4 JTDM 20V	154	05/07→06/10					
3.2 JTS	191	03/08→06/10					
3.2 JTS Q4	191	01/06→06/10					
2.0 JTDM	120	03/08→06/10	➡	☐; 05/09→; Scheibenbremse	24.3727-0014.2	580014	L= 1.662
			➡	☐; 05/09→; Scheibenbremse	24.3727-0015.2	580015	L= 1.577
<b>ALFA ROMEO - GT (937_) 11/03→09/10</b>							
 <b>Seilzug, Feststellbremse</b>							
1.8 TS	103	11/03→09/10	➡	☐; → 07/10; Scheibenbremse	24.3727-0004.2	580004	L= 1.196
1.9 JTD	110	11/03→09/10					
1.9 JTD	125	05/08→09/10	➡	☐; → 07/10; Scheibenbremse	24.3727-0005.2	580005	L= 1.256
2.0 JTS	119	12/06→09/10					
2.0 JTS	121	11/03→09/10					
3.2 GTA	176	11/03→09/10	➡	☐; → 07/10; Scheibenbremse	24.3727-0004.2	580004	L= 1.196
<b>ALFA ROMEO - MITO (955_) 09/08→</b>							
 <b>Seilzug, Feststellbremse</b>							
0.9	74	12/13→	➡	☐; Scheibenbremse	24.3727-0579.2	580579	L= 1.654
0.9 TwinAir	63	07/11→					
0.9 TwinAir	77	04/13→	➡	☐; Scheibenbremse	24.3727-0580.2	580580	L= 1.673
1.3 MultiJet	59	12/13→					
1.3 MultiJet	62	01/11→					
1.3 MultiJet	66	09/08→					
1.3 MultiJet	70	10/09→					
1.4	51	05/11→					
1.4	58	09/08→					
1.4	70	09/08→					
1.4 Bifuel	88	07/11→					
1.4 Bifuel (955.AXG1A)	88	04/16→					
1.4 MultiAir	77	08/10→					
1.4 TB	103	12/13→					
1.4 TJet	88	09/08→					
1.4 TJet	110	09/08→					
1.4 TJet	114	09/08→					
1.4 Turbo MultiAir	99	10/09→					
1.4 Turbo MultiAir	120	10/09→					
1.4 Turbo MultiAir	125	10/09→					
1.6 JTDM	85	09/08→					
1.6 JTDM	88	09/08→					
1.4	57	03/11→	➡	☐; Scheibenbremse	24.3727-0579.2	580579	L= 1.654
			➡	☐; 05/11→; Scheibenbremse	24.3727-0579.2	580579	L= 1.654
			➡	☐; 05/11→; Scheibenbremse	24.3727-0580.2	580580	L= 1.673
			➡	☐; Scheibenbremse	24.3727-0580.2	580580	L= 1.673
<b>ALFA ROMEO - SPIDER (939_) 03/06→06/10</b>							
 <b>Seilzug, Feststellbremse</b>							
1.8 TBi	147	05/09→06/10	➡	☐; Scheibenbremse	24.3727-0014.2	580014	L= 1.662
2.0 JTDM	120	04/09→06/10					
2.0 JTDM	125	05/09→06/10	➡	☐; Scheibenbremse	24.3727-0015.2	580015	L= 1.577
2.4 JTDM	147	04/07→06/10					
2.4 JTDM	154	03/08→06/10					
3.2 JTS	191	03/08→06/10					
↓							

	kw					! #							
<b>ALFA ROMEO - SPIDER (939_) 03/06→06/10</b>													
 <b>Seilzug, Feststellbremse</b>													
2.2 JTS	136	03/06→06/10	➡	☐; 04/06→; Scheibenbremse		24.3727-0014.2	580014	L= 1.662					
3.2 JTS Q4	191	03/06→06/10	➡	☑; 04/06→; Scheibenbremse		24.3727-0015.2	580015	L= 1.577					
<b>AUDI - 80 Avant (8C, B4) 09/91→01/96</b>													
 <b>Radbremsszylinder</b>													
1.6 E	74	06/93→01/96	➡	→ 8C-N-300000; - ABS		24.3219-0909.3	020188	Ø 19,05 ALU					
1.9 TDI	66	07/92→01/96	➡	8C-P-000001→ 8C-P-050000; - ABS		24.3220-0909.3	020210	Ø 20,64 ALU					
2.0	66	07/92→01/96											
2.0 E	85	07/92→01/96											
2.0 E 16V	103	02/93→01/96											
<b>Zubehörsatz, Bremsbacken</b>													
1.6 E	74	06/93→01/96	➡	→ 8C-P-050000; - ABS		03.0137-9164.2	669164						
1.9 TDI	66	07/92→01/96											
2.0	66	07/92→01/96											
 <b>Bremstrommel</b>													
1.6 E	74	06/93→01/96	➡	→ 8C-P-050000; - ABS		24.0223-0007.1	480037	Ø 230,0 x 45,8 / 231 - RLG / - ABS Ring					
1.9 TDI	66	07/92→01/96											
2.0	66	07/92→01/96											
 <b>Bremsbackensatz</b>													
1.6 E	74	06/93→01/96	➡	→ 8C-P-050000; - ABS		03.0137-0264.2	650264	Ø 230 x 40 + HEB					
1.9 TDI	66	07/92→01/96	➡	8C-P-000001→ 8C-P-050000; - ABS		03.0520-6120.3	696120	VW Ø 230 x 40 Ø 20,64 + RZ / + Zub TopKit					
2.0	66	07/92→01/96											
2.0 E	85	07/92→01/96	➡	8C-P-000001→ 8C-P-050000; - ABS		03.0520-6120.3	696120	VW Ø 230 x 40 Ø 20,64 + RZ / + Zub TopKit					
2.0 E 16V	103	02/93→01/96											
 <b>Seilzug, Feststellbremse</b>													
1.6 E	74	06/93→01/96	➡	☑; → 8C-P-050000; + ABS; Scheibenbremse	2	24.3727-0147.2	580147	L= 1.722					
1.9 TDI	66	07/92→01/96	➡	☑; 8C-P-050001→ 8C-P-235351; Scheibenbremse	2	24.3727-0147.2	580147	L= 1.722					
2.0	66	07/92→01/96											
									☑; → 8C-P-050000; - ABS; Trommelbremse	2	24.3727-0148.2	580148	L= 1.578
									☐; 8C-P-235352→; → 12/95; Scheibenbremse		24.3727-0191.2	580191	L= 1.723
									☑; 8C-P-235352→; → 12/95; Scheibenbremse		24.3727-0192.2	580192	L= 1.723
2.0 E	85	07/92→01/96	➡	☑; → 8C-P-235351; Scheibenbremse	2	24.3727-0147.2	580147	L= 1.722					
2.0 E 16V	103	02/93→01/96											
2.3 E	98	07/92→01/96	➡	☐; 8C-P-235352→; → 12/95; Scheibenbremse		24.3727-0191.2	580191	L= 1.723					
2.6	110	07/92→01/96	➡	☑; 8C-P-235352→; → 12/95; Scheibenbremse		24.3727-0192.2	580192	L= 1.723					
2.8	128	09/91→01/96											
<b>AUDI - A1 (8X1, 8XK) 05/10→</b>													
 <b>Seilzug, Feststellbremse</b>													
1.0 TFSI	60	01/16→	➡	☑; Scheibenbremse	2	24.3727-3403.2	583403	L= 1.642					
1.0 TFSI	70	03/15→											
1.2 TFSI	63	05/10→											
1.4 TDI	66	11/14→											
1.4 TFSI	90	05/10→											
1.4 TFSI	92	11/14→											
1.4 TFSI	103	04/12→											
1.4 TFSI	110	11/14→											
1.4 TFSI	136	01/11→											
1.6 TDI	66	03/11→											
1.6 TDI	77	05/10→											
1.6 TDI	85	11/14→											
2.0 TDI	100	05/12→											
2.0 TDI	105	09/11→											
<b>AUDI - A1 Sportback (8XA, 8XF) 09/11→</b>													
 <b>Seilzug, Feststellbremse</b>													
1.0 TFSI	60	01/16→	➡	☑; Scheibenbremse	2	24.3727-3403.2	583403	L= 1.642					
1.0 TFSI	70	03/15→											
1.2 TFSI	63	01/12→											
1.4 TDI	66	11/14→											
1.4 TFSI	90	11/11→											
1.4 TFSI	92	11/14→											
1.4 TFSI	103	04/12→											
1.4 TFSI	110	11/14→											
1.4 TFSI	136	11/11→											
↓													













	kW			 	! #		
<b>AUDI - A1 Sportback (8XA, 8XF) 09/11→</b>							
 <b>Seilzug, Feststellbremse</b>							
1.6 TDI	66	11/11→	➔	☑; Scheibenbremse	2	24.3727-3403.2 583403	L= 1.642
1.6 TDI	77	11/11→					
1.6 TDI	85	11/14→					
2.0 TDI	100	05/12→					
2.0 TDI	105	09/11→					
<b>AUDI - A2 (8Z0) 02/00→08/05</b>							
 <b>Radbremszylinder</b>							
1.2 TDI	45	03/01→08/05	➔	→ 07/05; +PR 1KR		24.3215-0903.3 020154	Ø 15,87 ALU
1.4	55	02/00→08/05	➔	06/00→ 07/05; +PR 1KB		24.3217-0908.3 020167	Ø 17,46 ALU
1.4 TDI	55	02/00→08/05	➔	06/00→ 07/05; +PR 1KR		24.3215-0903.3 020154	Ø 15,87 ALU
			➔	06/00→ 07/05; +PR 1KB		24.3217-0908.3 020167	Ø 17,46 ALU
<b>Zubehörsatz, Bremsbacken</b>							
1.2 TDI	45	03/01→08/05		→ 07/05; +PR 1KR		03.0137-9008.2 669008	
1.4	55	02/00→08/05	➔	06/00→ 07/05; +PR 1KB		03.0137-9168.2 669168	VW
1.4 TDI	55	02/00→08/05		06/00→ 07/05; +PR 1KR		03.0137-9008.2 669008	
			➔	06/00→ 07/05; +PR 1KB		03.0137-9168.2 669168	VW
 <b>Bremstrommel</b>							
1.4	55	02/00→08/05	➔	06/00→ 07/05; +PR 1KB		24.0220-0037.1 480161	Ø 200,0 x 50,1 / 201,5
1.4 TDI	55	02/00→08/05					
 <b>Bremsbackensatz</b>							
1.4	55	02/00→08/05	➔	06/00→ 07/05; +PR 1KB		03.0137-0268.2 650268	VW Ø 200 x 40 + HEB
1.4 TDI	55	02/00→08/05				03.0520-1517.3 691517	VW Ø 200 x 40 Ø 17,46 + RZ / + Zub TopKit
			➔	06/00→ 07/05; +PR 1KR		03.0520-0415.3 690415	VW Ø 200 x 40 Ø 15,87 + RZ / + Zub TopKit
 <b>Seilzug, Feststellbremse</b>							
1.2 TDI	45	03/01→08/05	➔	☑; 8Z-3-010001→; → 07/05		24.3727-0100.2 580100	L= 1.075
			➔	☑; → 8Z-3-010000; Trommelbremse	2	24.3727-0100.2 580100	L= 1.075
			➔	☑; 8Z-3-010001→; → 07/05; Trommelbremse		24.3727-0185.2 580185	L= 1.056
1.4	55	02/00→08/05	➔	☑; 8Z-3-010001→; → 07/05		24.3727-0100.2 580100	L= 1.075
1.4 TDI	55	02/00→08/05	➔	☑; 06/00→; → 8Z-3-010000; Trommelbremse	2	24.3727-0100.2 580100	L= 1.075
			➔	☑; 8Z-3-010001→; → 07/05; Trommelbremse		24.3727-0185.2 580185	L= 1.056
<b>AUDI - A3 (8L1) 09/96→06/03</b>							
 <b>Seilzug, Feststellbremse</b>							
1.6	74	09/96→05/03	➔	☑; → 8L-X-200000; Scheibenbremse	2	24.3727-0149.2 580149	L= 1.688
1.6	75	08/00→05/03					
1.8	92	09/96→05/03	➔	☑; 8L-Y-000001→; Scheibenbremse	2	24.3727-0173.2 580173	L= 1.693
1.8 T	110	12/96→05/03					
1.8 T	132	12/98→05/03					
1.8 T quattro	110	12/96→05/03	➔	☑; 08/98→; Scheibenbremse	2	24.3727-0175.2 580175	L= 1.723
1.8 T quattro	132	10/98→05/03	➔	☑; Scheibenbremse	2	24.3727-0175.2 580175	L= 1.723
S3 quattro	154	03/99→04/02					
S3 quattro	165	10/01→05/03					
1.9 TDI	66	09/96→07/01	➔	☑; → 8L-X-200000; Scheibenbremse	2	24.3727-0149.2 580149	L= 1.688
1.9 TDI	81	08/97→07/01	➔	☑; 8L-Y-000001→; → 06/01; Scheibenbremse	2	24.3727-0173.2 580173	L= 1.693
1.9 TDI	74	10/00→05/03	➔	☑; Scheibenbremse	2	24.3727-0173.2 580173	L= 1.693
1.9 TDI	96	08/00→05/03	➔	☑; 09/00→; Scheibenbremse	2	24.3727-0173.2 580173	L= 1.693
1.9 TDI quattro	96	08/00→05/03	➔	☑; 09/00→; Scheibenbremse	2	24.3727-0175.2 580175	L= 1.723
<b>AUDI - A3 (8P1) 05/03→08/12</b>							
 <b>Seilzug, Feststellbremse</b>							
1.2 TSI	77	04/10→08/12	➔	☑; Scheibenbremse	2	24.3727-2708.2 582708	L= 1.447
1.4 TFSI	92	09/07→08/12					
1.6	75	05/03→08/12					
1.6 E-Power	75	01/11→08/12					
1.6 FSI	85	08/03→09/07					
1.6 TDI	66	05/09→08/12					













	kW			 	! #		
<b>AUDI - A3 (8P1) 05/03→08/12</b>							
 <b>Seilzug, Feststellbremse</b>							
1.6 TDI	77	05/09→08/12	➡	⬇; Scheibenbremse	2	24.3727-2708.2 582708	L= 1.447
1.8 TFSI quattro	118	07/08→08/12					
2.0 FSI	110	05/03→06/08					
2.0 TDI	100	05/03→08/12					
2.0 TDI	103	06/05→06/08					
2.0 TDI	120	06/06→06/08					
2.0 TDI	125	03/06→08/12					
2.0 TDI 16V	103	05/03→08/12					
2.0 TDI 16V quattro	103	08/04→08/12					
2.0 TDI quattro	100	05/03→06/08					
2.0 TDI quattro	103	01/06→06/08					
2.0 TDI quattro	125	03/06→08/12					
2.0 TFSI	147	09/04→08/12					
2.0 TFSI quattro	147	09/04→08/12					
3.2 V6 quattro	184	07/03→05/09					
S3 quattro	195	11/06→08/12					
1.8 T	110	08/06→08/12	➡	⬇; 01/07→; Scheibenbremse	2	24.3727-2708.2 582708	L= 1.447
1.8 TFSI	118	11/06→08/12					
1.9 TDI	77	05/03→05/10	➡	⬇; 06/03→; Scheibenbremse	2	24.3727-2708.2 582708	L= 1.447
S3 quattro	188	02/07→08/12	➡	⬇; 07/08→; Scheibenbremse	2	24.3727-2708.2 582708	L= 1.447
<b>AUDI - A3 Sportback (8PA) 09/04→03/13</b>							
 <b>Seilzug, Feststellbremse</b>							
1.2 TSI	77	04/10→03/13	➡	⬇; Scheibenbremse	2	24.3727-2708.2 582708	L= 1.447
1.4 TFSI	92	09/07→03/13					
1.6	75	09/04→03/13					
1.6 E-Power	75	01/11→03/13					
1.6 FSI	85	09/04→09/07					
1.6 TDI	66	05/09→03/13					
1.6 TDI	77	05/09→03/13					
1.8 TFSI quattro	118	07/08→03/13					
1.9 TDI	77	09/04→05/10					
2.0 FSI	110	09/04→06/08					
2.0 TDI	100	09/04→03/13					
2.0 TDI	103	06/05→06/08					
2.0 TDI	120	06/06→06/08					
2.0 TDI	125	03/06→03/13					
2.0 TDI 16V	103	09/04→03/13					
2.0 TDI 16V quattro	103	11/05→03/13					
2.0 TDI quattro	103	01/06→06/08					
2.0 TDI quattro	125	03/06→03/13					
2.0 TFSI	147	09/04→03/13					
2.0 TFSI quattro	147	09/04→03/13					
3.2 V6 quattro	184	09/04→05/09					
S3 quattro	188	07/08→03/13					
S3 quattro	195	06/08→03/13					
1.8 TFSI	118	11/06→03/13	➡	⬇; 01/07→; Scheibenbremse	2	24.3727-2708.2 582708	L= 1.447
RS3 quattro	250	01/11→12/12	➡	⬇; 04/11→	2	24.3727-0195.2 580195	L= 1.447
<b>AUDI - A4 (8D2, B5) 11/94→09/01</b>							
 <b>Seilzug, Feststellbremse</b>							
1.6	74	11/94→10/00	➡	⬇; Scheibenbremse	2	24.3727-0155.2 580155	L= 1.812
1.6	75	07/00→11/00					
1.8	85	04/95→11/00					
1.8	92	11/94→11/00					
1.8 T	132	12/97→11/00					
1.9 TDI	66	01/95→11/00					
1.9 TDI	85	03/00→11/00					
2.4	110	07/95→07/97					
2.4	120	08/97→11/00					
2.5 TDI	110	09/97→11/00					
2.6	102	01/96→07/97					
2.6	110	01/95→11/00					
2.8	128	09/95→07/97					
2.8	140	09/99→10/00					
2.8	142	10/96→07/99					
2.8	142	10/96→11/00					
1.8 T	110	01/95→11/00	➡	⬇; 05/95→; Scheibenbremse	2	24.3727-0155.2 580155	L= 1.812
1.9 TDI	55	12/95→11/00	➡	⬇; 03/96→; Scheibenbremse	2	24.3727-0155.2 580155	L= 1.812
1.9 TDI	81	10/95→11/00	➡	⬇; 02/96→; Scheibenbremse	2	24.3727-0155.2 580155	L= 1.812
2.4	121	03/97→11/00	➡	⬇; → 07/97; Scheibenbremse	2	24.3727-0155.2 580155	L= 1.812
			➡	⬇; 08/97→; Scheibenbremse	2	24.3727-0155.2 580155	L= 1.812












	kw			 	! #							
<b>AUDI - A4 (8E2, B6) 11/00→12/04</b>												
 <b>Seilzug, Feststellbremse</b>												
1.6	75	11/00→12/04	➡	☐; 12/00→; Scheibenbremse		24.3727-0182.2 580182	L= 1.928					
1.8 T	110	11/00→07/02	➡	☐; 12/00→; Scheibenbremse		24.3727-0183.2 580183	L= 2.005					
1.9 TDI	96	11/00→12/04										
2.0	96	11/00→12/04										
3.0	162	11/00→12/04										
1.8 T	120	07/02→12/04	➡	☐; Scheibenbremse		24.3727-0182.2 580182	L= 1.928					
1.8 T	140	11/02→12/04	➡	☐; Scheibenbremse		24.3727-0183.2 580183	L= 2.005					
1.9 TDI	74	05/01→12/04										
1.9 TDI	85	06/04→12/04										
2.0 FSI	110	07/02→12/04										
2.4	120	09/01→12/04										
2.4	125	09/01→12/04										
2.5 TDI	114	08/01→07/02										
2.5 TDI	120	07/02→12/04										
3.0	160	04/01→12/04										
<b>AUDI - A4 (8EC, B7) 11/04→06/08</b>												
 <b>Seilzug, Feststellbremse</b>												
1.6	75	11/04→06/08	➡	☐; Scheibenbremse		24.3727-0182.2 580182	L= 1.928					
1.8 T	120	11/04→06/08	➡	☐; Scheibenbremse		24.3727-0183.2 580183	L= 2.005					
1.9 TDI	85	11/04→06/08										
2.0	96	11/04→06/08										
2.0 TFSI	125	10/06→06/08										
2.0 TFSI	147	11/04→06/08										
2.0 TFSI	162	06/05→06/08										
2.5 TDI	120	11/04→05/06										
3.0	160	11/04→05/06										
3.2 FSI	188	01/05→06/08										
<b>AUDI - A4 Avant (8D5, B5) 11/94→09/01</b>												
 <b>Seilzug, Feststellbremse</b>												
1.6	74	11/94→09/01	➡	☐; → 04/01; Scheibenbremse	2	24.3727-0155.2 580155	L= 1.812					
1.6	75	07/00→09/01	➡			24.3727-0155.2 580155	L= 1.812					
1.8	85	07/95→09/01										
1.8	92	02/96→09/01										
1.8 T	110	03/96→09/01										
1.8 T	132	12/97→09/01										
1.9 DUO	66	03/98→09/01										
1.9 TDI	55	03/96→09/01										
1.9 TDI	66	02/96→09/01										
1.9 TDI	81	02/96→09/01										
1.9 TDI	85	03/00→09/01										
2.4	120	08/97→09/01										
2.5 TDI	110	09/97→09/01										
2.6	110	02/96→09/01										
2.8	142	10/96→09/01										
2.4	110	07/95→07/97						➡	☐; Scheibenbremse	2	24.3727-0155.2 580155	L= 1.812
2.8	128	03/96→09/96						➡			24.3727-0155.2 580155	L= 1.812
2.8	140	03/99→09/00										
2.4	121	03/97→09/01	➡	☐; 08/97→ 04/01; Scheibenbremse	2	24.3727-0155.2 580155	L= 1.812					
<b>AUDI - A4 Avant (8E5, B6) 04/01→12/04</b>												
 <b>Seilzug, Feststellbremse</b>												
1.6	75	09/01→12/04	➡	☐; Scheibenbremse		24.3727-0182.2 580182	L= 1.928					
1.8 T	110	09/01→07/02	➡	☐; Scheibenbremse		24.3727-0183.2 580183	L= 2.005					
1.8 T	120	07/02→12/04										
1.8 T	140	11/02→12/04										
1.9 TDI	74	11/01→12/04										
1.9 TDI	85	06/04→12/04										
1.9 TDI	96	09/01→12/04										
2.0	96	09/01→12/04										
2.0 FSI	110	07/02→12/04										
2.4	120	09/01→12/04										
2.4	125	09/01→12/04										
2.5 TDI	114	09/01→07/02										
2.5 TDI	120	07/02→12/04										
3.0	160	04/01→12/04										
3.0	162	09/01→12/04										
<b>AUDI - A4 Avant (8ED, B7) 11/04→06/08</b>												
 <b>Seilzug, Feststellbremse</b>												
1.6	75	11/04→06/08	➡	☐; Scheibenbremse		24.3727-0182.2 580182	L= 1.928					
1.8 T	120	11/04→06/08	➡	☐; Scheibenbremse		24.3727-0183.2 580183	L= 2.005					
1.9 TDI	85	11/04→06/08										
2.0	96	11/04→06/08										
2.0 TFSI	125	10/06→06/08										
2.0 TFSI	147	11/04→06/08										
2.0 TFSI	162	06/05→06/08										








	kW			 	! #		
<b>AUDI - A4 Avant (8ED, B7) 11/04→06/08</b>							
 <b>Seilzug, Feststellbremse</b>							
2.5 TDI	120	11/04→05/06	➡	☐; Scheibenbremse		24.3727-0182.2	580182 L= 1.928
3.0	160	11/04→05/06					
3.2 FSI	188	01/05→06/08	➡	☑; Scheibenbremse		24.3727-0183.2	580183 L= 2.005
<b>AUDI - A4 Cabriolet (8H7, B6, 8HE, B7) 04/02→03/09</b>							
 <b>Seilzug, Feststellbremse</b>							
1.8 T	120	07/02→03/09	➡	☐; → 11/08; Scheibenbremse		24.3727-0182.2	580182 L= 1.928
2.0 TDI	100	01/06→03/09					
2.0 TDI	103	01/06→03/09	➡	☑; → 11/08; Scheibenbremse		24.3727-0183.2	580183 L= 2.005
2.0 TFSI 16V	147	01/06→03/09					
2.7 TDI	132	06/06→03/09					
3.2 FSI	188	01/06→03/09					
1.8 T	125	10/02→10/05	➡	☐; Scheibenbremse		24.3727-0182.2	580182 L= 1.928
2.0	96	09/04→12/05					
2.4	120	04/02→12/05	➡	☑; Scheibenbremse		24.3727-0183.2	580183 L= 2.005
2.4	125	04/02→12/05					
2.5 TDI	120	08/02→12/05					
3.0	160	04/02→12/05					
3.0	162	04/02→12/05					
<b>AUDI - A6 (4A, C4) 06/94→10/97</b>							
 <b>Seilzug, Feststellbremse</b>							
1.8	92	12/95→10/97	➡	☑; Scheibenbremse	2	24.3727-0154.2	580154 L= 1.491
1.9 TDI	66	06/94→10/97					
2.0	74	06/94→10/97					
2.0	79	08/95→07/96					
2.0	85	06/94→10/97					
2.0 16V	103	06/94→10/97					
2.3	98	06/94→12/95					
2.5 TDI	84	01/95→10/97					
2.5 TDI	85	06/94→10/97					
2.5 TDI	103	08/94→10/97					
2.6	102	06/94→10/97					
2.6	110	06/94→10/97					
2.8	120	08/95→07/96					
2.8	128	06/94→10/97					
2.8	142	12/95→10/97					
<b>AUDI - A6 (4B2, C5) 01/97→01/05</b>							
 <b>Seilzug, Feststellbremse</b>							
1.8	85	05/97→01/05	➡	☐; Scheibenbremse		24.3727-0171.2	580171 L= 1.958
1.8	92	07/97→01/05					
1.8 T	132	12/97→01/05	➡	☑; Scheibenbremse		24.3727-0172.2	580172 L= 1.958
1.9 TDI	81	04/97→10/00					
1.9 TDI	85	07/00→01/05					
1.9 TDI	96	08/01→01/05					
2.0	96	08/01→01/05					
2.4	100	07/98→01/05					
2.4	125	08/01→01/05					
2.5 TDI	110	07/97→01/05					
2.5 TDI	114	08/01→01/05					
2.5 TDI	120	07/02→01/05					
2.5 TDI	132	02/00→01/05					
2.7 T	169	02/99→01/05					
2.8	132	10/97→05/00					
2.8	140	07/99→01/05					
3.0	160	06/01→01/05					
3.0	162	08/01→01/05					
1.8 T	110	01/97→01/05	➡	☐; 04/97→; Scheibenbremse		24.3727-0171.2	580171 L= 1.958
2.4	115	02/97→01/05					
2.4	120	02/97→01/05	➡	☑; 04/97→; Scheibenbremse		24.3727-0172.2	580172 L= 1.958
2.4	121	02/97→01/05					
2.8	142	02/97→01/05					
1.8 T quattro	110	02/97→01/05	➡	☑; 04/97→; Scheibenbremse	2	24.3727-0178.2	580178 L= 1.925
2.4 quattro	120	02/97→01/05					
2.4 quattro	121	02/97→01/05					
2.8 quattro	142	02/97→01/05					
1.8 T quattro	132	12/97→01/05	➡	☑; Scheibenbremse	2	24.3727-0178.2	580178 L= 1.925
2.4 quattro	115	08/98→07/99					
2.4 quattro	125	08/01→01/05					
2.5 TDI quattro	110	07/97→01/05					
2.5 TDI quattro	132	02/00→01/05					
2.7 quattro	187	05/01→07/04					
2.7 T quattro	169	12/97→01/05					
2.7 T quattro	184	08/01→01/05					
2.8 quattro	132	01/98→04/00					
2.8 quattro	140	07/99→05/01					
3.0 quattro	160	06/01→07/04					
3.0 quattro	162	08/01→01/05					




















	kW			 	! #		
<b>AUDI - A6 (4B2, C5) 01/97→01/05</b>							
 <b>Seilzug, Feststellbremse</b>							
4.2 quattro S6 quattro	220 250	11/98→01/05 09/99→01/05	➔	⬇️; Scheibenbremse	2	24.3727-0178.2 580178	L= 1.925
<b>AUDI - A6 Avant (4A, C4) 06/94→12/97</b>							
 <b>Seilzug, Feststellbremse</b>							
1.8 1.9 TDI 2.0 2.0 2.0 16V 2.3 2.5 TDI 2.5 TDI 2.5 TDI 2.6 2.6 2.8 2.8	92 66 74 79 85 98 84 85 103 102 110 128 142	12/95→12/97 06/94→12/97 06/94→12/97 08/95→07/96 06/94→12/97 06/94→12/97 01/95→12/97 06/94→12/97 08/94→12/97 06/94→02/97 06/94→12/97 06/94→12/97 12/95→12/97	➔	⬇️; Scheibenbremse	2	24.3727-0154.2 580154	L= 1.491
2.4	110	07/96→12/97	➔	⬇️; 04/97→; Scheibenbremse		24.3727-0171.2 580171	L= 1.958
			➔	⬇️; 04/97→; Scheibenbremse		24.3727-0172.2 580172	L= 1.958
<b>AUDI - A6 Avant (4B5, C5) 11/97→01/05</b>							
 <b>Seilzug, Feststellbremse</b>							
1.8 1.8 1.8 T 1.8 T 1.9 TDI 1.9 TDI 1.9 TDI 2.0 2.4 2.4 2.4 2.4 2.4 2.5 TDI 2.5 TDI 2.5 TDI 2.5 TDI 2.7 T 2.8 2.8 2.8 3.0 3.0	85 92 110 132 81 85 96 96 100 115 120 121 125 110 114 120 132 169 132 140 142 160 162	02/98→01/05 12/97→01/05 12/97→01/05 04/99→01/05 02/98→04/01 07/00→01/05 08/01→01/05 08/01→01/05 07/98→01/05 12/97→01/05 12/97→01/05 12/97→01/05 08/01→01/05 12/97→01/05 08/01→01/05 07/02→01/05 02/00→01/05 02/99→01/05 12/97→05/00 07/99→01/05 12/97→01/05 06/01→01/05 08/01→01/05	➔	⬇️; Scheibenbremse		24.3727-0171.2 580171	L= 1.958
			➔	⬇️; Scheibenbremse		24.3727-0172.2 580172	L= 1.958
1.8 T quattro 1.8 T quattro 2.4 quattro 2.4 quattro 2.4 quattro 2.4 quattro 2.5 TDI quattro 2.5 TDI quattro 2.7 T quattro 2.7 T quattro 2.8 quattro 3.0 quattro 3.0 quattro 4.2 quattro S6 quattro	110 132 115 120 121 125 110 114 169 184 142 160 162 220 250	12/97→01/05 12/97→01/05 08/98→05/01 12/97→01/05 12/97→01/05 08/01→01/05 12/97→01/05 02/00→01/05 12/97→01/05 08/01→01/05 12/97→01/05 06/01→01/05 08/01→01/05 11/98→01/05 09/99→01/05	➔	⬇️; Scheibenbremse	2	24.3727-0178.2 580178	L= 1.925
<b>AUDI - ALLROAD (4BH, C5) 05/00→08/05</b>							
 <b>Seilzug, Feststellbremse</b>							
2.5 TDI quattro 2.5 TDI quattro 2.7 quattro 2.7 T quattro 4.2 V8 quattro	120 132 187 184 220	05/03→08/05 05/00→08/05 09/00→08/05 05/00→08/05 07/02→08/05	➔	⬇️; → 07/05; Scheibenbremse	2	24.3727-0178.2 580178	L= 1.925
<b>AUDI - CABRIOLET (8G7, B4) 05/91→08/00</b>							
 <b>Seilzug, Feststellbremse</b>							
2.0 E 2.8	85 128	01/93→07/98 11/92→08/00	➔	⬇️; → 8G-P-005533; Scheibenbremse		24.3727-0143.2 580143	L= 1.398
			➔	⬇️; → 8G-P-005533; Scheibenbremse		24.3727-0144.2 580144	L= 1.358

	kW			 	! #		
<b>AUDI - COUPE (89, 8B) 10/88→12/96</b>							
 <b>Seilzug, Feststellbremse</b>							
2.0	85	05/89→12/96	➡	☐; → 04/93; Scheibenbremse		24.3727-0143.2 580143	L= 1.398
2.0 16 V	103	08/92→12/96					
2.3	98	03/90→12/96	➡	☐; → 04/93; Scheibenbremse		24.3727-0144.2 580144	L= 1.358
2.6	110	08/92→12/96					
2.8	128	09/91→12/96					
<b>AUDI - Q7 (4L) 03/06→08/15</b>							
 <b>Bremsbackensatz, Feststellbremse</b>							
3.0 TDI quattro	150	05/10→08/15	➡	+PR 1KF,2EA,1KD,2EF		03.0137-0451.2 650451	Ø 210 x 30
3.0 TDI quattro	155	03/06→05/10					
3.0 TDI quattro	165	06/09→05/12					
3.0 TDI quattro	171	03/06→05/08					
3.0 TDI quattro	176	11/07→08/15					
3.0 TDI quattro	180	05/11→08/15					
3.0 TFSI quattro	200	05/10→08/15					
3.0 TFSI quattro	206	05/11→08/15					
3.0 TFSI quattro	245	05/10→08/15					
3.6 FSI quattro	206	08/06→05/10					
4.2 FSI quattro	257	03/06→05/10					
4.2 TDI quattro	240	03/07→06/09					
4.2 TDI quattro	250	05/09→08/15					
6.0 TDI quattro	368	09/08→05/14					
<b>Zubehörsatz, Feststellbremsbacken</b>							
3.0 TDI quattro	150	05/10→08/15		+PR 1KF,2EA,1KD,2EF		03.0137-9288.2 669288	
3.0 TDI quattro	155	03/06→05/10					
3.0 TDI quattro	165	06/09→05/12					
3.0 TDI quattro	171	03/06→05/08					
3.0 TDI quattro	176	11/07→08/15					
3.0 TDI quattro	180	05/11→08/15					
3.0 TFSI quattro	200	05/10→08/15					
3.0 TFSI quattro	206	05/11→08/15					
3.0 TFSI quattro	245	05/10→08/15					
3.6 FSI quattro	206	08/06→05/10					
4.2 FSI quattro	257	03/06→05/10					
4.2 TDI quattro	240	03/07→06/09					
4.2 TDI quattro	250	05/09→08/15					
6.0 TDI quattro	368	09/08→05/14					
<b>Reparaturatz, Automatische Nachstellung</b>							
3.0 TDI quattro	150	05/10→08/15		+PR 1KF,2EA,1KD,2EF		03.0137-9700.2 669700	
3.0 TDI quattro	155	03/06→05/10				03.0137-9702.2 669702	
3.0 TDI quattro	165	06/09→05/12					
3.0 TDI quattro	171	03/06→05/08					
3.0 TDI quattro	176	11/07→08/15					
3.0 TDI quattro	180	05/11→08/15					
3.0 TFSI quattro	200	05/10→08/15					
3.0 TFSI quattro	206	05/11→08/15					
3.0 TFSI quattro	245	05/10→08/15					
3.6 FSI quattro	206	08/06→05/10					
4.2 FSI quattro	257	03/06→05/10					
4.2 TDI quattro	240	03/07→06/09					
4.2 TDI quattro	250	05/09→08/15					
6.0 TDI quattro	368	09/08→05/14					
 <b>Seilzug, Feststellbremse</b>							
3.0 TDI quattro	150	05/10→08/15	➡	☑; 06/10→; +PR 1KF,2EA,1KD,2EF; Scheibenbremse	2	24.3727-3400.2 583400	L= 1.890
3.0 TDI quattro	165	06/09→05/12					
3.0 TDI quattro	176	11/07→08/15					
3.0 TFSI quattro	200	05/10→08/15					
3.0 TFSI quattro	245	05/10→08/15					
4.2 TDI quattro	250	05/09→08/15					
6.0 TDI quattro	368	09/08→05/14					
3.0 TDI quattro	180	05/11→08/15	➡	☑; +PR 1KF,2EA,1KD,2EF; Scheibenbremse	2	24.3727-3400.2 583400	L= 1.890
3.0 TFSI quattro	206	05/11→08/15					
<b>AUDI - TT (8N3) 10/98→06/06</b>							
 <b>Seilzug, Feststellbremse</b>							
1.8 T	110	09/02→06/06	➡	☑; Scheibenbremse	2	24.3727-0189.2 580189	L= 1.617
1.8 T	120	09/05→06/06					
1.8 T	140	09/05→06/06					
1.8 T	132	10/98→06/06	➡	☑; 8N-Y-011101→; Scheibenbremse	2	24.3727-0189.2 580189	L= 1.617
			➡	☑; → 8N-Y-011100; Scheibenbremse	2	24.3727-0190.2 580190	L= 1.612
<b>AUDI - TT Roadster (8N9) 10/99→06/06</b>							
 <b>Seilzug, Feststellbremse</b>							
1.8 T	110	01/01→06/06	➡	☑; Scheibenbremse	2	24.3727-0189.2 580189	L= 1.617

	kw			 	! #		
<b>AUDI - TT Roadster (8N9) 10/99→06/06</b>							
 <b>Seilzug, Feststellbremse</b>							
1.8 T	120	09/05→06/06	➡	⬇️; Scheibenbremse	2	24.3727-0189.2 580189	L= 1.617
1.8 T	140	09/05→06/06	➡				
1.8 T	132	10/99→06/06	➡	⬇️; 8N-Y-011101→; Scheibenbremse	2	24.3727-0189.2 580189	L= 1.617
			➡	⬇️; → 8N-Y-011100; Scheibenbremse	2	24.3727-0190.2 580190	L= 1.612
<b>AUTOBIANCHI - Y10 03/85→10/95</b>							
 <b>Radbremszylinder</b>							
1.0	33	03/85→10/95	➡	12/87→ 12/89		24.3219-0803.3 020183	Ø 19,05 GG
1.0	41	03/85→10/95	➡	06/85→ 12/89		24.3219-0803.3 020183	Ø 19,05 GG
1.0 4WD	37	12/86→10/95	➡	→ 12/89		24.3219-0803.3 020183	Ø 19,05 GG
1.0 Cat	33	10/87→10/95	➡	12/87→ 12/89		24.3219-0803.3 020183	Ø 19,05 GG
1.0 Turbo	63	03/85→10/95	➡	06/85→ 12/89		24.3219-0803.3 020183	Ø 19,05 GG
1.1	42	06/89→10/95	➡	01/90→		24.3219-0803.3 020183	Ø 19,05 GG
1.1 i.e. Cat	42	09/90→10/95	➡			24.3219-0803.3 020183	Ø 19,05 GG
1.3 i.e. GT	54	06/89→10/95					
1.3 i.e. GT	57	06/89→10/95					
<b>Zubehörsatz, Bremsbacken</b>							
1.0	33	03/85→10/95	➡	12/87→ 12/89		03.0137-9021.2 669021	Fiat
1.0	41	03/85→10/95	➡	06/85→ 12/89		03.0137-9021.2 669021	Fiat
1.0 4WD	37	12/86→10/95	➡	→ 12/89		03.0137-9021.2 669021	Fiat
1.0 Cat	33	10/87→10/95	➡	12/87→ 12/89		03.0137-9021.2 669021	Fiat
1.0 Turbo	63	03/85→10/95	➡	06/85→ 12/89		03.0137-9021.2 669021	Fiat
1.1	42	06/89→10/95	➡	01/90→		03.0137-9021.2 669021	Fiat
1.1 i.e. Cat	42	09/90→10/95	➡			03.0137-9021.2 669021	Fiat
1.3 i.e. GT	54	06/89→10/95					
1.3 i.e. GT	57	06/89→10/95					
 <b>Bremsstrommel</b>							
1.0	33	03/85→10/95	➡	12/87→ 12/89		24.0218-5001.1 480012	Ø 185,0 x 37 / 186,8
1.0	41	03/85→10/95	➡	06/85→ 12/89		24.0218-5001.1 480012	Ø 185,0 x 37 / 186,8
1.0 4WD	37	12/86→10/95	➡	→ 12/89		24.0218-5001.1 480012	Ø 185,0 x 37 / 186,8
1.0 Cat	33	10/87→10/95	➡	12/87→ 12/89		24.0218-5001.1 480012	Ø 185,0 x 37 / 186,8
1.0 Turbo	63	03/85→10/95	➡	06/85→ 12/89		24.0218-5001.1 480012	Ø 185,0 x 37 / 186,8
1.1	42	06/89→10/95	➡	01/90→		24.0218-5001.1 480012	Ø 185,0 x 37 / 186,8
1.1 i.e. Cat	42	09/90→10/95	➡			24.0218-5001.1 480012	Ø 185,0 x 37 / 186,8
1.3 i.e. GT	54	06/89→10/95					
1.3 i.e. GT	57	06/89→10/95					
 <b>Bremsbackensatz</b>							
1.0	33	03/85→10/95	➡	12/87→ 12/89		03.0137-0015.2 650015	Fiat Ø 185 x 31
1.0	41	03/85→10/95	➡			03.0137-0273.2 650273	AP Ø 185 x 31
						03.0420-0319.3 680319	Fiat Ø 185 x 31 Ø 19,05 + RZ / + Zub Kit
						03.0520-4319.3 694319	AP Ø 185 x 31 Ø 19,05 + RZ / + Zub TopKit
			➡	06/85→ 12/89		03.0137-0015.2 650015	Fiat Ø 185 x 31
						03.0137-0273.2 650273	AP Ø 185 x 31
						03.0420-0319.3 680319	Fiat Ø 185 x 31 Ø 19,05 + RZ / + Zub Kit
						03.0520-4319.3 694319	AP Ø 185 x 31 Ø 19,05 + RZ / + Zub TopKit
1.0 4WD	37	12/86→10/95	➡	→ 12/89		03.0137-0015.2 650015	Fiat Ø 185 x 31
1.0 Cat	33	10/87→10/95	➡			03.0137-0273.2 650273	AP Ø 185 x 31
						03.0420-0319.3 680319	Fiat Ø 185 x 31 Ø 19,05 + RZ / + Zub Kit
						03.0520-4319.3 694319	AP Ø 185 x 31 Ø 19,05 + RZ / + Zub TopKit
			➡	12/87→ 12/89		03.0137-0015.2 650015	Fiat Ø 185 x 31
						03.0137-0273.2 650273	AP Ø 185 x 31
						03.0420-0319.3 680319	Fiat Ø 185 x 31 Ø 19,05 + RZ / + Zub Kit
						03.0520-4319.3 694319	AP Ø 185 x 31 Ø 19,05 + RZ / + Zub TopKit
↓							

	kw			 	! #		
<b>AUTOBIANCHI - Y10 03/85→10/95</b>							
<b>Bremsbackensatz</b>							
1.0 Turbo	63	03/85→10/95	➔	06/85→12/89		03.0137-0015.2 650015 03.0137-0273.2 650273 03.0420-0319.3 680319 03.0520-4319.3 694319	Fiat Ø 185 x 31 AP Ø 185 x 31 Fiat Ø 185 x 31 Ø 19,05 + RZ / + Zub Kit AP Ø 185 x 31 Ø 19,05 + RZ / + Zub TopKit
1.1	42	06/89→10/95	➔	01/90→		03.0137-0015.2 650015 03.0137-0273.2 650273 03.0420-0319.3 680319 03.0520-4319.3 694319	Fiat Ø 185 x 31 AP Ø 185 x 31 Fiat Ø 185 x 31 Ø 19,05 + RZ / + Zub Kit AP Ø 185 x 31 Ø 19,05 + RZ / + Zub TopKit
1.1 i.e. Cat 1.3 i.e. GT 1.3 i.e. GT	42 54 57	09/90→10/95 06/89→10/95 06/89→10/95	➔			03.0137-0015.2 650015 03.0137-0273.2 650273 03.0420-0319.3 680319 03.0520-4319.3 694319	Fiat Ø 185 x 31 AP Ø 185 x 31 Fiat Ø 185 x 31 Ø 19,05 + RZ / + Zub Kit AP Ø 185 x 31 Ø 19,05 + RZ / + Zub TopKit
<b>Seilzug, Feststellbremse</b>							
1.0 1.0	33 41	03/85→10/95 03/85→10/95	➔	⏴; 12/87→12/89; Trommelbremse	1	24.3727-0519.2 580519	L= 2.385
			➔	⏴; 06/85→12/89; Trommelbremse	1	24.3727-0519.2 580519	L= 2.385
1.0 4WD	37	12/86→10/95	➔	⏴; 12/87→12/89; Trommelbremse	1	24.3727-0503.2 580503 24.3727-0519.2 580519	L= 2.670 L= 2.385
			➔	⏴; →12/89; Trommelbremse	1	24.3727-0503.2 580503 24.3727-0519.2 580519	L= 2.670 L= 2.385
1.0 Cat	33	10/87→10/95	➔	⏴; 12/87→12/89; Trommelbremse	1	24.3727-0519.2 580519	L= 2.385
			➔	⏴; →12/89; Trommelbremse	1	24.3727-0519.2 580519	L= 2.385
1.0 Turbo	63	03/85→10/95	➔	⏴; 06/85→12/89; Trommelbremse	1	24.3727-0519.2 580519	L= 2.385
1.1	42	06/89→10/95	➔	⏴; 01/90→12/92; Trommelbremse	1	24.3727-0519.2 580519	L= 2.385
1.1 4WD	42	06/89→10/95	➔	⏴; 01/90→; Trommelbremse	1	24.3727-0503.2 580503	L= 2.670
1.1 i.e. Cat 1.3 i.e. GT 1.3 i.e. GT	42 54 57	09/90→10/95 06/89→10/95 06/89→10/95	➔	⏴; →12/92; Trommelbremse	1	24.3727-0519.2 580519	L= 2.385
<b>BMW - 1 (E81) 09/06→12/11</b>							
<b>Bremsbackensatz, Feststellbremse</b>							
116 d	66	01/11→12/11				03.0137-0379.2 650379	Ø 161 x 20
116 d	85	11/08→12/11		03/09→05/11		03.0137-0379.2 650379	Ø 161 x 20
116 i	85	04/07→12/11		→08/07		03.0137-0379.2 650379	Ø 161 x 20
116 i	89	08/07→11/11		09/07→12/08		03.0137-0379.2 650379	Ø 161 x 20
116 i	90	03/07→11/11					
116 i	90	11/08→12/11		01/09→05/11		03.0137-0379.2 650379	Ø 161 x 20
118 d	100	09/06→12/11		04/07→05/11		03.0137-0379.2 650379	Ø 161 x 20
118 d	105	09/06→12/11					
118 i	100	09/06→12/11					
118 i	105	09/06→12/11					
120 i	120	09/06→12/11					
120 i	125	09/06→12/11					
120 d	120	09/06→12/11		→02/07		03.0137-0379.2 650379	Ø 161 x 20
120 d	130	09/06→12/11		03/07→05/11		03.0137-0379.2 650379	Ø 161 x 20
120 d	145	09/06→12/11					
120 i	115	09/06→10/11		→03/07		03.0137-0379.2 650379	Ø 161 x 20
123 d	150	03/07→12/11		10/07→05/11		03.0137-0305.2 650305	Ø 185 x 20
130 i	190	09/06→12/11		→05/11		03.0137-0305.2 650305	Ø 185 x 20
130 i	195	09/06→12/11					
<b>Zubehörsatz, Feststellbremsbacken</b>							
116 d	66	01/11→12/11				03.0137-9265.2 669265	
116 d	85	11/08→12/11		03/09→05/11		03.0137-9265.2 669265	
116 i	85	04/07→12/11		→08/07		03.0137-9265.2 669265	
116 i	89	08/07→11/11		09/07→12/08		03.0137-9265.2 669265	
116 i	90	03/07→11/11					
116 i	90	11/08→12/11		01/09→05/11		03.0137-9265.2 669265	
118 d	100	09/06→12/11		04/07→05/11		03.0137-9265.2 669265	
118 d	105	09/06→12/11					
118 i	100	09/06→12/11					
↓							

	kw			 	! #		
<b>BMW - 1 (E81) 09/06→12/11</b>							
<b>Zubehörsatz, Feststellbremsbacken</b>							
118 i	105	09/06→12/11		04/07→ 05/11		03.0137-9265.2	669265
120 i	120	09/06→12/11					
120 i	125	09/06→12/11					
120 d	120	09/06→12/11		→ 02/07		03.0137-9265.2	669265
120 d	130	09/06→12/11		03/07→ 05/11		03.0137-9265.2	669265
120 d	145	09/06→12/11					
120 i	115	09/06→10/11		→ 03/07		03.0137-9265.2	669265
123 d	150	03/07→12/11		10/07→ 05/11		03.0137-9062.2	669062
130 i	190	09/06→12/11		→ 05/11		03.0137-9062.2	669062
130 i	195	09/06→12/11					
<b>Reparaturatz, Automatische Nachstellung</b>							
116 d	66	01/11→12/11				03.0137-9701.2	669701
						03.0137-9702.2	669702
116 d	85	11/08→12/11		03/09→ 05/11		03.0137-9701.2	669701
						03.0137-9702.2	669702
116 i	85	04/07→12/11		→ 08/07		03.0137-9701.2	669701
						03.0137-9702.2	669702
116 i	89	08/07→11/11		09/07→ 12/08		03.0137-9701.2	669701
116 i	90	03/07→11/11				03.0137-9702.2	669702
116 i	90	11/08→12/11		01/09→ 05/11		03.0137-9701.2	669701
						03.0137-9702.2	669702
118 d	100	09/06→12/11		04/07→ 05/11		03.0137-9701.2	669701
118 d	105	09/06→12/11				03.0137-9702.2	669702
118 i	100	09/06→12/11					
118 i	105	09/06→12/11					
120 i	120	09/06→12/11					
120 i	125	09/06→12/11					
120 d	120	09/06→12/11		→ 02/07		03.0137-9701.2	669701
						03.0137-9702.2	669702
120 d	130	09/06→12/11		03/07→ 05/11		03.0137-9701.2	669701
120 d	145	09/06→12/11				03.0137-9702.2	669702
120 i	115	09/06→10/11		→ 03/07		03.0137-9701.2	669701
						03.0137-9702.2	669702
123 d	150	03/07→12/11		10/07→ 05/11		03.0137-9700.2	669700
						03.0137-9702.2	669702
130 i	190	09/06→12/11		→ 05/11		03.0137-9700.2	669700
130 i	195	09/06→12/11				03.0137-9702.2	669702
<b> Seilzug, Feststellbremse</b>							
116 d	66	01/11→12/11	➡	⬇	2	24.3727-0234.2	580234 L= 1.435
116 d	85	11/08→12/11	➡	⬇; 03/09→ 05/11	2	24.3727-0234.2	580234 L= 1.435
116 i	85	04/07→12/11	➡	⬇; → 08/07	2	24.3727-0234.2	580234 L= 1.435
116 i	89	08/07→11/11	➡	⬇; 09/07→ 12/08	2	24.3727-0234.2	580234 L= 1.435
116 i	90	03/07→11/11	➡				
116 i	90	11/08→12/11	➡	⬇; 01/09→ 05/11	2	24.3727-0234.2	580234 L= 1.435
118 d	100	09/06→12/11	➡	⬇; 04/07→ 05/11	2	24.3727-0234.2	580234 L= 1.435
118 d	105	09/06→12/11	➡				
118 i	100	09/06→12/11	➡				
118 i	105	09/06→12/11	➡				
120 i	120	09/06→12/11	➡				
120 i	125	09/06→12/11	➡				
120 d	120	09/06→12/11	➡	⬇; → 02/07	2	24.3727-0234.2	580234 L= 1.435
120 d	130	09/06→12/11	➡	⬇; 03/07→ 05/11	2	24.3727-0234.2	580234 L= 1.435
120 d	145	09/06→12/11	➡				
120 i	115	09/06→10/11	➡	⬇; → 03/07	2	24.3727-0234.2	580234 L= 1.435
123 d	150	03/07→12/11	➡	⬇; 10/07→ 05/11	2	24.3727-0234.2	580234 L= 1.435
130 i	190	09/06→12/11	➡	⬇; → 05/11	2	24.3727-0234.2	580234 L= 1.435
130 i	195	09/06→12/11	➡				
<b>BMW - 1 (E87) 02/03→01/13</b>							
<b> Bremsbackensatz, Feststellbremse</b>							
116 d	66	01/11→12/11				03.0137-0379.2	650379 Ø 161 x 20
116 d	85	12/08→09/12		03/09→ 05/11		03.0137-0379.2	650379 Ø 161 x 20
116 i	85	11/03→06/11		09/04→ 08/07		03.0137-0379.2	650379 Ø 161 x 20
116 i	89	03/07→06/11		09/07→ 12/08		03.0137-0379.2	650379 Ø 161 x 20
116 i	90	03/07→06/11					
↓							

	kw			 	! #		
<b>BMW - 1 (E87) 02/03→01/13</b>							
<b> Bremsbackensatz, Feststellbremse</b>							
116 i	90	01/09→06/11		→ 05/11		<b>03.0137-0379.2 650379</b>	Ø 161 x 20
118 d	90	11/03→02/07		09/04→		<b>03.0137-0379.2 650379</b>	Ø 161 x 20
118 i	95	07/04→02/07					
120 d	110	03/03→02/07					
118 d	100	09/06→06/11		04/07→ 05/11		<b>03.0137-0379.2 650379</b>	Ø 161 x 20
118 d	105	09/06→06/11					
118 i	105	09/06→06/11					
120 i	120	09/06→06/11					
120 i	125	09/06→06/11					
118 i	100	10/06→06/11		→ 03/07		<b>03.0137-0379.2 650379</b>	Ø 161 x 20
118 i	125	03/07→12/07		04/07→		<b>03.0137-0379.2 650379</b>	Ø 161 x 20
120 d	120	03/03→06/11		09/04→ 02/07		<b>03.0137-0379.2 650379</b>	Ø 161 x 20
120 d	130	09/06→06/11		03/07→ 05/11		<b>03.0137-0379.2 650379</b>	Ø 161 x 20
120 i	110	11/03→06/11		09/04→ 03/07		<b>03.0137-0379.2 650379</b>	Ø 161 x 20
120 i	115	11/03→06/11					
123 d	150	03/07→09/12		10/07→ 05/11		<b>03.0137-0305.2 650305</b>	Ø 185 x 20
130 i	190	03/05→09/12		→ 05/11		<b>03.0137-0305.2 650305</b>	Ø 185 x 20
130 i	195	03/05→09/12		09/05→ 05/11		<b>03.0137-0305.2 650305</b>	Ø 185 x 20
<b>Zubehörsatz, Feststellbremsbacken</b>							
116 d	66	01/11→12/11				<b>03.0137-9265.2 669265</b>	
116 d	85	12/08→09/12		03/09→ 05/11		<b>03.0137-9265.2 669265</b>	
116 i	85	11/03→06/11		09/04→ 08/07		<b>03.0137-9265.2 669265</b>	
116 i	89	03/07→06/11		09/07→ 12/08		<b>03.0137-9265.2 669265</b>	
116 i	90	03/07→06/11					
116 i	90	01/09→06/11		→ 05/11		<b>03.0137-9265.2 669265</b>	
118 d	90	11/03→02/07		09/04→		<b>03.0137-9265.2 669265</b>	
118 i	95	07/04→02/07					
120 d	110	03/03→02/07					
118 d	100	09/06→06/11		04/07→ 05/11		<b>03.0137-9265.2 669265</b>	
118 d	105	09/06→06/11					
118 i	105	09/06→06/11					
120 i	120	09/06→06/11					
120 i	125	09/06→06/11					
118 i	100	10/06→06/11		→ 03/07		<b>03.0137-9265.2 669265</b>	
118 i	125	03/07→12/07		04/07→		<b>03.0137-9265.2 669265</b>	
120 d	120	03/03→06/11		09/04→ 02/07		<b>03.0137-9265.2 669265</b>	
120 d	130	09/06→06/11		03/07→ 05/11		<b>03.0137-9265.2 669265</b>	
120 i	110	11/03→06/11		09/04→ 03/07		<b>03.0137-9265.2 669265</b>	
120 i	115	11/03→06/11					
123 d	150	03/07→09/12		10/07→ 05/11		<b>03.0137-9062.2 669062</b>	
130 i	190	03/05→09/12		→ 05/11		<b>03.0137-9062.2 669062</b>	
130 i	195	03/05→09/12		09/05→ 05/11		<b>03.0137-9062.2 669062</b>	
<b>Reparaturatz, Automatische Nachstellung</b>							
116 d	66	01/11→12/11				<b>03.0137-9701.2 669701</b>	
						<b>03.0137-9702.2 669702</b>	
116 d	85	12/08→09/12		03/09→ 05/11		<b>03.0137-9701.2 669701</b>	
						<b>03.0137-9702.2 669702</b>	
116 i	85	11/03→06/11		09/04→ 08/07		<b>03.0137-9701.2 669701</b>	
						<b>03.0137-9702.2 669702</b>	
116 i	89	03/07→06/11		09/07→ 12/08		<b>03.0137-9701.2 669701</b>	
116 i	90	03/07→06/11				<b>03.0137-9702.2 669702</b>	
116 i	90	01/09→06/11		→ 05/11		<b>03.0137-9701.2 669701</b>	
						<b>03.0137-9702.2 669702</b>	
118 d	90	11/03→02/07		09/04→		<b>03.0137-9701.2 669701</b>	
118 i	95	07/04→02/07				<b>03.0137-9702.2 669702</b>	
120 d	110	03/03→02/07					
118 d	100	09/06→06/11		04/07→ 05/11		<b>03.0137-9701.2 669701</b>	
118 d	105	09/06→06/11				<b>03.0137-9702.2 669702</b>	
118 i	105	09/06→06/11					
120 i	120	09/06→06/11					
120 i	125	09/06→06/11					
118 i	100	10/06→06/11		→ 03/07		<b>03.0137-9701.2 669701</b>	
						<b>03.0137-9702.2 669702</b>	
118 i	125	03/07→12/07		04/07→		<b>03.0137-9701.2 669701</b>	
						<b>03.0137-9702.2 669702</b>	
120 d	120	03/03→06/11		09/04→ 02/07		<b>03.0137-9701.2 669701</b>	
						<b>03.0137-9702.2 669702</b>	
↓							

### BMW - 1 (E87) 02/03→01/13

#### Reparaturatz, Automatische Nachstellung

120 d	130	09/06→06/11		03/07→ 05/11		03.0137-9701.2 669701 03.0137-9702.2 669702	
120 i	110	11/03→06/11		09/04→ 03/07		03.0137-9701.2 669701 03.0137-9702.2 669702	
120 i	115	11/03→06/11					
123 d	150	03/07→09/12		10/07→ 05/11		03.0137-9700.2 669700 03.0137-9702.2 669702	
130 i	190	03/05→09/12		→ 05/11		03.0137-9700.2 669700 03.0137-9702.2 669702	
130 i	195	03/05→09/12		09/05→ 05/11		03.0137-9700.2 669700 03.0137-9702.2 669702	









#### Seilzug, Feststellbremse

116 d	66	01/11→12/11	➡	⬇	2	24.3727-0234.2 580234	L= 1.435
116 d	85	12/08→09/12	➡	⬇; 03/09→ 05/11	2	24.3727-0234.2 580234	L= 1.435
116 i	85	11/03→06/11	➡	⬇; 09/04→ 08/07	2	24.3727-0234.2 580234	L= 1.435
116 i	89	03/07→06/11	➡	⬇; 09/07→ 12/08	2	24.3727-0234.2 580234	L= 1.435
116 i	90	03/07→06/11	➡				
116 i	90	01/09→06/11	➡	⬇; → 05/11	2	24.3727-0234.2 580234	L= 1.435
130 i	190	03/05→09/12	➡				
118 d	90	11/03→02/07	➡	⬇; 09/04→	2	24.3727-0234.2 580234	L= 1.435
118 i	95	07/04→02/07	➡				
120 d	110	03/03→02/07	➡				
118 d	100	09/06→06/11	➡	⬇; 04/07→ 05/11	2	24.3727-0234.2 580234	L= 1.435
118 d	105	09/06→06/11	➡				
118 i	105	09/06→06/11	➡				
120 i	120	09/06→06/11	➡				
120 i	125	09/06→06/11	➡				
118 i	100	10/06→06/11	➡	⬇; → 03/07	2	24.3727-0234.2 580234	L= 1.435
118 i	125	03/07→12/07	➡	⬇; 04/07→	2	24.3727-0234.2 580234	L= 1.435
120 d	120	03/03→06/11	➡	⬇; 09/04→ 02/07	2	24.3727-0234.2 580234	L= 1.435
120 d	130	09/06→06/11	➡	⬇; 03/07→ 05/11	2	24.3727-0234.2 580234	L= 1.435
120 i	110	11/03→06/11	➡	⬇; 09/04→ 03/07	2	24.3727-0234.2 580234	L= 1.435
120 i	115	11/03→06/11	➡				
123 d	150	03/07→09/12	➡	⬇; 10/07→ 05/11	2	24.3727-0234.2 580234	L= 1.435
130 i	195	03/05→09/12	➡	⬇; 09/05→ 05/11	2	24.3727-0234.2 580234	L= 1.435

### BMW - 1 (F20) 11/10→










#### Bremsbackensatz, Feststellbremse








114 d	70	06/15→				03.0137-0379.2 650379	Ø 161 x 20
114 d	70	10/12→					
116 d	85	03/15→					
116 d	85	11/12→					
116 i	80	03/15→					
118 d	110	03/15→					
118 d xDrive	105	07/13→					
118 d xDrive	110	03/15→					
118 i	100	03/15→					
120 d	140	03/15→					
120 d xDrive	140	03/15→					
120 i	130	03/15→					
120 i	135	09/15→					
125 d	165	03/15→					
125 i	165	09/15→					
125 i	175	03/13→					
M 135 i	240	03/15→					
M 135 i xDrive	240	03/15→					
M 140 i	250	09/15→					
M 140 i xDrive	250	09/15→					
114 i	75	11/11→		09/12→		03.0137-0379.2 650379	Ø 161 x 20
M 135 i	235	11/11→					
116 d	85	12/10→		06/11→		03.0137-0379.2 650379	Ø 161 x 20
116 i	100	12/10→					
118 d	100	12/10→					
118 d	105	12/10→					
118 i	125	11/10→					
120 d	120	12/10→					
120 d	135	12/10→					
120 d	147	01/11→					
120 d xDrive	135	02/12→		07/12→		03.0137-0379.2 650379	Ø 161 x 20
120 d xDrive	147	01/11→					
M 135 i xDrive	235	02/12→					
125 d	155	08/11→		03/12→		03.0137-0379.2 650379	Ø 161 x 20










	kW			 	! #		
<b>BMW - 1 (F20) 11/10→</b>							
 <b>Bremsbackensatz, Feststellbremse</b>							
125 d	160	08/11→		03/12→		03.0137-0379.2 650379	Ø 161 x 20
125 i	160	08/11→					
<b>Zubehörsatz, Feststellbremsbacken</b>							
114 d	70	06/15→				03.0137-9265.2 669265	
114 d	70	10/12→					
116 d	85	03/15→					
116 d	85	11/12→					
116 i	80	03/15→					
118 d	110	03/15→					
118 d xDrive	105	07/13→					
118 d xDrive	110	03/15→					
118 i	100	03/15→					
120 d	140	03/15→					
120 d xDrive	140	03/15→					
120 i	130	03/15→					
120 i	135	09/15→					
125 d	165	03/15→					
125 i	165	09/15→					
125 i	175	03/13→					
M 135 i	240	03/15→					
M 135 i xDrive	240	03/15→					
M 140 i	250	09/15→					
M 140 i xDrive	250	09/15→					
114 i	75	11/11→		09/12→		03.0137-9265.2 669265	
M 135 i	235	11/11→					
116 d	85	12/10→		06/11→		03.0137-9265.2 669265	
116 i	100	12/10→					
118 d	100	12/10→					
118 d	105	12/10→					
118 i	125	11/10→					
120 d	120	12/10→					
120 d	135	12/10→					
120 d	147	01/11→					
120 d xDrive	135	02/12→		07/12→		03.0137-9265.2 669265	
120 d xDrive	147	01/11→					
M 135 i xDrive	235	02/12→					
125 d	155	08/11→		03/12→		03.0137-9265.2 669265	
125 d	160	08/11→					
125 i	160	08/11→					
<b>Reparaturatz, Automatische Nachstellung</b>							
114 d	70	06/15→				03.0137-9701.2 669701	
114 d	70	10/12→				03.0137-9702.2 669702	
116 d	85	03/15→					
116 d	85	11/12→					
116 i	80	03/15→					
118 d	110	03/15→					
118 d xDrive	105	07/13→					
118 d xDrive	110	03/15→					
118 i	100	03/15→					
120 d	140	03/15→					
120 d xDrive	140	03/15→					
120 i	130	03/15→					
120 i	135	09/15→					
125 d	165	03/15→					
125 i	165	09/15→					
125 i	175	03/13→					
M 135 i	240	03/15→					
M 135 i xDrive	240	03/15→					
M 140 i	250	09/15→					
M 140 i xDrive	250	09/15→					
114 i	75	11/11→		09/12→		03.0137-9701.2 669701	
M 135 i	235	11/11→				03.0137-9702.2 669702	
116 d	85	12/10→		06/11→		03.0137-9701.2 669701	
116 i	100	12/10→				03.0137-9702.2 669702	
118 d	100	12/10→					
118 d	105	12/10→					
118 i	125	11/10→					
120 d	120	12/10→					
120 d	135	12/10→					
120 d	147	01/11→					
120 d xDrive	135	02/12→		07/12→		03.0137-9701.2 669701	
120 d xDrive	147	01/11→				03.0137-9702.2 669702	
M 135 i xDrive	235	02/12→					
125 d	155	08/11→		03/12→		03.0137-9701.2 669701	
125 d	160	08/11→				03.0137-9702.2 669702	
125 i	160	08/11→					
↓							



































	kW			 	! #		
<b>BMW - 1 (F20) 11/10→</b>							
 <b>Seilzug, Feststellbremse</b>							
114 d	70	06/15→	➔	⚠; nicht für heiße Klimazonen; Scheibenbremse	2	24.3727-0248.2 580248	L= 1.463
114 d	70	10/12→					
116 d	85	03/15→					
116 d	85	11/12→					
116 i	80	03/15→					
118 d	110	03/15→					
118 d xDrive	105	07/13→					
118 d xDrive	110	03/15→					
118 i	100	03/15→					
120 d	140	03/15→					
120 d xDrive	140	03/15→					
120 i	130	03/15→					
120 i	135	09/15→					
125 d	165	03/15→					
125 i	165	09/15→					
125 i	175	03/13→					
114 i	75	11/11→	➔	⚠; 09/12→; Scheibenbremse	2	24.3727-0248.2 580248	L= 1.463
116 d	85	12/10→	➔	⚠; 06/11→; nicht für heiße Klimazonen; Scheibenbremse	2	24.3727-0248.2 580248	L= 1.463
116 i	100	12/10→					
118 d	100	12/10→					
118 d	105	12/10→					
118 i	125	11/10→					
120 d	120	12/10→					
120 d	135	12/10→					
120 d	147	01/11→					
120 d xDrive	135	02/12→	➔	⚠; 07/12→; nicht für heiße Klimazonen; Scheibenbremse	2	24.3727-0248.2 580248	L= 1.463
120 d xDrive	147	01/11→					
125 d	155	08/11→	➔	⚠; 03/12→; nicht für heiße Klimazonen; Scheibenbremse	2	24.3727-0248.2 580248	L= 1.463
125 d	160	08/11→					
125 i	160	08/11→					
M 135 i	235	11/11→	➔	⚠; 01/15→; Scheibenbremse	2	24.3727-0248.2 580248	L= 1.463
M 135 i xDrive	235	02/12→					
M 135 i	240	03/15→	➔	⚠; Scheibenbremse	2	24.3727-0248.2 580248	L= 1.463
M 135 i xDrive	240	03/15→					
M 140 i	250	09/15→					
M 140 i xDrive	250	09/15→					
<b>BMW - 1 (F21) 12/11→</b>							
 <b>Bremsbackensatz, Feststellbremse</b>							
114 d	70	06/15→				03.0137-0379.2 650379	Ø 161 x 20
116 d	85	03/15→					
116 d	85	12/11→					
116 d	85	01/12→					
116 i	80	03/15→					
116 i	100	12/11→					
118 d	100	12/11→					
118 d	105	12/11→					
118 d	110	03/15→					
118 d xDrive	105	05/13→					
118 d xDrive	110	03/15→					
118 i	100	03/15→					
118 i	125	07/12→					
120 d	120	07/12→					
120 d	135	07/12→					
120 d	140	03/15→					
120 d	147	01/12→					
120 d xDrive	140	03/15→					
120 i	130	03/15→					
120 i	135	10/15→					
125 d	165	03/15→					
125 i	165	10/15→					
125 i	175	03/13→					
M 135 i	240	03/15→					
M 135 i xDrive	240	03/15→					
M 140 i	250	10/15→					
M 140 i xDrive	250	09/15→					
114 d	70	07/12→		10/12→		03.0137-0379.2 650379	Ø 161 x 20
114 i	75	12/11→		09/12→		03.0137-0379.2 650379	Ø 161 x 20
M 135 i	235	12/11→					
120 d xDrive	135	02/12→		07/12→		03.0137-0379.2 650379	Ø 161 x 20
120 d xDrive	147	01/12→					
M 135 i xDrive	235	02/12→					
125 d	155	12/11→		03/12→		03.0137-0379.2 650379	Ø 161 x 20
125 d	160	12/11→					
125 i	160	12/11→					
<b>Zubehörsatz, Feststellbremsbacken</b>							
114 d	70	06/15→				03.0137-9265.2 669265	
116 d	85	03/15→					
116 d	85	12/11→					
↓							















	kW			 	! #		
<b>BMW - 1 (F21) 12/11→</b>							
<b>Zubehörsatz, Feststellbremsbacken</b>							
116 d	85	01/12→				03.0137-9265.2	669265
116 i	80	03/15→					
116 i	100	12/11→					
118 d	100	12/11→					
118 d	105	12/11→					
118 d	110	03/15→					
118 d xDrive	105	05/13→					
118 d xDrive	110	03/15→					
118 i	100	03/15→					
118 i	125	07/12→					
120 d	120	07/12→					
120 d	135	07/12→					
120 d	140	03/15→					
120 d	147	01/12→					
120 d xDrive	140	03/15→					
120 i	130	03/15→					
120 i	135	10/15→					
125 d	165	03/15→					
125 i	165	10/15→					
125 i	175	03/13→					
M 135 i	240	03/15→					
M 135 i xDrive	240	03/15→					
M 140 i	250	10/15→					
M 140 i xDrive	250	09/15→					
114 d	70	07/12→		10/12→		03.0137-9265.2	669265
114 i	75	12/11→		09/12→		03.0137-9265.2	669265
M 135 i	235	12/11→					
120 d xDrive	135	02/12→		07/12→		03.0137-9265.2	669265
120 d xDrive	147	01/12→					
M 135 i xDrive	235	02/12→					
125 d	155	12/11→		03/12→		03.0137-9265.2	669265
125 d	160	12/11→					
125 i	160	12/11→					
<b>Reparaturatz, Automatische Nachstellung</b>							
114 d	70	06/15→				03.0137-9701.2	669701
116 d	85	03/15→				03.0137-9702.2	669702
116 d	85	12/11→					
116 d	85	01/12→					
116 i	80	03/15→					
116 i	100	12/11→					
118 d	100	12/11→					
118 d	105	12/11→					
118 d	110	03/15→					
118 d xDrive	105	05/13→					
118 d xDrive	110	03/15→					
118 i	100	03/15→					
118 i	125	07/12→					
120 d	120	07/12→					
120 d	135	07/12→					
120 d	140	03/15→					
120 d	147	01/12→					
120 d xDrive	140	03/15→					
120 i	130	03/15→					
120 i	135	10/15→					
125 d	165	03/15→					
125 i	165	10/15→					
125 i	175	03/13→					
M 135 i	240	03/15→					
M 135 i xDrive	240	03/15→					
M 140 i	250	10/15→					
M 140 i xDrive	250	09/15→					
114 d	70	07/12→		10/12→		03.0137-9701.2	669701
						03.0137-9702.2	669702
114 i	75	12/11→		09/12→		03.0137-9701.2	669701
M 135 i	235	12/11→				03.0137-9702.2	669702
120 d xDrive	135	02/12→		07/12→		03.0137-9701.2	669701
120 d xDrive	147	01/12→				03.0137-9702.2	669702
M 135 i xDrive	235	02/12→					
125 d	155	12/11→		03/12→		03.0137-9701.2	669701
125 d	160	12/11→				03.0137-9702.2	669702
125 i	160	12/11→					
<b>Seilzug, Feststellbremse</b>							
114 d	70	06/15→	➔	⚠; nicht für heiße Klimazonen; Scheibenbremse	2	24.3727-0248.2	580248 L= 1.463
116 d	85	03/15→					
116 d	85	12/11→					
116 d	85	01/12→					
116 i	80	03/15→					
116 i	100	12/11→					
↓							








	kW			 	! #		
<b>BMW - 1 (F21) 12/11→</b>							
 <b>Seilzug, Feststellbremse</b>							
118 d	100	12/11→	➔	⚠; nicht für heiße Klimazonen; Scheibenbremse	2	24.3727-0248.2 580248	L= 1.463
118 d	105	12/11→					
118 d	110	03/15→					
118 d xDrive	105	05/13→					
118 d xDrive	110	03/15→					
118 i	100	03/15→					
118 i	125	07/12→					
120 d	120	07/12→					
120 d	135	07/12→					
120 d	140	03/15→					
120 d	147	01/12→					
120 d xDrive	140	03/15→					
120 i	130	03/15→					
120 i	135	10/15→					
125 d	165	03/15→					
125 i	165	10/15→					
125 i	175	03/13→					
114 d	70	07/12→	➔	⚠; 10/12→; nicht für heiße Klimazonen; Scheibenbremse	2	24.3727-0248.2 580248	L= 1.463
114 i	75	12/11→	➔	⚠; 09/12→; Scheibenbremse	2	24.3727-0248.2 580248	L= 1.463
120 d xDrive	135	02/12→	➔	⚠; 07/12→; nicht für heiße Klimazonen; Scheibenbremse	2	24.3727-0248.2 580248	L= 1.463
120 d xDrive	147	01/12→					
125 d	155	12/11→	➔	⚠; 03/12→; nicht für heiße Klimazonen; Scheibenbremse	2	24.3727-0248.2 580248	L= 1.463
125 d	160	12/11→					
125 i	160	12/11→					
M 135 i	235	12/11→	➔	⚠; 01/15→; Scheibenbremse	2	24.3727-0248.2 580248	L= 1.463
M 135 i xDrive	235	02/12→					
M 135 i	240	03/15→	➔	⚠; Scheibenbremse	2	24.3727-0248.2 580248	L= 1.463
M 135 i xDrive	240	03/15→					
M 140 i	250	10/15→					
M 140 i xDrive	250	09/15→					
<b>BMW - 1 Cabriolet (E88) 03/08→12/13</b>							
 <b>Bremsbackensatz, Feststellbremse</b>							
118 d	100	09/08→12/13	➔	→ 10/13		03.0137-0379.2 650379	Ø 161 x 20
118 d	105	09/08→12/13					
118 i	100	09/08→12/13					
118 i	105	03/08→12/13					
120 d	120	03/08→12/13					
120 d	130	03/08→12/13					
120 d	145	03/08→12/13					
120 i	115	03/08→12/13					
120 i	120	03/08→12/13					
120 i	125	03/08→12/13					
125 i	160	03/08→12/13					
128 i	171	03/08→12/13					
123 d	150	09/08→12/13	➔	→ 10/13		03.0137-0305.2 650305	Ø 185 x 20
135 i	225	03/08→12/13					
135 i	240	03/08→12/13					
<b>Zubehörsatz, Feststellbremsbacken</b>							
118 d	100	09/08→12/13	➔	→ 10/13		03.0137-9265.2 669265	
118 d	105	09/08→12/13					
118 i	100	09/08→12/13					
118 i	105	03/08→12/13					
120 d	120	03/08→12/13					
120 d	130	03/08→12/13					
120 d	145	03/08→12/13					
120 i	115	03/08→12/13					
120 i	120	03/08→12/13					
120 i	125	03/08→12/13					
125 i	160	03/08→12/13					
128 i	171	03/08→12/13					
123 d	150	09/08→12/13	➔	→ 10/13		03.0137-9062.2 669062	
135 i	225	03/08→12/13					
135 i	240	03/08→12/13					
<b>Reparatursatz, Automatische Nachstellung</b>							
118 d	100	09/08→12/13		→ 10/13		03.0137-9701.2 669701	
118 d	105	09/08→12/13				03.0137-9702.2 669702	
118 i	100	09/08→12/13					
118 i	105	03/08→12/13					
120 d	120	03/08→12/13					
120 d	130	03/08→12/13					
120 d	145	03/08→12/13					
120 i	115	03/08→12/13					
120 i	120	03/08→12/13					
120 i	125	03/08→12/13					
125 i	160	03/08→12/13					
128 i	171	03/08→12/13					
↓							

	kW			 	! #		
<b>BMW - 1 Cabriolet (E88) 03/08→12/13</b>							
<b>Reparaturatz, Automatische Nachstellung</b>							
123 d	150	09/08→12/13		→ 10/13		03.0137-9700.2 669700	
135 i	225	03/08→12/13				03.0137-9702.2 669702	
135 i	240	03/08→12/13					
<b> Seilzug, Feststellbremse</b>							
118 d	100	09/08→12/13	➡	⬇; → 10/13; Scheibenbremse	2	24.3727-0234.2 580234	L= 1.435
118 d	105	09/08→12/13					
118 i	100	09/08→12/13					
118 i	105	03/08→12/13					
120 d	120	03/08→12/13					
120 d	130	03/08→12/13					
120 d	145	03/08→12/13					
120 i	115	03/08→12/13					
120 i	120	03/08→12/13					
120 i	125	03/08→12/13					
123 d	150	09/08→12/13					
125 i	160	03/08→12/13					
128 i	171	03/08→12/13					
135 i	225	03/08→12/13					
135 i	240	03/08→12/13					
<b>BMW - 1 Coupe (E82) 10/06→10/13</b>							
<b> Bremsbackensatz, Feststellbremse</b>							
118 d	100	09/09→10/13	➡			03.0137-0379.2 650379	Ø 161 x 20
118 d	105	09/09→10/13					
120 d	120	10/07→10/13					
120 d	130	10/07→10/13					
120 i	115	09/09→10/13					
120 d	145	10/06→10/13	➡	10/07→		03.0137-0379.2 650379	Ø 161 x 20
120 i	125	10/07→10/13	➡	09/09→		03.0137-0379.2 650379	Ø 161 x 20
123 d	150	10/07→10/13	➡			03.0137-0305.2 650305	Ø 185 x 20
135 i	225	10/07→10/13					
135 i	240	10/07→10/13					
125 i	160	10/07→10/13	➡	03/08→		03.0137-0379.2 650379	Ø 161 x 20
M	250	04/11→06/12	➡	05/11→		03.0137-0305.2 650305	Ø 185 x 20
<b>Zubehörsatz, Feststellbremsbacken</b>							
118 d	100	09/09→10/13	➡			03.0137-9265.2 669265	
118 d	105	09/09→10/13					
120 d	120	10/07→10/13					
120 d	130	10/07→10/13					
120 i	115	09/09→10/13					
120 d	145	10/06→10/13	➡	10/07→		03.0137-9265.2 669265	
120 i	125	10/07→10/13	➡	09/09→		03.0137-9265.2 669265	
123 d	150	10/07→10/13	➡			03.0137-9062.2 669062	
135 i	225	10/07→10/13					
135 i	240	10/07→10/13					
125 i	160	10/07→10/13	➡	03/08→		03.0137-9265.2 669265	
M	250	04/11→06/12	➡	05/11→		03.0137-9062.2 669062	
<b>Reparaturatz, Automatische Nachstellung</b>							
118 d	100	09/09→10/13				03.0137-9701.2 669701	
118 d	105	09/09→10/13				03.0137-9702.2 669702	
120 d	120	10/07→10/13					
120 d	130	10/07→10/13					
120 i	115	09/09→10/13					
120 d	145	10/06→10/13		10/07→		03.0137-9701.2 669701	
						03.0137-9702.2 669702	
120 i	125	10/07→10/13		09/09→		03.0137-9701.2 669701	
						03.0137-9702.2 669702	
123 d	150	10/07→10/13				03.0137-9700.2 669700	
135 i	225	10/07→10/13					
135 i	240	10/07→10/13					
125 i	160	10/07→10/13		03/08→		03.0137-9701.2 669701	
						03.0137-9702.2 669702	
M	250	04/11→06/12		05/11→		03.0137-9700.2 669700	
<b> Seilzug, Feststellbremse</b>							
118 d	100	09/09→10/13	➡	⬇; Scheibenbremse	2	24.3727-0234.2 580234	L= 1.435
118 d	105	09/09→10/13					
120 d	120	10/07→10/13					
120 d	130	10/07→10/13					
120 i	115	09/09→10/13					
↓							










	kW			 	! #		
<b>BMW - 1 Coupe (E82) 10/06→10/13</b>							
 <b>Seilzug, Feststellbremse</b>							
123 d 135 i 135 i	150 225 240	10/07→10/13 10/07→10/13 10/07→10/13	➡	⬇️; Scheibenbremse	2	24.3727-0234.2 580234	L= 1.435
120 d	145	10/06→10/13	➡	⬇️; 10/07→; Scheibenbremse	2	24.3727-0234.2 580234	L= 1.435
120 i	125	10/07→10/13	➡	⬇️; 09/09→; Scheibenbremse	2	24.3727-0234.2 580234	L= 1.435
125 i	160	10/07→10/13	➡	⬇️; 03/08→; Scheibenbremse	2	24.3727-0234.2 580234	L= 1.435
M	250	04/11→06/12	➡	⬇️; 05/11→; Scheibenbremse	2	24.3727-0234.2 580234	L= 1.435
<b>BMW - 2 Cabriolet (F23) 03/14→</b>							
 <b>Bremsbackensatz, Feststellbremse</b>							
218 d 218 d 218 i 220 i 220 i 225 d 228 i 230 i M 235 i M 235 i xDrive M 240 i M 240 i xDrive	100 110 100 135 135 165 180 185 240 240 250 250	07/15→ 07/15→ 03/15→ 11/14→ 09/15→ 07/15→ 11/14→ 09/15→ 11/14→ 07/15→ 09/15→ 09/15→				03.0137-0379.2 650379	Ø 161 x 20
220 d 220 d	120 140	03/14→ 03/14→		11/14→		03.0137-0379.2 650379	Ø 161 x 20
<b>Zubehörsatz, Feststellbremsbacken</b>							
218 d 218 d 218 i 220 i 220 i 225 d 228 i 230 i M 235 i M 235 i xDrive M 240 i M 240 i xDrive	100 110 100 135 135 165 180 185 240 240 250 250	07/15→ 07/15→ 03/15→ 11/14→ 09/15→ 07/15→ 11/14→ 09/15→ 11/14→ 07/15→ 09/15→ 09/15→				03.0137-9265.2 669265	
220 d 220 d	120 140	03/14→ 03/14→		11/14→		03.0137-9265.2 669265	
<b>Reparatursatz, Automatische Nachstellung</b>							
218 d 218 d 218 i 220 i 220 i 225 d 228 i 230 i M 235 i M 235 i xDrive M 240 i M 240 i xDrive	100 110 100 135 135 165 180 185 240 240 250 250	07/15→ 07/15→ 03/15→ 11/14→ 09/15→ 07/15→ 11/14→ 09/15→ 11/14→ 07/15→ 09/15→ 09/15→				03.0137-9701.2 669701 03.0137-9702.2 669702	
220 d 220 d	120 140	03/14→ 03/14→		11/14→		03.0137-9701.2 669701 03.0137-9702.2 669702	
 <b>Seilzug, Feststellbremse</b>							
218 d 218 d 218 i	100 110 100	07/15→ 07/15→ 03/15→	➡	⬇️; nicht für heiße Klimazonen	2	24.3727-0248.2 580248	L= 1.463
220 d 220 d	120 140	03/14→ 03/14→	➡	⬇️; 11/14→; für Fahrzeuge ohne Anhängervorrichtung	2	24.3727-0248.2 580248	L= 1.463
225 d	165	07/15→	➡	⬇️; für Fahrzeuge ohne Anhängervorrichtung	2	24.3727-0248.2 580248	L= 1.463
<b>BMW - 2 Coupe (F22, F87) 10/12→</b>							
 <b>Bremsbackensatz, Feststellbremse</b>							
218 d 218 d 218 d 218 i 220 d 220 d xDrive 220 i 220 i	100 105 110 100 120 120 135 135	07/15→ 01/14→ 07/15→ 03/15→ 11/14→ 03/15→ 10/13→ 09/15→				03.0137-0379.2 650379	Ø 161 x 20
↓							








	kW			 	! #		
<b>BMW - 2 Coupe (F22, F87) 10/12→</b>							
<b> Bremsbackensatz, Feststellbremse</b>							
225 d	160	01/14→				03.0137-0379.2 650379	Ø 161 x 20
225 d	165	07/15→					
228 i	180	07/14→					
230 i	185	09/15→					
M 235 i	240	10/13→					
M 235 i xDrive	240	07/14→					
M 240 i	250	09/15→					
M 240 i xDrive	250	09/15→					
220 d	135	10/12→11/14		10/13→		03.0137-0379.2 650379	Ø 161 x 20
220 d	147	10/12→11/14					
220 d	140	03/14→		11/14→		03.0137-0379.2 650379	Ø 161 x 20
220 d xDrive	140	06/14→		03/15→		03.0137-0379.2 650379	Ø 161 x 20
M2	272	11/15→				03.0137-0305.2 650305	Ø 185 x 20
<b>Zubehörsatz, Feststellbremsbacken</b>							
218 d	100	07/15→				03.0137-9265.2 669265	
218 d	105	01/14→					
218 d	110	07/15→					
218 i	100	03/15→					
220 d	120	11/14→					
220 d xDrive	120	03/15→					
220 i	135	10/13→					
220 i	135	09/15→					
225 d	160	01/14→					
225 d	165	07/15→					
228 i	180	07/14→					
230 i	185	09/15→					
M 235 i	240	10/13→					
M 235 i xDrive	240	07/14→					
M 240 i	250	09/15→					
M 240 i xDrive	250	09/15→					
220 d	135	10/12→11/14		10/13→		03.0137-9265.2 669265	
220 d	147	10/12→11/14					
220 d	140	03/14→		11/14→		03.0137-9265.2 669265	
220 d xDrive	140	06/14→		03/15→		03.0137-9265.2 669265	
M2	272	11/15→				03.0137-9062.2 669062	
<b>Reparaturatz, Automatische Nachstellung</b>							
218 d	100	07/15→				03.0137-9701.2 669701	
218 d	105	01/14→				03.0137-9702.2 669702	
218 d	110	07/15→					
218 i	100	03/15→					
220 d	120	11/14→					
220 d xDrive	120	03/15→					
220 i	135	10/13→					
220 i	135	09/15→					
225 d	160	01/14→					
225 d	165	07/15→					
228 i	180	07/14→					
230 i	185	09/15→					
M 235 i	240	10/13→					
M 235 i xDrive	240	07/14→					
M 240 i	250	09/15→					
M 240 i xDrive	250	09/15→					
220 d	135	10/12→11/14		10/13→		03.0137-9701.2 669701	
220 d	147	10/12→11/14				03.0137-9702.2 669702	
220 d	140	03/14→		11/14→		03.0137-9701.2 669701	
						03.0137-9702.2 669702	
220 d xDrive	140	06/14→		03/15→		03.0137-9701.2 669701	
						03.0137-9702.2 669702	
M2	272	11/15→				03.0137-9700.2 669700	
						03.0137-9702.2 669702	
<b> Seilzug, Feststellbremse</b>							
218 d	100	07/15→	➡	⚠; nicht für heiße Klimazonen; Scheibenbremse	2	24.3727-0248.2 580248	L= 1.463
218 d	105	01/14→					
218 d	110	07/15→					
218 i	100	03/15→					
M 240 i	250	09/15→					
M 240 i xDrive	250	09/15→					
220 d	120	11/14→	➡	⚠; - AHK; Scheibenbremse	2	24.3727-0248.2 580248	L= 1.463
220 d xDrive	120	03/15→					
225 d	160	01/14→					
225 d	165	07/15→					
220 d	135	10/12→11/14	➡	⚠; 10/13→; - AHK; Scheibenbremse	2	24.3727-0248.2 580248	L= 1.463
220 d	147	10/12→11/14					
↓							









	kw					! #		
<b>BMW - 2 Coupe (F22, F87) 10/12→</b>								
 <b>Seilzug, Feststellbremse</b>								
220 d	140	03/14→	➡	⬇️; 11/14→; - AHK; Scheibenbremse	2	24.3727-0248.2	580248	L= 1.463
220 d xDrive	140	06/14→	➡	⬇️; 03/15→; - AHK; Scheibenbremse	2	24.3727-0248.2	580248	L= 1.463
<b>BMW - 3 (E36) 09/90→02/98</b>								
 <b>Radbremszylinder</b>								
316 i	75	07/93→02/98	➡			24.3223-1601.3	020293	Ø 23,81 GG
318 i	85	10/93→02/98						
318 tds	66	01/95→02/98						
<b>Zubehörsatz, Bremsbacken</b>								
316 i	75	07/93→02/98	➡			03.0137-9147.2	669147	
318 i	85	10/93→02/98						
318 tds	66	01/95→02/98						
 <b>Bremstrommel</b>								
316 i	75	07/93→02/98	➡			24.0222-8013.1	480030	Ø 229,0 x 47 / 229,5
318 i	85	10/93→02/98						
318 tds	66	01/95→02/98						
 <b>Bremsbackensatz</b>								
316 i	75	07/93→02/98	➡			03.0137-0247.2	650247	Ø 229 x 42 + HEB
318 i	85	10/93→02/98				03.0420-1223.3	681223	TRW Ø 229 x 42 Ø 23,81 + RZ / + Zub Kit
318 tds	66	01/95→02/98				03.0520-1223.3	691223	Ø 229 x 42 Ø 23,81 + RZ / + Zub TopKit
 <b>Bremsbackensatz, Feststellbremse</b>								
316 i	75	07/93→02/98				03.0137-0248.2	650248	Ø 161 x 25
318 i	85	10/93→02/98						
318 is	103	03/93→02/98						
318 is	103	09/95→02/98						
318 tds	66	01/95→02/98						
320 i	110	09/90→02/98						
323 i 2.5	125	03/95→02/98						
325 i	141	09/90→09/95						
325 td	85	09/91→02/98						
325 tds	105	05/93→02/98						
328 i	142	01/95→02/98						
M3 3.0	210	08/94→09/95				03.0137-0150.2	650150	Ø 180 x 25
M3 3.2	236	09/95→02/98						
<b>Zubehörsatz, Feststellbremsbacken</b>								
316 i	75	07/93→02/98				03.0137-9148.2	669148	
318 i	85	10/93→02/98						
318 is	103	03/93→02/98						
318 is	103	09/95→02/98						
318 tds	66	01/95→02/98						
320 i	110	09/90→02/98						
323 i 2.5	125	03/95→02/98						
325 i	141	09/90→09/95						
325 td	85	09/91→02/98						
325 tds	105	05/93→02/98						
328 i	142	01/95→02/98						
M3 3.0	210	08/94→09/95						
M3 3.2	236	09/95→02/98						
 <b>Seilzug, Feststellbremse</b>								
316 i	75	07/93→02/98	➡	⬇️; + ABS; Scheibenbremse	2	24.3727-0214.2	580214	L= 1.631
318 i	85	10/93→02/98						
318 tds	66	01/95→02/98	➡	⬇️; Trommelbremse	2	24.3727-0218.2	580218	L= 1.764
318 is	103	03/93→02/98	➡	⬇️; Scheibenbremse	2	24.3727-0214.2	580214	L= 1.631
318 is	103	09/95→02/98						
320 i	110	09/90→02/98						
323 i 2.5	125	03/95→02/98						
325 i	141	09/90→09/95						
325 td	85	09/91→02/98						
325 tds	105	05/93→02/98						
328 i	142	01/95→02/98						
M3 3.0	210	08/94→09/95						
M3 3.2	236	09/95→02/98						
<b>BMW - 3 (E46) 02/98→04/05</b>								
 <b>Bremsbackensatz, Feststellbremse</b>								
316 i	77	04/00→02/05				03.0137-0379.2	650379	Ø 161 x 20
316 i	85	06/02→02/05						
316 i	85	02/02→02/05						
↓								










	kW			 	! #		
<b>BMW - 3 (E46) 02/98→04/05</b>							
<b>Bremsbackensatz, Feststellbremse</b>							
316 i	77	09/98→02/05				<b>03.0137-0379.2 650379</b>	Ø 161 x 20
318 d	85	09/01→03/03					
318 d	85	03/03→02/05					
318 i	87	02/98→09/01					
318 i	100	09/01→02/05					
318 i	105	09/01→02/05					
320 d	100	04/98→09/01					
320 d	110	09/01→02/05					
320 i	110	03/98→09/00					
320 i	120	09/00→02/05					
320 i	125	09/00→02/05					
323 i	120	03/98→09/00					
323 i	125	03/98→09/00					
325 i	141	09/00→02/05					
328 i	142	02/98→06/00					
320 d	95	02/98→04/05		→ 02/05		<b>03.0137-0379.2 650379</b>	Ø 161 x 20
325 xi	141	09/00→02/05				<b>03.0137-0305.2 650305</b>	Ø 185 x 20
330 d	135	10/99→02/05					
330 d	150	03/03→02/05					
330 i	170	06/00→02/05					
330 xi	170	06/00→02/05					
330 i	168	01/01→04/05		→ 02/05		<b>03.0137-0305.2 650305</b>	Ø 185 x 20
330 xd	135	01/00→02/03		06/00→		<b>03.0137-0305.2 650305</b>	Ø 185 x 20
330 xd	150	09/02→12/04		03/03→		<b>03.0137-0305.2 650305</b>	Ø 185 x 20
<b>Zubehörsatz, Feststellbremsbacken</b>							
316 i	77	04/00→02/05				<b>03.0137-9265.2 669265</b>	
316 i	85	06/02→02/05					
316 i	85	02/02→02/05					
316 i	77	09/98→02/05					
318 d	85	09/01→03/03					
318 d	85	03/03→02/05					
318 i	87	02/98→09/01					
318 i	100	09/01→02/05					
318 i	105	09/01→02/05					
320 d	100	04/98→09/01					
320 d	110	09/01→02/05					
320 i	110	03/98→09/00					
320 i	120	09/00→02/05					
320 i	125	09/00→02/05					
323 i	120	03/98→09/00					
323 i	125	03/98→09/00					
325 i	141	09/00→02/05					
328 i	142	02/98→06/00					
320 d	95	02/98→04/05		→ 02/05		<b>03.0137-9265.2 669265</b>	
325 xi	141	09/00→02/05				<b>03.0137-9062.2 669062</b>	
330 d	135	10/99→02/05					
330 d	150	03/03→02/05					
330 i	170	06/00→02/05					
330 xi	170	06/00→02/05					
330 i	168	01/01→04/05		→ 02/05		<b>03.0137-9062.2 669062</b>	
330 xd	135	01/00→02/03		06/00→		<b>03.0137-9062.2 669062</b>	
330 xd	150	09/02→12/04		03/03→		<b>03.0137-9062.2 669062</b>	
<b>Reparaturatz, Automatische Nachstellung</b>							
316 i	77	04/00→02/05				<b>03.0137-9701.2 669701</b>	
316 i	85	06/02→02/05				<b>03.0137-9702.2 669702</b>	
316 i	85	02/02→02/05					
316 i	77	09/98→02/05					
318 d	85	09/01→03/03					
318 d	85	03/03→02/05					
318 i	87	02/98→09/01					
318 i	100	09/01→02/05					
318 i	105	09/01→02/05					
320 d	100	04/98→09/01					
320 d	110	09/01→02/05					
320 i	110	03/98→09/00					
320 i	120	09/00→02/05					
320 i	125	09/00→02/05					
323 i	120	03/98→09/00					
323 i	125	03/98→09/00					
325 i	141	09/00→02/05					
328 i	142	02/98→06/00					
320 d	95	02/98→04/05		→ 02/05		<b>03.0137-9701.2 669701</b>	
						<b>03.0137-9702.2 669702</b>	
325 xi	141	09/00→02/05				<b>03.0137-9700.2 669700</b>	
330 d	135	10/99→02/05				<b>03.0137-9702.2 669702</b>	
330 d	150	03/03→02/05					
330 i	170	06/00→02/05					
↓							


















	kw			 	! #		
<b>BMW - 3 (E46) 02/98→04/05</b>							
<b>Reparaturatz, Automatische Nachstellung</b>							
330 xi	170	06/00→02/05				03.0137-9700.2 669700 03.0137-9702.2 669702	
330 i	168	01/01→04/05		→ 02/05		03.0137-9700.2 669700 03.0137-9702.2 669702	
330 xd	135	01/00→02/03		06/00→		03.0137-9700.2 669700 03.0137-9702.2 669702	
330 xd	150	09/02→12/04		03/03→		03.0137-9700.2 669700 03.0137-9702.2 669702	
<b> Seilzug, Feststellbremse</b>							
316 i	77	04/00→02/05	➡	<input type="checkbox"/>		24.3727-0223.2 580223	L= 1.708
316 i	85	06/02→02/05					
316 i	85	02/02→02/05	➡	<input type="checkbox"/> ; Scheibenbremse		24.3727-0224.2 580224	L= 1.693
316 i	77	09/98→02/05					
318 d	85	09/01→03/03					
318 d	85	03/03→02/05					
318 i	87	02/98→09/01					
318 i	100	09/01→02/05					
318 i	105	09/01→02/05					
320 d	100	04/98→09/01					
320 d	110	09/01→02/05					
320 i	110	03/98→09/00					
320 i	120	09/00→02/05					
320 i	125	09/00→02/05					
323 i	120	03/98→09/00					
323 i	125	03/98→09/00					
325 i	141	09/00→02/05					
325 xi	141	09/00→02/05					
328 i	142	02/98→06/00					
330 d	135	10/99→02/05					
330 d	150	03/03→02/05					
330 i	170	06/00→02/05					
330 xi	170	06/00→02/05					
320 d	95	02/98→04/05	➡	<input type="checkbox"/> ; → 02/05		24.3727-0223.2 580223	L= 1.708
330 i	168	01/01→04/05	➡	<input type="checkbox"/> ; → 02/05; Scheibenbremse		24.3727-0224.2 580224	L= 1.693
330 xd	135	01/00→02/03	➡	<input type="checkbox"/> ; 06/00→		24.3727-0223.2 580223	L= 1.708
			➡	<input type="checkbox"/> ; 06/00→; Scheibenbremse		24.3727-0224.2 580224	L= 1.693
330 xd	150	09/02→12/04	➡	<input type="checkbox"/> ; 03/03→		24.3727-0223.2 580223	L= 1.708
			➡	<input type="checkbox"/> ; 03/03→; Scheibenbremse		24.3727-0224.2 580224	L= 1.693
<b>BMW - 3 (E90) 02/04→12/11</b>							
<b> Bremsbackensatz, Feststellbremse</b>							
316 d	85	07/09→12/11	➡			03.0137-0379.2 650379	Ø 161 x 20
316 i	85	03/05→10/11	➡	→ 08/07		03.0137-0379.2 650379	Ø 161 x 20
320 i	115	09/06→12/11					
316 i	90	02/07→10/11	➡	09/07→		03.0137-0379.2 650379	Ø 161 x 20
318 d	100	02/07→03/10					
318 d	105	02/07→10/11					
318 i	100	03/07→10/11					
318 i	105	02/07→10/11					
320 i	120	03/07→12/11					
320 i	125	03/07→12/11					
318 d	90	01/05→08/07	➡	09/05→		03.0137-0379.2 650379	Ø 161 x 20
318 i	95	08/04→08/07					
320 d	110	09/05→12/11	➡	für Behördenfahrzeuge		03.0137-0305.2 650305	Ø 185 x 20
320 d	130	09/07→12/11					
320 d	135	01/10→12/11	➡	nicht für Behördenfahrzeuge		03.0137-0379.2 650379	Ø 161 x 20
320 d	120	02/04→12/11	➡	12/04→		03.0137-0379.2 650379	Ø 161 x 20
320 i	110	06/04→03/07					
320 d xDrive	120	07/08→12/11	➡			03.0137-0305.2 650305	Ø 185 x 20
320 d xDrive	130	09/08→12/11					
320 d xDrive	135	01/10→12/11					
320 xd	130	09/07→12/11					
325 d	145	09/06→12/11					
325 d	150	01/10→12/11					
325 i xDrive	160	06/08→10/11					
325 xi	160	03/05→10/11					
325 xi	160	03/07→06/08					
330 d xDrive	180	01/09→12/11					
330 i	190	01/05→08/07					
330 i	200	09/07→12/11					
330 i xDrive	200	09/08→12/11					
330 xd	170	09/05→12/11					
330 xi	190	01/05→08/07					
			↓				












	kW			 	! #		
<b>BMW - 3 (E90) 02/04→12/11</b>							
<b>Bremsbackensatz, Feststellbremse</b>							
330 xi	200	09/07→12/11	➔			03.0137-0305.2 650305	Ø 185 x 20
335 d	210	09/06→12/11	➔				
335 i xDrive	225	05/08→10/11	➔				
335 i xDrive	240	05/08→10/11	➔				
M3 CRT	331	03/11→12/11	➔				
320 si	127	09/05→08/06	➔	06/06→		03.0137-0305.2 650305	Ø 185 x 20
325 i	155	01/06→12/11	➔	für erhöhte Nutzlast		03.0137-0305.2 650305	Ø 185 x 20
325 i	160	01/05→12/11	➔				
325 i	155	03/07→12/11	➔	nicht für erhöhte Nutzlast		03.0137-0379.2 650379	Ø 161 x 20
325 i	160	03/07→12/11	➔				
330 d	155	09/04→12/11	➔	09/05→		03.0137-0305.2 650305	Ø 185 x 20
330 d	170	09/04→08/08	➔				
330 d	180	02/08→12/11	➔	09/08→		03.0137-0305.2 650305	Ø 185 x 20
335 i	220	03/06→12/11	➔	09/06→		03.0137-0305.2 650305	Ø 185 x 20
335 i	224	03/06→12/11	➔				
335 i	225	03/06→12/11	➔				
335 i	240	03/06→12/11	➔				
335 xi	224	09/06→06/08	➔	03/07→		03.0137-0305.2 650305	Ø 185 x 20
335 xi	225	09/06→06/08	➔				
335 xi	240	09/06→06/08	➔				
M3	309	03/07→12/11	➔	12/07→		03.0137-0305.2 650305	Ø 185 x 20
<b>Zubehörsatz, Feststellbremsbacken</b>							
316 d	85	07/09→12/11	➔			03.0137-9265.2 669265	
316 i	85	03/05→10/11	➔	→ 08/07		03.0137-9265.2 669265	
320 i	115	09/06→12/11	➔				
316 i	90	02/07→10/11	➔	09/07→		03.0137-9265.2 669265	
318 d	100	02/07→03/10	➔				
318 d	105	02/07→10/11	➔				
318 i	100	03/07→10/11	➔				
318 i	105	02/07→10/11	➔				
320 i	120	03/07→12/11	➔				
320 i	125	03/07→12/11	➔				
318 d	90	01/05→08/07	➔	09/05→		03.0137-9265.2 669265	
318 i	95	08/04→08/07	➔				
320 d	110	09/05→12/11	➔	für Behördenfahrzeuge		03.0137-9062.2 669062	
320 d	130	09/07→12/11	➔				
320 d	135	01/10→12/11	➔	nicht für Behördenfahrzeuge		03.0137-9265.2 669265	
320 d	120	02/04→12/11	➔	12/04→		03.0137-9265.2 669265	
320 i	110	06/04→03/07	➔				
320 d xDrive	120	07/08→12/11	➔			03.0137-9062.2 669062	
320 d xDrive	130	09/08→12/11	➔				
320 d xDrive	135	01/10→12/11	➔				
320 xd	130	09/07→12/11	➔				
325 d	145	09/06→12/11	➔				
325 d	150	01/10→12/11	➔				
325 i xDrive	160	06/08→10/11	➔				
325 xi	160	03/05→10/11	➔				
325 xi	160	03/07→06/08	➔				
330 d xDrive	180	01/09→12/11	➔				
330 i	190	01/05→08/07	➔				
330 i	200	09/07→12/11	➔				
330 i xDrive	200	09/08→12/11	➔				
330 xd	170	09/05→12/11	➔				
330 xi	190	01/05→08/07	➔				
330 xi	200	09/07→12/11	➔				
335 d	210	09/06→12/11	➔				
335 i xDrive	225	05/08→10/11	➔				
335 i xDrive	240	05/08→10/11	➔				
M3 CRT	331	03/11→12/11	➔				
320 si	127	09/05→08/06	➔	06/06→		03.0137-9062.2 669062	
325 i	155	01/06→12/11	➔	für erhöhte Nutzlast		03.0137-9062.2 669062	
325 i	160	01/05→12/11	➔				
325 i	155	03/07→12/11	➔	nicht für erhöhte Nutzlast		03.0137-9265.2 669265	
325 i	160	03/07→12/11	➔				
330 d	155	09/04→12/11	➔	09/05→		03.0137-9062.2 669062	
330 d	170	09/04→08/08	➔				
330 d	180	02/08→12/11	➔	09/08→		03.0137-9062.2 669062	
335 i	220	03/06→12/11	➔	09/06→		03.0137-9062.2 669062	
335 i	224	03/06→12/11	➔				
335 i	225	03/06→12/11	➔				
335 i	240	03/06→12/11	➔				
335 xi	224	09/06→06/08	➔	03/07→		03.0137-9062.2 669062	
335 xi	225	09/06→06/08	➔				
335 xi	240	09/06→06/08	➔				
M3	309	03/07→12/11	➔	12/07→		03.0137-9062.2 669062	
↓							








	kW			 	! #		
<b>BMW - 3 (E90) 02/04→12/11</b>							
<b>Reparaturatz, Automatische Nachstellung</b>							
316 d	85	07/09→12/11				03.0137-9701.2 669701 03.0137-9702.2 669702	
316 i	85	03/05→10/11		→ 08/07		03.0137-9701.2 669701	
320 i	115	09/06→12/11				03.0137-9702.2 669702	
316 i	90	02/07→10/11		09/07→		03.0137-9701.2 669701	
318 d	100	02/07→03/10				03.0137-9702.2 669702	
318 d	105	02/07→10/11					
318 i	100	03/07→10/11					
318 i	105	02/07→10/11					
320 i	120	03/07→12/11					
320 i	125	03/07→12/11					
318 d	90	01/05→08/07		09/05→		03.0137-9701.2 669701	
318 i	95	08/04→08/07				03.0137-9702.2 669702	
320 d	110	09/05→12/11		für Behördenfahrzeuge		03.0137-9700.2 669700	
320 d	130	09/07→12/11				03.0137-9702.2 669702	
320 d	135	01/10→12/11		nicht für Behördenfahrzeuge		03.0137-9701.2 669701	
						03.0137-9702.2 669702	
320 d	120	02/04→12/11		12/04→		03.0137-9701.2 669701	
320 i	110	06/04→03/07				03.0137-9702.2 669702	
320 d xDrive	120	07/08→12/11				03.0137-9700.2 669700	
320 d xDrive	130	09/08→12/11				03.0137-9702.2 669702	
320 d xDrive	135	01/10→12/11					
320 xd	130	09/07→12/11					
325 d	145	09/06→12/11					
325 d	150	01/10→12/11					
325 i xDrive	160	06/08→10/11					
325 xi	160	03/05→10/11					
325 xi	160	03/07→06/08					
330 d xDrive	180	01/09→12/11					
330 i	190	01/05→08/07					
330 i	200	09/07→12/11					
330 i xDrive	200	09/08→12/11					
330 xd	170	09/05→12/11					
330 xi	190	01/05→08/07					
330 xi	200	09/07→12/11					
335 d	210	09/06→12/11					
335 i xDrive	225	05/08→10/11					
335 i xDrive	240	05/08→10/11					
M3 CRT	331	03/11→12/11					
320 si	127	09/05→08/06		06/06→		03.0137-9700.2 669700	
						03.0137-9702.2 669702	
325 i	155	01/06→12/11		für erhöhte Nutzlast		03.0137-9700.2 669700	
325 i	160	01/05→12/11				03.0137-9702.2 669702	
325 i	155	03/07→12/11				03.0137-9701.2 669701	
325 i	160	03/07→12/11		nicht für erhöhte Nutzlast		03.0137-9702.2 669702	
330 d	155	09/04→12/11		09/05→		03.0137-9700.2 669700	
330 d	170	09/04→08/08				03.0137-9702.2 669702	
330 d	180	02/08→12/11		09/08→		03.0137-9700.2 669700	
						03.0137-9702.2 669702	
335 i	220	03/06→12/11		09/06→		03.0137-9700.2 669700	
335 i	224	03/06→12/11				03.0137-9702.2 669702	
335 i	225	03/06→12/11					
335 i	240	03/06→12/11					
335 xi	224	09/06→06/08		03/07→		03.0137-9700.2 669700	
335 xi	225	09/06→06/08				03.0137-9702.2 669702	
335 xi	240	09/06→06/08					
M3	309	03/07→12/11		12/07→		03.0137-9700.2 669700	
						03.0137-9702.2 669702	
 <b>Seilzug, Feststellbremse</b>							
316 d	85	07/09→12/11	➡	☑; Scheibenbremse	2	24.3727-0233.2 580233	L= 1.535
320 d	110	09/05→12/11					
320 d	130	09/07→12/11					
320 d	135	01/10→12/11					
320 d xDrive	120	07/08→12/11					
320 d xDrive	130	09/08→12/11					
320 d xDrive	135	01/10→12/11					
320 xd	130	09/07→12/11					
325 d	145	09/06→12/11					
325 d	150	01/10→12/11					
325 i	155	01/06→12/11					
325 i	160	01/05→12/11					
325 i	155	03/07→12/11					
325 i	160	03/07→12/11					
↓							

	kW			 	! #		
<b>BMW - 3 (E90) 02/04→12/11</b>							
 <b>Seilzug, Feststellbremse</b>							
325 i xDrive 325 xi 325 xi 330 d xDrive 330 i 330 i 330 i xDrive 330 xd 330 xi 330 xi 335 d 335 i xDrive 335 i xDrive M3 CRT	160 160 160 180 190 200 200 170 190 200 210 225 240 331	06/08→10/11 03/05→10/11 03/07→06/08 01/09→12/11 01/05→08/07 09/07→12/11 09/08→12/11 09/05→12/11 01/05→08/07 09/07→12/11 09/06→12/11 05/08→10/11 05/08→10/11 03/11→12/11	➡	⬇; Scheibenbremse	2	24.3727-0233.2 580233	L= 1.535
316 i 320 i	85 115	03/05→10/11 09/06→12/11	➡	⬇; → 08/07; Scheibenbremse	2	24.3727-0233.2 580233	L= 1.535
316 i 318 d 318 d 318 i 318 i 320 i 320 i	90 100 105 100 105 120 125	02/07→10/11 02/07→03/10 02/07→10/11 03/07→10/11 02/07→10/11 03/07→12/11 03/07→12/11	➡	⬇; 09/07→; Scheibenbremse	2	24.3727-0233.2 580233	L= 1.535
318 d 318 i 330 d 330 d	90 95 155 170	01/05→08/07 08/04→08/07 09/04→12/11 09/04→08/08	➡	⬇; 09/05→; Scheibenbremse	2	24.3727-0233.2 580233	L= 1.535
320 d 320 i	120 110	02/04→12/11 06/04→03/07	➡	⬇; 12/04→; Scheibenbremse	2	24.3727-0233.2 580233	L= 1.535
320 si	127	09/05→08/06	➡	⬇; 06/06→; Scheibenbremse	2	24.3727-0233.2 580233	L= 1.535
330 d	180	02/08→12/11	➡	⬇; 09/08→; Scheibenbremse	2	24.3727-0233.2 580233	L= 1.535
335 i 335 i 335 i 335 i	220 224 225 240	03/06→12/11 03/06→12/11 03/06→12/11 03/06→12/11	➡	⬇; 09/06→; Scheibenbremse	2	24.3727-0233.2 580233	L= 1.535
335 xi 335 xi 335 xi	224 225 240	09/06→06/08 09/06→06/08 09/06→06/08	➡	⬇; 03/07→; Scheibenbremse	2	24.3727-0233.2 580233	L= 1.535
M3	309	03/07→12/11	➡	⬇; 12/07→; Scheibenbremse	2	24.3727-0233.2 580233	L= 1.535
<b>BMW - 3 (F30, F80) 03/11→</b>							
 <b>Bremsbackensatz, Feststellbremse</b>							
316 d 318 d 318 d 320 d 320 d 320 d Efficient Dynamics 320 i	85 100 105 135 147 120 135	05/11→ 05/11→ 05/11→06/15 03/11→03/16 03/11→03/16 04/11→ 04/11→		02/12→		03.0137-0379.2 650379	Ø 161 x 20
316 i 320 i Efficient Dynamics	100 125	10/12→08/16 04/12→06/16		11/12→		03.0137-0379.2 650379	Ø 161 x 20
318 d 318 i 320 d	110 100 140	10/14→ 03/15→ 10/14→		07/15→		03.0137-0379.2 650379	Ø 161 x 20
318 d xDrive	105	11/12→05/15		05/13→		03.0137-0305.2 650305	Ø 185 x 20
318 d xDrive 320 d xDrive 330 i 330 i xDrive 340 i 340 i 340 i xDrive 340 i xDrive	110 140 185 185 240 265 240 265	11/14→ 10/14→ 09/14→ 10/14→ 10/14→ 10/14→ 10/14→ 10/14→		07/15→		03.0137-0305.2 650305	Ø 185 x 20
320 d xDrive 320 d xDrive 320 d xDrive 320 i xDrive 328 i xDrive 335 i 335 i 335 i xDrive 335 i xDrive	120 135 147 135 180 225 240 225 240	05/11→ 10/11→07/15 05/11→06/15 05/11→06/15 05/11→07/16 04/11→07/15 04/11→07/13 05/11→07/15 04/11→07/13		02/12→		03.0137-0305.2 650305	Ø 185 x 20
320 i	135	09/14→				03.0137-0379.2 650379	Ø 161 x 20
320 i xDrive 335 i 335 i xDrive M3 Competition	135 250 250 331	09/14→ 07/13→ 07/13→ 03/16→				03.0137-0305.2 650305	Ø 185 x 20
325 d ↓	155	07/12→02/16		04/13→		03.0137-0379.2 650379	Ø 161 x 20














	kW			 	! #		
<b>BMW - 3 (F30, F80) 03/11→</b>							
<b>Bremsbackensatz, Feststellbremse</b>							
325 d	160	07/12→02/16		04/13→		<b>03.0137-0379.2 650379</b>	Ø 161 x 20
325 d	165	04/15→		03/16→		<b>03.0137-0379.2 650379</b>	Ø 161 x 20
328 i	180	04/11→07/16		02/12→; Motorcode: N20		<b>03.0137-0305.2 650305</b>	Ø 185 x 20
				02/12→; Motorcode: N26		<b>03.0137-0379.2 650379</b>	Ø 161 x 20
330 d ActiveHybrid ActiveHybrid	190	01/12→		07/12→		<b>03.0137-0305.2 650305</b>	Ø 185 x 20
	225	11/11→05/15					
	250	11/11→05/15					
330 d	210	01/12→		09/15→		<b>03.0137-0305.2 650305</b>	Ø 185 x 20
330 d xDrive	210	01/12→					
330 d xDrive	190	01/12→		03/13→		<b>03.0137-0305.2 650305</b>	Ø 185 x 20
330 e	135	02/15→		01/16→		<b>03.0137-0305.2 650305</b>	Ø 185 x 20
330 e	185	02/15→					
335 d xDrive	230	11/12→		07/13→		<b>03.0137-0305.2 650305</b>	Ø 185 x 20
M3	317	04/12→		01/14→		<b>03.0137-0305.2 650305</b>	Ø 185 x 20
<b>Zubehörsatz, Feststellbremsbacken</b>							
316 d	85	05/11→		02/12→		<b>03.0137-9265.2 669265</b>	
318 d	100	05/11→					
318 d	105	05/11→06/15					
320 d	135	03/11→03/16					
320 d	147	03/11→03/16					
320 d Efficient Dynamics	120	04/11→					
320 i	135	04/11→					
316 i	100	10/12→08/16		11/12→		<b>03.0137-9265.2 669265</b>	
320 i Efficient Dynamics	125	04/12→06/16					
318 d	110	10/14→		07/15→		<b>03.0137-9265.2 669265</b>	
318 i	100	03/15→					
320 d	140	10/14→					
318 d xDrive	105	11/12→05/15		05/13→		<b>03.0137-9062.2 669062</b>	
318 d xDrive	110	11/14→		07/15→		<b>03.0137-9062.2 669062</b>	
320 d xDrive	140	10/14→					
330 i	185	09/14→					
330 i xDrive	185	10/14→					
340 i	240	10/14→					
340 i	265	10/14→					
340 i xDrive	240	10/14→					
340 i xDrive	265	10/14→					
320 d xDrive	120	05/11→		02/12→		<b>03.0137-9062.2 669062</b>	
320 d xDrive	135	10/11→07/15					
320 d xDrive	147	05/11→06/15					
320 i xDrive	135	05/11→06/15					
328 i xDrive	180	05/11→07/16					
335 i	225	04/11→07/15					
335 i	240	04/11→07/13					
335 i xDrive	225	05/11→07/15					
335 i xDrive	240	04/11→07/13					
320 i	135	09/14→				<b>03.0137-9265.2 669265</b>	
320 i xDrive	135	09/14→				<b>03.0137-9062.2 669062</b>	
335 i	250	07/13→					
335 i xDrive	250	07/13→					
M3 Competition	331	03/16→					
325 d	155	07/12→02/16		04/13→		<b>03.0137-9265.2 669265</b>	
325 d	160	07/12→02/16					
325 d	165	04/15→		03/16→		<b>03.0137-9265.2 669265</b>	
328 i	180	04/11→07/16		02/12→; Motorcode: N20		<b>03.0137-9062.2 669062</b>	
				02/12→; Motorcode: N26		<b>03.0137-9062.2 669062</b>	
330 d	190	01/12→		07/12→		<b>03.0137-9062.2 669062</b>	
ActiveHybrid	225	11/11→05/15					
ActiveHybrid	250	11/11→05/15					
330 d	210	01/12→		09/15→		<b>03.0137-9062.2 669062</b>	
330 d xDrive	210	01/12→					
330 d xDrive	190	01/12→		03/13→		<b>03.0137-9062.2 669062</b>	
330 e	135	02/15→		01/16→		<b>03.0137-9062.2 669062</b>	
330 e	185	02/15→					
335 d xDrive	230	11/12→		07/13→		<b>03.0137-9062.2 669062</b>	
M3	317	04/12→		01/14→		<b>03.0137-9062.2 669062</b>	
<b>Reparaturatz, Automatische Nachstellung</b>							
316 d	85	05/11→		02/12→		<b>03.0137-9701.2 669701</b>	
318 d	100	05/11→				<b>03.0137-9702.2 669702</b>	
318 d	105	05/11→06/15					
320 d	135	03/11→03/16					
320 d	147	03/11→03/16					
320 d Efficient Dynamics	120	04/11→					
320 i	135	04/11→					
↓							














	kW			 	! #		
<b>BMW - 3 (F30, F80) 03/11→</b>							
<b>Reparaturatz, Automatische Nachstellung</b>							
316 i	100	10/12→08/16		11/12→		03.0137-9701.2 669701	
320 i Efficient Dynamics	125	04/12→06/16				03.0137-9702.2 669702	
318 d	110	10/14→		07/15→		03.0137-9701.2 669701	
318 i	100	03/15→				03.0137-9702.2 669702	
320 d	140	10/14→					
318 d xDrive	105	11/12→05/15		05/13→		03.0137-9700.2 669700	
						03.0137-9702.2 669702	
318 d xDrive	110	11/14→		07/15→		03.0137-9700.2 669700	
320 d xDrive	140	10/14→				03.0137-9702.2 669702	
330 i	185	09/14→					
330 i xDrive	185	10/14→					
340 i	240	10/14→					
340 i	265	10/14→					
340 i xDrive	240	10/14→					
340 i xDrive	265	10/14→					
320 d xDrive	120	05/11→		02/12→		03.0137-9700.2 669700	
320 d xDrive	135	10/11→07/15				03.0137-9702.2 669702	
320 d xDrive	147	05/11→06/15					
320 i xDrive	135	05/11→06/15					
328 i xDrive	180	05/11→07/16					
335 i	225	04/11→07/15					
335 i	240	04/11→07/13					
335 i xDrive	225	05/11→07/15					
335 i xDrive	240	04/11→07/13					
320 i	135	09/14→				03.0137-9701.2 669701	
						03.0137-9702.2 669702	
320 i xDrive	135	09/14→				03.0137-9700.2 669700	
335 i	250	07/13→				03.0137-9702.2 669702	
335 i xDrive	250	07/13→					
M3 Competition	331	03/16→					
325 d	155	07/12→02/16		04/13→		03.0137-9701.2 669701	
325 d	160	07/12→02/16				03.0137-9702.2 669702	
325 d	165	04/15→		03/16→		03.0137-9701.2 669701	
						03.0137-9702.2 669702	
328 i	180	04/11→07/16		02/12→; Motorcode: N20		03.0137-9700.2 669700	
				02/12→; Motorcode: N26		03.0137-9701.2 669701	
						03.0137-9702.2 669702	
330 d	190	01/12→		07/12→		03.0137-9700.2 669700	
ActiveHybrid	225	11/11→05/15				03.0137-9702.2 669702	
ActiveHybrid	250	11/11→05/15					
330 d	210	01/12→		09/15→		03.0137-9700.2 669700	
330 d xDrive	210	01/12→				03.0137-9702.2 669702	
330 d xDrive	190	01/12→		03/13→		03.0137-9700.2 669700	
						03.0137-9702.2 669702	
330 e	135	02/15→		01/16→		03.0137-9700.2 669700	
330 e	185	02/15→				03.0137-9702.2 669702	
335 d xDrive	230	11/12→		07/13→		03.0137-9700.2 669700	
						03.0137-9702.2 669702	
M3	317	04/12→		01/14→		03.0137-9700.2 669700	
						03.0137-9702.2 669702	
<b>BMW - 3 Cabriolet (E36) 03/93→04/99</b>							
<b> Bremsbackensatz, Feststellbremse</b>							
318 i	85	01/94→04/99				03.0137-0248.2 650248	Ø 161 x 25
320 i	110	12/93→04/99					
323 i	125	06/95→04/99					
325 i	141	03/93→03/95					
328 i	142	03/95→04/99					
M3 3.0	210	01/94→10/95				03.0137-0150.2 650150	Ø 180 x 25
M3 3.2	236	10/95→04/99					
<b>Zubehörsatz, Feststellbremsbacken</b>							
318 i	85	01/94→04/99				03.0137-9148.2 669148	
320 i	110	12/93→04/99					
323 i	125	06/95→04/99					
325 i	141	03/93→03/95					
328 i	142	03/95→04/99					
M3 3.0	210	01/94→10/95				03.0137-9062.2 669062	
M3 3.2	236	10/95→04/99					
↓							










	kW			 	! #		
<b>BMW - 3 Cabriolet (E36) 03/93→04/99</b>							
 <b>Seilzug, Feststellbremse</b>							
318 i 320 i 323 i 325 i 328 i M3 3.0 M3 3.2	85 110 125 141 142 210 236	01/94→04/99 12/93→04/99 06/95→04/99 03/93→03/95 03/95→04/99 01/94→10/95 10/95→04/99	➔	☑; Scheibenbremse	2	24.3727-0214.2 580214	L= 1.631
<b>BMW - 3 Cabriolet (E46) 04/00→12/07</b>							
 <b>Bremsbackensatz, Feststellbremse</b>							
318 Ci 318 Ci 318 Ci 320 Cd 320 Ci 320 Ci 325 Ci 323 Ci 323 Ci 330 Cd 330 Ci M3 3.2	100 105 110 110 120 125 141 120 125 150 170 252	12/00→08/06 09/01→12/07 02/05→12/07 02/05→12/07 01/06→12/07 09/00→12/07 09/00→12/07 04/00→09/00 04/00→09/00 08/05→12/07 06/00→12/07 04/01→12/07		09/01→ → 09/06      → 09/06 → 09/06 → 09/06		03.0137-0379.2 650379 03.0137-0379.2 650379      03.0137-0379.2 650379 03.0137-0305.2 650305 03.0137-0419.2 650419	∅ 161 x 20 ∅ 161 x 20      ∅ 161 x 20 ∅ 185 x 20 ∅ 185 x 30
<b>Zubehörsatz, Feststellbremsbacken</b>							
318 Ci 318 Ci 318 Ci 320 Cd 320 Ci 320 Ci 325 Ci 323 Ci 323 Ci 330 Cd 330 Ci	100 105 110 110 120 125 141 120 125 150 170	12/00→08/06 09/01→12/07 02/05→12/07 02/05→12/07 01/06→12/07 09/00→12/07 09/00→12/07 04/00→09/00 04/00→09/00 08/05→12/07 06/00→12/07		09/01→ → 09/06      → 09/06		03.0137-9265.2 669265 03.0137-9265.2 669265      03.0137-9265.2 669265 03.0137-9062.2 669062	
<b>Reparaturatz, Automatische Nachstellung</b>							
318 Ci 318 Ci 318 Ci 320 Cd 320 Ci 320 Ci 325 Ci 323 Ci 323 Ci 330 Cd 330 Ci	100 105 110 110 120 125 141 120 125 150 170	12/00→08/06 09/01→12/07 02/05→12/07 02/05→12/07 01/06→12/07 09/00→12/07 09/00→12/07 04/00→09/00 04/00→09/00 08/05→12/07 06/00→12/07		09/01→ → 09/06      → 09/06		03.0137-9701.2 669701 03.0137-9702.2 669702 03.0137-9701.2 669701 03.0137-9702.2 669702    03.0137-9701.2 669701 03.0137-9702.2 669702 03.0137-9700.2 669700 03.0137-9702.2 669702	
 <b>Seilzug, Feststellbremse</b>							
318 Ci 318 Ci 318 Ci 320 Cd 320 Ci 320 Ci 325 Ci 330 Cd 330 Ci M3 3.2 323 Ci 323 Ci	100 105 110 110 120 125 141 150 170 252 120 125	12/00→08/06 09/01→12/07 02/05→12/07 02/05→12/07 01/06→12/07 09/00→12/07 09/00→12/07 08/05→12/07 06/00→12/07 04/01→12/07 04/00→09/00 04/00→09/00	➔ ➔ ➔ ➔ ➔ ➔ ➔ ➔ ➔ ➔ ➔ ➔	☑; 09/01→ ☐; 09/01→ ☑; → 09/06 ☐; → 09/06      ☐ ☐		24.3727-0223.2 580223 24.3727-0224.2 580224 24.3727-0223.2 580223 24.3727-0224.2 580224      24.3727-0223.2 580223 24.3727-0224.2 580224	L= 1.708 L= 1.693 L= 1.708 L= 1.693      L= 1.708 L= 1.693
<b>BMW - 3 Cabriolet (E93) 05/06→12/13</b>							
 <b>Bremsbackensatz, Feststellbremse</b>							
318 i 320 d 325 i 330 d 330 d 330 i ↓	105 120 160 170 180 190	03/10→12/13 01/08→12/13 03/07→12/13 03/07→12/13 01/09→12/13 03/07→12/13	➔	→ 11/13 → 11/13		03.0137-0379.2 650379 03.0137-0305.2 650305	∅ 161 x 20 ∅ 185 x 20

	kw			 	! #		
<b>BMW - 3 Cabriolet (E93) 05/06→12/13</b>							
<b>Bremsbackensatz, Feststellbremse</b>							
330 i	200	03/07→12/13	➡	→ 11/13		03.0137-0305.2 650305	Ø 185 x 20
320 d	130	09/07→02/10	➡	03/08→		03.0137-0305.2 650305	Ø 185 x 20
320 d	145	09/07→02/10					
M3	309	03/07→10/13					
320 d	135	03/10→10/13	➡			03.0137-0305.2 650305	Ø 185 x 20
320 d	147	03/10→10/13					
323 i	130	03/07→09/11					
323 i	140	03/07→09/11					
320 i	110	01/07→08/13		09/09→		03.0137-0379.2 650379	Ø 161 x 20
320 i	115	01/07→08/13	➡	03/07→ 08/09		03.0137-0305.2 650305	Ø 185 x 20
320 i	120	09/06→10/13					
320 i	125	09/06→10/13					
325 d	145	03/07→12/10	➡	09/07→		03.0137-0305.2 650305	Ø 185 x 20
325 d	155	03/07→12/10					
325 d	150	09/09→09/13	➡	03/10→		03.0137-0305.2 650305	Ø 185 x 20
325 i	155	10/06→12/13	➡	03/07→ 11/13		03.0137-0305.2 650305	Ø 185 x 20
335 i	225	05/06→10/13	➡	03/07→		03.0137-0305.2 650305	Ø 185 x 20
335 i	240	05/06→10/13					
<b>Zubehörsatz, Feststellbremsbacken</b>							
318 i	105	03/10→12/13		→ 11/13		03.0137-9265.2 669265	
320 d	120	01/08→12/13	➡	→ 11/13		03.0137-9062.2 669062	
325 i	160	03/07→12/13					
330 d	170	03/07→12/13					
330 d	180	01/09→12/13					
330 i	190	03/07→12/13					
330 i	200	03/07→12/13					
320 d	130	09/07→02/10	➡	03/08→		03.0137-9062.2 669062	
320 d	145	09/07→02/10					
M3	309	03/07→10/13					
320 d	135	03/10→10/13	➡			03.0137-9062.2 669062	
320 d	147	03/10→10/13					
323 i	130	03/07→09/11					
323 i	140	03/07→09/11					
320 i	110	01/07→08/13		09/09→		03.0137-9265.2 669265	
320 i	115	01/07→08/13	➡	03/07→ 08/09		03.0137-9062.2 669062	
320 i	120	09/06→10/13					
320 i	125	09/06→10/13					
325 d	145	03/07→12/10	➡	09/07→		03.0137-9062.2 669062	
325 d	155	03/07→12/10					
325 d	150	09/09→09/13	➡	03/10→		03.0137-9062.2 669062	
325 i	155	10/06→12/13	➡	03/07→ 11/13		03.0137-9062.2 669062	
335 i	225	05/06→10/13	➡	03/07→		03.0137-9062.2 669062	
335 i	240	05/06→10/13					
<b>Reparaturatz, Automatische Nachstellung</b>							
318 i	105	03/10→12/13		→ 11/13		03.0137-9701.2 669701 03.0137-9702.2 669702	
320 d	120	01/08→12/13		→ 11/13		03.0137-9700.2 669700	
325 i	160	03/07→12/13				03.0137-9702.2 669702	
330 d	170	03/07→12/13					
330 d	180	01/09→12/13					
330 i	190	03/07→12/13					
330 i	200	03/07→12/13					
320 d	130	09/07→02/10		03/08→		03.0137-9700.2 669700	
320 d	145	09/07→02/10				03.0137-9702.2 669702	
M3	309	03/07→10/13					
320 d	135	03/10→10/13				03.0137-9700.2 669700	
320 d	147	03/10→10/13				03.0137-9702.2 669702	
323 i	130	03/07→09/11					
323 i	140	03/07→09/11					
320 i	110	01/07→08/13		03/07→ 08/09		03.0137-9700.2 669700	
320 i	115	01/07→08/13				03.0137-9702.2 669702	
320 i	120	09/06→10/13					
320 i	125	09/06→10/13		09/09→		03.0137-9701.2 669701 03.0137-9702.2 669702	
325 d	145	03/07→12/10		09/07→		03.0137-9700.2 669700	
325 d	155	03/07→12/10				03.0137-9702.2 669702	
325 d	150	09/09→09/13		03/10→		03.0137-9700.2 669700 03.0137-9702.2 669702	
325 i	155	10/06→12/13		03/07→ 11/13		03.0137-9700.2 669700 03.0137-9702.2 669702	
335 i	225	05/06→10/13		03/07→		03.0137-9700.2 669700	
335 i	240	05/06→10/13				03.0137-9702.2 669702	
↓							



	kw			 	! #		
<b>BMW - 3 Cabriolet (E93) 05/06→12/13</b>							
 <b>Seilzug, Feststellbremse</b>							
318 i 320 d 325 i 330 d 330 d 330 i 330 i	105 120 160 170 180 190 200	03/10→12/13 01/08→12/13 03/07→12/13 03/07→12/13 01/09→12/13 03/07→12/13 03/07→12/13	➔	⬇; → 11/13; Scheibenbremse	2	24.3727-0233.2 580233	L= 1.535
320 d 320 d M3	130 145 309	09/07→02/10 09/07→02/10 03/07→10/13	➔	⬇; 03/08→; Scheibenbremse	2	24.3727-0233.2 580233	L= 1.535
320 d 320 d 323 i 323 i	135 147 130 140	03/10→10/13 03/10→10/13 03/07→09/11 03/07→09/11	➔	⬇; Scheibenbremse	2	24.3727-0233.2 580233	L= 1.535
320 i 320 i 320 i 320 i 320 i 335 i 335 i	110 115 120 125 225 240	01/07→08/13 01/07→08/13 09/06→10/13 09/06→10/13 05/06→10/13 05/06→10/13	➔	⬇; 03/07→; Scheibenbremse	2	24.3727-0233.2 580233	L= 1.535
325 d 325 d	145 155	03/07→12/10 03/07→12/10	➔	⬇; 09/07→; Scheibenbremse	2	24.3727-0233.2 580233	L= 1.535
325 d	150	09/09→09/13	➔	⬇; 03/10→; Scheibenbremse	2	24.3727-0233.2 580233	L= 1.535
325 i	155	10/06→12/13	➔	⬇; 03/07→ 11/13; Scheibenbremse	2	24.3727-0233.2 580233	L= 1.535
<b>BMW - 3 Compact (E36) 03/94→08/00</b>							
 <b>Radbremszylinder</b>							
316 g 316 i 318 tds	75 75 66	03/94→08/00 03/94→08/00 01/95→08/00	➔			24.3222-1616.3 020322	Ø 22,2 GG
<b>Zubehörsatz, Bremsbacken</b>							
316 g 316 i 318 tds	75 75 66	03/94→08/00 03/94→08/00 01/95→08/00	➔			03.0137-9147.2 669147	
 <b>Bremstrommel</b>							
316 g 316 i 318 tds	75 75 66	03/94→08/00 03/94→08/00 01/95→08/00	➔			24.0222-8013.1 480030	Ø 229,0 x 47 / 229,5
 <b>Bremsbackensatz</b>							
316 g 316 i 318 tds	75 75 66	03/94→08/00 03/94→08/00 01/95→08/00	➔			03.0137-0247.2 650247 03.0420-5322.3 685322 03.0520-5322.3 695322	Ø 229 x 42 + HEB Ø 229 x 42 Ø 22,2 + RZ / + Zub Kit Ø 229 x 42 Ø 22,2 + RZ / + Zub TopKit
 <b>Bremsbackensatz, Feststellbremse</b>							
316 g 316 i 316 i 318 tds 318 ti 318 ti 323 ti 323 ti	75 75 77 66 103 103 120 125	03/94→08/00 03/94→08/00 12/98→08/00 01/95→08/00 11/94→08/95 07/95→08/00 01/99→08/00 08/97→08/00				03.0137-0248.2 650248	Ø 161 x 25
<b>Zubehörsatz, Feststellbremsbacken</b>							
316 g 316 i 316 i 318 tds 318 ti 318 ti 323 ti 323 ti	75 75 77 66 103 103 120 125	03/94→08/00 03/94→08/00 12/98→08/00 01/95→08/00 11/94→08/95 07/95→08/00 01/99→08/00 08/97→08/00				03.0137-9148.2 669148	
 <b>Seilzug, Feststellbremse</b>							
316 g 316 i 316 i 318 tds 318 ti 318 ti 323 ti 323 ti	75 75 77 66 103 103 120 125	03/94→08/00 03/94→08/00 12/98→08/00 01/95→08/00 11/94→08/95 07/95→08/00 01/99→08/00 08/97→08/00	➔	⬇; Trommelbremse	2	24.3727-0222.2 580222	L= 1.740
			➔	⬇; Scheibenbremse	2	24.3727-0227.2 580227	L= 1.683

	kW					! #		
<b>BMW - 3 Compact (E46) 03/01→02/05</b>								
 <b>Bremsbackensatz, Feststellbremse</b>								
316 ti	77	06/02→02/05					<b>03.0137-0379.2 650379</b>	Ø 161 x 20
316 ti	85	06/02→02/05						
316 ti	85	06/01→02/05						
318 td	85	03/03→02/05						
320 td	110	09/01→02/05						
325 ti	141	06/01→02/05						
318 ti	100	03/01→12/04		09/01→			<b>03.0137-0379.2 650379</b>	Ø 161 x 20
318 ti	105	03/01→12/04						
<b>Zubehörsatz, Feststellbremsbacken</b>								
316 ti	77	06/02→02/05					<b>03.0137-9265.2 669265</b>	
316 ti	85	06/02→02/05						
316 ti	85	06/01→02/05						
318 td	85	03/03→02/05						
320 td	110	09/01→02/05						
325 ti	141	06/01→02/05						
318 ti	100	03/01→12/04		09/01→			<b>03.0137-9265.2 669265</b>	
318 ti	105	03/01→12/04						
<b>Reparaturatz, Automatische Nachstellung</b>								
316 ti	77	06/02→02/05					<b>03.0137-9701.2 669701</b>	
316 ti	85	06/02→02/05					<b>03.0137-9702.2 669702</b>	
316 ti	85	06/01→02/05						
318 td	85	03/03→02/05						
320 td	110	09/01→02/05						
325 ti	141	06/01→02/05						
318 ti	100	03/01→12/04		09/01→			<b>03.0137-9701.2 669701</b>	
318 ti	105	03/01→12/04					<b>03.0137-9702.2 669702</b>	
 <b>Seilzug, Feststellbremse</b>								
316 ti	77	06/02→02/05	➡	<input type="checkbox"/>			<b>24.3727-0223.2 580223</b>	L= 1.708
316 ti	85	06/02→02/05	➡	<input type="checkbox"/>			<b>24.3727-0224.2 580224</b>	L= 1.693
316 ti	85	06/01→02/05	➡	<input type="checkbox"/>				
318 td	85	03/03→02/05	➡	<input type="checkbox"/>				
320 td	110	09/01→02/05	➡	<input type="checkbox"/>				
325 ti	141	06/01→02/05	➡	<input type="checkbox"/>				
318 ti	100	03/01→12/04	➡	<input type="checkbox"/> ; 09/01→			<b>24.3727-0223.2 580223</b>	L= 1.708
318 ti	105	03/01→12/04	➡	<input type="checkbox"/> ; 09/01→			<b>24.3727-0224.2 580224</b>	L= 1.693
<b>BMW - 3 Coupe (E36) 03/92→04/99</b>								
 <b>Radbremszylinder</b>								
316 i	75	09/93→04/99	➡				<b>24.3223-1601.3 020293</b>	Ø 23,81 GG
<b>Zubehörsatz, Bremsbacken</b>								
316 i	75	09/93→04/99	➡				<b>03.0137-9147.2 669147</b>	
 <b>Bremstrommel</b>								
316 i	75	09/93→04/99	➡				<b>24.0222-8013.1 480030</b>	Ø 229,0 x 47 / 229,5
 <b>Bremsbackensatz</b>								
316 i	75	09/93→04/99	➡				<b>03.0137-0247.2 650247</b>	Ø 229 x 42 + HEB
							<b>03.0420-1223.3 681223</b>	TRW Ø 229 x 42 Ø 23,81 + RZ / + Zub Kit
							<b>03.0520-1223.3 691223</b>	Ø 229 x 42 Ø 23,81 + RZ / + Zub TopKit
 <b>Bremsbackensatz, Feststellbremse</b>								
316 i	75	09/93→04/99					<b>03.0137-0248.2 650248</b>	Ø 161 x 25
318 is	103	03/92→10/95						
318 is	103	09/95→04/99						
320 i	110	03/92→04/99						
323 i	125	03/95→04/99						
325 i	141	03/92→04/99						
328 i	142	01/95→04/99						
M3 3.0	210	10/92→01/95					<b>03.0137-0150.2 650150</b>	Ø 180 x 25
M3 3.0	217	01/95→10/95						
M3 3.2	236	10/95→04/99						
<b>Zubehörsatz, Feststellbremsbacken</b>								
316 i	75	09/93→04/99					<b>03.0137-9148.2 669148</b>	
318 is	103	03/92→10/95						
318 is	103	09/95→04/99						
320 i	110	03/92→04/99						
323 i	125	03/95→04/99						
↓								

	kw			 	! #		
<b>BMW - 3 Coupe (E36) 03/92→04/99</b>							
<b>Zubehörsatz, Feststellbremsbacken</b>							
325 i	141	03/92→04/99				03.0137-9148.2	669148
328 i	142	01/95→04/99					
M3 3.0	210	10/92→01/95				03.0137-9062.2	669062
M3 3.0	217	01/95→10/95					
M3 3.2	236	10/95→04/99					
<b> Seilzug, Feststellbremse</b>							
316 i	75	09/93→04/99	➔	⏏; für Fahrzeuge mit Scheibenbremse an der Hinterachse; Scheibenbremse	2	24.3727-0214.2	580214 L= 1.631
			➔	⏏; für Fahrzeuge mit Trommelbremse an der Hinterachse; Trommelbremse	2	24.3727-0218.2	580218 L= 1.764
318 is	103	03/92→10/95	➔	⏏; Scheibenbremse	2	24.3727-0214.2	580214 L= 1.631
318 is	103	09/95→04/99					
320 i	110	03/92→04/99					
323 i	125	03/95→04/99					
325 i	141	03/92→04/99					
328 i	142	01/95→04/99					
M3 3.0	210	10/92→01/95					
M3 3.0	217	01/95→10/95					
M3 3.2	236	10/95→04/99					
<b>BMW - 3 Coupe (E46) 02/99→07/06</b>							
<b> Bremsbackensatz, Feststellbremse</b>							
316 Ci	77	04/00→07/06				03.0137-0379.2	650379 Ø 161 x 20
316 Ci	85	06/02→07/06					
318 Ci	85	11/99→09/01					
318 Ci	87	11/99→09/01					
318 Ci	110	03/05→07/06					
320 Cd	110	11/03→07/06					
323 Ci	120	04/99→09/00					
323 Ci	125	04/99→09/00					
325 Ci	141	09/00→07/06					
328 Ci	142	04/99→06/00					
318 Ci	100	12/00→05/06		09/01→		03.0137-0379.2	650379 Ø 161 x 20
318 Ci	105	12/00→05/06					
320 Ci	110	02/99→08/01		08/99→ 09/00		03.0137-0379.2	650379 Ø 161 x 20
320 Ci	120	01/00→05/06		09/00→		03.0137-0379.2	650379 Ø 161 x 20
320 Ci	125	01/00→05/06					
330 Cd	150	03/03→07/06				03.0137-0305.2	650305 Ø 185 x 20
330 Ci	170	06/00→07/06					
330 xi	170	06/00→07/06					
M3	252	06/00→07/06				03.0137-0419.2	650419 Ø 185 x 30
M3	265	06/03→07/06					
<b>Zubehörsatz, Feststellbremsbacken</b>							
316 Ci	77	04/00→07/06				03.0137-9265.2	669265
316 Ci	85	06/02→07/06					
318 Ci	85	11/99→09/01					
318 Ci	87	11/99→09/01					
318 Ci	110	03/05→07/06					
320 Cd	110	11/03→07/06					
323 Ci	120	04/99→09/00					
323 Ci	125	04/99→09/00					
325 Ci	141	09/00→07/06					
328 Ci	142	04/99→06/00					
318 Ci	100	12/00→05/06		09/01→		03.0137-9265.2	669265
318 Ci	105	12/00→05/06					
320 Ci	110	02/99→08/01		08/99→ 09/00		03.0137-9265.2	669265
320 Ci	120	01/00→05/06		09/00→		03.0137-9265.2	669265
320 Ci	125	01/00→05/06					
330 Cd	150	03/03→07/06				03.0137-9062.2	669062
330 Ci	170	06/00→07/06					
330 xi	170	06/00→07/06					
<b>Reparaturatz, Automatische Nachstellung</b>							
316 Ci	77	04/00→07/06				03.0137-9701.2	669701
316 Ci	85	06/02→07/06				03.0137-9702.2	669702
318 Ci	85	11/99→09/01					
318 Ci	87	11/99→09/01					
318 Ci	110	03/05→07/06					
320 Cd	110	11/03→07/06					
323 Ci	120	04/99→09/00					
323 Ci	125	04/99→09/00					
325 Ci	141	09/00→07/06					
328 Ci	142	04/99→06/00					
318 Ci	100	12/00→05/06		09/01→		03.0137-9701.2	669701
↓							

### BMW - 3 Coupe (E46) 02/99→07/06

#### Reparaturatz, Automatische Nachstellung

318 Ci	105	12/00→05/06		09/01→		03.0137-9702.2	669702	
320 Ci	110	02/99→08/01		08/99→ 09/00		03.0137-9701.2	669701	
						03.0137-9702.2	669702	
320 Ci	120	01/00→05/06		09/00→		03.0137-9701.2	669701	
320 Ci	125	01/00→05/06				03.0137-9702.2	669702	
330 Cd	150	03/03→07/06				03.0137-9700.2	669700	
330 Ci	170	06/00→07/06				03.0137-9702.2	669702	
330 xi	170	06/00→07/06				03.0137-9702.2	669702	








#### Seilzug, Feststellbremse









316 Ci	77	04/00→07/06	➡	<input type="checkbox"/> ; Scheibenbremse		24.3727-0223.2	580223	L= 1.708
316 Ci	85	06/02→07/06	➡					
318 Ci	85	11/99→09/01	➡	<input type="checkbox"/> ; Scheibenbremse		24.3727-0224.2	580224	L= 1.693
318 Ci	87	11/99→09/01						
318 Ci	110	03/05→07/06						
320 Cd	110	11/03→07/06						
323 Ci	120	04/99→09/00						
323 Ci	125	04/99→09/00						
325 Ci	141	09/00→07/06						
328 Ci	142	04/99→06/00						
330 Cd	150	03/03→07/06						
330 Ci	170	06/00→07/06						
330 xi	170	06/00→07/06						
M3	252	06/00→07/06						
M3	265	06/03→07/06						
318 Ci	100	12/00→05/06	➡	<input type="checkbox"/> ; 09/01→; Scheibenbremse		24.3727-0223.2	580223	L= 1.708
318 Ci	105	12/00→05/06	➡	<input type="checkbox"/> ; 09/01→; Scheibenbremse		24.3727-0224.2	580224	L= 1.693
320 Ci	110	02/99→08/01	➡	<input type="checkbox"/> ; 08/99→ 09/00; Scheibenbremse		24.3727-0223.2	580223	L= 1.708
			➡	<input type="checkbox"/> ; 08/99→ 09/00; Scheibenbremse		24.3727-0224.2	580224	L= 1.693
320 Ci	120	01/00→05/06	➡	<input type="checkbox"/> ; 09/00→; Scheibenbremse		24.3727-0223.2	580223	L= 1.708
320 Ci	125	01/00→05/06	➡	<input type="checkbox"/> ; 09/00→; Scheibenbremse		24.3727-0224.2	580224	L= 1.693










### BMW - 3 Coupe (E92) 01/05→12/13








#### Bremsbackensatz, Feststellbremse

316 i	90	09/07→12/13	➡	→ 06/13		03.0137-0379.2	650379	Ø 161 x 20
318 i	105	03/10→12/13						
320 i	115	06/07→12/13						
320 i	125	03/07→12/13						
328 i	172	06/07→12/13						
320 d	120	03/07→06/13	➡			03.0137-0379.2	650379	Ø 161 x 20
320 d	135	03/10→06/13						
320 d	147	03/10→06/13						
320 d	130	09/06→02/10	➡	03/07→		03.0137-0379.2	650379	Ø 161 x 20
320 d	145	09/06→02/10						
320 i	110	11/06→06/07						
320 d xDrive	120	03/10→06/13	➡			03.0137-0305.2	650305	Ø 185 x 20
320 d xDrive	130	09/09→02/10						
320 d xDrive	135	03/10→06/13						
320 d xDrive	145	09/09→02/10						
320 d xDrive	147	03/10→06/13						
320 xd	120	03/08→02/10						
320 xd	130	03/08→02/10						
320 xd	145	03/08→02/10						
328 i xDrive	172	09/09→06/13						
330 i	200	09/06→02/10						
335 i xDrive	240	11/08→06/13						
320 i	120	01/07→12/13	➡	03/07→ 06/13		03.0137-0379.2	650379	Ø 161 x 20
323 i	140	04/06→02/12	➡	09/06→		03.0137-0379.2	650379	Ø 161 x 20
325 i	155	05/05→06/13						
325 i	160	05/05→06/13						
325 i	155	01/05→06/13						
325 i	160	01/05→06/13						
325 d	145	03/07→12/13	➡	→ 06/13		03.0137-0305.2	650305	Ø 185 x 20
325 d	150	04/10→12/13						
325 i xDrive	160	09/08→12/13						
325 xi	160	09/06→12/13						
325 xi	160	09/07→12/13						
330 d	170	09/06→12/13						
330 d	180	01/09→12/13						
330 d xDrive	180	01/09→12/13						
330 i	190	09/06→12/13						
330 i	200	03/07→12/13						
330 i xDrive	200	09/08→12/13						
330 xd	170	09/06→12/13						
330 xd	180	01/09→12/13						









	kW			 	! #		
<b>BMW - 3 Coupe (E92) 01/05→12/13</b>							
<b>Bremsbackensatz, Feststellbremse</b>							
330 xi	190	09/06→12/13	➡	→ 06/13		03.0137-0305.2 650305	Ø 185 x 20
330 xi	200	09/06→12/13					
335 d	210	09/06→12/13					
335 i xDrive	225	11/08→12/13					
M	309	03/07→12/13					
M GTS	331	03/07→12/13					
325 d	155	01/07→12/09	➡	03/07→		03.0137-0305.2 650305	Ø 185 x 20
325 i xDrive	150	03/06→12/13	➡	09/06→ 06/13		03.0137-0305.2 650305	Ø 185 x 20
335 i	225	11/05→06/13	➡	09/06→		03.0137-0305.2 650305	Ø 185 x 20
335 i	240	11/05→06/13					
335 xi	225	03/07→02/10	➡	09/07→		03.0137-0305.2 650305	Ø 185 x 20
335 xi	240	03/07→02/10					
<b>Zubehörsatz, Feststellbremsbacken</b>							
316 i	90	09/07→12/13		→ 06/13		03.0137-9265.2 669265	
318 i	105	03/10→12/13					
320 i	115	06/07→12/13					
320 i	125	03/07→12/13					
328 i	172	06/07→12/13					
320 d	120	03/07→06/13				03.0137-9265.2 669265	
320 d	135	03/10→06/13					
320 d	147	03/10→06/13					
320 d	130	09/06→02/10		03/07→		03.0137-9265.2 669265	
320 d	145	09/06→02/10					
320 i	110	11/06→06/07					
320 d xDrive	120	03/10→06/13	➡			03.0137-9062.2 669062	
320 d xDrive	130	09/09→02/10					
320 d xDrive	135	03/10→06/13					
320 d xDrive	145	09/09→02/10					
320 d xDrive	147	03/10→06/13					
320 xd	120	03/08→02/10					
320 xd	130	03/08→02/10					
320 xd	145	03/08→02/10					
328 i xDrive	172	09/09→06/13					
330 i	200	09/06→02/10					
335 i xDrive	240	11/08→06/13					
320 i	120	01/07→12/13		03/07→ 06/13		03.0137-9265.2 669265	
323 i	140	04/06→02/12		09/06→		03.0137-9265.2 669265	
325 i	155	05/05→06/13					
325 i	160	05/05→06/13					
325 i	155	01/05→06/13					
325 i	160	01/05→06/13					
325 d	145	03/07→12/13	➡	→ 06/13		03.0137-9062.2 669062	
325 d	150	04/10→12/13					
325 i xDrive	160	09/08→12/13					
325 xi	160	09/06→12/13					
325 xi	160	09/07→12/13					
330 d	170	09/06→12/13					
330 d	180	01/09→12/13					
330 d xDrive	180	01/09→12/13					
330 i	190	09/06→12/13					
330 i	200	03/07→12/13					
330 i xDrive	200	09/08→12/13					
330 xd	170	09/06→12/13					
330 xd	180	01/09→12/13					
330 xi	190	09/06→12/13					
330 xi	200	09/06→12/13					
335 d	210	09/06→12/13					
335 i xDrive	225	11/08→12/13					
M	309	03/07→12/13					
M GTS	331	03/07→12/13					
325 d	155	01/07→12/09	➡	03/07→		03.0137-9062.2 669062	
325 i xDrive	150	03/06→12/13	➡	09/06→ 06/13		03.0137-9062.2 669062	
335 i	225	11/05→06/13	➡	09/06→		03.0137-9062.2 669062	
335 i	240	11/05→06/13					
335 xi	225	03/07→02/10	➡	09/07→		03.0137-9062.2 669062	
335 xi	240	03/07→02/10					
<b>Reparaturatz, Automatische Nachstellung</b>							
316 i	90	09/07→12/13		→ 06/13		03.0137-9701.2 669701	
318 i	105	03/10→12/13				03.0137-9702.2 669702	
320 i	115	06/07→12/13					
320 i	125	03/07→12/13					
328 i	172	06/07→12/13					
320 d	120	03/07→06/13				03.0137-9701.2 669701	
320 d	135	03/10→06/13				03.0137-9702.2 669702	
320 d	147	03/10→06/13					
320 d	130	09/06→02/10		03/07→		03.0137-9701.2 669701	
320 d	145	09/06→02/10					
↓							









	kW			 	! #		
<b>BMW - 3 Coupe (E92) 01/05→12/13</b>							
<b>Reparaturatz, Automatische Nachstellung</b>							
320 i	110	11/06→06/07		03/07→		03.0137-9702.2 669702	
320 d xDrive	120	03/10→06/13				03.0137-9700.2 669700	
320 d xDrive	130	09/09→02/10				03.0137-9702.2 669702	
320 d xDrive	135	03/10→06/13					
320 d xDrive	145	09/09→02/10					
320 d xDrive	147	03/10→06/13					
320 xd	120	03/08→02/10					
320 xd	130	03/08→02/10					
320 xd	145	03/08→02/10					
328 i xDrive	172	09/09→06/13					
330 i	200	09/06→02/10					
335 i xDrive	240	11/08→06/13					
320 i	120	01/07→12/13		03/07→ 06/13		03.0137-9701.2 669701 03.0137-9702.2 669702	
323 i	140	04/06→02/12		09/06→		03.0137-9701.2 669701	
325 i	155	05/05→06/13				03.0137-9702.2 669702	
325 i	160	05/05→06/13					
325 i	155	01/05→06/13					
325 i	160	01/05→06/13					
325 d	145	03/07→12/13		→ 06/13		03.0137-9700.2 669700	
325 d	150	04/10→12/13				03.0137-9702.2 669702	
325 i xDrive	160	09/08→12/13					
325 xi	160	09/06→12/13					
325 xi	160	09/07→12/13					
330 d	170	09/06→12/13					
330 d	180	01/09→12/13					
330 d xDrive	180	01/09→12/13					
330 i	190	09/06→12/13					
330 i	200	03/07→12/13					
330 i xDrive	200	09/08→12/13					
330 xd	170	09/06→12/13					
330 xd	180	01/09→12/13					
330 xi	190	09/06→12/13					
330 xi	200	09/06→12/13					
335 d	210	09/06→12/13					
335 i xDrive	225	11/08→12/13					
M	309	03/07→12/13					
M GTS	331	03/07→12/13					
325 d	155	01/07→12/09		03/07→		03.0137-9700.2 669700 03.0137-9702.2 669702	
325 i xDrive	150	03/06→12/13		09/06→ 06/13		03.0137-9700.2 669700 03.0137-9702.2 669702	
335 i	225	11/05→06/13		09/06→		03.0137-9700.2 669700	
335 i	240	11/05→06/13				03.0137-9702.2 669702	
335 xi	225	03/07→02/10		09/07→		03.0137-9700.2 669700	
335 xi	240	03/07→02/10				03.0137-9702.2 669702	
<b> Seilzug, Feststellbremse</b>							
316 i	90	09/07→12/13	➡	⚠; → 06/13; Scheibenbremse	2	24.3727-0233.2 580233	L= 1.535
318 i	105	03/10→12/13					
320 i	115	06/07→12/13					
320 i	125	03/07→12/13					
325 d	145	03/07→12/13					
325 d	150	04/10→12/13					
325 i xDrive	160	09/08→12/13					
325 xi	160	09/06→12/13					
325 xi	160	09/07→12/13					
328 i	172	06/07→12/13					
330 d	170	09/06→12/13					
330 d	180	01/09→12/13					
330 d xDrive	180	01/09→12/13					
330 i	190	09/06→12/13					
330 i	200	03/07→12/13					
330 i xDrive	200	09/08→12/13					
330 xd	170	09/06→12/13					
330 xd	180	01/09→12/13					
330 xi	190	09/06→12/13					
330 xi	200	09/06→12/13					
335 d	210	09/06→12/13					
335 i xDrive	225	11/08→12/13					
M	309	03/07→12/13					
M GTS	331	03/07→12/13					
320 d	120	03/07→06/13	➡	⚠; Scheibenbremse	2	24.3727-0233.2 580233	L= 1.535
320 d	135	03/10→06/13					
320 d	147	03/10→06/13					
320 d xDrive	120	03/10→06/13					
320 d xDrive	130	09/09→02/10					
320 d xDrive	135	03/10→06/13					
320 d xDrive	145	09/09→02/10					
↓							










	kW			 	! #		
<b>BMW - 3 Coupe (E92) 01/05→12/13</b>							
 <b>Seilzug, Feststellbremse</b>							
320 d xDrive	147	03/10→06/13	➔	⬇️; Scheibenbremse	2	24.3727-0233.2 580233	L= 1.535
320 xd	120	03/08→02/10					
320 xd	130	03/08→02/10					
320 xd	145	03/08→02/10					
328 i xDrive	172	09/09→06/13					
330 i	200	09/06→02/10					
335 i xDrive	240	11/08→06/13					
320 d	130	09/06→02/10	➔	⬇️; 03/07→; Scheibenbremse	2	24.3727-0233.2 580233	L= 1.535
320 d	145	09/06→02/10					
320 i	110	11/06→06/07					
325 d	155	01/07→12/09					
320 i	120	01/07→12/13	➔	⬇️; 03/07→ 06/13; Scheibenbremse	2	24.3727-0233.2 580233	L= 1.535
323 i	140	04/06→02/12	➔	⬇️; 09/06→; Scheibenbremse	2	24.3727-0233.2 580233	L= 1.535
325 i	155	05/05→06/13					
325 i	160	05/05→06/13					
325 i	155	01/05→06/13					
325 i	160	01/05→06/13					
335 i	225	11/05→06/13					
335 i	240	11/05→06/13					
325 i xDrive	150	03/06→12/13	➔	⬇️; 09/06→ 06/13; Scheibenbremse	2	24.3727-0233.2 580233	L= 1.535
335 xi	225	03/07→02/10	➔	⬇️; 09/07→; Scheibenbremse	2	24.3727-0233.2 580233	L= 1.535
335 xi	240	03/07→02/10					
<b>BMW - 3 Gran Turismo (F34) 07/12→</b>							
 <b>Bremsbackensatz, Feststellbremse</b>							
318 d	100	03/13→	➔			03.0137-0305.2 650305	Ø 185 x 20
318 d	105	03/13→					
318 d	110	07/15→					
320 d	120	03/13→					
320 d	135	03/13→07/15					
320 d	140	07/15→					
320 d	147	05/13→					
320 d xDrive	120	03/13→					
320 d xDrive	135	03/13→07/15					
320 d xDrive	140	07/15→					
320 d xDrive	147	05/13→					
320 i	135	09/15→					
320 i xDrive	135	10/15→					
325 d	155	07/13→					
325 d	160	03/13→					
325 d	165	07/16→					
328 i xDrive	180	03/13→07/16					
330 i	185	10/15→					
330 i xDrive	185	10/15→					
335 i	225	03/13→					
335 i	240	03/13→03/14					
335 i	250	07/13→					
335 i xDrive	225	03/13→					
335 i xDrive	240	03/13→03/14					
335 i xDrive	250	03/14→					
340 i	240	10/15→					
340 i xDrive	240	10/15→					
320 i	120	07/12→06/16	➔	03/13→		03.0137-0305.2 650305	Ø 185 x 20
320 i	135	07/12→06/16					
320 i xDrive	120	11/12→06/16					
320 i xDrive	135	11/12→06/16					
328 i	180	08/12→02/15					
330 d	190	01/14→	➔	03/14→		03.0137-0305.2 650305	Ø 185 x 20
330 d xDrive	190	01/14→					
335 d xDrive	230	01/14→					
330 d	210	01/14→	➔	09/15→		03.0137-0305.2 650305	Ø 185 x 20
330 d xDrive	210	01/14→					
340 i	265	09/15→	➔	10/15→		03.0137-0305.2 650305	Ø 185 x 20
340 i xDrive	265	09/15→					
<b>Zubehörsatz, Feststellbremsbacken</b>							
318 d	100	03/13→	➔			03.0137-9062.2 669062	
318 d	105	03/13→					
318 d	110	07/15→					
320 d	120	03/13→					
320 d	135	03/13→07/15					
320 d	140	07/15→					
320 d	147	05/13→					
320 d xDrive	120	03/13→					
320 d xDrive	135	03/13→07/15					
320 d xDrive	140	07/15→					
320 d xDrive	147	05/13→					
320 i	135	09/15→					
320 i xDrive	135	10/15→					
325 d	155	07/13→					
↓							










	kW			 	! #		
<b>BMW - 3 Gran Turismo (F34) 07/12→</b>							
<b>Zubehörsatz, Feststellbremsbacken</b>							
325 d	160	03/13→	➔			03.0137-9062.2	669062
325 d	165	07/16→					
328 i xDrive	180	03/13→07/16					
330 i	185	10/15→					
330 i xDrive	185	10/15→					
335 i	225	03/13→					
335 i	240	03/13→03/14					
335 i	250	07/13→					
335 i xDrive	225	03/13→					
335 i xDrive	240	03/13→03/14					
335 i xDrive	250	03/14→					
340 i	240	10/15→					
340 i xDrive	240	10/15→					
320 i	120	07/12→06/16	➔	03/13→		03.0137-9062.2	669062
320 i	135	07/12→06/16					
320 i xDrive	120	11/12→06/16					
320 i xDrive	135	11/12→06/16					
328 i	180	08/12→02/15					
330 d	190	01/14→	➔	03/14→		03.0137-9062.2	669062
330 d xDrive	190	01/14→					
335 d xDrive	230	01/14→					
330 d	210	01/14→	➔	09/15→		03.0137-9062.2	669062
330 d xDrive	210	01/14→					
340 i	265	09/15→	➔	10/15→		03.0137-9062.2	669062
340 i xDrive	265	09/15→					
<b>Reparaturatz, Automatische Nachstellung</b>							
318 d	100	03/13→				03.0137-9700.2	669700
318 d	105	03/13→				03.0137-9702.2	669702
318 d	110	07/15→					
320 d	120	03/13→					
320 d	135	03/13→07/15					
320 d	140	07/15→					
320 d	147	05/13→					
320 d xDrive	120	03/13→					
320 d xDrive	135	03/13→07/15					
320 d xDrive	140	07/15→					
320 d xDrive	147	05/13→					
320 i	135	09/15→					
320 i xDrive	135	10/15→					
325 d	155	07/13→					
325 d	160	03/13→					
325 d	165	07/16→					
328 i xDrive	180	03/13→07/16					
330 i	185	10/15→					
330 i xDrive	185	10/15→					
335 i	225	03/13→					
335 i	240	03/13→03/14					
335 i	250	07/13→					
335 i xDrive	225	03/13→					
335 i xDrive	240	03/13→03/14					
335 i xDrive	250	03/14→					
340 i	240	10/15→					
340 i xDrive	240	10/15→					
320 i	120	07/12→06/16		03/13→		03.0137-9700.2	669700
320 i	135	07/12→06/16				03.0137-9702.2	669702
320 i xDrive	120	11/12→06/16					
320 i xDrive	135	11/12→06/16					
328 i	180	08/12→02/15					
330 d	190	01/14→		03/14→		03.0137-9700.2	669700
330 d xDrive	190	01/14→				03.0137-9702.2	669702
335 d xDrive	230	01/14→					
330 d	210	01/14→		09/15→		03.0137-9700.2	669700
330 d xDrive	210	01/14→				03.0137-9702.2	669702
340 i	265	09/15→		10/15→		03.0137-9700.2	669700
340 i xDrive	265	09/15→				03.0137-9702.2	669702
<b>Seilzug, Feststellbremse</b>							
318 d	100	03/13→	➔	⚠; - AHK; Scheibenbremse	2	24.3727-0249.2	580249 L= 1.693
318 d	105	03/13→					
320 d	120	03/13→					
320 d	135	03/13→07/15					
320 d	147	05/13→					
320 d xDrive	120	03/13→					
320 d xDrive	135	03/13→07/15					
320 d xDrive	147	05/13→					
325 d	155	07/13→					
325 d	160	03/13→					










	kW			 	! #		
<b>BMW - 3 Kombi (F31) 07/11→</b>							
<b> Bremsbackensatz, Feststellbremse</b>							
316 d	85	02/12→		05/12→		<b>03.0137-0379.2 650379</b>	Ø 161 x 20
318 d	100	07/11→					
318 d	105	07/11→06/15					
320 i	120	02/12→06/15					
320 i	135	02/12→06/15					
316 i	100	03/12→08/16		03/13→		<b>03.0137-0379.2 650379</b>	Ø 161 x 20
318 d	110	09/14→		07/15→		<b>03.0137-0305.2 650305</b>	Ø 185 x 20
318 d xDrive	110	03/15→					
318 i	100	01/15→					
320 d	140	09/14→					
330 i	185	09/14→					
330 i xDrive	185	10/14→					
340 i	240	10/14→					
340 i	265	10/14→					
340 i xDrive	240	10/14→					
340 i xDrive	265	10/14→					
318 d xDrive	105	01/13→05/15		05/13→		<b>03.0137-0305.2 650305</b>	Ø 185 x 20
320 d	120	07/11→		05/12→		<b>03.0137-0305.2 650305</b>	Ø 185 x 20
320 d	135	07/11→02/16					
320 d	147	07/11→02/16					
328 i	180	01/12→06/15					
330 d	190	01/12→					
320 d xDrive	120	01/12→		03/13→		<b>03.0137-0305.2 650305</b>	Ø 185 x 20
320 d xDrive	135	01/12→06/15					
320 d xDrive	147	01/12→06/15					
320 i xDrive	120	01/12→06/15					
320 i xDrive	135	01/12→06/15					
328 i xDrive	180	06/12→06/16					
330 d xDrive	190	06/12→					
335 i	225	07/12→06/15					
335 i	240	07/12→07/13					
335 i xDrive	225	07/12→06/15					
335 i xDrive	240	07/12→07/13					
320 d xDrive	140	07/15→				<b>03.0137-0305.2 650305</b>	Ø 185 x 20
320 i xDrive	135	09/14→					
335 i	250	07/13→06/15					
335 i xDrive	250	07/13→06/15					
320 i	135	10/14→				<b>03.0137-0379.2 650379</b>	Ø 161 x 20
325 d	155	09/12→02/16		04/13→		<b>03.0137-0305.2 650305</b>	Ø 185 x 20
325 d	160	09/12→02/16					
325 d	165	04/15→		03/16→		<b>03.0137-0305.2 650305</b>	Ø 185 x 20
330 d	210	01/12→		09/15→		<b>03.0137-0305.2 650305</b>	Ø 185 x 20
330 d xDrive	210	06/12→					
335 d xDrive	230	04/13→		11/13→		<b>03.0137-0305.2 650305</b>	Ø 185 x 20
<b>Zubehörsatz, Feststellbremsbacken</b>							
316 d	85	02/12→		05/12→		<b>03.0137-9265.2 669265</b>	
318 d	100	07/11→					
318 d	105	07/11→06/15					
320 i	120	02/12→06/15					
320 i	135	02/12→06/15					
316 i	100	03/12→08/16		03/13→		<b>03.0137-9265.2 669265</b>	
318 d	110	09/14→		07/15→		<b>03.0137-9062.2 669062</b>	
318 d xDrive	110	03/15→					
318 i	100	01/15→					
320 d	140	09/14→					
330 i	185	09/14→					
330 i xDrive	185	10/14→					
340 i	240	10/14→					
340 i	265	10/14→					
340 i xDrive	240	10/14→					
340 i xDrive	265	10/14→					
318 d xDrive	105	01/13→05/15		05/13→		<b>03.0137-9062.2 669062</b>	
320 d	120	07/11→		05/12→		<b>03.0137-9062.2 669062</b>	
320 d	135	07/11→02/16					
320 d	147	07/11→02/16					
328 i	180	01/12→06/15					
330 d	190	01/12→					
320 d xDrive	120	01/12→		03/13→		<b>03.0137-9062.2 669062</b>	
320 d xDrive	135	01/12→06/15					
320 d xDrive	147	01/12→06/15					
320 i xDrive	120	01/12→06/15					
320 i xDrive	135	01/12→06/15					
328 i xDrive	180	06/12→06/16					
330 d xDrive	190	06/12→					
335 i	225	07/12→06/15					
335 i	240	07/12→07/13					
335 i xDrive	225	07/12→06/15					
335 i xDrive	240	07/12→07/13					
↓							








	kw			 	! #		
<b>BMW - 3 Kombi (F31) 07/11→</b>							
<b>Zubehörsatz, Feststellbremsbacken</b>							
320 d xDrive	140	07/15→				03.0137-9062.2	669062
320 i xDrive	135	09/14→					
335 i	250	07/13→06/15					
335 i xDrive	250	07/13→06/15					
320 i	135	10/14→				03.0137-9265.2	669265
325 d	155	09/12→02/16		04/13→		03.0137-9062.2	669062
325 d	160	09/12→02/16					
325 d	165	04/15→		03/16→		03.0137-9062.2	669062
330 d	210	01/12→		09/15→		03.0137-9062.2	669062
330 d xDrive	210	06/12→					
335 d xDrive	230	04/13→		11/13→		03.0137-9062.2	669062
<b>Reparaturatz, Automatische Nachstellung</b>							
316 d	85	02/12→		05/12→		03.0137-9701.2	669701
318 d	100	07/11→				03.0137-9702.2	669702
318 d	105	07/11→06/15					
320 i	120	02/12→06/15					
320 i	135	02/12→06/15					
316 i	100	03/12→08/16		03/13→		03.0137-9701.2	669701
						03.0137-9702.2	669702
318 d	110	09/14→		07/15→		03.0137-9700.2	669700
318 d xDrive	110	03/15→				03.0137-9702.2	669702
318 i	100	01/15→					
320 d	140	09/14→					
330 i	185	09/14→					
330 i xDrive	185	10/14→					
340 i	240	10/14→					
340 i	265	10/14→					
340 i xDrive	240	10/14→					
340 i xDrive	265	10/14→					
318 d xDrive	105	01/13→05/15		05/13→		03.0137-9700.2	669700
						03.0137-9702.2	669702
320 d	120	07/11→		05/12→		03.0137-9700.2	669700
320 d	135	07/11→02/16				03.0137-9702.2	669702
320 d	147	07/11→02/16					
328 i	180	01/12→06/15					
330 d	190	01/12→					
320 d xDrive	120	01/12→		03/13→		03.0137-9700.2	669700
320 d xDrive	135	01/12→06/15				03.0137-9702.2	669702
320 d xDrive	147	01/12→06/15					
320 i xDrive	120	01/12→06/15					
320 i xDrive	135	01/12→06/15					
328 i xDrive	180	06/12→06/16					
330 d xDrive	190	06/12→					
335 i	225	07/12→06/15					
335 i	240	07/12→07/13					
335 i xDrive	225	07/12→06/15					
335 i xDrive	240	07/12→07/13					
320 d xDrive	140	07/15→				03.0137-9700.2	669700
320 i xDrive	135	09/14→				03.0137-9702.2	669702
335 i	250	07/13→06/15					
335 i xDrive	250	07/13→06/15					
320 i	135	10/14→				03.0137-9701.2	669701
						03.0137-9702.2	669702
325 d	155	09/12→02/16		04/13→		03.0137-9700.2	669700
325 d	160	09/12→02/16				03.0137-9702.2	669702
325 d	165	04/15→		03/16→		03.0137-9700.2	669700
						03.0137-9702.2	669702
330 d	210	01/12→		09/15→		03.0137-9700.2	669700
330 d xDrive	210	06/12→				03.0137-9702.2	669702
335 d xDrive	230	04/13→		11/13→		03.0137-9700.2	669700
						03.0137-9702.2	669702
<b>BMW - 3 Touring (E36) 01/95→10/99</b>							
<b> Bremsbackensatz, Feststellbremse</b>							
316 i	75	01/96→10/99				03.0137-0248.2	650248
318 i	85	07/95→10/99					∅ 161 x 25
318 tds	66	01/95→10/99					
320 i	110	01/95→10/99					
323 i	125	09/95→10/99					
325 tds	105	01/95→10/99					
328 i	142	01/95→10/99					
↓							










	kw			 	! #		
<b>BMW - 3 Touring (E36) 01/95→10/99</b>							
<b>Zubehörsatz, Feststellbremsbacken</b>							
316 i	75	01/96→10/99				03.0137-9148.2	669148
318 i	85	07/95→10/99					
318 tds	66	01/95→10/99					
320 i	110	01/95→10/99					
323 i	125	09/95→10/99					
325 tds	105	01/95→10/99					
328 i	142	01/95→10/99					
<b> Seilzug, Feststellbremse</b>							
316 i	75	01/96→10/99	➔	☒; Scheibenbremse	2	24.3727-0214.2	580214 L= 1.631
318 i	85	07/95→10/99					
318 tds	66	01/95→10/99					
320 i	110	01/95→10/99					
323 i	125	09/95→10/99					
325 tds	105	01/95→10/99					
328 i	142	01/95→10/99					
<b>BMW - 3 Touring (E46) 10/99→05/05</b>							
<b> Bremsbackensatz, Feststellbremse</b>							
316 i	85	06/02→02/05				03.0137-0379.2	650379 Ø 161 x 20
316 i	85	03/02→02/05					
318 d	85	10/02→03/03					
318 d	85	03/03→02/05					
318 i	85	10/99→09/01					
318 i	87	10/99→09/01					
318 i	105	09/01→02/05					
320 d	100	03/00→09/01					
320 d	110	09/01→02/05					
320 i	110	10/99→09/00					
320 i	120	09/00→02/05					
320 i	125	09/00→02/05					
325 i	141	09/00→02/05					
328 i	142	10/99→06/00					
325 xi	141	09/00→02/05				03.0137-0305.2	650305 Ø 185 x 20
330 d	135	10/99→02/05					
330 d	150	03/03→02/05					
330 i	170	06/00→02/05					
330 xi	170	06/00→02/05					
330 xd	135	01/00→03/03		06/00→		03.0137-0305.2	650305 Ø 185 x 20
330 xd	150	08/02→05/05		03/03→ 02/05		03.0137-0305.2	650305 Ø 185 x 20
<b>Zubehörsatz, Feststellbremsbacken</b>							
316 i	85	06/02→02/05				03.0137-9265.2	669265
316 i	85	03/02→02/05					
318 d	85	10/02→03/03					
318 d	85	03/03→02/05					
318 i	85	10/99→09/01					
318 i	87	10/99→09/01					
318 i	105	09/01→02/05					
320 d	100	03/00→09/01					
320 d	110	09/01→02/05					
320 i	110	10/99→09/00					
320 i	120	09/00→02/05					
320 i	125	09/00→02/05					
325 i	141	09/00→02/05					
328 i	142	10/99→06/00					
325 xi	141	09/00→02/05				03.0137-9062.2	669062
330 d	135	10/99→02/05					
330 d	150	03/03→02/05					
330 i	170	06/00→02/05					
330 xi	170	06/00→02/05					
330 xd	135	01/00→03/03		06/00→		03.0137-9062.2	669062
330 xd	150	08/02→05/05		03/03→ 02/05		03.0137-9062.2	669062
<b>Reparaturatz, Automatische Nachstellung</b>							
316 i	85	06/02→02/05				03.0137-9701.2	669701
316 i	85	03/02→02/05				03.0137-9702.2	669702
318 d	85	10/02→03/03					
318 d	85	03/03→02/05					
318 i	85	10/99→09/01					
318 i	87	10/99→09/01					
318 i	105	09/01→02/05					
320 d	100	03/00→09/01					
320 d	110	09/01→02/05					
320 i	110	10/99→09/00					
320 i	120	09/00→02/05					
320 i	125	09/00→02/05					
325 i	141	09/00→02/05					
328 i	142	10/99→06/00					
↓							









	kW			 	! #		
<b>BMW - 3 Touring (E46) 10/99→05/05</b>							
<b>Reparaturatz, Automatische Nachstellung</b>							
325 xi	141	09/00→02/05				03.0137-9700.2 669700	
330 d	135	10/99→02/05				03.0137-9702.2 669702	
330 d	150	03/03→02/05					
330 i	170	06/00→02/05					
330 xi	170	06/00→02/05					
330 xd	135	01/00→03/03		06/00→		03.0137-9700.2 669700	
						03.0137-9702.2 669702	
330 xd	150	08/02→05/05		03/03→ 02/05		03.0137-9700.2 669700	
						03.0137-9702.2 669702	
<b> Seilzug, Feststellbremse</b>							
316 i	85	06/02→02/05	➡	<input type="checkbox"/> ; Scheibenbremse		24.3727-0223.2 580223	L= 1.708
316 i	85	03/02→02/05					
318 d	85	10/02→03/03	➡	<input type="checkbox"/>		24.3727-0224.2 580224	L= 1.693
318 d	85	03/03→02/05					
318 i	85	10/99→09/01					
318 i	87	10/99→09/01					
318 i	105	09/01→02/05					
320 d	100	03/00→09/01					
320 d	110	09/01→02/05					
320 i	110	10/99→09/00					
320 i	120	09/00→02/05					
320 i	125	09/00→02/05					
325 i	141	09/00→02/05					
325 xi	141	09/00→02/05					
328 i	142	10/99→06/00					
330 d	135	10/99→02/05					
330 d	150	03/03→02/05					
330 i	170	06/00→02/05					
330 xi	170	06/00→02/05					
330 xd	135	01/00→03/03	➡	<input type="checkbox"/> ; 06/00→; Scheibenbremse		24.3727-0223.2 580223	L= 1.708
			➡	<input type="checkbox"/> ; 06/00→		24.3727-0224.2 580224	L= 1.693
330 xd	150	08/02→05/05	➡	<input type="checkbox"/> ; 03/03→ 02/05; Scheibenbremse		24.3727-0223.2 580223	L= 1.708
			➡	<input type="checkbox"/> ; 03/03→ 02/05		24.3727-0224.2 580224	L= 1.693
<b>BMW - 3 Touring (E91) 12/04→06/12</b>							
<b> Bremsbackensatz, Feststellbremse</b>							
316 d	85	09/09→06/12		für erhöhte Nutzlast; → 05/12		03.0137-0305.2 650305	Ø 185 x 20
				10/09→; nicht für erhöhte Nutzlast; → 05/12		03.0137-0379.2 650379	Ø 161 x 20
316 i	90	05/08→05/12		→ 09/09		03.0137-0305.2 650305	Ø 185 x 20
318 i	100	09/07→03/12		10/09→		03.0137-0379.2 650379	Ø 161 x 20
318 d	90	09/05→06/12		→ 05/12		03.0137-0305.2 650305	Ø 185 x 20
320 d xDrive	120	07/09→06/12					
325 d	145	09/06→06/12					
325 d	150	02/10→06/12					
325 i	160	09/07→06/12					
325 i xDrive	160	09/07→06/12					
325 xi	160	09/07→06/12					
330 d xDrive	180	01/09→06/12					
330 i	200	09/07→06/12					
330 i xDrive	200	09/07→06/12					
330 xd	170	09/05→06/12					
330 xi	200	09/07→06/12					
335 d	210	09/06→06/12					
318 d	100	07/07→06/12		09/07→ 09/09		03.0137-0305.2 650305	Ø 185 x 20
				10/09→ 05/12		03.0137-0379.2 650379	Ø 161 x 20
318 d	105	09/07→06/12		→ 09/09		03.0137-0305.2 650305	Ø 185 x 20
320 i	110	09/05→06/12		10/09→ 05/12		03.0137-0379.2 650379	Ø 161 x 20
318 i	95	01/06→08/07				03.0137-0305.2 650305	Ø 185 x 20
320 d ed	120	10/10→05/12					
320 d xDrive	130	02/08→02/10					
320 d xDrive	135	03/10→05/12					
320 d xDrive	145	02/08→02/10					
320 d xDrive	147	03/10→05/12					
323 i	140	09/06→07/08					
325 xi	160	09/05→08/11					
330 i	190	09/05→08/07					
330 xi	190	09/05→08/07					
335 i xDrive	225	05/08→05/12					
335 i xDrive	240	05/08→05/12					
318 i	105	05/07→05/12		09/07→ 09/09		03.0137-0305.2 650305	Ø 185 x 20
				10/09→		03.0137-0379.2 650379	Ø 161 x 20
320 d	110	12/04→08/07		06/05→		03.0137-0305.2 650305	Ø 185 x 20
↓							











	kW			 	! #		
<b>BMW - 3 Touring (E91) 12/04→06/12</b>							
<b>Bremsbackensatz, Feststellbremse</b>							
320 d	120	12/04→08/07		06/05→		<b>03.0137-0305.2 650305</b>	Ø 185 x 20
325 i	155	12/04→12/10					
325 i	160	12/04→12/10					
330 d	155	12/04→05/12					
330 d	170	12/04→08/08					
320 d	130	02/07→02/10		09/07→; für erhöhte Nutzlast		<b>03.0137-0305.2 650305</b>	Ø 185 x 20
320 d	145	02/07→02/10		09/07→ 09/09; nicht für erhöhte Nutzlast		<b>03.0137-0305.2 650305</b>	Ø 185 x 20
				10/09→; nicht für erhöhte Nutzlast		<b>03.0137-0379.2 650379</b>	Ø 161 x 20
320 d	135	03/10→05/12		für erhöhte Nutzlast		<b>03.0137-0305.2 650305</b>	Ø 185 x 20
320 d	147	03/10→05/12		nicht für erhöhte Nutzlast		<b>03.0137-0379.2 650379</b>	Ø 161 x 20
320 i	120	02/07→05/12		10/09→; für Fahrzeuge mit Aktivlenkung		<b>03.0137-0305.2 650305</b>	Ø 185 x 20
320 i	125	02/07→05/12		09/07→ 09/09		<b>03.0137-0305.2 650305</b>	Ø 185 x 20
				10/09→; für Fahrzeuge ohne Aktivlenkung		<b>03.0137-0379.2 650379</b>	Ø 161 x 20
323 i	130	04/06→06/07		09/06→		<b>03.0137-0305.2 650305</b>	Ø 185 x 20
335 i	225	03/06→05/12					
335 i	240	03/06→05/12					
325 i	155	09/07→06/12		01/12→ 05/12		<b>03.0137-0305.2 650305</b>	Ø 185 x 20
330 d	180	02/08→05/12		09/08→		<b>03.0137-0305.2 650305</b>	Ø 185 x 20
335 xi	225	09/06→08/08		03/07→		<b>03.0137-0305.2 650305</b>	Ø 185 x 20
335 xi	240	09/06→08/08					
<b>Zubehörsatz, Feststellbremsbacken</b>							
316 d	85	09/09→06/12		10/09→; nicht für erhöhte Nutzlast; → 05/12		<b>03.0137-9062.2 669062</b>	
				für erhöhte Nutzlast; → 05/12		<b>03.0137-9062.2 669062</b>	
316 i	90	05/08→05/12		10/09→		<b>03.0137-9062.2 669062</b>	
318 i	100	09/07→03/12		→ 09/09		<b>03.0137-9062.2 669062</b>	
318 d	90	09/05→06/12		→ 05/12		<b>03.0137-9062.2 669062</b>	
320 d xDrive	120	07/09→06/12					
325 d	145	09/06→06/12					
325 d	150	02/10→06/12					
325 i	160	09/07→06/12					
325 i xDrive	160	09/07→06/12					
325 xi	160	09/07→06/12					
330 d xDrive	180	01/09→06/12					
330 i	200	09/07→06/12					
330 i xDrive	200	09/07→06/12					
330 xd	170	09/05→06/12					
330 xi	200	09/07→06/12					
335 d	210	09/06→06/12					
318 d	100	07/07→06/12		10/09→ 05/12		<b>03.0137-9062.2 669062</b>	
				09/07→ 09/09		<b>03.0137-9062.2 669062</b>	
318 d	105	09/07→06/12		→ 09/09		<b>03.0137-9062.2 669062</b>	
320 i	110	09/05→06/12		10/09→ 05/12		<b>03.0137-9062.2 669062</b>	
318 i	95	01/06→08/07				<b>03.0137-9062.2 669062</b>	
320 d ed	120	10/10→05/12					
320 d xDrive	130	02/08→02/10					
320 d xDrive	135	03/10→05/12					
320 d xDrive	145	02/08→02/10					
320 d xDrive	147	03/10→05/12					
323 i	140	09/06→07/08					
325 xi	160	09/05→08/11					
330 i	190	09/05→08/07					
330 xi	190	09/05→08/07					
335 i xDrive	225	05/08→05/12					
335 i xDrive	240	05/08→05/12					
318 i	105	05/07→05/12		10/09→		<b>03.0137-9062.2 669062</b>	
320 i	120	02/07→05/12		09/07→ 09/09		<b>03.0137-9062.2 669062</b>	
320 i	125	02/07→05/12					
320 d	110	12/04→08/07		06/05→		<b>03.0137-9062.2 669062</b>	
320 d	120	12/04→08/07					
325 i	155	12/04→12/10					
325 i	160	12/04→12/10					
330 d	155	12/04→05/12					
330 d	170	12/04→08/08					
320 d	130	02/07→02/10		09/07→; für erhöhte Nutzlast		<b>03.0137-9062.2 669062</b>	
320 d	145	02/07→02/10		10/09→; nicht für erhöhte Nutzlast		<b>03.0137-9062.2 669062</b>	
				09/07→ 09/09; nicht für erhöhte Nutzlast		<b>03.0137-9062.2 669062</b>	
320 d	135	03/10→05/12		für erhöhte Nutzlast		<b>03.0137-9062.2 669062</b>	
320 d	147	03/10→05/12		nicht für erhöhte Nutzlast		<b>03.0137-9062.2 669062</b>	
323 i	130	04/06→06/07		09/06→		<b>03.0137-9062.2 669062</b>	
335 i	225	03/06→05/12					
335 i	240	03/06→05/12					
↓							









	kW			 	! #		
<b>BMW - 3 Touring (E91) 12/04→06/12</b>							
<b>Zubehörsatz, Feststellbremsbacken</b>							
325 i	155	09/07→06/12		01/12→ 05/12		03.0137-9062.2 669062	
330 d	180	02/08→05/12		09/08→		03.0137-9062.2 669062	
335 xi	225	09/06→08/08		03/07→		03.0137-9062.2 669062	
335 xi	240	09/06→08/08					
<b>Reparatursatz, Automatische Nachstellung</b>							
316 d	85	09/09→06/12		für erhöhte Nutzlast; → 05/12		03.0137-9700.2 669700 03.0137-9702.2 669702	
				10/09→; nicht für erhöhte Nutzlast; → 05/12		03.0137-9701.2 669701 03.0137-9702.2 669702	
316 i	90	05/08→05/12		→ 09/09		03.0137-9700.2 669700	
318 i	100	09/07→03/12				03.0137-9702.2 669702	
				10/09→		03.0137-9701.2 669701 03.0137-9702.2 669702	
318 d	90	09/05→06/12		→ 05/12		03.0137-9700.2 669700	
320 d xDrive	120	07/09→06/12				03.0137-9702.2 669702	
325 d	145	09/06→06/12					
325 d	150	02/10→06/12					
325 i	160	09/07→06/12					
325 i xDrive	160	09/07→06/12					
325 xi	160	09/07→06/12					
330 d xDrive	180	01/09→06/12					
330 i	200	09/07→06/12					
330 i xDrive	200	09/07→06/12					
330 xd	170	09/05→06/12					
330 xi	200	09/07→06/12					
335 d	210	09/06→06/12					
318 d	100	07/07→06/12		09/07→ 09/09		03.0137-9700.2 669700 03.0137-9702.2 669702	
				10/09→ 05/12		03.0137-9701.2 669701 03.0137-9702.2 669702	
318 d	105	09/07→06/12		→ 09/09		03.0137-9700.2 669700	
320 i	110	09/05→06/12				03.0137-9702.2 669702	
				10/09→ 05/12		03.0137-9701.2 669701 03.0137-9702.2 669702	
318 i	95	01/06→08/07				03.0137-9700.2 669700	
320 d ed	120	10/10→05/12				03.0137-9702.2 669702	
320 d xDrive	130	02/08→02/10					
320 d xDrive	135	03/10→05/12					
320 d xDrive	145	02/08→02/10					
320 d xDrive	147	03/10→05/12					
323 i	140	09/06→07/08					
325 xi	160	09/05→08/11					
330 i	190	09/05→08/07					
330 xi	190	09/05→08/07					
335 i xDrive	225	05/08→05/12					
335 i xDrive	240	05/08→05/12					
318 i	105	05/07→05/12		09/07→ 09/09		03.0137-9700.2 669700 03.0137-9702.2 669702	
				10/09→		03.0137-9701.2 669701 03.0137-9702.2 669702	
320 d	110	12/04→08/07		06/05→		03.0137-9700.2 669700	
320 d	120	12/04→08/07				03.0137-9702.2 669702	
325 i	155	12/04→12/10					
325 i	160	12/04→12/10					
330 d	155	12/04→05/12					
330 d	170	12/04→08/08					
320 d	130	02/07→02/10		09/07→; für erhöhte Nutzlast		03.0137-9700.2 669700	
320 d	145	02/07→02/10				03.0137-9702.2 669702	
				09/07→ 09/09; nicht für erhöhte Nutzlast		03.0137-9700.2 669700	
				10/09→; nicht für erhöhte Nutzlast		03.0137-9701.2 669701 03.0137-9702.2 669702	
320 d	135	03/10→05/12		für erhöhte Nutzlast		03.0137-9700.2 669700	
320 d	147	03/10→05/12				03.0137-9702.2 669702	
				nicht für erhöhte Nutzlast		03.0137-9701.2 669701 03.0137-9702.2 669702	
320 i	120	02/07→05/12		10/09→; für Fahrzeuge mit Aktivlenkung		03.0137-9700.2 669700	
320 i	125	02/07→05/12				03.0137-9700.2 669700	
				09/07→ 09/09		03.0137-9702.2 669702	
↓							









	kw			 	! #		
<b>BMW - 3 Touring (E91) 12/04→06/12</b>							
<b>Reparaturatz, Automatische Nachstellung</b>							
320 i	120	02/07→05/12		10/09→;		03.0137-9701.2	669701
320 i	125	02/07→05/12		für Fahrzeuge ohne Aktivlenkung			
				10/09→		03.0137-9702.2	669702
323 i	130	04/06→06/07		09/06→		03.0137-9700.2	669700
335 i	225	03/06→05/12				03.0137-9702.2	669702
335 i	240	03/06→05/12					
325 i	155	09/07→06/12		01/12→ 05/12		03.0137-9700.2	669700
						03.0137-9702.2	669702
330 d	180	02/08→05/12		09/08→		03.0137-9700.2	669700
						03.0137-9702.2	669702
335 xi	225	09/06→08/08		03/07→		03.0137-9700.2	669700
335 xi	240	09/06→08/08				03.0137-9702.2	669702
<b> Seilzug, Feststellbremse</b>							
316 d	85	09/09→06/12	➡	⬇; → 05/12; Scheibenbremse	2	24.3727-0233.2	580233 L= 1.535
318 d	105	09/07→06/12					
320 d xDrive	120	07/09→06/12					
325 d	145	09/06→06/12					
325 d	150	02/10→06/12					
325 i	160	09/07→06/12					
325 i xDrive	160	09/07→06/12					
325 xi	160	09/07→06/12					
330 d xDrive	180	01/09→06/12					
330 i	200	09/07→06/12					
330 i xDrive	200	09/07→06/12					
330 xd	170	09/05→06/12					
330 xi	200	09/07→06/12					
335 d	210	09/06→06/12					
316 i	90	05/08→05/12	➡	⬇; Scheibenbremse	2	24.3727-0233.2	580233 L= 1.535
318 i	95	01/06→08/07					
318 i	100	09/07→03/12					
320 d	135	03/10→05/12					
320 d	147	03/10→05/12					
320 d xDrive	130	02/08→02/10					
320 d xDrive	135	03/10→05/12					
320 d xDrive	145	02/08→02/10					
320 d xDrive	147	03/10→05/12					
323 i	140	09/06→07/08					
325 xi	160	09/05→08/11					
330 i	190	09/05→08/07					
330 xi	190	09/05→08/07					
335 i xDrive	225	05/08→05/12					
335 i xDrive	240	05/08→05/12					
318 d	90	09/05→06/12	➡	⬇; → 08/07; Scheibenbremse	2	24.3727-0233.2	580233 L= 1.535
320 i	110	09/05→06/12					
318 d	100	07/07→06/12	➡	⬇; 09/07→ 05/12; Scheibenbremse	2	24.3727-0233.2	580233 L= 1.535
318 i	105	05/07→05/12	➡	⬇; 09/07→; Scheibenbremse	2	24.3727-0233.2	580233 L= 1.535
320 d	130	02/07→02/10					
320 d	145	02/07→02/10					
320 i	120	02/07→05/12					
320 i	125	02/07→05/12					
320 d	110	12/04→08/07	➡	⬇; 06/05→; Scheibenbremse	2	24.3727-0233.2	580233 L= 1.535
320 d	120	12/04→08/07					
325 i	155	12/04→12/10					
325 i	160	12/04→12/10					
330 d	155	12/04→05/12					
330 d	170	12/04→08/08					
323 i	130	04/06→06/07	➡	⬇; 09/06→; Scheibenbremse	2	24.3727-0233.2	580233 L= 1.535
335 i	225	03/06→05/12					
335 i	240	03/06→05/12					
325 i	155	09/07→06/12	➡	⬇; 01/12→ 05/12; Scheibenbremse	2	24.3727-0233.2	580233 L= 1.535
330 d	180	02/08→05/12	➡	⬇; 09/08→; Scheibenbremse	2	24.3727-0233.2	580233 L= 1.535
335 xi	225	09/06→08/08	➡	⬇; 03/07→; Scheibenbremse	2	24.3727-0233.2	580233 L= 1.535
335 xi	240	09/06→08/08					
<b>BMW - 4 Cabriolet (F33, F83) 10/13→</b>							
<b> Bremsbackensatz, Feststellbremse</b>							
420 d	120	10/13→				03.0137-0379.2	650379 Ø 161 x 20
420 d	135	10/13→07/15					
420 d	147	10/13→07/15					
420 d	140	07/15→				03.0137-0305.2	650305 Ø 185 x 20
420 i	120	07/14→					
420 i	135	07/14→					
420 i	135	02/16→					
425 d	155	07/14→					
425 d	160	07/14→					
↓							












	kW			 	! #		
<b>BMW - 4 Cabriolet (F33, F83) 10/13→</b>							
<b> Bremsbackensatz, Feststellbremse</b>							
425 d	165	03/16→				03.0137-0305.2 650305	Ø 185 x 20
428 i	180	10/13→					
428 i xDrive	180	01/14→					
430 d	190	07/14→					
430 i	185	03/16→					
430 i xDrive	185	03/16→					
435 d xDrive	230	07/14→					
435 i	225	10/13→					
435 i	250	10/13→					
435 i xDrive	225	07/14→					
435 i xDrive	250	07/14→					
440 i	240	03/16→					
440 i	265	03/16→					
440 i xDrive	240	03/16→					
440 i xDrive	265	03/16→					
M4	317	07/14→					
M4	331	03/16→					
430 d	210	10/13→		07/14→		03.0137-0305.2 650305	Ø 185 x 20
<b>Zubehörsatz, Feststellbremsbacken</b>							
420 d	120	10/13→				03.0137-9265.2 669265	
420 d	135	10/13→07/15					
420 d	147	10/13→07/15					
420 d	140	07/15→				03.0137-9062.2 669062	
420 i	120	07/14→					
420 i	135	07/14→					
420 i	135	02/16→					
425 d	155	07/14→					
425 d	160	07/14→					
425 d	165	03/16→					
428 i	180	10/13→					
428 i xDrive	180	01/14→					
430 d	190	07/14→					
430 i	185	03/16→					
430 i xDrive	185	03/16→					
435 d xDrive	230	07/14→					
435 i	225	10/13→					
435 i	250	10/13→					
435 i xDrive	225	07/14→					
435 i xDrive	250	07/14→					
440 i	240	03/16→					
440 i	265	03/16→					
440 i xDrive	240	03/16→					
440 i xDrive	265	03/16→					
M4	317	07/14→					
M4	331	03/16→					
430 d	210	10/13→		07/14→		03.0137-9062.2 669062	
<b>Reparaturatz, Automatische Nachstellung</b>							
420 d	120	10/13→				03.0137-9701.2 669701	
420 d	135	10/13→07/15				03.0137-9702.2 669702	
420 d	147	10/13→07/15					
420 d	140	07/15→				03.0137-9700.2 669700	
420 i	120	07/14→				03.0137-9702.2 669702	
420 i	135	07/14→					
420 i	135	02/16→					
425 d	155	07/14→					
425 d	160	07/14→					
425 d	165	03/16→					
428 i	180	10/13→					
428 i xDrive	180	01/14→					
430 d	190	07/14→					
430 i	185	03/16→					
430 i xDrive	185	03/16→					
435 d xDrive	230	07/14→					
435 i	225	10/13→					
435 i	250	10/13→					
435 i xDrive	225	07/14→					
435 i xDrive	250	07/14→					
440 i	240	03/16→					
440 i	265	03/16→					
440 i xDrive	240	03/16→					
440 i xDrive	265	03/16→					
M4	317	07/14→					
M4	331	03/16→					
430 d	210	10/13→		07/14→		03.0137-9700.2 669700 03.0137-9702.2 669702	



	kW			 	! #				
<b>BMW - 4 Coupe (F32, F82) 07/13→</b>									
<b> Bremsbackensatz, Feststellbremse</b>									
418 d	100	03/15→				<b>03.0137-0305.2 650305</b>	Ø 185 x 20		
418 d	110	03/15→							
418 i	100	02/16→							
420 d xDrive	120	11/13→							
420 d xDrive	135	11/13→03/15							
420 d xDrive	140	03/15→							
420 d xDrive	147	11/13→03/15							
420 i	135	02/16→							
420 i xDrive	120	11/13→							
420 i xDrive	135	11/13→							
420 i xDrive	135	02/16→							
425 d	165	03/16→							
428 i	180	07/13→							
428 i xDrive	180	07/13→							
430 d	190	11/13→							
430 d	210	11/13→							
430 i	185	03/16→							
430 i xDrive	185	03/16→							
435 d xDrive	230	11/13→							
435 i	225	07/13→							
435 i	250	07/13→							
435 i xDrive	225	07/13→							
435 i xDrive	250	07/13→							
440 i	240	03/16→							
440 i	265	03/16→							
440 i xDrive	240	03/16→							
440 i xDrive	265	03/16→							
M4	331	03/16→							
M4 GTS	368	03/16→							
420 d	120	07/13→						<b>03.0137-0379.2 650379</b>	Ø 161 x 20
420 d	135	07/13→03/15							
420 d	140	03/15→							
420 d	147	07/13→03/15							
420 i	120	11/13→							
420 i	135	11/13→							
425 d	155	01/14→		03/14→				<b>03.0137-0379.2 650379</b>	Ø 161 x 20
425 d	160	01/14→							
430 d xDrive	190	01/14→		03/14→				<b>03.0137-0305.2 650305</b>	Ø 185 x 20
430 d xDrive	210	11/13→							
M4	317	01/14→							
<b>Zubehörsatz, Feststellbremsbacken</b>									
418 d	100	03/15→				<b>03.0137-9062.2 669062</b>			
418 d	110	03/15→							
418 i	100	02/16→							
420 d xDrive	120	11/13→							
420 d xDrive	135	11/13→03/15							
420 d xDrive	140	03/15→							
420 d xDrive	147	11/13→03/15							
420 i	135	02/16→							
420 i xDrive	120	11/13→							
420 i xDrive	135	11/13→							
420 i xDrive	135	02/16→							
425 d	165	03/16→							
428 i	180	07/13→							
428 i xDrive	180	07/13→							
430 d	190	11/13→							
430 d	210	11/13→							
430 i	185	03/16→							
430 i xDrive	185	03/16→							
435 d xDrive	230	11/13→							
435 i	225	07/13→							
435 i	250	07/13→							
435 i xDrive	225	07/13→							
435 i xDrive	250	07/13→							
440 i	240	03/16→							
440 i	265	03/16→							
440 i xDrive	240	03/16→							
440 i xDrive	265	03/16→							
M4	331	03/16→							
M4 GTS	368	03/16→							
420 d	120	07/13→						<b>03.0137-9265.2 669265</b>	
420 d	135	07/13→03/15							
420 d	140	03/15→							
420 d	147	07/13→03/15							
420 i	120	11/13→							
420 i	135	11/13→							
425 d	155	01/14→		03/14→				<b>03.0137-9265.2 669265</b>	
425 d	160	01/14→							
430 d xDrive	190	01/14→		03/14→				<b>03.0137-9062.2 669062</b>	
430 d xDrive	210	11/13→							
M4	317	01/14→							
↓									

	kW			 	! #		
<b>BMW - 4 Coupe (F32, F82) 07/13→</b>							
<b>Reparaturatz, Automatische Nachstellung</b>							
418 d	100	03/15→				03.0137-9700.2 669700	
418 d	110	03/15→				03.0137-9702.2 669702	
418 i	100	02/16→					
420 d xDrive	120	11/13→					
420 d xDrive	135	11/13→03/15					
420 d xDrive	140	03/15→					
420 d xDrive	147	11/13→03/15					
420 i	135	02/16→					
420 i xDrive	120	11/13→					
420 i xDrive	135	11/13→					
420 i xDrive	135	02/16→					
425 d	165	03/16→					
428 i	180	07/13→					
428 i xDrive	180	07/13→					
430 d	190	11/13→					
430 d	210	11/13→					
430 i	185	03/16→					
430 i xDrive	185	03/16→					
435 d xDrive	230	11/13→					
435 i	225	07/13→					
435 i	250	07/13→					
435 i xDrive	225	07/13→					
435 i xDrive	250	07/13→					
440 i	240	03/16→					
440 i	265	03/16→					
440 i xDrive	240	03/16→					
440 i xDrive	265	03/16→					
M4	331	03/16→					
M4 GTS	368	03/16→					
420 d	120	07/13→				03.0137-9701.2 669701	
420 d	135	07/13→03/15				03.0137-9702.2 669702	
420 d	140	03/15→					
420 d	147	07/13→03/15					
420 i	120	11/13→					
420 i	135	11/13→					
425 d	155	01/14→		03/14→		03.0137-9701.2 669701	
425 d	160	01/14→				03.0137-9702.2 669702	
430 d xDrive	190	01/14→		03/14→		03.0137-9700.2 669700	
430 d xDrive	210	11/13→				03.0137-9702.2 669702	
M4	317	01/14→					
<b>BMW - 4 Gran Coupe (F36) 03/14→</b>							
 <b>Bremsbackensatz, Feststellbremse</b>							
418 d	100	03/14→				03.0137-0379.2 650379	Ø 161 x 20
418 d	105	03/14→					
420 d	120	03/14→					
420 d	135	03/14→03/15					
420 d	147	03/14→03/15					
418 d	110	07/15→				03.0137-0305.2 650305	Ø 185 x 20
418 i	100	07/15→					
420 d	140	03/15→					
420 d xDrive	120	03/14→					
420 d xDrive	135	03/14→03/15					
420 d xDrive	140	03/15→					
420 d xDrive	147	03/14→03/15					
420 i	120	03/14→					
420 i	135	03/14→					
420 i	135	02/16→					
420 i xDrive	135	07/14→					
420 i xDrive	135	02/16→					
425 d	155	03/16→					
425 d	165	03/16→					
428 i	180	03/14→					
428 i xDrive	180	03/14→					
430 d	190	07/14→					
430 d	210	07/14→					
430 d xDrive	190	07/14→					
430 d xDrive	210	07/14→					
430 i	185	03/16→					
430 i xDrive	185	03/16→					
435 d xDrive	230	07/14→					
435 i	225	03/14→					
435 i	250	03/14→					
435 i xDrive	225	07/14→					
435 i xDrive	250	07/14→					
440 i	240	03/16→					
440 i	265	03/16→					
440 i xDrive	240	03/16→					
440 i xDrive	265	03/16→					
420 i xDrive	120	03/14→		07/14→		03.0137-0305.2 650305	Ø 185 x 20
↓							

	kW			 	! #		
<b>BMW - 4 Gran Coupe (F36) 03/14→</b>							
<b>Zubehörsatz, Feststellbremsbacken</b>							
418 d	100	03/14→				03.0137-9265.2	669265
418 d	105	03/14→					
420 d	120	03/14→					
420 d	135	03/14→03/15					
420 d	147	03/14→03/15					
418 d	110	07/15→				03.0137-9062.2	669062
418 i	100	07/15→					
420 d	140	03/15→					
420 d xDrive	120	03/14→					
420 d xDrive	135	03/14→03/15					
420 d xDrive	140	03/15→					
420 d xDrive	147	03/14→03/15					
420 i	120	03/14→					
420 i	135	03/14→					
420 i	135	02/16→					
420 i xDrive	135	07/14→					
420 i xDrive	135	02/16→					
425 d	155	03/16→					
425 d	165	03/16→					
428 i	180	03/14→					
428 i xDrive	180	03/14→					
430 d	190	07/14→					
430 d	210	07/14→					
430 d xDrive	190	07/14→					
430 d xDrive	210	07/14→					
430 i	185	03/16→					
430 i xDrive	185	03/16→					
435 d xDrive	230	07/14→					
435 i	225	03/14→					
435 i	250	03/14→					
435 i xDrive	225	07/14→					
435 i xDrive	250	07/14→					
440 i	240	03/16→					
440 i	265	03/16→					
440 i xDrive	240	03/16→					
440 i xDrive	265	03/16→					
420 i xDrive	120	03/14→		07/14→		03.0137-9062.2	669062
<b>Reparaturatz, Automatische Nachstellung</b>							
418 d	100	03/14→				03.0137-9701.2	669701
418 d	105	03/14→				03.0137-9702.2	669702
420 d	120	03/14→					
420 d	135	03/14→03/15					
420 d	147	03/14→03/15					
418 d	110	07/15→				03.0137-9700.2	669700
418 i	100	07/15→				03.0137-9702.2	669702
420 d	140	03/15→					
420 d xDrive	120	03/14→					
420 d xDrive	135	03/14→03/15					
420 d xDrive	140	03/15→					
420 d xDrive	147	03/14→03/15					
420 i	120	03/14→					
420 i	135	03/14→					
420 i	135	02/16→					
420 i xDrive	135	07/14→					
420 i xDrive	135	02/16→					
425 d	155	03/16→					
425 d	165	03/16→					
428 i	180	03/14→					
428 i xDrive	180	03/14→					
430 d	190	07/14→					
430 d	210	07/14→					
430 d xDrive	190	07/14→					
430 d xDrive	210	07/14→					
430 i	185	03/16→					
430 i xDrive	185	03/16→					
435 d xDrive	230	07/14→					
435 i	225	03/14→					
435 i	250	03/14→					
435 i xDrive	225	07/14→					
435 i xDrive	250	07/14→					
440 i	240	03/16→					
440 i	265	03/16→					
440 i xDrive	240	03/16→					
440 i xDrive	265	03/16→					
420 i xDrive	120	03/14→		07/14→		03.0137-9700.2	669700
						03.0137-9702.2	669702
<b>BMW - 5 (E34) 12/87→11/95</b>							
<b>Zubehörsatz, Bremsbacken</b>							
518 i	83	08/89→09/95		→ 08/91; - ABS		03.0137-9077.2	669077
↓							

	kW			 	! #		
<b>BMW - 5 (E34) 12/87→11/95</b>							
<b>Zubehörsatz, Bremsbacken</b>							
518 i	85	08/89→09/95	➡	→ 08/91; - ABS		03.0137-9077.2 669077	
<b> Bremsbackensatz</b>							
518 i	83	08/89→09/95	➡	→ 08/91; - ABS		03.0137-0152.2 650152	Ø 250 x 42 + HEB
518 i	85	08/89→09/95	➡				
<b> Bremsbackensatz, Feststellbremse</b>							
518 i	83	08/89→09/95	➡	+ ABS		03.0137-0150.2 650150	Ø 180 x 25
518 i	85	08/89→09/95	➡				
520 i 24V	110	09/89→09/95	➡			03.0137-0150.2 650150	Ø 180 x 25
525 i 24V	141	09/89→09/95	➡				
525 iX 24V	141	10/91→09/95	➡				
525 td	85	04/93→09/95	➡				
525 tds	105	09/91→09/95	➡				
530 i V8	160	09/92→09/95	➡				
535 i	155	01/88→09/95	➡				
540 i V8	210	09/92→09/95	➡				
M5	250	03/92→09/95	➡				
524 td	85	03/88→09/95	➡	→ 08/91		03.0137-0150.2 650150	Ø 180 x 25
530 i	160	09/94→11/95	➡	→ 09/95		03.0137-0150.2 650150	Ø 180 x 25
<b>Zubehörsatz, Feststellbremsbacken</b>							
518 i	83	08/89→09/95	➡	+ ABS		03.0137-9062.2 669062	
518 i	85	08/89→09/95	➡				
520 i 24V	110	09/89→09/95	➡			03.0137-9062.2 669062	
525 i 24V	141	09/89→09/95	➡				
525 iX 24V	141	10/91→09/95	➡				
525 td	85	04/93→09/95	➡				
525 tds	105	09/91→09/95	➡				
530 i V8	160	09/92→09/95	➡				
535 i	155	01/88→09/95	➡				
540 i V8	210	09/92→09/95	➡				
M5	250	03/92→09/95	➡				
524 td	85	03/88→09/95	➡	→ 08/91		03.0137-9062.2 669062	
530 i	160	09/94→11/95	➡	→ 09/95		03.0137-9062.2 669062	
<b> Seilzug, Feststellbremse</b>							
518 i	83	08/89→09/95	➡	⬇; + ABS; Scheibenbremse	2	24.3727-0215.2 580215	L= 1.755
518 i	85	08/89→09/95	➡				
520 i 24V	110	09/89→09/95	➡	⬇; Scheibenbremse	2	24.3727-0215.2 580215	L= 1.755
525 i 24V	141	09/89→09/95	➡				
525 iX 24V	141	10/91→09/95	➡				
525 td	85	04/93→09/95	➡				
525 tds	105	09/91→09/95	➡				
530 i V8	160	09/92→09/95	➡				
535 i	155	01/88→09/95	➡				
540 i V8	210	09/92→09/95	➡				
M5	250	03/92→09/95	➡				
524 td	85	03/88→09/95	➡	⬇; → 08/91; Scheibenbremse	2	24.3727-0215.2 580215	L= 1.755
530 i	160	09/94→11/95	➡	⬇; → 09/95; Scheibenbremse	2	24.3727-0215.2 580215	L= 1.755
<b>BMW - 5 (E39) 11/95→06/03</b>							
<b> Bremsbackensatz, Feststellbremse</b>							
520 d	100	02/00→06/03	➡	04/00→		03.0137-0305.2 650305	Ø 185 x 20
525 d	120	02/00→06/03	➡				
520 i	100	04/99→06/03	➡			03.0137-0305.2 650305	Ø 185 x 20
520 i	120	09/00→06/03	➡				
520 i	125	09/00→06/03	➡				
530 d	142	09/00→06/03	➡				
535 i	180	04/99→06/03	➡				
520 i	110	01/96→09/00	➡	03/96→		03.0137-0305.2 650305	Ø 185 x 20
523 i	125	11/95→09/00	➡	12/95→		03.0137-0305.2 650305	Ø 185 x 20
528 i	142	11/95→09/00	➡				
525 i	141	09/00→06/03	➡	10/00→		03.0137-0305.2 650305	Ø 185 x 20
530 i	170	09/00→06/03	➡				
525 td	85	01/97→06/03	➡	→ 09/00		03.0137-0305.2 650305	Ø 185 x 20
525 tds	105	01/96→06/03	➡	02/96→ 09/00		03.0137-0305.2 650305	Ø 185 x 20
530 d	135	08/98→09/00	➡	09/98→		03.0137-0305.2 650305	Ø 185 x 20
535 i	173	04/96→03/99	➡	05/96→		03.0137-0305.2 650305	Ø 185 x 20
540 i	210	04/96→06/03	➡				
M5	294	10/98→06/03	➡			03.0137-0419.2 650419	Ø 185 x 30
↓							


**BMW - 5 (E39) 11/95→06/03**

**Zubehörsatz, Feststellbremsbacken**










520 d	100	02/00→06/03	➡	04/00→		03.0137-9062.2	669062	
525 d	120	02/00→06/03						
520 i	100	04/99→06/03	➡			03.0137-9062.2	669062	
520 i	120	09/00→06/03						
520 i	125	09/00→06/03						
530 d	142	09/00→06/03						
535 i	180	04/99→06/03						
520 i	110	01/96→09/00	➡	03/96→		03.0137-9062.2	669062	
523 i	125	11/95→09/00	➡	12/95→		03.0137-9062.2	669062	
528 i	142	11/95→09/00						
525 i	141	09/00→06/03	➡	10/00→		03.0137-9062.2	669062	
530 i	170	09/00→06/03						
525 td	85	01/97→06/03	➡	→ 09/00		03.0137-9062.2	669062	
525 tds	105	01/96→06/03	➡	02/96→ 09/00		03.0137-9062.2	669062	
530 d	135	08/98→09/00	➡	09/98→		03.0137-9062.2	669062	
535 i	173	04/96→03/99	➡	05/96→		03.0137-9062.2	669062	
540 i	210	04/96→06/03						
M5	294	10/98→06/03	➡			03.0137-9288.2	669288	









**Reparaturatz, Automatische Nachstellung**











520 d	100	02/00→06/03		04/00→		03.0137-9700.2	669700	
525 d	120	02/00→06/03				03.0137-9702.2	669702	
520 i	100	04/99→06/03				03.0137-9700.2	669700	
520 i	120	09/00→06/03						
520 i	125	09/00→06/03				03.0137-9702.2	669702	
530 d	142	09/00→06/03						
535 i	180	04/99→06/03						
520 i	110	01/96→09/00		03/96→		03.0137-9700.2	669700	
						03.0137-9702.2	669702	
523 i	125	11/95→09/00		12/95→		03.0137-9700.2	669700	
528 i	142	11/95→09/00				03.0137-9702.2	669702	
525 i	141	09/00→06/03		10/00→		03.0137-9700.2	669700	
530 i	170	09/00→06/03				03.0137-9702.2	669702	
525 td	85	01/97→06/03		→ 09/00		03.0137-9700.2	669700	
						03.0137-9702.2	669702	
525 tds	105	01/96→06/03		02/96→ 09/00		03.0137-9700.2	669700	
						03.0137-9702.2	669702	
530 d	135	08/98→09/00		09/98→		03.0137-9700.2	669700	
						03.0137-9702.2	669702	
535 i	173	04/96→03/99		05/96→		03.0137-9700.2	669700	
540 i	210	04/96→06/03				03.0137-9702.2	669702	

 **Seilzug, Feststellbremse**











520 d	100	02/00→06/03	➡	<input type="checkbox"/> ; 04/00→; Scheibenbremse	24.3727-0246.2	580246	L= 1.877 + Zub
525 d	120	02/00→06/03	➡	<input type="checkbox"/> ; 04/00→; Scheibenbremse	24.3727-0247.2	580247	L= 1.924 + Zub
520 i	100	04/99→06/03	➡	<input type="checkbox"/> ; Scheibenbremse	24.3727-0246.2	580246	L= 1.877 + Zub
520 i	120	09/00→06/03					
520 i	125	09/00→06/03	➡	<input type="checkbox"/> ; Scheibenbremse	24.3727-0247.2	580247	L= 1.924 + Zub
530 d	142	09/00→06/03					
535 i	180	04/99→06/03					
M5	294	10/98→06/03					
520 i	110	01/96→09/00	➡	<input type="checkbox"/> ; 03/96→; Scheibenbremse	24.3727-0246.2	580246	L= 1.877 + Zub
			➡	<input type="checkbox"/> ; 03/96→; Scheibenbremse	24.3727-0247.2	580247	L= 1.924 + Zub
523 i	125	11/95→09/00	➡	<input type="checkbox"/> ; 12/95→; Scheibenbremse	24.3727-0246.2	580246	L= 1.877 + Zub
528 i	142	11/95→09/00	➡	<input type="checkbox"/> ; 12/95→; Scheibenbremse	24.3727-0247.2	580247	L= 1.924 + Zub
525 i	141	09/00→06/03	➡	<input type="checkbox"/> ; 10/00→; Scheibenbremse	24.3727-0246.2	580246	L= 1.877 + Zub
530 i	170	09/00→06/03	➡	<input type="checkbox"/> ; 10/00→; Scheibenbremse	24.3727-0247.2	580247	L= 1.924 + Zub
525 td	85	01/97→06/03	➡	<input type="checkbox"/> ; → 09/00; Scheibenbremse	24.3727-0246.2	580246	L= 1.877 + Zub
			➡	<input type="checkbox"/> ; → 09/00; Scheibenbremse	24.3727-0247.2	580247	L= 1.924 + Zub
525 tds	105	01/96→06/03	➡	<input type="checkbox"/> ; 02/96→ 09/00; Scheibenbremse	24.3727-0246.2	580246	L= 1.877 + Zub
			➡	<input type="checkbox"/> ; 02/96→ 09/00; Scheibenbremse	24.3727-0247.2	580247	L= 1.924 + Zub
530 d	135	08/98→09/00	➡	<input type="checkbox"/> ; 09/98→; Scheibenbremse	24.3727-0246.2	580246	L= 1.877 + Zub
			➡	<input type="checkbox"/> ; 09/98→; Scheibenbremse	24.3727-0247.2	580247	L= 1.924 + Zub
535 i	173	04/96→03/99	➡	<input type="checkbox"/> ; 05/96→; Scheibenbremse	24.3727-0246.2	580246	L= 1.877 + Zub
540 i	210	04/96→06/03					










	kW			 	! #		
<b>BMW - 5 (E39) 11/95→06/03</b>							
 <b>Seilzug, Feststellbremse</b>							
535 i	173	04/96→03/99	➡	☐; 05/96→; Scheibenbremse		24.3727-0247.2 580247	L= 1.924 + Zub
540 i	210	04/96→06/03					
<b>BMW - 5 (E60) 12/01→03/10</b>							
 <b>Bremsbackensatz, Feststellbremse</b>							
520 d	110	02/05→02/08	➡	07/05→		03.0137-0419.2 650419	Ø 185 x 30
520 d	120	02/05→02/08					
530 i	190	09/04→02/07					
530 xd	170	02/05→02/07					
530 xi	190	09/04→02/07					
520 d	130	04/06→12/09	➡	09/07→		03.0137-0419.2 650419	Ø 185 x 30
520 i	125	07/03→03/10	➡	→ 03/05		03.0137-0419.2 650419	Ø 185 x 30
523 i	130	07/05→03/10	➡	→ 03/07		03.0137-0419.2 650419	Ø 185 x 30
525 d	120	12/04→03/10					
525 d	130	06/04→03/10					
535 d	200	09/04→03/10					
523 i	140	01/07→03/10	➡	03/07→ 02/10		03.0137-0419.2 650419	Ø 185 x 30
525 d	145	01/07→03/10					
535 d	210	01/07→03/10					
525 d xDrive	145	09/07→12/09	➡			03.0137-0419.2 650419	Ø 185 x 30
530 d	170	02/05→02/07					
530 d xDrive	173	09/07→12/09					
530 i	200	01/07→12/09					
530 i xDrive	200	09/07→12/09					
535 i	225	04/06→12/09					
540 i	225	09/05→02/10					
525 i	141	09/03→03/10	➡	→ 06/05		03.0137-0419.2 650419	Ø 185 x 30
525 i	155	07/05→03/10	➡	→ 02/10		03.0137-0419.2 650419	Ø 185 x 30
525 i	160	07/05→03/10					
525 i	155	01/07→03/10					
525 i	160	01/07→03/10					
525 i xDrive	160	09/08→03/10					
525 xi	160	07/05→03/10					
525 xi	160	01/07→03/10					
540 i	225	07/05→03/10					
550 i	270	07/05→03/10					
M5	373	09/04→03/10					
525 xd	145	11/06→08/07	➡	03/07→		03.0137-0419.2 650419	Ø 185 x 30
530 d	173	09/06→12/09					
530 xd	173	09/06→08/07					
530 xi	200	11/05→08/07					
530 d	155	02/02→12/09	➡	07/03→ 08/05		03.0137-0419.2 650419	Ø 185 x 30
530 d	160	02/02→09/05					
530 i	170	12/01→02/05	➡	07/03→		03.0137-0419.2 650419	Ø 185 x 30
530 i	187	03/05→03/10	➡	07/05→ 03/07		03.0137-0419.2 650419	Ø 185 x 30
530 i	200	09/06→12/09	➡	01/07→		03.0137-0419.2 650419	Ø 185 x 30
545 i	245	09/03→03/10	➡	→ 08/05		03.0137-0419.2 650419	Ø 185 x 30
<b>Zubehörsatz, Feststellbremsbacken</b>							
520 d	110	02/05→02/08		07/05→		03.0137-9288.2 669288	
520 d	120	02/05→02/08					
530 i	190	09/04→02/07					
530 xd	170	02/05→02/07					
530 xi	190	09/04→02/07					
520 d	130	04/06→12/09		09/07→		03.0137-9288.2 669288	
520 i	125	07/03→03/10		→ 03/05		03.0137-9288.2 669288	
523 i	130	07/05→03/10		→ 03/07		03.0137-9288.2 669288	
525 d	120	12/04→03/10					
525 d	130	06/04→03/10					
535 d	200	09/04→03/10					
523 i	140	01/07→03/10		03/07→ 02/10		03.0137-9288.2 669288	
525 d	145	01/07→03/10					
535 d	210	01/07→03/10					
525 d xDrive	145	09/07→12/09				03.0137-9288.2 669288	
530 d	170	02/05→02/07					
530 d xDrive	173	09/07→12/09					
530 i	200	01/07→12/09					
530 i xDrive	200	09/07→12/09					
535 i	225	04/06→12/09					
540 i	225	09/05→02/10					
525 i	141	09/03→03/10		→ 06/05		03.0137-9288.2 669288	
525 i	155	07/05→03/10		→ 02/10		03.0137-9288.2 669288	
525 i	160	07/05→03/10					
525 i	155	01/07→03/10					
525 i	160	01/07→03/10					
↓							










	kw			 	! #		
<b>BMW - 5 (E60) 12/01→03/10</b>							
<b>Zubehörsatz, Feststellbremsbacken</b>							
525 i xDrive	160	09/08→03/10		→ 02/10		03.0137-9288.2	669288
525 xi	160	07/05→03/10					
525 xi	160	01/07→03/10					
540 i	225	07/05→03/10					
550 i	270	07/05→03/10					
M5	373	09/04→03/10					
525 xd	145	11/06→08/07		03/07→		03.0137-9288.2	669288
530 d	173	09/06→12/09					
530 xd	173	09/06→08/07					
530 xi	200	11/05→08/07					
530 d	155	02/02→12/09		07/03→ 08/05		03.0137-9288.2	669288
530 d	160	02/02→09/05					
530 i	170	12/01→02/05		07/03→		03.0137-9288.2	669288
530 i	187	03/05→03/10		07/05→ 03/07		03.0137-9288.2	669288
530 i	200	09/06→12/09		01/07→		03.0137-9288.2	669288
545 i	245	09/03→03/10		→ 08/05		03.0137-9288.2	669288
<b> Seilzug, Feststellbremse</b>							
520 d	110	02/05→02/08	➡	☐; 07/05→; Scheibenbremse		24.3727-0236.2	580236 L= 1.681
520 d	120	02/05→02/08	➡	☐; 07/05→; Scheibenbremse		24.3727-0237.2	580237 L= 1.673
530 i	190	09/04→02/07	➡	☐; 07/05→; Scheibenbremse			
530 xd	170	02/05→02/07	➡				
530 xi	190	09/04→02/07	➡				
520 d	130	04/06→12/09	➡	☐; 09/07→; Scheibenbremse		24.3727-0236.2	580236 L= 1.681
			➡	☐; 09/07→; Scheibenbremse		24.3727-0237.2	580237 L= 1.673
520 i	125	07/03→03/10	➡	☐; → 03/05; Scheibenbremse		24.3727-0236.2	580236 L= 1.681
			➡	☐; → 03/05; Scheibenbremse		24.3727-0237.2	580237 L= 1.673
523 i	130	07/05→03/10	➡	☐; → 03/07; Scheibenbremse		24.3727-0236.2	580236 L= 1.681
525 d	120	12/04→03/10	➡				
525 d	130	06/04→03/10	➡	☐; → 03/07; Scheibenbremse		24.3727-0237.2	580237 L= 1.673
535 d	200	09/04→03/10	➡				
523 i	140	01/07→03/10	➡	☐; 03/07→ 02/10; Scheibenbremse		24.3727-0236.2	580236 L= 1.681
525 d	145	01/07→03/10	➡				
535 d	210	01/07→03/10	➡	☐; 03/07→ 02/10; Scheibenbremse		24.3727-0237.2	580237 L= 1.673
525 d xDrive	145	09/07→12/09	➡	☐; Scheibenbremse		24.3727-0236.2	580236 L= 1.681
530 d	170	02/05→02/07	➡				
530 d xDrive	173	09/07→12/09	➡	☐; Scheibenbremse		24.3727-0237.2	580237 L= 1.673
530 i	200	01/07→12/09	➡				
530 i xDrive	200	09/07→12/09	➡				
535 i	225	04/06→12/09	➡				
540 i	225	09/05→02/10	➡				
525 i	141	09/03→03/10	➡	☐; → 06/05; Scheibenbremse		24.3727-0236.2	580236 L= 1.681
			➡	☐; → 06/05; Scheibenbremse		24.3727-0237.2	580237 L= 1.673
525 i	155	07/05→03/10	➡	☐; → 02/10; Scheibenbremse		24.3727-0236.2	580236 L= 1.681
525 i	160	07/05→03/10	➡				
525 i	155	01/07→03/10	➡	☐; → 02/10; Scheibenbremse		24.3727-0237.2	580237 L= 1.673
525 i	160	01/07→03/10	➡				
525 i xDrive	160	09/08→03/10	➡				
525 xi	160	07/05→03/10	➡				
525 xi	160	01/07→03/10	➡				
540 i	225	07/05→03/10	➡				
550 i	270	07/05→03/10	➡				
M5	373	09/04→03/10	➡				
525 xd	145	11/06→08/07	➡	☐; 03/07→; Scheibenbremse		24.3727-0236.2	580236 L= 1.681
530 d	173	09/06→12/09	➡				
530 xd	173	09/06→08/07	➡	☐; 03/07→; Scheibenbremse		24.3727-0237.2	580237 L= 1.673
530 xi	200	11/05→08/07	➡				
530 d	155	02/02→12/09	➡	☐; 07/03→ 08/05; Scheibenbremse		24.3727-0236.2	580236 L= 1.681
530 d	160	02/02→09/05	➡	☐; 07/03→ 08/05; Scheibenbremse		24.3727-0237.2	580237 L= 1.673
530 i	170	12/01→02/05	➡	☐; 07/03→; Scheibenbremse		24.3727-0236.2	580236 L= 1.681
			➡	☐; 07/03→; Scheibenbremse		24.3727-0237.2	580237 L= 1.673
530 i	187	03/05→03/10	➡	☐; 07/05→ 03/07; Scheibenbremse		24.3727-0236.2	580236 L= 1.681
			➡	☐; 07/05→ 03/07; Scheibenbremse		24.3727-0237.2	580237 L= 1.673
530 i	200	09/06→12/09	➡	☐; 01/07→; Scheibenbremse		24.3727-0236.2	580236 L= 1.681
			➡	☐; 01/07→; Scheibenbremse		24.3727-0237.2	580237 L= 1.673
545 i	245	09/03→03/10	➡	☐; → 08/05; Scheibenbremse		24.3727-0236.2	580236 L= 1.681
			➡	☐; → 08/05; Scheibenbremse		24.3727-0237.2	580237 L= 1.673










	kw			 	! #		
<b>BMW - 5 Gran Turismo (F07) 01/09→</b>							
 <b>Bremsbackensatz, Feststellbremse</b>							
520 d	100	10/12→				03.0137-0419.2 650419	Ø 185 x 30
530 d	190	10/11→					
530 d xDrive	190	11/11→					
550 i	298	10/09→05/12					
520 d	120	04/11→		10/11→		03.0137-0419.2 650419	Ø 185 x 30
520 d	135	04/11→					
528 i	180	01/13→		08/13→		03.0137-0419.2 650419	Ø 185 x 30
530 d	155	03/10→06/12		07/10→		03.0137-0419.2 650419	Ø 185 x 30
530 d	180	01/09→06/12		10/09→		03.0137-0419.2 650419	Ø 185 x 30
535 i	225	01/09→					
550 i	300	01/09→05/12					
530 d xDrive	180	01/10→06/12		09/10→		03.0137-0419.2 650419	Ø 185 x 30
535 d xDrive	220	05/09→06/12					
535 d xDrive	225	05/09→06/12					
535 i xDrive	225	01/10→					
550 i xDrive	300	04/09→06/12					
535 d	220	05/09→06/12		03/10→		03.0137-0419.2 650419	Ø 185 x 30
535 d	225	05/09→06/12					
535 d	230	01/12→		02/12→		03.0137-0419.2 650419	Ø 185 x 30
535 d xDrive	230	01/12→					
550 i	330	01/12→07/16		05/12→		03.0137-0419.2 650419	Ø 185 x 30
550 i xDrive	330	04/11→					
<b>Zubehörsatz, Feststellbremsbacken</b>							
520 d	100	10/12→				03.0137-9288.2 669288	
530 d	190	10/11→					
530 d xDrive	190	11/11→					
550 i	298	10/09→05/12					
520 d	120	04/11→		10/11→		03.0137-9288.2 669288	
520 d	135	04/11→					
528 i	180	01/13→		08/13→		03.0137-9288.2 669288	
530 d	155	03/10→06/12		07/10→		03.0137-9288.2 669288	
530 d	180	01/09→06/12		10/09→		03.0137-9288.2 669288	
535 i	225	01/09→					
550 i	300	01/09→05/12					
530 d xDrive	180	01/10→06/12		09/10→		03.0137-9288.2 669288	
535 d xDrive	220	05/09→06/12					
535 d xDrive	225	05/09→06/12					
535 i xDrive	225	01/10→					
550 i xDrive	300	04/09→06/12					
535 d	220	05/09→06/12		03/10→		03.0137-9288.2 669288	
535 d	225	05/09→06/12					
535 d	230	01/12→		02/12→		03.0137-9288.2 669288	
535 d xDrive	230	01/12→					
550 i	330	01/12→07/16		05/12→		03.0137-9288.2 669288	
550 i xDrive	330	04/11→					
<b>BMW - 5 Touring (E34) 11/91→01/97</b>							
 <b>Bremsbackensatz, Feststellbremse</b>							
518 g	85	11/95→06/96	➡			03.0137-0150.2 650150	Ø 180 x 25
518 i	85	09/94→01/97	➡	→ 11/96		03.0137-0150.2 650150	Ø 180 x 25
520 i	110	11/91→01/97					
525 i	141	11/91→01/97					
525 ix	141	02/92→01/97					
525 td	85	03/93→01/97					
525 tds	105	12/91→01/97					
530 i V8	160	09/92→01/97					
540 i	210	09/93→01/97					
M5	250	09/94→01/97					
<b>Zubehörsatz, Feststellbremsbacken</b>							
518 g	85	11/95→06/96	➡			03.0137-9062.2 669062	
518 i	85	09/94→01/97	➡	→ 11/96		03.0137-9062.2 669062	
520 i	110	11/91→01/97					
525 i	141	11/91→01/97					
525 ix	141	02/92→01/97					
525 td	85	03/93→01/97					
525 tds	105	12/91→01/97					
530 i V8	160	09/92→01/97					
540 i	210	09/93→01/97					
M5	250	09/94→01/97					
 <b>Seilzug, Feststellbremse</b>							
518 g	85	11/95→06/96	➡	⬇; Scheibenbremse	2	24.3727-0215.2 580215	L= 1.755
518 i	85	09/94→01/97	➡	⬇; → 11/96; Scheibenbremse	2	24.3727-0215.2 580215	L= 1.755
520 i	110	11/91→01/97					
↓							























	kw			 	! #		
<b>BMW - 5 Touring (E34) 11/91→01/97</b>							
 <b>Seilzug, Feststellbremse</b>							
525 i 525 ix 525 td 525 tds 530 i V8 540 i M5	141 141 85 105 160 210 250	11/91→01/97 02/92→01/97 03/93→01/97 12/91→01/97 09/92→01/97 09/93→01/97 09/94→01/97	➡	☑; → 11/96; Scheibenbremse	2	24.3727-0215.2 580215	L= 1.755
<b>BMW - 5 Touring (E39) 01/97→05/04</b>							
 <b>Bremsbackensatz, Feststellbremse</b>							
520 d 525 d	100 120	02/00→09/03 02/00→05/04	➡	04/00→ 07/03		03.0137-0305.2 650305	Ø 185 x 20
520 i 520 i 520 i 530 d	100 120 125 142	04/99→05/04 09/00→05/04 09/00→05/04 09/00→05/04	➡	→ 07/03		03.0137-0305.2 650305	Ø 185 x 20
520 i 523 i 523 i 528 i	110 120 125 142	01/97→09/00 01/97→09/00 01/97→09/00 01/97→09/00	➡	05/97→		03.0137-0305.2 650305	Ø 185 x 20
525 i 530 i	141 170	09/00→05/04 09/00→05/04	➡	10/00→ 07/03		03.0137-0305.2 650305	Ø 185 x 20
525 tds	105	03/97→05/04	➡	06/98→ 09/00		03.0137-0305.2 650305	Ø 185 x 20
530 d	135	08/98→09/00	➡	09/98→		03.0137-0305.2 650305	Ø 185 x 20
540 i	210	01/97→05/04	➡	05/97→ 07/03		03.0137-0305.2 650305	Ø 185 x 20
<b>Zubehörsatz, Feststellbremsbacken</b>							
520 d 525 d	100 120	02/00→09/03 02/00→05/04	➡	04/00→ 07/03		03.0137-9062.2 669062	
520 i 520 i 520 i 530 d	100 120 125 142	04/99→05/04 09/00→05/04 09/00→05/04 09/00→05/04	➡	→ 07/03		03.0137-9062.2 669062	
520 i 523 i 523 i 528 i	110 120 125 142	01/97→09/00 01/97→09/00 01/97→09/00 01/97→09/00	➡	05/97→		03.0137-9062.2 669062	
525 i 530 i	141 170	09/00→05/04 09/00→05/04	➡	10/00→ 07/03		03.0137-9062.2 669062	
525 tds	105	03/97→05/04	➡	06/98→ 09/00		03.0137-9062.2 669062	
530 d	135	08/98→09/00	➡	09/98→		03.0137-9062.2 669062	
540 i	210	01/97→05/04	➡	05/97→ 07/03		03.0137-9062.2 669062	
<b>Reparaturatz, Automatische Nachstellung</b>							
520 d 525 d	100 120	02/00→09/03 02/00→05/04		04/00→ 07/03		03.0137-9700.2 669700 03.0137-9702.2 669702	
520 i 520 i 520 i 530 d	100 120 125 142	04/99→05/04 09/00→05/04 09/00→05/04 09/00→05/04		→ 07/03		03.0137-9700.2 669700 03.0137-9702.2 669702	
520 i 523 i 523 i 528 i	110 120 125 142	01/97→09/00 01/97→09/00 01/97→09/00 01/97→09/00		05/97→		03.0137-9700.2 669700 03.0137-9702.2 669702	
525 i 530 i	141 170	09/00→05/04 09/00→05/04		10/00→ 07/03		03.0137-9700.2 669700 03.0137-9702.2 669702	
525 tds	105	03/97→05/04		06/98→ 09/00		03.0137-9700.2 669700 03.0137-9702.2 669702	
530 d	135	08/98→09/00		09/98→		03.0137-9700.2 669700 03.0137-9702.2 669702	
540 i	210	01/97→05/04		05/97→ 07/03		03.0137-9700.2 669700 03.0137-9702.2 669702	
 <b>Seilzug, Feststellbremse</b>							
520 d 525 d	100 120	02/00→09/03 02/00→05/04	➡	☑; 04/00→ 07/03; Scheibenbremse		24.3727-0246.2 580246	L= 1.877 + Zub
			➡	☐; 04/00→ 07/03; Scheibenbremse		24.3727-0247.2 580247	L= 1.924 + Zub
520 i 520 i 520 i 530 d	100 120 125 142	04/99→05/04 09/00→05/04 09/00→05/04 09/00→05/04	➡	☑; → 07/03; Scheibenbremse		24.3727-0246.2 580246	L= 1.877 + Zub
			➡	☐; → 07/03; Scheibenbremse		24.3727-0247.2 580247	L= 1.924 + Zub
520 i 523 i	110 120	01/97→09/00 01/97→09/00	➡	☑; 05/97→; Scheibenbremse		24.3727-0246.2 580246	L= 1.877 + Zub









	kW			 	! #		
<b>BMW - 5 Touring (E39) 01/97→05/04</b>							
 <b>Seilzug, Feststellbremse</b>							
523 i	125	01/97→09/00	➡	☐; 05/97→; Scheibenbremse		24.3727-0247.2 580247	L= 1.924 + Zub
528 i	142	01/97→09/00	➡				
525 i	141	09/00→05/04	➡	☐; 10/00→ 07/03; Scheibenbremse		24.3727-0246.2 580246	L= 1.877 + Zub
530 i	170	09/00→05/04	➡	☐; 10/00→ 07/03; Scheibenbremse		24.3727-0247.2 580247	L= 1.924 + Zub
525 tds	105	03/97→05/04	➡	☐; 06/98→ 09/00; Scheibenbremse		24.3727-0246.2 580246	L= 1.877 + Zub
			➡	☐; 06/98→ 09/00; Scheibenbremse		24.3727-0247.2 580247	L= 1.924 + Zub
530 d	135	08/98→09/00	➡	☐; 09/98→; Scheibenbremse		24.3727-0246.2 580246	L= 1.877 + Zub
			➡	☐; 09/98→; Scheibenbremse		24.3727-0247.2 580247	L= 1.924 + Zub
540 i	210	01/97→05/04	➡	☐; 05/97→ 07/03; Scheibenbremse		24.3727-0246.2 580246	L= 1.877 + Zub
			➡	☐; 05/97→ 07/03; Scheibenbremse		24.3727-0247.2 580247	L= 1.924 + Zub
<b>BMW - 5 Touring (E61) 06/04→12/10</b>							
 <b>Bremsbackensatz, Feststellbremse</b>							
520 d	110	04/05→02/08	➡	09/05→		03.0137-0419.2 650419	∅ 185 x 30
520 d	120	04/05→02/08	➡	07/05→		03.0137-0419.2 650419	∅ 185 x 30
520 d	130	03/07→05/10	➡	09/07→		03.0137-0419.2 650419	∅ 185 x 30
520 i	120	07/07→08/10	➡	→ 05/10		03.0137-0419.2 650419	∅ 185 x 30
520 i	125	09/07→12/10					
525 d	120	12/04→12/10					
525 d xDrive	145	09/08→12/10					
525 i	155	07/05→12/10					
525 i	160	07/05→12/10					
525 i	155	01/07→12/10					
525 i	160	01/07→12/10					
525 i xDrive	160	09/08→12/10					
525 xi	160	07/05→12/10					
525 xi	160	01/07→12/10					
530 d	155	11/05→12/10					
530 d	160	06/04→12/10					
530 d	170	07/05→12/10					
530 d xDrive	173	09/08→12/10					
530 i xDrive	200	09/08→12/10					
550 i	270	07/05→12/10					
M5	373	02/07→12/10					
523 i	130	07/05→12/10	➡	→ 03/07		03.0137-0419.2 650419	∅ 185 x 30
525 d	130	06/04→12/10					
530 i	190	07/05→12/10					
530 xd	170	07/05→12/10					
530 xi	190	07/05→12/10					
535 d	200	09/04→12/10					
523 i	140	01/07→12/10	➡	03/07→ 05/10		03.0137-0419.2 650419	∅ 185 x 30
525 d	145	01/07→12/10					
525 xd	145	01/07→12/10					
530 d	173	01/07→12/10					
530 i	200	01/07→12/10					
530 xd	173	01/07→12/10					
530 xi	200	01/07→12/10					
535 d	210	01/07→12/10					
525 i	141	06/04→12/10	➡	→ 03/05		03.0137-0419.2 650419	∅ 185 x 30
545 i	245	06/04→12/10	➡	→ 08/05		03.0137-0419.2 650419	∅ 185 x 30
<b>Zubehörsatz, Feststellbremsbacken</b>							
520 d	110	04/05→02/08	➡	09/05→		03.0137-9288.2 669288	
520 d	120	04/05→02/08	➡	07/05→		03.0137-9288.2 669288	
520 d	130	03/07→05/10	➡	09/07→		03.0137-9288.2 669288	
520 i	120	07/07→08/10	➡	→ 05/10		03.0137-9288.2 669288	
520 i	125	09/07→12/10					
525 d	120	12/04→12/10					
525 d xDrive	145	09/08→12/10					
525 i	155	07/05→12/10					
525 i	160	07/05→12/10					
525 i	155	01/07→12/10					
525 i	160	01/07→12/10					
525 i xDrive	160	09/08→12/10					
525 xi	160	07/05→12/10					
525 xi	160	01/07→12/10					
530 d	155	11/05→12/10					
530 d	160	06/04→12/10					
530 d	170	07/05→12/10					
530 d xDrive	173	09/08→12/10					
530 i xDrive	200	09/08→12/10					
550 i	270	07/05→12/10					
↓							











	kW			 	! #		
<b>BMW - 5 Touring (E61) 06/04→12/10</b>							
<b>Zubehörsatz, Feststellbremsbacken</b>							
M5	373	02/07→12/10	➡	→ 05/10		03.0137-9288.2 669288	
523 i	130	07/05→12/10	➡	→ 03/07		03.0137-9288.2 669288	
525 d	130	06/04→12/10					
530 i	190	07/05→12/10					
530 xd	170	07/05→12/10					
530 xi	190	07/05→12/10					
535 d	200	09/04→12/10					
523 i	140	01/07→12/10	➡	03/07→ 05/10		03.0137-9288.2 669288	
525 d	145	01/07→12/10					
525 xd	145	01/07→12/10					
530 d	173	01/07→12/10					
530 i	200	01/07→12/10					
530 xd	173	01/07→12/10					
530 xi	200	01/07→12/10					
535 d	210	01/07→12/10					
525 i	141	06/04→12/10	➡	→ 03/05		03.0137-9288.2 669288	
545 i	245	06/04→12/10	➡	→ 08/05		03.0137-9288.2 669288	
<b> Seilzug, Feststellbremse</b>							
520 d	110	04/05→02/08	➡	<input type="checkbox"/> ; 09/05→; Scheibenbremse		24.3727-0236.2 580236	L= 1.681
			➡	<input type="checkbox"/> ; 09/05→; Scheibenbremse		24.3727-0237.2 580237	L= 1.673
520 d	120	04/05→02/08	➡	<input type="checkbox"/> ; 07/05→; Scheibenbremse		24.3727-0236.2 580236	L= 1.681
			➡	<input type="checkbox"/> ; 07/05→; Scheibenbremse		24.3727-0237.2 580237	L= 1.673
520 d	130	03/07→05/10	➡	<input type="checkbox"/> ; 09/07→; Scheibenbremse		24.3727-0236.2 580236	L= 1.681
			➡	<input type="checkbox"/> ; 09/07→; Scheibenbremse		24.3727-0237.2 580237	L= 1.673
520 i	120	07/07→08/10	➡	<input type="checkbox"/> ; → 05/10; Scheibenbremse		24.3727-0236.2 580236	L= 1.681
520 i	125	09/07→12/10					
525 d	120	12/04→12/10	➡	<input type="checkbox"/> ; → 05/10; Scheibenbremse		24.3727-0237.2 580237	L= 1.673
525 d xDrive	145	09/08→12/10					
525 i	155	07/05→12/10					
525 i	160	07/05→12/10					
525 i	155	01/07→12/10					
525 i	160	01/07→12/10					
525 i xDrive	160	09/08→12/10					
525 xi	160	07/05→12/10					
525 xi	160	01/07→12/10					
530 d	155	11/05→12/10					
530 d	160	06/04→12/10					
530 d	170	07/05→12/10					
530 d xDrive	173	09/08→12/10					
530 i xDrive	200	09/08→12/10					
550 i	270	07/05→12/10					
M5	373	02/07→12/10					
523 i	130	07/05→12/10	➡	<input type="checkbox"/> ; → 03/07; Scheibenbremse		24.3727-0236.2 580236	L= 1.681
525 d	130	06/04→12/10					
530 i	190	07/05→12/10	➡	<input type="checkbox"/> ; → 03/07; Scheibenbremse		24.3727-0237.2 580237	L= 1.673
530 xd	170	07/05→12/10					
530 xi	190	07/05→12/10					
535 d	200	09/04→12/10					
523 i	140	01/07→12/10	➡	<input type="checkbox"/> ; 03/07→ 05/10; Scheibenbremse		24.3727-0236.2 580236	L= 1.681
525 d	145	01/07→12/10					
525 xd	145	01/07→12/10	➡	<input type="checkbox"/> ; 03/07→ 05/10; Scheibenbremse		24.3727-0237.2 580237	L= 1.673
530 d	173	01/07→12/10					
530 i	200	01/07→12/10					
530 xd	173	01/07→12/10					
530 xi	200	01/07→12/10					
535 d	210	01/07→12/10					
525 i	141	06/04→12/10	➡	<input type="checkbox"/> ; → 03/05; Scheibenbremse		24.3727-0236.2 580236	L= 1.681
			➡	<input type="checkbox"/> ; → 03/05; Scheibenbremse		24.3727-0237.2 580237	L= 1.673
545 i	245	06/04→12/10	➡	<input type="checkbox"/> ; → 08/05; Scheibenbremse		24.3727-0236.2 580236	L= 1.681
			➡	<input type="checkbox"/> ; → 08/05; Scheibenbremse		24.3727-0237.2 580237	L= 1.673
<b>BMW - 6 (E63) 01/04→12/10</b>							
<b> Bremsbackensatz, Feststellbremse</b>							
630 i	190	09/04→07/10	➡	→ 08/07		03.0137-0419.2 650419	Ø 185 x 30
630 i	200	07/07→07/10	➡	09/07→		03.0137-0419.2 650419	Ø 185 x 30
635 d	210	07/07→07/10					
645 Ci	245	01/04→08/05	➡			03.0137-0419.2 650419	Ø 185 x 30
650 i	270	07/05→07/10					
M	373	09/05→07/10					
↓							

	kW			 	! #		
<b>BMW - 6 (E63) 01/04→12/10</b>							
<b>Zubehörsatz, Feststellbremsbacken</b>							
630 i	190	09/04→07/10	➡	→ 08/07		03.0137-9288.2 669288	
630 i	200	07/07→07/10	➡	09/07→		03.0137-9288.2 669288	
635 d	210	07/07→07/10					
645 Ci	245	01/04→08/05	➡			03.0137-9288.2 669288	
650 i	270	07/05→07/10					
M	373	09/05→07/10					
<b>BMW - 6 Cabriolet (E64) 04/04→12/10</b>							
<b> Bremsbackensatz, Feststellbremse</b>							
630 i	190	09/04→07/10	➡	→ 08/07		03.0137-0419.2 650419	Ø 185 x 30
630 i	200	07/07→07/10	➡	09/07→		03.0137-0419.2 650419	Ø 185 x 30
635 d	210	07/07→07/10					
645 Ci	245	04/04→08/05	➡			03.0137-0419.2 650419	Ø 185 x 30
650 i	270	07/05→07/10					
<b>Zubehörsatz, Feststellbremsbacken</b>							
630 i	190	09/04→07/10	➡	→ 08/07		03.0137-9288.2 669288	
630 i	200	07/07→07/10	➡	09/07→		03.0137-9288.2 669288	
635 d	210	07/07→07/10					
645 Ci	245	04/04→08/05	➡			03.0137-9288.2 669288	
650 i	270	07/05→07/10					
<b>BMW - 7 (E38) 10/94→11/01</b>							
<b> Bremsbackensatz, Feststellbremse</b>							
725 tds	105	04/96→11/01	➡	05/96→		03.0137-0150.2 650150	Ø 180 x 25
728 i, iL	142	08/95→11/01	➡			03.0137-0150.2 650150	Ø 180 x 25
			➡	01/96→		03.0137-0150.2 650150	Ø 180 x 25
728i X	142	11/95→09/01	➡			03.0137-0150.2 650150	Ø 180 x 25
730 d	142	04/00→11/01					
730 i, iL	155	10/94→11/01					
730 i, iL	160	10/94→11/01					
735 i, iL	173	01/96→12/98					
735 i, iL	175	09/98→07/01					
740 d	180	05/99→11/01					
740 i, iL	210	10/94→11/01					
740 i, iL	210	01/96→11/01					
750 i, iL	240	12/94→11/01					
730 d	135	08/98→04/00	➡	09/98→		03.0137-0150.2 650150	Ø 180 x 25
<b>Zubehörsatz, Feststellbremsbacken</b>							
725 tds	105	04/96→11/01	➡	05/96→		03.0137-9062.2 669062	
728 i, iL	142	08/95→11/01	➡			03.0137-9062.2 669062	
			➡	01/96→		03.0137-9062.2 669062	
728i X	142	11/95→09/01	➡			03.0137-9062.2 669062	
730 d	142	04/00→11/01					
730 i, iL	155	10/94→11/01					
730 i, iL	160	10/94→11/01					
735 i, iL	173	01/96→12/98					
735 i, iL	175	09/98→07/01					
740 d	180	05/99→11/01					
740 i, iL	210	10/94→11/01					
740 i, iL	210	01/96→11/01					
750 i, iL	240	12/94→11/01					
730 d	135	08/98→04/00	➡	09/98→		03.0137-9062.2 669062	
<b>Reparaturatz, Automatische Nachstellung</b>							
725 tds	105	04/96→11/01		05/96→		03.0137-9700.2 669700	
728 i, iL	142	08/95→11/01		01/96→		03.0137-9700.2 669700	
						03.0137-9700.2 669700	
728i X	142	11/95→09/01				03.0137-9700.2 669700	
730 d	142	04/00→11/01					
730 i, iL	155	10/94→11/01					
730 i, iL	160	10/94→11/01					
735 i, iL	173	01/96→12/98					
735 i, iL	175	09/98→07/01					
740 d	180	05/99→11/01					
740 i, iL	210	10/94→11/01					
740 i, iL	210	01/96→11/01					
750 i, iL	240	12/94→11/01					
730 d	135	08/98→04/00		09/98→		03.0137-9700.2 669700	
↓							











	kW			 	! #		
<b>BMW - 7 (E38) 10/94→11/01</b>							
 <b>Seilzug, Feststellbremse</b>							
725 tds	105	04/96→11/01	➔	<input type="checkbox"/> ; 05/96→; Scheibenbremse		<b>24.3727-0232.2 580232</b>	L= 1.265
			➔	<input type="checkbox"/> ; 05/96→; Scheibenbremse		<b>24.3727-0239.2 580239</b>	L= 1.119
728 i, iL	142	08/95→11/01	➔	<input type="checkbox"/> ; Scheibenbremse		<b>24.3727-0232.2 580232</b>	L= 1.265
			➔	<input type="checkbox"/> ; 01/96→; Scheibenbremse		<b>24.3727-0232.2 580232</b>	L= 1.265
			➔	<input type="checkbox"/> ; 01/96→; Scheibenbremse		<b>24.3727-0239.2 580239</b>	L= 1.119
			➔	<input type="checkbox"/> ; Scheibenbremse		<b>24.3727-0239.2 580239</b>	L= 1.119
728i X	142	11/95→09/01	➔	<input type="checkbox"/> ; Scheibenbremse		<b>24.3727-0232.2 580232</b>	L= 1.265
730 d	142	04/00→11/01	➔	<input type="checkbox"/> ; Scheibenbremse		<b>24.3727-0239.2 580239</b>	L= 1.119
730 i, iL	155	10/94→11/01	➔	<input type="checkbox"/> ; Scheibenbremse		<b>24.3727-0239.2 580239</b>	L= 1.119
730 i, iL	160	10/94→11/01					
735 i, iL	173	01/96→12/98					
735 i, iL	175	09/98→07/01					
740 d	180	05/99→11/01					
740 i, iL	210	10/94→11/01					
740 i, iL	210	01/96→11/01					
750 i, iL	240	12/94→11/01					
730 d	135	08/98→04/00	➔	<input type="checkbox"/> ; 09/98→; Scheibenbremse		<b>24.3727-0232.2 580232</b>	L= 1.265
			➔	<input type="checkbox"/> ; 09/98→; Scheibenbremse		<b>24.3727-0239.2 580239</b>	L= 1.119
<b>BMW - 7 (E65, E66, E67) 11/01→12/09</b>							
 <b>Bremsbackensatz, Feststellbremse</b>							
730 d	150	10/02→07/08	➔			<b>03.0137-0419.2 650419</b>	Ø 185 x 30
730 d	155	10/02→07/08					
730 d	160	10/02→07/08					
730 i, Li	170	03/03→07/08					
735 i, Li	200	11/01→02/05					
740 d	190	10/02→02/05					
740 i, Li	225	07/05→07/08					
745 d	220	03/05→08/05					
745 d	242	07/05→07/08					
745 i, Li	245	11/01→07/08					
750 i, Li	270	07/05→07/08					
730 i, Li	190	03/05→07/08	➔	07/05→		<b>03.0137-0419.2 650419</b>	Ø 185 x 30
730 Ld	170	07/05→12/09	➔	→ 08/08		<b>03.0137-0419.2 650419</b>	Ø 185 x 30
760 i, Li	327	01/03→07/08	➔	03/03→		<b>03.0137-0419.2 650419</b>	Ø 185 x 30
760 i, Li	326	11/01→12/09	➔	03/03→ 08/08		<b>03.0137-0419.2 650419</b>	Ø 185 x 30
<b>Zubehörsatz, Feststellbremsbacken</b>							
730 d	150	10/02→07/08	➔			<b>03.0137-9288.2 669288</b>	
730 d	155	10/02→07/08					
730 d	160	10/02→07/08					
730 i, Li	170	03/03→07/08					
735 i, Li	200	11/01→02/05					
740 d	190	10/02→02/05					
740 i, Li	225	07/05→07/08					
745 d	220	03/05→08/05					
745 d	242	07/05→07/08					
745 i, Li	245	11/01→07/08					
750 i, Li	270	07/05→07/08					
730 i, Li	190	03/05→07/08	➔	07/05→		<b>03.0137-9288.2 669288</b>	
730 Ld	170	07/05→12/09	➔	→ 08/08		<b>03.0137-9288.2 669288</b>	
760 i, Li	327	01/03→07/08	➔	03/03→		<b>03.0137-9288.2 669288</b>	
760 i, Li	326	11/01→12/09	➔	03/03→ 08/08		<b>03.0137-9288.2 669288</b>	
<b>BMW - 7 (F01, F02, F03, F04) 02/08→12/15</b>							
 <b>Bremsbackensatz, Feststellbremse</b>							
730 d	155	02/08→05/15	➔	09/08→		<b>03.0137-0419.2 650419</b>	Ø 185 x 30
730 d	180	02/08→07/12					
730 i, Li	190	06/08→12/15					
730 d	190	07/12→05/15	➔			<b>03.0137-0419.2 650419</b>	Ø 185 x 30
740 d	225	09/09→12/15					
740 d	230	07/12→12/15					
740 d xDrive	230	07/12→12/15					
740 i	240	10/08→12/15					
740 i, Li	235	07/12→12/15					
740 i, Li xDrive	235	07/12→12/15					
750 d xDrive	280	07/12→12/15					
750 i	300	10/08→12/15					
750 i	330	10/12→12/15					
750 i xDrive	300	09/09→12/15					
750 i xDrive	330	10/12→12/15					
↓							










	kW			 	! #		
<b>BMW - 7 (F01, F02, F03, F04) 02/08→12/15</b>							
 <b>Bremsbackensatz, Feststellbremse</b>							
760 i	400	09/09→12/15	➡			<b>03.0137-0419.2 650419</b>	Ø 185 x 30
730 d xDrive	155	11/11→05/15	➡	06/12→		<b>03.0137-0419.2 650419</b>	Ø 185 x 30
730 d xDrive	190	11/11→05/15					
ActiveHybrid	235	05/11→05/15					
ActiveHybrid	260	05/11→05/15					
740 d xDrive	225	09/09→12/15	➡	09/10→		<b>03.0137-0419.2 650419</b>	Ø 185 x 30
ActiveHybrid	330	09/09→06/12	➡	03/10→		<b>03.0137-0419.2 650419</b>	Ø 185 x 30
ActiveHybrid	342	09/09→06/12					
<b>Zubehörsatz, Feststellbremsbacken</b>							
730 d	155	02/08→05/15		09/08→		<b>03.0137-9288.2 669288</b>	
730 d	180	02/08→07/12					
730 i, Li	190	06/08→12/15					
730 d	190	07/12→05/15				<b>03.0137-9288.2 669288</b>	
740 d	225	09/09→12/15					
740 d	230	07/12→12/15					
740 d xDrive	230	07/12→12/15					
740 i	240	10/08→12/15					
740 i, Li	235	07/12→12/15					
740 i, Li xDrive	235	07/12→12/15					
750 d xDrive	280	07/12→12/15					
750 i	300	10/08→12/15					
750 i	330	10/12→12/15					
750 i xDrive	300	09/09→12/15					
750 i xDrive	330	10/12→12/15					
760 i	400	09/09→12/15					
730 d xDrive	155	11/11→05/15		06/12→		<b>03.0137-9288.2 669288</b>	
730 d xDrive	190	11/11→05/15					
ActiveHybrid	235	05/11→05/15					
ActiveHybrid	260	05/11→05/15					
740 d xDrive	225	09/09→12/15		09/10→		<b>03.0137-9288.2 669288</b>	
ActiveHybrid	330	09/09→06/12		03/10→		<b>03.0137-9288.2 669288</b>	
ActiveHybrid	342	09/09→06/12					
<b>BMW - 8 (E31) 04/90→12/99</b>							
 <b>Bremsbackensatz, Feststellbremse</b>							
840 Ci	210	01/96→12/99	➡	→ 08/99		<b>03.0137-0150.2 650150</b>	Ø 180 x 25
840 i	210	02/93→02/96	➡			<b>03.0137-0150.2 650150</b>	Ø 180 x 25
850 Ci	240	09/94→12/99					
850 CSi	278	04/93→12/95					
850 CSi	280	04/93→12/96	➡	→ 10/96		<b>03.0137-0150.2 650150</b>	Ø 180 x 25
<b>Zubehörsatz, Feststellbremsbacken</b>							
840 Ci	210	01/96→12/99	➡	→ 08/99		<b>03.0137-9062.2 669062</b>	
840 i	210	02/93→02/96	➡			<b>03.0137-9062.2 669062</b>	
850 Ci	240	09/94→12/99					
850 CSi	278	04/93→12/95					
850 CSi	280	04/93→12/96	➡	→ 10/96		<b>03.0137-9062.2 669062</b>	
<b>BMW - X1 (E84) 03/09→06/15</b>							
 <b>Bremsbackensatz, Feststellbremse</b>							
sDrive 16 d	85	04/12→06/15		07/12→		<b>03.0137-0305.2 650305</b>	Ø 185 x 20
xDrive 25 d	160	10/09→06/15					
sDrive 16 i	105	03/13→06/15				<b>03.0137-0305.2 650305</b>	Ø 185 x 20
sDrive 18 d	105	10/09→06/15					
sDrive 20 d	120	03/10→06/15					
sDrive 20 d	130	10/09→06/15					
sDrive 20 d	135	07/12→06/15					
sDrive 20 i	135	09/11→06/15					
xDrive 18 d	105	10/09→06/15					
xDrive 20 d	120	03/10→06/15					
xDrive 20 d	130	10/09→06/15					
xDrive 20 d	135	07/12→06/15					
xDrive 20 i	135	09/11→06/15					
xDrive 23 d	150	10/09→06/15					
xDrive 28 i	180	04/11→06/15					
xDrive 28 i	190	10/09→06/15					
xDrive 28 i Flex	180	04/11→06/15					
sDrive 18 d	100	03/09→06/15		10/09→		<b>03.0137-0305.2 650305</b>	Ø 185 x 20
xDrive 18 d	100	03/09→06/15					
sDrive 18 i	100	03/09→06/15		03/10→		<b>03.0137-0305.2 650305</b>	Ø 185 x 20
sDrive 18 i	110	01/10→06/15					
xDrive 25 i	160	01/10→06/15					
↓							












	kW			 	! #			
<b>BMW - X1 (E84) 03/09→06/15</b>								
<b>Zubehörsatz, Feststellbremsbacken</b>								
sDrive 16 d	85	04/12→06/15		07/12→		03.0137-9062.2	669062	
xDrive 25 d	160	10/09→06/15						
sDrive 16 i	105	03/13→06/15				03.0137-9062.2	669062	
sDrive 18 d	105	10/09→06/15						
sDrive 20 d	120	03/10→06/15						
sDrive 20 d	130	10/09→06/15						
sDrive 20 d	135	07/12→06/15						
sDrive 20 i	135	09/11→06/15						
xDrive 18 d	105	10/09→06/15						
xDrive 20 d	120	03/10→06/15						
xDrive 20 d	130	10/09→06/15						
xDrive 20 d	135	07/12→06/15						
xDrive 20 i	135	09/11→06/15						
xDrive 23 d	150	10/09→06/15						
xDrive 28 i	180	04/11→06/15						
xDrive 28 i	190	10/09→06/15						
xDrive 28 i Flex	180	04/11→06/15						
sDrive 18 d	100	03/09→06/15		10/09→		03.0137-9062.2	669062	
xDrive 18 d	100	03/09→06/15						
sDrive 18 i	100	03/09→06/15		03/10→		03.0137-9062.2	669062	
sDrive 18 i	110	01/10→06/15						
xDrive 25 i	160	01/10→06/15						
<b>Reparaturatz, Automatische Nachstellung</b>								
sDrive 16 d	85	04/12→06/15		07/12→		03.0137-9700.2	669700	
xDrive 25 d	160	10/09→06/15				03.0137-9702.2	669702	
sDrive 16 i	105	03/13→06/15				03.0137-9700.2	669700	
sDrive 18 d	105	10/09→06/15				03.0137-9702.2	669702	
sDrive 20 d	120	03/10→06/15						
sDrive 20 d	130	10/09→06/15						
sDrive 20 d	135	07/12→06/15						
sDrive 20 i	135	09/11→06/15						
xDrive 18 d	105	10/09→06/15						
xDrive 20 d	120	03/10→06/15						
xDrive 20 d	130	10/09→06/15						
xDrive 20 d	135	07/12→06/15						
xDrive 20 i	135	09/11→06/15						
xDrive 23 d	150	10/09→06/15						
xDrive 28 i	180	04/11→06/15						
xDrive 28 i	190	10/09→06/15						
xDrive 28 i Flex	180	04/11→06/15						
sDrive 18 d	100	03/09→06/15		10/09→		03.0137-9700.2	669700	
xDrive 18 d	100	03/09→06/15				03.0137-9702.2	669702	
sDrive 18 i	100	03/09→06/15		03/10→		03.0137-9700.2	669700	
sDrive 18 i	110	01/10→06/15				03.0137-9702.2	669702	
xDrive 25 i	160	01/10→06/15						
<b>BMW - X3 (E83) 01/03→12/11</b>								
<b> Bremsbackensatz, Feststellbremse</b>								
2.0 d	110	11/03→08/07	➡	08/04→		03.0137-0419.2	650419	Ø 185 x 30
2.0 i	110	07/05→08/08	➡			03.0137-0419.2	650419	Ø 185 x 30
2.5 si	160	09/06→08/08						
3.0 d	155	10/04→07/06						
3.0 d	160	10/04→07/06						
3.0 i xDrive	170	01/04→08/06						
3.0 sd	210	09/06→08/08						
3.0 si	200	09/06→08/08						
2.5 i	141	01/04→08/06	➡	03/04→		03.0137-0419.2	650419	Ø 185 x 30
2.5 si xDrive	155	07/06→12/08	➡	09/08→		03.0137-0419.2	650419	Ø 185 x 30
xDrive 20 d	120	09/07→08/10						
xDrive 20 d	130	09/07→08/10						
xDrive 30 d	155	03/06→08/10						
xDrive 30 d	160	03/06→08/10						
3.0 d	150	01/03→08/05	➡	10/03→		03.0137-0419.2	650419	Ø 185 x 30
xDrive 18 d	100	04/09→12/11	➡	→ 08/10		03.0137-0419.2	650419	Ø 185 x 30
xDrive 18 d	105	09/08→12/11						
xDrive 20 i	110	09/08→08/11						
xDrive 25 i	160	09/08→12/11						
xDrive 30 i	200	09/08→12/11						
xDrive 35 d	210	09/08→08/11						
<b>Zubehörsatz, Feststellbremsbacken</b>								
2.0 d	110	11/03→08/07	➡	08/04→		03.0137-9288.2	669288	
2.0 i	110	07/05→08/08	➡			03.0137-9288.2	669288	
2.5 si	160	09/06→08/08						
3.0 d	155	10/04→07/06						
3.0 d	160	10/04→07/06						
↓								











	kW			 	! #		
<b>BMW - X3 (E83) 01/03→12/11</b>							
<b>Zubehörsatz, Feststellbremsbacken</b>							
3.0 i xDrive 3.0 sd 3.0 si	170 210 200	01/04→08/06 09/06→08/08 09/06→08/08	➡			03.0137-9288.2 669288	
2.5 i	141	01/04→08/06	➡	03/04→		03.0137-9288.2 669288	
2.5 si xDrive xDrive 20 d xDrive 20 d xDrive 30 d xDrive 30 d	155 120 130 155 160	07/06→12/08 09/07→08/10 09/07→08/10 03/06→08/10 03/06→08/10	➡	09/08→		03.0137-9288.2 669288	
3.0 d	150	01/03→08/05	➡	10/03→		03.0137-9288.2 669288	
xDrive 18 d xDrive 18 d xDrive 20 i xDrive 25 i xDrive 30 i xDrive 35 d	100 105 110 160 200 210	04/09→12/11 09/08→12/11 09/08→08/11 09/08→12/11 09/08→12/11 09/08→08/11	➡	→ 08/10		03.0137-9288.2 669288	
<b> Seilzug, Feststellbremse</b>							
2.0 d	110	11/03→08/07	➡	<input type="checkbox"/> ; 08/04→; Scheibenbremse		24.3727-0235.2 580235	L= 1.613
			➡	<input type="checkbox"/> ; 08/04→; Scheibenbremse		24.3727-0238.2 580238	L= 1.634
2.0 i 2.5 si 3.0 d 3.0 d	110 160 155 160	07/05→08/08 09/06→08/08 10/04→07/06 10/04→07/06	➡	<input type="checkbox"/> ; Scheibenbremse		24.3727-0235.2 580235	L= 1.613
3.0 i xDrive 3.0 sd 3.0 si	170 210 200	01/04→08/06 09/06→08/08 09/06→08/08	➡	<input type="checkbox"/> ; Scheibenbremse		24.3727-0238.2 580238	L= 1.634
2.5 i	141	01/04→08/06	➡	<input type="checkbox"/> ; 03/04→; Scheibenbremse		24.3727-0235.2 580235	L= 1.613
			➡	<input type="checkbox"/> ; 03/04→; Scheibenbremse		24.3727-0238.2 580238	L= 1.634
2.5 si xDrive xDrive 20 d xDrive 20 d xDrive 30 d xDrive 30 d	155 120 130 155 160	07/06→12/08 09/07→08/10 09/07→08/10 03/06→08/10 03/06→08/10	➡	<input type="checkbox"/> ; 09/08→; Scheibenbremse		24.3727-0235.2 580235	L= 1.613
			➡	<input type="checkbox"/> ; 09/08→; Scheibenbremse		24.3727-0238.2 580238	L= 1.634
3.0 d	150	01/03→08/05	➡	<input type="checkbox"/> ; 10/03→; Scheibenbremse		24.3727-0235.2 580235	L= 1.613
			➡	<input type="checkbox"/> ; 10/03→; Scheibenbremse		24.3727-0238.2 580238	L= 1.634
xDrive 18 d xDrive 18 d xDrive 20 i xDrive 25 i xDrive 30 i xDrive 35 d	100 105 110 160 200 210	04/09→12/11 09/08→12/11 09/08→08/11 09/08→12/11 09/08→12/11 09/08→08/11	➡	<input type="checkbox"/> ; → 08/10; Scheibenbremse		24.3727-0235.2 580235	L= 1.613
			➡	<input type="checkbox"/> ; → 08/10; Scheibenbremse		24.3727-0238.2 580238	L= 1.634
<b>BMW - X5 (E53) 05/00→02/07</b>							
<b> Bremsbackensatz, Feststellbremse</b>							
3.0 d 4.4 i 4.6 is	135 210 255	05/01→12/03 05/00→12/03 02/02→12/03	➡	→ 09/03		03.0137-0419.2 650419	Ø 185 x 30
3.0 d	155	09/03→12/06	➡	10/03→		03.0137-0419.2 650419	Ø 185 x 30
3.0 d 3.0 i 3.0 i 4.4 i 4.8 is	160 163 170 235 265	12/03→12/06 05/00→12/06 05/00→12/06 12/03→09/06 04/04→09/06	➡			03.0137-0419.2 650419	Ø 185 x 30
<b>Zubehörsatz, Feststellbremsbacken</b>							
3.0 d 4.4 i 4.6 is	135 210 255	05/01→12/03 05/00→12/03 02/02→12/03	➡	→ 09/03		03.0137-9288.2 669288	
3.0 d	155	09/03→12/06	➡	10/03→		03.0137-9288.2 669288	
3.0 d 3.0 i 3.0 i 4.4 i 4.8 is	160 163 170 235 265	12/03→12/06 05/00→12/06 05/00→12/06 12/03→09/06 04/04→09/06	➡			03.0137-9288.2 669288	
<b> Seilzug, Feststellbremse</b>							
3.0 d 4.4 i 4.6 is	135 210 255	05/01→12/03 05/00→12/03 02/02→12/03	➡	<input type="checkbox"/> ; → 09/03; für Linkslenker; Scheibenbremse	2	24.3727-0231.2 580231	L= 1.942
3.0 d	155	09/03→12/06	➡	<input type="checkbox"/> ; 10/03→; für Linkslenker; Scheibenbremse	2	24.3727-0231.2 580231	L= 1.942
3.0 d 3.0 i	160 163	12/03→12/06 05/00→12/06	➡	<input type="checkbox"/> ; für Linkslenker; Scheibenbremse	2	24.3727-0231.2 580231	L= 1.942
































	kw			 	! #		
<b>BMW - X5 (E53) 05/00→02/07</b>							
 <b>Seilzug, Feststellbremse</b>							
3.0 i 4.4 i 4.8 is	170 235 265	05/00→12/06 12/03→09/06 04/04→09/06	➔	⬇️; für Linkslenker; Scheibenbremse	2	24.3727-0231.2 580231	L= 1.942
<b>BMW - X5 (E70) 02/06→06/13</b>							
 <b>Bremsbackensatz, Feststellbremse</b>							
3.0 d 3.0 d 4.8 i xDrive M xDrive 30 d xDrive 35 i xDrive 35 i xDrive 40 d xDrive 40 i xDrive 50 i	155 173 261 408 180 225 235 225 225 300	02/07→09/08 02/07→09/08 02/07→09/08 09/09→06/13 09/10→06/13 09/10→06/13 02/12→06/13 09/10→06/13 01/12→06/13 06/10→06/13	➔			03.0137-0419.2 650419	Ø 185 x 30
3.0 sd	210	09/07→02/09	➔	→ 09/08		03.0137-0419.2 650419	Ø 185 x 30
3.0 si	200	02/06→09/08	➔	01/07→		03.0137-0419.2 650419	Ø 185 x 30
M 50 d	280	08/11→06/13	➔	06/12→		03.0137-0419.2 650419	Ø 185 x 30
xDrive 30 d xDrive 30 d xDrive 30 i xDrive 30 i xDrive 35 d xDrive 48 i	155 173 171 200 210 261	09/08→06/13 09/08→06/13 09/08→12/10 09/08→03/10 09/08→06/13 09/08→06/13	➔	08/09→		03.0137-0419.2 650419	Ø 185 x 30
<b>Zubehörsatz, Feststellbremsbacken</b>							
3.0 d 3.0 d 4.8 i xDrive M xDrive 30 d xDrive 35 i xDrive 35 i xDrive 40 d xDrive 40 i xDrive 50 i	155 173 261 408 180 225 235 225 225 300	02/07→09/08 02/07→09/08 02/07→09/08 09/09→06/13 09/10→06/13 09/10→06/13 02/12→06/13 09/10→06/13 01/12→06/13 06/10→06/13	➔			03.0137-9288.2 669288	
3.0 sd	210	09/07→02/09	➔	→ 09/08		03.0137-9288.2 669288	
3.0 si	200	02/06→09/08	➔	01/07→		03.0137-9288.2 669288	
M 50 d	280	08/11→06/13	➔	06/12→		03.0137-9288.2 669288	
xDrive 30 d xDrive 30 d xDrive 30 i xDrive 30 i xDrive 35 d xDrive 48 i	155 173 171 200 210 261	09/08→06/13 09/08→06/13 09/08→12/10 09/08→03/10 09/08→06/13 09/08→06/13	➔	08/09→		03.0137-9288.2 669288	
<b>BMW - X5 (F15, F85) 06/12→</b>							
 <b>Bremsbackensatz, Feststellbremse</b>							
M sDrive 25 d sDrive 25 d sDrive 25 d xDrive 25 d xDrive 25 d xDrive 25 d xDrive 25 d xDrive 25 d xDrive 30 d xDrive 30 d xDrive 35 i xDrive 35 i xDrive 40 d xDrive 40e xDrive 40e xDrive 40e xDrive 40e	423 155 160 170 155 160 170 160 170 160 183 204 225 240 230 155 180 205 230	12/14→ 11/13→ 11/13→ 07/15→ 11/13→ 11/13→ 07/15→ 06/15→ 04/15→ 11/13→ 11/13→ 11/13→ 11/13→ 12/13→ 09/15→ 09/15→ 09/15→ 09/15→	➔			03.0137-0419.2 650419	Ø 185 x 30
M 50 d xDrive 30 d xDrive 30 d xDrive 50 i	280 190 210 330	07/13→ 07/13→ 07/13→ 07/13→	➔	08/13→		03.0137-0419.2 650419	Ø 185 x 30
<b>Zubehörsatz, Feststellbremsbacken</b>							
M sDrive 25 d sDrive 25 d sDrive 25 d xDrive 25 d	423 155 160 170 155	12/14→ 11/13→ 11/13→ 07/15→ 11/13→	➔			03.0137-9288.2 669288	













	kW			 	! #			
<b>BMW - X5 (F15, F85) 06/12→</b>								
<b>Zubehörsatz, Feststellbremsbacken</b>								
xDrive 25 d	160	11/13→	➔			03.0137-9288.2	669288	
xDrive 25 d	170	07/15→						
xDrive 25 d	160	06/15→						
xDrive 30 d	183	04/15→						
xDrive 30 d	204	11/13→						
xDrive 35 i	225	11/13→						
xDrive 35 i	240	11/13→						
xDrive 40 d	230	12/13→						
xDrive 40e	155	09/15→						
xDrive 40e	180	09/15→						
xDrive 40e	205	09/15→						
xDrive 40e	230	09/15→						
M 50 d	280	07/13→	➔	08/13→		03.0137-9288.2	669288	
xDrive 30 d	190	07/13→						
xDrive 30 d	210	07/13→						
xDrive 50 i	330	07/13→						
<b>Reparaturatz, Automatische Nachstellung</b>								
M	423	12/14→				03.0137-9700.2	669700	
sDrive 25 d	155	11/13→				03.0137-9702.2	669702	
sDrive 25 d	160	11/13→						
sDrive 25 d	170	07/15→						
xDrive 25 d	155	11/13→						
xDrive 25 d	160	11/13→						
xDrive 25 d	170	07/15→						
xDrive 25 d	160	06/15→						
xDrive 30 d	183	04/15→						
xDrive 30 d	204	11/13→						
xDrive 35 i	225	11/13→						
xDrive 35 i	240	11/13→						
xDrive 40 d	230	12/13→						
xDrive 40e	155	09/15→						
xDrive 40e	180	09/15→						
xDrive 40e	205	09/15→						
xDrive 40e	230	09/15→						
M 50 d	280	07/13→		08/13→		03.0137-9700.2	669700	
xDrive 30 d	190	07/13→				03.0137-9702.2	669702	
xDrive 30 d	210	07/13→						
xDrive 50 i	330	07/13→						
<b>BMW - X6 (E71, E72) 06/07→06/14</b>								
<b> Bremsbackensatz, Feststellbremse</b>								
ActiveHybrid	300	01/09→10/11		10/10→		03.0137-0419.2	650419	Ø 185 x 30
ActiveHybrid	357	01/09→10/11						
xDrive 40 d	225	07/09→06/14						
M	408	07/08→06/14		09/09→		03.0137-0419.2	650419	Ø 185 x 30
M 50 d	280	08/11→06/14		06/12→		03.0137-0419.2	650419	Ø 185 x 30
xDrive 30 d	155	07/09→06/14				03.0137-0419.2	650419	Ø 185 x 30
xDrive 35 i	235	07/09→06/14						
xDrive 30 d	173	09/07→03/10		09/08→		03.0137-0419.2	650419	Ø 185 x 30
xDrive 35 d	210	06/07→03/10						
xDrive 35 i	225	06/07→03/10						
xDrive 35 i	240	06/07→03/10						
xDrive 50 i	300	10/07→06/14						
xDrive 50 i	330	10/07→06/14						
xDrive 30 d	180	04/09→06/14		09/10→		03.0137-0419.2	650419	Ø 185 x 30
<b>Zubehörsatz, Feststellbremsbacken</b>								
ActiveHybrid	300	01/09→10/11	➔	10/10→		03.0137-9288.2	669288	
ActiveHybrid	357	01/09→10/11						
xDrive 40 d	225	07/09→06/14						
M	408	07/08→06/14	➔	09/09→		03.0137-9288.2	669288	
M 50 d	280	08/11→06/14	➔	06/12→		03.0137-9288.2	669288	
xDrive 30 d	155	07/09→06/14	➔			03.0137-9288.2	669288	
xDrive 35 i	235	07/09→06/14						
xDrive 30 d	173	09/07→03/10	➔	09/08→		03.0137-9288.2	669288	
xDrive 35 d	210	06/07→03/10						
xDrive 35 i	225	06/07→03/10						
xDrive 35 i	240	06/07→03/10						
xDrive 50 i	300	10/07→06/14						
xDrive 50 i	330	10/07→06/14						
xDrive 30 d	180	04/09→06/14	➔	09/10→		03.0137-9288.2	669288	
<b>BMW - X6 (F16, F86) 08/14→</b>								
<b> Bremsbackensatz, Feststellbremse</b>								
M	423	12/14→				03.0137-0419.2	650419	Ø 185 x 30
M 50 d	280	08/14→						
↓								
















	kw			 	! #		
<b>BMW - X6 (F16, F86) 08/14→</b>							
 <b>Bremsbackensatz, Feststellbremse</b>							
xDrive 30 d	155	08/14→				03.0137-0419.2 650419	Ø 185 x 30
xDrive 30 d	183	12/15→					
xDrive 30 d	190	08/14→					
xDrive 30 d	204	02/15→					
xDrive 35 i	225	12/14→					
xDrive 35 i	240	02/15→					
xDrive 40 d	230	12/14→					
xDrive 50 i	330	08/14→					
<b>Zubehörsatz, Feststellbremsbacken</b>							
M	423	12/14→				03.0137-9288.2 669288	
M 50 d	280	08/14→					
xDrive 30 d	155	08/14→					
xDrive 30 d	183	12/15→					
xDrive 30 d	190	08/14→					
xDrive 30 d	204	02/15→					
xDrive 35 i	225	12/14→					
xDrive 35 i	240	02/15→					
xDrive 40 d	230	12/14→					
xDrive 50 i	330	08/14→					
<b>Reparaturatz, Automatische Nachstellung</b>							
M	423	12/14→				03.0137-9700.2 669700	
M 50 d	280	08/14→				03.0137-9702.2 669702	
xDrive 30 d	155	08/14→					
xDrive 30 d	183	12/15→					
xDrive 30 d	190	08/14→					
xDrive 30 d	204	02/15→					
xDrive 35 i	225	12/14→					
xDrive 35 i	240	02/15→					
xDrive 40 d	230	12/14→					
xDrive 50 i	330	08/14→					
<b>BMW - Z3 Coupe (E36) 04/97→06/03</b>							
 <b>Bremsbackensatz, Feststellbremse</b>							
2.8 i	142	07/97→06/00	➡			03.0137-0248.2 650248	Ø 161 x 25
3.0 i	170	06/00→06/03	➡	→ 12/02		03.0137-0248.2 650248	Ø 161 x 25
M	236	02/98→06/01	➡			03.0137-0150.2 650150	Ø 180 x 25
M	239	06/01→06/03	➡	→ 12/02		03.0137-0150.2 650150	Ø 180 x 25
<b>Zubehörsatz, Feststellbremsbacken</b>							
2.8 i	142	07/97→06/00	➡			03.0137-9148.2 669148	
3.0 i	170	06/00→06/03	➡	→ 12/02		03.0137-9148.2 669148	
M	236	02/98→06/01	➡			03.0137-9062.2 669062	
M	239	06/01→06/03	➡	→ 12/02		03.0137-9062.2 669062	
 <b>Seilzug, Feststellbremse</b>							
2.8 i	142	07/97→06/00	➡	⬇; Scheibenbremse	2	24.3727-0229.2 580229	L= 1.283
3.0 i	170	06/00→06/03	➡	⬇; → 12/00; Scheibenbremse	2	24.3727-0229.2 580229	L= 1.283
M	236	02/98→06/01					
<b>BMW - Z3 Roadster (E36) 10/95→01/03</b>							
 <b>Bremsbackensatz, Feststellbremse</b>							
1.8 i	85	10/95→10/98	➡			03.0137-0248.2 650248	Ø 161 x 25
1.9 i	103	10/95→03/99					
1.9 i	85	01/99→01/03	➡	→ 12/02		03.0137-0248.2 650248	Ø 161 x 25
1.9 i	87	07/98→01/03					
3.0 i	170	06/00→01/03					
2.0 i	110	04/99→01/03	➡	→ 08/00		03.0137-0248.2 650248	Ø 161 x 25
2.2 i	120	08/00→01/03	➡	10/00→ 12/02		03.0137-0248.2 650248	Ø 161 x 25
2.2 i	125	08/00→01/03					
2.8 i	142	04/97→06/00	➡	05/97→		03.0137-0248.2 650248	Ø 161 x 25
2.8 i	143	01/96→07/00	➡	05/97→ 06/00		03.0137-0248.2 650248	Ø 161 x 25
M 3.2	236	03/97→06/01	➡			03.0137-0150.2 650150	Ø 180 x 25
M 3.2	239	06/01→01/03	➡	→ 12/02		03.0137-0150.2 650150	Ø 180 x 25
<b>Zubehörsatz, Feststellbremsbacken</b>							
1.8 i	85	10/95→10/98	➡			03.0137-9148.2 669148	
1.9 i	103	10/95→03/99					
1.9 i	85	01/99→01/03	➡	→ 12/02		03.0137-9148.2 669148	
1.9 i	87	07/98→01/03					
↓							

	kw			 	! #		
<b>BMW - Z3 Roadster (E36) 10/95→01/03</b>							
<b>Zubehörsatz, Feststellbremsbacken</b>							
3.0 i	170	06/00→01/03	➡	→ 12/02		03.0137-9148.2 669148	
2.0 i	110	04/99→01/03	➡	→ 08/00		03.0137-9148.2 669148	
2.2 i	120	08/00→01/03	➡	10/00→ 12/02		03.0137-9148.2 669148	
2.2 i	125	08/00→01/03					
2.8 i	142	04/97→06/00	➡	05/97→		03.0137-9148.2 669148	
2.8 i	143	01/96→07/00	➡	05/97→ 06/00		03.0137-9148.2 669148	
M 3.2	236	03/97→06/01	➡			03.0137-9062.2 669062	
M 3.2	239	06/01→01/03	➡	→ 12/02		03.0137-9062.2 669062	
<b> Seilzug, Feststellbremse</b>							
1.8 i	85	10/95→10/98	➡	⬇; Scheibenbremse	2	24.3727-0228.2 580228	L= 1.255
1.9 i	85	01/99→01/03	➡	⬇; → 12/02; Motorcode: M44;	2	24.3727-0228.2 580228	L= 1.255
1.9 i	87	07/98→01/03	➡	Scheibenbremse			
			➡	⬇; → 12/02; Motorcode: M43;	2	24.3727-0229.2 580229	L= 1.283
				Scheibenbremse			
1.9 i	103	10/95→03/99	➡	⬇; Motorcode: M44; Scheibenbremse	2	24.3727-0228.2 580228	L= 1.255
			➡	⬇; Motorcode: M43; Scheibenbremse	2	24.3727-0229.2 580229	L= 1.283
2.0 i	110	04/99→01/03	➡	⬇; → 08/00; Scheibenbremse	2	24.3727-0229.2 580229	L= 1.283
2.2 i	120	08/00→01/03	➡	⬇; 10/00→ 12/00; Scheibenbremse	2	24.3727-0229.2 580229	L= 1.283
2.2 i	125	08/00→01/03					
2.8 i	142	04/97→06/00	➡	⬇; 05/97→; Scheibenbremse	2	24.3727-0229.2 580229	L= 1.283
2.8 i	143	01/96→07/00	➡	⬇; 05/97→ 06/00; Scheibenbremse	2	24.3727-0229.2 580229	L= 1.283
3.0 i	170	06/00→01/03	➡	⬇; → 12/00; Scheibenbremse	2	24.3727-0229.2 580229	L= 1.283
M 3.2	236	03/97→06/01					
<b>BMW - Z4 Coupe (E86) 03/06→01/09</b>							
<b> Bremsbackensatz, Feststellbremse</b>							
3.0 si	195	03/06→01/09	➡	→ 09/08		03.0137-0379.2 650379	Ø 161 x 20
M	252	03/06→01/09	➡	→ 09/08		03.0137-0419.2 650419	Ø 185 x 30
<b>Zubehörsatz, Feststellbremsbacken</b>							
3.0 si	195	03/06→01/09	➡	→ 09/08		03.0137-9265.2 669265	
M	252	03/06→01/09	➡	→ 09/08		03.0137-9288.2 669288	
<b>Reparaturatz, Automatische Nachstellung</b>							
3.0 si	195	03/06→01/09		→ 09/08		03.0137-9701.2 669701 03.0137-9702.2 669702	
<b>BMW - Z4 Roadster (E85) 02/03→12/09</b>							
<b> Bremsbackensatz, Feststellbremse</b>							
2.0 i	110	03/05→02/09	➡	04/05→ 12/08		03.0137-0379.2 650379	Ø 161 x 20
2.2 i	125	10/03→10/05	➡			03.0137-0379.2 650379	Ø 161 x 20
2.5 i	141	02/03→12/05					
3.0 i	170	02/03→10/05					
3.0 si	195	01/06→12/08					
2.5 i	130	09/05→02/09	➡	01/06→ 12/08		03.0137-0379.2 650379	Ø 161 x 20
2.5 si	155	09/05→02/09					
2.5 si	160	09/05→02/09					
M	252	03/06→02/09	➡	→ 12/08		03.0137-0419.2 650419	Ø 185 x 30
<b>Zubehörsatz, Feststellbremsbacken</b>							
2.0 i	110	03/05→02/09	➡	04/05→ 12/08		03.0137-9265.2 669265	
2.2 i	125	10/03→10/05	➡			03.0137-9265.2 669265	
2.5 i	141	02/03→12/05					
3.0 i	170	02/03→10/05					
3.0 si	195	01/06→12/08					
2.5 i	130	09/05→02/09	➡	01/06→ 12/08		03.0137-9265.2 669265	
2.5 si	155	09/05→02/09					
2.5 si	160	09/05→02/09					
M	252	03/06→02/09	➡	→ 12/08		03.0137-9288.2 669288	
<b>Reparaturatz, Automatische Nachstellung</b>							
2.0 i	110	03/05→02/09		04/05→ 12/08		03.0137-9701.2 669701 03.0137-9702.2 669702	
2.2 i	125	10/03→10/05				03.0137-9701.2 669701	
↓							

















	kW			 	! #		
<b>BMW - Z4 Roadster (E85) 02/03→12/09</b>							
<b>Reparaturatz, Automatische Nachstellung</b>							
2.5 i	141	02/03→12/05				03.0137-9702.2	669702
3.0 i	170	02/03→10/05					
3.0 si	195	01/06→12/08					
2.5 i	130	09/05→02/09		01/06→12/08		03.0137-9701.2	669701
2.5 si	155	09/05→02/09				03.0137-9702.2	669702
2.5 si	160	09/05→02/09					
<b>BMW - Z8 Roadster (E52) 06/00→06/03</b>							
<b> Bremsbackensatz, Feststellbremse</b>							
4.9	294	06/00→06/03	➡			03.0137-0150.2	650150 Ø 180 x 25
<b>Zubehörsatz, Feststellbremsbacken</b>							
4.9	294	06/00→06/03	➡			03.0137-9062.2	669062
<b>CHEVROLET - ASTRA Schrägheck 09/98→12/11</b>							
<b> Seilzug, Feststellbremse</b>							
2.0 DTi	74	08/02→12/11		☐; → 07/05; für erhöhte Nutzlast		24.3727-0784.2	580784 L= 1.677 L2= 1.677 + Zub
			←	☐; → 07/05		24.3727-0748.2	580748 L= 279 + Zub
			➡	☐; → 07/05	2	24.3727-0746.2	580746 L= 182 + Zub
<b>CHEVROLET - ASTRA Stufenheck 01/99→12/11</b>							
<b> Seilzug, Feststellbremse</b>							
2.0 DTi GLS	74	08/02→12/11		☐; → 07/05; für erhöhte Nutzlast		24.3727-0784.2	580784 L= 1.677 L2= 1.677 + Zub
			←	☐; → 07/05		24.3727-0748.2	580748 L= 279 + Zub
			➡	☐; → 07/05	2	24.3727-0746.2	580746 L= 182 + Zub
<b>CHEVROLET - AVEO Schrägheck (T200) 02/03→05/08</b>							
<b> Radbremszylinder</b>							
1.2	53	01/04→05/08	➡			24.3219-1767.3	020552 Ø 19,05 GG
1.5	62	01/05→05/08	➡	05/05→		24.3219-1767.3	020552 Ø 19,05 GG
<b>Zubehörsatz, Bremsbacken</b>							
1.2	53	01/04→05/08	➡			03.0137-9167.2	669167
1.5	62	01/05→05/08	➡	05/05→		03.0137-9167.2	669167
<b> Bremsbackensatz</b>							
1.2	53	01/04→05/08	➡			03.0137-0472.2	650472 Ø 200 x 36 + HEB
						03.0520-6619.3	696619 Ø 200 x 36 Ø 19,05 + RZ / + Zub TopKit
1.5	62	01/05→05/08	➡	05/05→		03.0137-0472.2	650472 Ø 200 x 36 + HEB
						03.0520-6619.3	696619 Ø 200 x 36 Ø 19,05 + RZ / + Zub TopKit
<b>CHEVROLET - AVEO Schrägheck (T250, T255) 01/07→</b>							
<b> Radbremszylinder</b>							
1.2	53	10/08→	➡	→ 07/11		24.3219-1767.3	020552 Ø 19,05 GG
1.2	55	04/08→					
1.2	56	01/07→					
1.2	62	04/08→					
1.2 LPG	60	06/08→					
1.2 LPG	62	04/08→					
1.4	74	04/08→					
1.6	77	01/08→					
<b>Zubehörsatz, Bremsbacken</b>							
1.2	53	10/08→	➡	→ 07/11		03.0137-9167.2	669167
1.2	55	04/08→					
1.2	56	01/07→					
1.2	62	04/08→					
1.2 LPG	60	06/08→					
1.2 LPG	62	04/08→					
1.4	74	04/08→					
1.6	77	01/08→					
<b> Bremstrommel</b>							
1.2	55	04/08→	➡	→ 07/11		24.0220-0048.1	480318 Ø 200,0 x 40,5 / 201
1.2	62	04/08→					
1.2 LPG	60	06/08→					
















	kw			 	! #		
<b>CHEVROLET - AVEO Schrägheck (T250, T255) 01/07→</b>							
 <b>Bremstrommel</b>							
1.2 LPG 1.4	62 74	04/08→ 04/08→	➔	→ 07/11		24.0220-0048.1 480318	Ø 200,0 x 40,5 / 201
 <b>Bremsbackensatz</b>							
1.2 1.2 1.2 1.2 1.2 LPG 1.2 LPG 1.4 1.6	53 55 56 62 60 62 74 77	10/08→ 04/08→ 01/07→ 04/08→ 06/08→ 04/08→ 04/08→ 01/08→	➔	→ 07/11		03.0137-0472.2 650472 03.0520-6619.3 696619	Ø 200 x 36 + HEB Ø 200 x 36 Ø 19,05 + RZ / + Zub TopKit
<b>CHEVROLET - AVEO Schrägheck (T300) 03/11→</b>							
 <b>Radbremszylinder</b>							
1.2 1.2 1.2 LPG 1.3 D 1.3 D 1.4 1.4 1.6 1.6 1.6	51 63 63 55 70 74 76 85 88 89	03/11→ 03/11→ 11/12→ 07/11→ 07/11→ 03/11→ 12/12→ 03/11→ 06/11→ 12/12→	➔	passend für Felgengröße [Zoll]: 14 passend für Felgengröße [Zoll]: 15		24.3219-1766.3 020555 24.3220-1742.3 020549	Ø 19,05 ALU Ø 20,64 ALU
 <b>Bremsbackensatz</b>							
1.2 1.2 1.2 LPG 1.3 D 1.3 D 1.4 1.4 1.6 1.6 1.6	51 63 63 55 70 74 76 85 88 89	03/11→ 03/11→ 11/12→ 07/11→ 07/11→ 03/11→ 12/12→ 03/11→ 06/11→ 12/12→	➔	passend für Felgengröße [Zoll]: 14		03.0137-0514.2 650514	Ø 200 x 36 + HEB
 <b>Seilzug, Feststellbremse</b>							
1.2 1.2 1.3 D 1.3 D 1.4 1.6 1.6	51 63 55 70 74 85 88	03/11→ 03/11→ 07/11→ 07/11→ 03/11→ 03/11→ 06/11→	➔	☒; → 12/11; Trommelbremse	2	24.3727-2903.2 582903	L= 1.390 L2= 1.390
<b>CHEVROLET - AVEO Stufenheck (T200) 01/03→12/08</b>							
 <b>Radbremszylinder</b>							
1.4	69	05/03→01/07	➔	03/06→		24.3219-1767.3 020552	Ø 19,05 GG
<b>Zubehörsatz, Bremsbacken</b>							
1.4	69	05/03→01/07	➔	03/06→		03.0137-9167.2 669167	
 <b>Bremsbackensatz</b>							
1.4	69	05/03→01/07	➔	03/06→		03.0137-0472.2 650472 03.0520-6619.3 696619	Ø 200 x 36 + HEB Ø 200 x 36 Ø 19,05 + RZ / + Zub TopKit
<b>CHEVROLET - AVEO Stufenheck (T250, T255) 05/05→</b>							
 <b>Radbremszylinder</b>							
1.2 1.4	53 69	03/06→12/07 03/06→12/07	➔			24.3219-1767.3 020552	Ø 19,05 GG
1.2 1.2 1.2 1.2 LPG 1.2 LPG 1.4 1.5 1.6 1.6	55 56 62 60 62 74 62 75 76	01/08→ 01/08→ 01/08→ 12/08→ 01/09→ 09/08→ 05/05→ 01/08→ 05/05→	➔	→ 07/11		24.3219-1767.3 020552	Ø 19,05 GG
1.4 CNG	69	01/08→	➔	01/10→ 07/11		24.3219-1767.3 020552	Ø 19,05 GG
1.6 ↓	77	09/03→12/08	➔	12/04→		24.3219-1767.3 020552	Ø 19,05 GG















	kW					! #			
<b>CHEVROLET - AVEO Stufenheck (T250, T255) 05/05→</b>									
<b>Zubehörsatz, Bremsbacken</b>									
1.2	53	03/06→12/07	➔				03.0137-9167.2	669167	
1.4	69	03/06→12/07	➔						
1.2	55	01/08→	➔	→ 07/11			03.0137-9167.2	669167	
1.2	56	01/08→							
1.2	62	01/08→							
1.2 LPG	60	12/08→							
1.2 LPG	62	01/09→							
1.4	74	09/08→							
1.5	62	05/05→							
1.6	75	01/08→							
1.6	76	05/05→							
1.4 CNG	69	01/08→	➔	01/10→ 07/11			03.0137-9167.2	669167	
1.6	77	09/03→12/08	➔	12/04→			03.0137-9167.2	669167	
<b> Bremsstrommel</b>									
1.2	55	01/08→	➔	→ 07/11			24.0220-0048.1	480318	Ø 200,0 x 40,5 / 201
1.2	62	01/08→							
1.2 LPG	60	12/08→							
1.2 LPG	62	01/09→							
1.4	74	09/08→							
1.4 CNG	69	01/08→	➔	01/10→ 07/11			24.0220-0048.1	480318	Ø 200,0 x 40,5 / 201
<b> Bremsbackensatz</b>									
1.2	53	03/06→12/07	➔				03.0137-0472.2	650472	Ø 200 x 36 + HEB
1.4	69	03/06→12/07	➔				03.0520-6619.3	696619	Ø 200 x 36 Ø 19,05 + RZ / + Zub TopKit
1.2	55	01/08→	➔	→ 07/11			03.0137-0472.2	650472	Ø 200 x 36 + HEB
1.2	56	01/08→							
1.2	62	01/08→							
1.2 LPG	60	12/08→							
1.2 LPG	62	01/09→							
1.4	74	09/08→							
1.5	62	05/05→							
1.6	75	01/08→							
1.6	76	05/05→							
1.4 CNG	69	01/08→	➔	01/10→ 07/11			03.0137-0472.2	650472	Ø 200 x 36 + HEB
							03.0520-6619.3	696619	Ø 200 x 36 Ø 19,05 + RZ / + Zub TopKit
1.6	77	09/03→12/08	➔	12/04→			03.0137-0472.2	650472	Ø 200 x 36 + HEB
							03.0520-6619.3	696619	Ø 200 x 36 Ø 19,05 + RZ / + Zub TopKit
<b>CHEVROLET - AVEO Stufenheck (T300) 03/11→</b>									
<b> Radbremszylinder</b>									
1.2	51	03/11→	➔	passend für Felgenreöße [Zoll]: 14			24.3219-1766.3	020555	Ø 19,05 ALU
1.2	63	03/11→							
1.2 LPG	63	11/12→	➔	passend für Felgenreöße [Zoll]: 15			24.3220-1742.3	020549	Ø 20,64 ALU
1.3 D	55	07/11→							
1.3 D	70	07/11→							
1.4	74	07/11→							
1.4	76	12/12→							
1.6	85	03/11→							
1.6	89	12/12→							
<b> Bremsbackensatz</b>									
1.2	51	03/11→	➔	passend für Felgenreöße [Zoll]: 14			03.0137-0514.2	650514	Ø 200 x 36 + HEB
1.2	63	03/11→							
1.2 LPG	63	11/12→							
1.3 D	55	07/11→							
1.3 D	70	07/11→							
1.4	74	07/11→							
1.4	76	12/12→							
1.6	85	03/11→							
1.6	89	12/12→							
<b> Seilzug, Feststellbremse</b>									
1.2	51	03/11→	➔	☑; → 12/11; Trommelbremse	2		24.3727-2903.2	582903	L= 1.390 L2= 1.390
1.2	63	03/11→							
1.3 D	55	07/11→							
1.3 D	70	07/11→							
1.4	74	07/11→							
1.6	85	03/11→							














	kw			 	! #		
<b>CHEVROLET - CAPTIVA (C100, C140) 06/06→</b>							
 <b>Bremsbackensatz, Feststellbremse</b>							
2.0 D	93	10/06→	➔			03.0137-3011.2 653011	Ø 188 x 26 - HEB
2.0 D	110	09/07→					
2.0 D	120	01/11→					
2.0 D 4WD	93	10/06→					
2.0 D 4WD	110	10/06→					
2.2 D	120	03/11→					
2.2 D	135	07/14→					
2.2 D 4WD	120	03/11→					
2.2 D 4WD	135	03/11→					
2.4	100	06/06→					
2.4	103	12/06→					
2.4	123	03/11→					
2.4	136	01/11→					
2.4 4WD	100	06/06→					
2.4 4WD	103	12/06→					
2.4 4WD	123	03/11→					
2.4 4WD	100	01/07→					
2.4 LPG 4WD	100	01/07→					
3.0 4WD	190	01/10→					
3.2 4WD	169	06/06→					
3.6 4WD	189	01/08→					
3.6 4WD	192	01/08→					
<b>CHEVROLET - COBALT 01/11→</b>							
 <b>Radbremszylinder</b>							
1.5	77	01/14→	➔			24.3219-1766.3 020555	Ø 19,05 ALU
 <b>Bremsbackensatz</b>							
1.5	77	01/14→	➔			03.0137-0514.2 650514	Ø 200 x 36 + HEB
<b>CHEVROLET - CRUZE (J300) 05/09→</b>							
 <b>Seilzug, Feststellbremse</b>							
1.6	80	05/09→	➔	<input type="checkbox"/>		24.3727-0794.2 580794	L= 1.812
1.6	83	05/09→	➔	<input type="checkbox"/>		24.3727-0795.2 580795	L= 1.814
1.6	86	12/12→	➔	<input type="checkbox"/>			
1.6	89	12/12→	➔	<input checked="" type="checkbox"/>	↓; Scheibenbremse	1 24.3727-0798.2 580798	L= 1.798
1.6	91	05/09→					
1.6 T	135	12/12→					
1.8	103	11/09→12/13					
1.8	104	05/09→					
2.0 CDI	90	05/09→					
2.0 CDI	92	05/09→					
2.0 CDI	110	05/09→					
<b>CHEVROLET - CRUZE Schrägheck (J305) 12/10→</b>							
 <b>Seilzug, Feststellbremse</b>							
1.6	80	01/12→	➔	<input type="checkbox"/>		24.3727-0794.2 580794	L= 1.812
1.6	86	12/12→	➔	<input type="checkbox"/>		24.3727-0795.2 580795	L= 1.814
1.6	89	12/12→	➔	<input type="checkbox"/>			
1.6	91	06/11→	➔	<input checked="" type="checkbox"/>	↓; Scheibenbremse	1 24.3727-0798.2 580798	L= 1.798
1.6 T	135	12/12→					
1.8	104	06/11→					
<b>CHEVROLET - CRUZE Station Wagon (J308) 08/12→</b>							
 <b>Seilzug, Feststellbremse</b>							
1.6	86	12/12→	➔	<input type="checkbox"/>		24.3727-0794.2 580794	L= 1.812
1.6	89	12/12→	➔	<input type="checkbox"/>		24.3727-0795.2 580795	L= 1.814
1.6	91	08/12→	➔	<input type="checkbox"/>			
1.6 T	135	12/12→	➔	<input checked="" type="checkbox"/>	↓; Scheibenbremse	1 24.3727-0798.2 580798	L= 1.798
1.8	104	08/12→					
<b>CHEVROLET - EPICA (KL1_) 01/05→</b>							
 <b>Bremsbackensatz, Feststellbremse</b>							
2.0	85	08/06→		→ 12/10		03.0137-3036.2 653036	Ø 168 x 26 + HEB
2.0	96	08/06→					
2.0	105	06/06→					
2.0 D	110	01/07→					
2.5	115	06/06→					
2.0	94	01/05→12/06				03.0137-3036.2 653036	Ø 168 x 26 + HEB
2.0	98	01/05→12/06					
<b>CHEVROLET - EVANDA 03/05→</b>							
 <b>Bremsbackensatz, Feststellbremse</b>							
2.0	96	03/05→	➔	→ 12/06		03.0137-3036.2 653036	Ø 168 x 26 + HEB


































	kW			 	! #		
<b>CHEVROLET - KALOS 03/05→</b>							
 <b>Radbremszylinder</b>							
1.2	53	03/05→	➔	→ 05/08		24.3219-1767.3 020552	Ø 19,05 GG
1.4	61	03/05→					
1.4 16V	69	03/05→					
1.6	77	06/06→05/08	➔			24.3219-1767.3 020552	Ø 19,05 GG
<b>Zubehörsatz, Bremsbacken</b>							
1.2	53	03/05→	➔	→ 05/08		03.0137-9167.2 669167	
1.4	61	03/05→					
1.4 16V	69	03/05→					
1.6	77	06/06→05/08	➔			03.0137-9167.2 669167	
 <b>Bremsbackensatz</b>							
1.2	53	03/05→	➔	→ 05/08		03.0137-0472.2 650472	Ø 200 x 36 + HEB
1.4	61	03/05→				03.0520-6619.3 696619	Ø 200 x 36 Ø 19,05 + RZ / + Zub TopKit
1.4 16V	69	03/05→					
1.6	77	06/06→05/08	➔			03.0137-0472.2 650472	Ø 200 x 36 + HEB
						03.0520-6619.3 696619	Ø 200 x 36 Ø 19,05 + RZ / + Zub TopKit
<b>CHEVROLET - KALOS Stufenheck 03/05→</b>							
 <b>Radbremszylinder</b>							
1.2	53	03/05→	➔	→ 05/08		24.3219-1767.3 020552	Ø 19,05 GG
1.4	61	03/05→					
1.4 16V	69	03/05→					
<b>Zubehörsatz, Bremsbacken</b>							
1.2	53	03/05→	➔	→ 05/08		03.0137-9167.2 669167	
1.4	61	03/05→					
1.4 16V	69	03/05→					
 <b>Bremsbackensatz</b>							
1.2	53	03/05→	➔	→ 05/08		03.0137-0472.2 650472	Ø 200 x 36 + HEB
1.4	61	03/05→				03.0520-6619.3 696619	Ø 200 x 36 Ø 19,05 + RZ / + Zub TopKit
1.4 16V	69	03/05→					
<b>CHEVROLET - LACETTI (J200) 03/03→</b>							
 <b>Bremsbackensatz, Feststellbremse</b>							
1.4 16V	70	03/05→		→ 12/10		03.0137-3036.2 653036	Ø 168 x 26 + HEB
1.6	80	03/05→					
1.8	89	08/05→					
1.8	90	03/05→					
2.0 D	89	01/07→					
1.8	67	03/05→12/09		08/05→		03.0137-3036.2 653036	Ø 168 x 26 + HEB
<b>CHEVROLET - LACETTI Kombi (J200) 03/05→</b>							
 <b>Bremsbackensatz, Feststellbremse</b>							
1.4	70	03/05→		→ 12/10		03.0137-3036.2 653036	Ø 168 x 26 + HEB
1.6	80	03/05→					
1.6 LPG	80	06/09→12/11					
1.8	89	08/05→					
2.0 D	89	01/07→					
<b>CHEVROLET - LACETTI Stufenheck 03/03→03/13</b>							
 <b>Bremsbackensatz, Feststellbremse</b>							
1.4	69	03/05→03/13		→ 12/10		03.0137-3036.2 653036	Ø 168 x 26 + HEB
1.6	80	03/05→03/13					
1.8	90	05/03→03/13					
<b>CHEVROLET - LANOS Stufenheck 11/05→</b>							
 <b>Radbremszylinder</b>							
1.4	55	11/05→	➔	→ 12/10		03.3217-3512.3 020032	Lucas Ø 17,46 GG
1.5	63	11/05→					
<b>Zubehörsatz, Bremsbacken</b>							
1.4	55	11/05→	➔	→ 12/10		03.0137-9167.2 669167	
1.5	63	11/05→					
1.6 16V	78	11/05→					
 <b>Bremstrommel</b>							
1.4	55	11/05→	➔	→ 12/10; + ABS		24.0220-0001.2 480013	Ø 200,0 x 53,5 / 201,3
1.5	63	11/05→					
↓							
















	kw			 	! #		
<b>CHEVROLET - LANOS Stufenheck 11/05→</b>							
 <b>Bremstrommel</b>							
1.6 16V	78	11/05→	➔	→ 12/10; - ABS	24.0220-0036.1	480149	Ø 200,0 x 52,5 / 201 - RLG / - ABS Ring
 <b>Bremsbackensatz</b>							
1.4	55	11/05→	➔	→ 12/10	03.0137-0267.2	650267	Ø 200 x 46 + HEB
1.5	63	11/05→					
1.6 16V	78	11/05→					
 <b>Seilzug, Feststellbremse</b>							
1.4	55	11/05→	➔	☐; → 12/10; Trommelbremse	24.3727-2900.2	582900	L= 1.655
1.5	63	11/05→					
1.6 16V	78	11/05→	➔	☐; → 12/10; Trommelbremse	24.3727-2901.2	582901	L= 1.587
<b>CHEVROLET - MATIZ (M200, M250) 03/05→</b>							
 <b>Radbremszylinder</b>							
0.8	38	03/05→	➔	→ 12/10	24.3217-1712.3	020475	Ø 17,46 GG
0.8 LPG	38	03/05→					
1.0	47	03/05→					
1.0	48	01/07→					
1.0	49	03/05→					
1.0 LPG	44	01/07→					
1.0 LPG	49	03/05→					
<b>Zubehörsatz, Bremsbacken</b>							
0.8	38	03/05→	➔	→ 12/10	03.0137-9260.2	669260	
0.8 LPG	38	03/05→					
1.0	47	03/05→					
1.0	48	01/07→					
1.0	49	03/05→					
1.0 LPG	44	01/07→					
1.0 LPG	49	03/05→					
 <b>Bremstrommel</b>							
0.8	38	03/05→	➔	→ 12/10	24.0218-0035.1	480146	Ø 180,0 x 40 / 182 - RLG / - ABS Ring
0.8 LPG	38	03/05→					
1.0	47	03/05→					
1.0	48	01/07→					
1.0	49	03/05→					
1.0 LPG	44	01/07→					
1.0 LPG	49	03/05→					
 <b>Bremsbackensatz</b>							
0.8	38	03/05→	➔	→ 12/10	03.0137-0363.2	650363	Ø 180 x 31 + HEB
0.8 LPG	38	03/05→			03.0520-4017.3	694017	Ø 180 x 31 Ø 17,46 + RZ / + Zub TopKit
1.0	47	03/05→					
1.0	48	01/07→					
1.0	49	03/05→					
1.0 LPG	44	01/07→					
1.0 LPG	49	03/05→					
<b>CHEVROLET - NUBIRA Kombi 01/05→</b>							
 <b>Radbremszylinder</b>							
1.5	78	01/05→	➔	→ 12/10	24.3220-1719.3	020448	Ø 20,64 ALU
1.6	80	03/05→					
1.8	89	08/05→					
1.8	90	03/05→					
2.0	88	01/05→					
2.0 D	89	01/07→					
<b>Zubehörsatz, Bremsbacken</b>							
1.5	78	01/05→	➔	→ 12/10	03.0137-9167.2	669167	
1.6	80	03/05→					
1.8	89	08/05→					
1.8	90	03/05→					
2.0	88	01/05→					
2.0 D	89	01/07→					
 <b>Bremstrommel</b>							
1.5	78	01/05→	➔	→ 12/10	24.0220-0001.2	480013	Ø 200,0 x 53,5 / 201,3
1.6	80	03/05→					
1.8	89	08/05→					
1.8	90	03/05→					
2.0	88	01/05→					
2.0 D	89	01/07→					
↓							











	kw			 	! #		
<b>CHEVROLET - NUBIRA Kombi 01/05→</b>							
 <b>Bremsbackensatz</b>							
1.5	78	01/05→	➔	→ 12/10		<b>03.0137-0267.2 650267</b>	Ø 200 x 46 + HEB
1.6	80	03/05→					
1.8	89	08/05→	➔	→ 12/10		<b>03.0520-8320.3 698320</b>	TRW Ø 200 x 46 Ø 20,64 + RZ / + Zub TopKit
1.8	90	03/05→					
2.0	88	01/05→					
2.0 D	89	01/07→					
 <b>Bremsbackensatz, Feststellbremse</b>							
1.5	78	01/05→		→ 12/10		<b>03.0137-3036.2 653036</b>	Ø 168 x 26 + HEB
1.6	80	03/05→					
1.8	89	08/05→					
1.8	90	03/05→					
2.0	88	01/05→					
2.0 D	89	01/07→					
<b>CHEVROLET - NUBIRA Stufenheck 01/05→</b>							
 <b>Radbremszylinder</b>							
1.4	69	01/05→	➔	→ 12/10		<b>24.3220-1719.3 020448</b>	Ø 20,64 ALU
1.4	70	01/06→					
1.5	78	01/05→					
1.6	76	01/10→					
1.6	80	03/05→					
1.8	89	01/06→					
1.8	90	03/05→					
2.0	88	01/05→					
2.0 D	89	01/05→					
<b>Zubehörsatz, Bremsbacken</b>							
1.4	69	01/05→	➔	→ 12/10		<b>03.0137-9167.2 669167</b>	
1.4	70	01/06→					
1.5	78	01/05→					
1.6	76	01/10→					
1.6	80	03/05→					
1.8	89	01/06→					
1.8	90	03/05→					
2.0	88	01/05→					
2.0 D	89	01/05→					
 <b>Bremstrommel</b>							
1.4	69	01/05→	➔	→ 12/10		<b>24.0220-0001.2 480013</b>	Ø 200,0 x 53,5 / 201,3
1.4	70	01/06→					
1.5	78	01/05→					
1.6	76	01/10→					
1.6	80	03/05→					
1.8	89	01/06→					
1.8	90	03/05→					
2.0	88	01/05→					
2.0 D	89	01/05→					
 <b>Bremsbackensatz</b>							
1.4	69	01/05→	➔	→ 12/10		<b>03.0137-0267.2 650267</b>	Ø 200 x 46 + HEB
1.4	70	01/06→					
1.5	78	01/05→	➔	→ 12/10		<b>03.0520-8320.3 698320</b>	TRW Ø 200 x 46 Ø 20,64 + RZ / + Zub TopKit
1.6	76	01/10→					
1.6	80	03/05→					
1.8	89	01/06→					
1.8	90	03/05→					
2.0	88	01/05→					
2.0 D	89	01/05→					
 <b>Bremsbackensatz, Feststellbremse</b>							
1.4	69	01/05→		→ 12/10		<b>03.0137-3036.2 653036</b>	Ø 168 x 26 + HEB
1.4	70	01/06→					
1.5	78	01/05→					
1.6	76	01/10→					
1.6	80	03/05→					
1.8	89	01/06→					
1.8	90	03/05→					
2.0	88	01/05→					
2.0 D	89	01/05→					
<b>CHEVROLET - REZZO 03/05→</b>							
 <b>Radbremszylinder</b>							
1.6	77	03/05→	➔	→ 05/09		<b>24.3220-1747.3 020583</b>	Ø 20,64 GG
1.6	79	08/05→					
2.0	89	03/05→					
2.0	90	08/05→					

	kw					! #		
<b>CHEVROLET - SPARK 05/05→</b>								
 <b>Radbremszylinder</b>								
0.8	37	05/05→	➔	→ 02/10			24.3217-1712.3 020475	Ø 17,46 GG
1.0 LPG	46	05/05→						
1.0 SX	44	06/09→						
1.0 SX	46	05/05→						
1.0 SX	49	05/05→						
<b>Zubehörsatz, Bremsbacken</b>								
0.8	37	05/05→	➔	→ 02/10			03.0137-9260.2 669260	
1.0 LPG	46	05/05→						
1.0 SX	44	06/09→						
1.0 SX	46	05/05→						
1.0 SX	49	05/05→						
 <b>Bremsbackensatz</b>								
0.8	37	05/05→	➔	→ 02/10			03.0137-0363.2 650363	Ø 180 x 31 + HEB
1.0 LPG	46	05/05→					03.0520-4017.3 694017	Ø 180 x 31 Ø 17,46 + RZ / + Zub TopKit
1.0 SX	44	06/09→						
1.0 SX	46	05/05→						
1.0 SX	49	05/05→						
<b>CHEVROLET - SPARK (M300) 12/09→</b>								
 <b>Radbremszylinder</b>								
1.0	50	03/10→	➔	→ 03/12			24.3219-1767.3 020552	Ø 19,05 GG
1.0 LPG	48	07/10→						
1.0 LPG	50	03/10→	➔	→ 04/12→			24.3220-1753.3 020598	Ø 20,64 GG
1.2	60	03/10→						
1.2	61	01/11→						
1.2 LPG	59	01/11→						
1.2 LPG	60	03/10→						
1.2	59	01/11→	➔	01/11→ 03/12			24.3219-1767.3 020552	Ø 19,05 GG
			➔	→ 04/12→			24.3220-1753.3 020598	Ø 20,64 GG
<b>Zubehörsatz, Bremsbacken</b>								
1.0	50	03/10→	➔				03.0137-9314.2 669314	
1.0 LPG	48	07/10→						
1.0 LPG	50	03/10→						
1.2	60	03/10→						
1.2	61	01/11→						
1.2 LPG	59	01/11→						
1.2 LPG	60	03/10→						
1.2	59	01/11→	➔	01/11→			03.0137-9314.2 669314	
 <b>Bremstrommel</b>								
1.0	50	03/10→	➔				24.0220-0048.1 480318	Ø 200,0 x 40,5 / 201
1.0 LPG	48	07/10→						
1.0 LPG	50	03/10→						
1.2	60	03/10→						
1.2	61	01/11→						
1.2 LPG	59	01/11→						
1.2 LPG	60	03/10→						
1.2	59	01/11→	➔	01/11→			24.0220-0048.1 480318	Ø 200,0 x 40,5 / 201
 <b>Bremsbackensatz</b>								
1.0	50	03/10→	➔				03.0137-0472.2 650472	Ø 200 x 36 + HEB
1.0 LPG	48	07/10→						
1.0 LPG	50	03/10→	➔	→ 03/12			03.0520-6619.3 696619	Ø 200 x 36 Ø 19,05 + RZ / + Zub TopKit
1.2	60	03/10→						
1.2	61	01/11→						
1.2 LPG	59	01/11→						
1.2 LPG	60	03/10→						
1.2	59	01/11→	➔	01/11→			03.0137-0472.2 650472	Ø 200 x 36 + HEB
			➔	01/11→ 03/12			03.0520-6619.3 696619	Ø 200 x 36 Ø 19,05 + RZ / + Zub TopKit
<b>CHEVROLET - TIGRA 08/97→09/01</b>								
 <b>Radbremszylinder</b>								
1.6	73	09/98→12/99	➔	→ 12/98	2		24.3219-1767.3 020552	Ø 19,05 GG
<b>Zubehörsatz, Bremsbacken</b>								
1.6	73	09/98→12/99	➔				03.0137-9166.2 669166	
↓								












	kw					! #		
<b>CHEVROLET - TIGRA 08/97→09/01</b>								
 <b>Bremstrommel</b>								
1.6	73	09/98→12/99	➔			24.0220-0033.2	480132	Ø 200,0 x 35 / 201 - RLG / + ABS Ring
 <b>Bremsbackensatz</b>								
1.6	73	09/98→12/99	➔			03.0137-0266.2	650266	Ø 200 x 29 + HEB
			➔			03.0420-1019.3	681019	TRW Ø 200 x 29 Ø 19,05 + RZ / + Zub Kit
						03.0520-1019.3	691019	TRW Ø 200 x 29 Ø 19,05 + RZ / + Zub TopKit
 <b>Seilzug, Feststellbremse</b>								
1.6	73	09/98→12/99	➔	☐		24.3727-0743.2	580743	L= 1.373 + Zub
			➔	☐		24.3727-0744.2	580744	L= 1.078 + Zub
<b>CHEVROLET - VECTRA 03/96→11/06</b>								
 <b>Bremsbackensatz, Feststellbremse</b>								
2.0	81	03/96→12/05				03.0137-0172.2	650172	Ø 160 x 25
2.0	100	03/96→04/98						
2.2	91	05/98→07/04						
2.2	102	05/98→12/05						
<b>Zubehörsatz, Feststellbremsbacken</b>								
2.0	81	03/96→12/05				03.0137-9243.2	669243	
2.0	100	03/96→04/98						
2.2	91	05/98→07/04						
2.2	102	05/98→12/05						
 <b>Seilzug, Feststellbremse</b>								
2.0	81	03/96→12/05		☐		24.3727-0751.2	580751	L= 1.455 L2= 1.455 + Zub
2.0	100	03/96→04/98	←	⬆		24.3727-0748.2	580748	L= 279 + Zub
			➔	⬇		24.3727-0754.2	580754	L= 128 + Zub
2.2	91	05/98→07/04	➔	⬇		24.3727-0754.2	580754	L= 128 + Zub
2.2	102	05/98→12/05						
<b>CHRYSLER - 300C 09/10→</b>								
 <b>Bremsbackensatz, Feststellbremse</b>								
3.0 CRD	176	09/11→	➔	→ 11/12		03.0137-4014.2	654014	Ø 183 x 31 + Zub
6.4	401	01/12→						
<b>Zubehörsatz, Feststellbremsbacken</b>								
3.0 CRD	176	09/11→	➔	→ 11/12		03.0137-9269.2	669269	
6.4	401	01/12→						
<b>CHRYSLER - 300 C (LX) 09/04→</b>								
 <b>Bremsbackensatz, Feststellbremse</b>								
2.7	130	01/07→11/12	➔			03.0137-4014.2	654014	Ø 183 x 31 + Zub
2.7	142	09/04→11/12						
3.0 CRD	160	09/05→11/12						
3.0 V6 CRD	155	11/10→11/12						
3.5	183	09/04→11/12						
3.5	186	01/05→12/10						
5.7	250	09/04→12/08						
5.7	256	12/09→11/12						
6.1 SRT8	317	06/05→11/12						
<b>Zubehörsatz, Feststellbremsbacken</b>								
2.7	130	01/07→11/12	➔			03.0137-9269.2	669269	
2.7	142	09/04→11/12						
3.0 CRD	160	09/05→11/12						
3.0 V6 CRD	155	11/10→11/12						
3.5	183	09/04→11/12						
3.5	186	01/05→12/10						
5.7	250	09/04→12/08						
5.7	256	12/09→11/12						
6.1 SRT8	317	06/05→11/12						
<b>CHRYSLER - 300 C Touring (LX) 09/04→12/10</b>								
 <b>Bremsbackensatz, Feststellbremse</b>								
2.7	130	01/07→12/10				03.0137-4014.2	654014	Ø 183 x 31 + Zub
2.7	142	09/04→12/10						
3.0 CRD	160	09/05→12/10						
3.5	183	09/04→12/10						
↓								










	kw			 	! #		
<b>CHRYSLER - 300 C Touring (LX) 09/04→12/10</b>							
 <b>Bremsbackensatz, Feststellbremse</b>							
3.5 AWD	183	09/04→12/10				03.0137-4014.2 654014	Ø 183 x 31 + Zub
5.7	250	09/04→12/10					
5.7 AWD	250	04/05→12/10					
6.1 SRT8	317	06/05→12/10					
<b>Zubehörsatz, Feststellbremsbacken</b>							
2.7	130	01/07→12/10				03.0137-9269.2 669269	
2.7	142	09/04→12/10					
3.0 CRD	160	09/05→12/10					
3.5	183	09/04→12/10					
3.5 AWD	183	09/04→12/10					
5.7	250	09/04→12/10					
5.7 AWD	250	04/05→12/10					
6.1 SRT8	317	06/05→12/10					
<b>CHRYSLER - CROSSFIRE 07/03→12/08</b>							
 <b>Bremsbackensatz, Feststellbremse</b>							
3.2	160	07/03→12/08	➡	→ 01/08		03.0137-4013.2 654013	Ø 164 x 20 + Zub
SRT-6	246	09/04→12/07	➡	→ 08/06		03.0137-4013.2 654013	Ø 164 x 20 + Zub
<b>CHRYSLER - CROSSFIRE Roadster 05/04→12/08</b>							
 <b>Bremsbackensatz, Feststellbremse</b>							
3.2	160	05/04→12/08	➡	→ 01/08		03.0137-4013.2 654013	Ø 164 x 20 + Zub
SRT-6	246	09/04→12/06	➡	→ 08/06		03.0137-4013.2 654013	Ø 164 x 20 + Zub
<b>CHRYSLER - DELTA 08/11→</b>							
 <b>Seilzug, Feststellbremse</b>							
1.4	88	08/11→	➡	<input type="checkbox"/> ; Scheibenbremse		24.3727-3001.2 583001	L= 1.902
1.4 16V	103	08/11→	➡	<input type="checkbox"/> ; Scheibenbremse		24.3727-3002.2 583002	L= 1.760
1.6 D Multijet	88	08/11→	➡	<input type="checkbox"/> ; Scheibenbremse			
2.0 D Multijet	121	08/11→	➡	<input type="checkbox"/> ; Scheibenbremse			
<b>CHRYSLER - PT CRUISER (PT_) 06/00→12/10</b>							
 <b>Bremsbackensatz, Feststellbremse</b>							
1.6	85	11/01→12/10		→ 09/10; + ABS		03.0137-3018.2 653018	Ø 172 x 22 - HEB
2.0	100	10/04→12/10		→ 09/10		03.0137-3018.2 653018	Ø 172 x 22 - HEB
2.0	104	06/00→12/10					
2.2 CRD	89	03/02→12/10					
2.2 CRD	110	08/05→12/10					
2.4	105	08/05→12/10					
2.4	110	06/00→12/10					
2.4	169	09/04→12/10					
GT 2.4	164	08/03→12/10					
<b>CHRYSLER - PT CRUISER Cabriolet 06/00→12/10</b>							
 <b>Bremsbackensatz, Feststellbremse</b>							
2.4	105	03/04→03/08				03.0137-3018.2 653018	Ø 172 x 22 - HEB
2.4 GT	164	03/04→03/08					
<b>CHRYSLER - SEBRING (JR) 09/00→06/07</b>							
 <b>Bremsbackensatz, Feststellbremse</b>							
2.0	104	04/01→06/07				03.0137-3018.2 653018	Ø 172 x 22 - HEB
2.4	105	04/01→06/07					
2.4	112	04/01→06/07					
2.4 Turbo	164	09/01→06/07					
2.7 V6 24V	149	04/01→06/07					
<b>CHRYSLER - SEBRING (JS) 09/06→12/10</b>							
 <b>Bremsbackensatz, Feststellbremse</b>							
2.0 CRD	103	07/07→12/10		+ ABS		03.0137-3023.2 653023	Ø 170 x 32 - HEB
2.0 VVT	115	07/07→12/10					
2.4 VVT	125	07/07→12/10					
2.7	138	07/07→12/10					
2.7 VVT	137	07/07→09/10					
3.5 AWD	175	11/07→12/10					
2.4	128	05/07→12/10		07/07→; + ABS		03.0137-3023.2 653023	Ø 170 x 32 - HEB
2.7 VVT	141	09/06→12/10					
<b>CHRYSLER - SEBRING Cabriolet (JR) 04/01→06/07</b>							
 <b>Bremsbackensatz, Feststellbremse</b>							
2.0	104	04/01→06/07				03.0137-3018.2 653018	Ø 172 x 22 - HEB

	kw					! #		
<b>CHRYSLER - SEBRING Cabriolet (JR) 04/01→06/07</b>								
 <b>Bremsbackensatz, Feststellbremse</b>								
2.4	112	04/01→06/07					03.0137-3018.2 653018	Ø 172 x 22 - HEB
2.4 Turbo	164	09/01→06/07						
2.7 V6 24V	149	04/01→06/07						
<b>CHRYSLER - SEBRING Cabriolet (JS) 05/07→12/10</b>								
 <b>Bremsbackensatz, Feststellbremse</b>								
2.0 CRD	103	07/07→12/10			+ ABS		03.0137-3023.2 653023	Ø 170 x 32 - HEB
2.4 VVT	125	07/07→12/10						
2.7	137	07/07→12/10						
2.7 VVT	141	07/07→12/10						
<b>CHRYSLER - VOYAGER / GRAND VOYAGER III (GS) 01/95→03/01</b>								
 <b>Bremsbackensatz, Feststellbremse</b>								
3.8 i AWD	131	01/95→03/01					03.0137-3037.2 653037	Ø 180 x 30 - HEB
<b>CHRYSLER - VOYAGER II (ES) 08/90→09/95</b>								
 <b>Radbremsszylinder</b>								
2.5 i	72	01/91→09/95	➔				24.3220-1748.3 020584	Ø 20,64 ALU
2.5 i	74	08/90→09/95						
2.5 TD	85	01/92→09/95						
2.5 TD	87	01/92→09/95						
3.0	104	10/90→09/95						
3.0 i	108	01/91→09/95						
3.3 i	110	08/90→09/95						
3.3 i	120	08/90→09/95						
<b>CHRYSLER - VOYAGER IV (RG, RS) 09/99→12/08</b>								
 <b>Bremsbackensatz, Feststellbremse</b>								
2.4	108	02/00→12/08					03.0137-3037.2 653037	Ø 180 x 30 - HEB
2.5 CRD	88	08/05→12/08						
2.5 CRD	105	02/00→12/08						
2.8 CRD	110	06/04→12/08						
3.3	128	02/00→12/08						
3.3	132	09/03→12/08						
3.3 AWD	128	02/00→12/08						
3.3 Flex-Fuel	128	02/00→12/08						
3.8	160	02/00→12/08						
3.8 AWD	160	02/00→12/08						
<b>CHRYSLER - YPSILON 05/11→</b>								
 <b>Radbremsszylinder</b>								
0.9 Twinair	63	05/11→	➔				24.3220-1728.3 020509	Ø 20,64 ALU
1.2	51	05/11→						
1.3 Multijet	70	05/11→						
<b>Zubehörsatz, Bremsbacken</b>								
0.9 Twinair	63	05/11→	➔				03.0137-9310.2 669310	AP
1.2	51	05/11→						
1.3 Multijet	70	05/11→						
 <b>Bremsbackensatz</b>								
0.9 Twinair	63	05/11→	➔				03.0137-0479.2 650479	AP Ø 203 x 38 + HEB
1.2	51	05/11→					03.0521-0620.3 690111	Ø 203 x 39 Ø 20,64 + RZ / + Zub TopKit
1.3 Multijet	70	05/11→						
<b>CITROËN - AX (ZA-) 07/86→12/98</b>								
 <b>Radbremsszylinder</b>								
1.4 GTi	66	08/91→12/96	➔	<input type="checkbox"/>	- ABS		24.3219-1609.3 020319	Ø 19,05 GG
1.4 GTi	69	06/91→12/96	➔	<input type="checkbox"/>	- ABS		24.3219-1610.3 020320	Ø 19,05 GG
			➔		+ ABS		24.3220-1117.3 020314	Ø 20,64 GG
10	33	07/86→12/98	➔		für Fahrzeuge mit Bremskraftregler	2	24.3219-1119.3 020333	Ø 19,05 GG
			➔	<input type="checkbox"/>	für Fahrzeuge mit Bremskraftregler		24.3219-1603.3 020200	Ø 19,05 GG
			➔	<input type="checkbox"/>	für Fahrzeuge mit Bremskraftregler		24.3219-1604.3 020201	Ø 19,05 GG
10	37	02/87→12/98	➔		07/92→; für Fahrzeuge mit Bremskraftregler	2	24.3219-1119.3 020333	Ø 19,05 GG
			➔	<input type="checkbox"/>	07/92→; für Fahrzeuge mit Bremskraftregler		24.3219-1603.3 020200	Ø 19,05 GG
			➔	<input type="checkbox"/>	07/92→; für Fahrzeuge mit Bremskraftregler		24.3219-1604.3 020201	Ø 19,05 GG
11	44	09/86→12/97	➔		10/89→	2	24.3219-1119.3 020333	Ø 19,05 GG
↓								











	kW			 	! #		
<b>CITROËN - AX (ZA-) 07/86→12/98</b>							
<b> Radbremszylinder</b>							
11	44	09/86→12/97	➔	☐; 10/89→		24.3219-1603.3 020200	Ø 19,05 GG
			➔	☐; 10/89→		24.3219-1604.3 020201	Ø 19,05 GG
14	55	04/87→04/97	➔	☐; 03/89→ 12/96		24.3219-1609.3 020319	Ø 19,05 GG
			➔	☐; 03/89→ 12/96		24.3219-1610.3 020320	Ø 19,05 GG
14 D	37	08/91→12/97	➔		2	24.3219-1119.3 020333	Ø 19,05 GG
15 D	40	08/94→12/97	➔				
15 D	43	08/94→12/97	➔	☐		24.3219-1603.3 020200	Ø 19,05 GG
Electric	25	04/93→10/96	➔				
Electric	28	11/96→04/97	➔	☐		24.3219-1604.3 020201	Ø 19,05 GG
<b>Zubehörsatz, Bremsbacken</b>							
1.4 GTi	66	08/91→12/96	➔			03.0137-9055.2 669055	BDX
1.4 GTi	69	06/91→12/96	➔				
10	33	07/86→12/98	➔			03.0137-9079.2 669079	
14 D	37	08/91→12/97	➔				
15 D	40	08/94→12/97	➔				
15 D	43	08/94→12/97	➔				
Electric	25	04/93→10/96	➔				
Electric	28	11/96→04/97	➔				
10	37	02/87→12/98	➔	07/92→		03.0137-9079.2 669079	
11	44	09/86→12/97	➔	10/89→		03.0137-9079.2 669079	
14	55	04/87→04/97	➔	03/89→ 12/96		03.0137-9055.2 669055	BDX
14 4x4	55	08/91→12/96	➔			03.0137-9125.2 669125	BDX
<b> Bremstrommel</b>							
1.4 GTi	66	08/91→12/96	➔			24.0218-0020.1 480074	Ø 180,0 x 46 / 181
1.4 GTi	69	06/91→12/96	➔			24.0218-0720.2 480205	- RLG / - ABS Ring Ø 180,0 x 46 / 181 + RLG / - ABS Ring
10	33	07/86→12/98	➔			24.0216-5001.1 480001	Ø 165,0 x 38,5 / 166 - RLG
14 D	37	08/91→12/97	➔			24.0216-5701.2 480212	Ø 165,0 x 38,5 / 166 + RLG
15 D	40	08/94→12/97	➔				
15 D	43	08/94→12/97	➔				
Electric	25	04/93→10/96	➔				
Electric	28	11/96→04/97	➔				
10	37	02/87→12/98	➔	07/92→		24.0216-5001.1 480001	Ø 165,0 x 38,5 / 166 - RLG
						24.0216-5701.2 480212	Ø 165,0 x 38,5 / 166 + RLG
11	44	09/86→12/97	➔	10/89→		24.0216-5001.1 480001	Ø 165,0 x 38,5 / 166 - RLG
						24.0216-5701.2 480212	Ø 165,0 x 38,5 / 166 + RLG
14	55	04/87→04/97	➔	03/89→ 12/96		24.0218-0020.1 480074	Ø 180,0 x 46 / 181
						24.0218-0720.2 480205	- RLG / - ABS Ring Ø 180,0 x 46 / 181 + RLG / - ABS Ring
<b> Bremsbackensatz</b>							
1.4 GTi	66	08/91→12/96	➔			03.0137-0196.2 650196	BDX Ø 180 x 32
1.4 GTi	69	06/91→12/96	➔				
10	33	07/86→12/98	➔			03.0137-0195.2 650195	Ø 164 x 32
14 D	37	08/91→12/97	➔				
15 D	40	08/94→12/97	➔	+ RZR		03.0420-0519.3 680519	BDX Ø 164 x 32 Ø 19,05 + RZ / + Zub Kit
15 D	43	08/94→12/97	➔			03.0520-0519.3 690519	BDX Ø 164 x 32 Ø 19,05 + RZ / + Zub TopKit
			➔	- RZR		03.0520-0719.3 690719	BDX Ø 164 x 32 Ø 19,05 + RZ / + Zub TopKit
10	37	02/87→12/98	➔	07/92→		03.0137-0195.2 650195	Ø 164 x 32
			➔	07/92→; + RZR		03.0420-0519.3 680519	BDX Ø 164 x 32 Ø 19,05 + RZ / + Zub Kit
						03.0520-0519.3 690519	BDX Ø 164 x 32 Ø 19,05 + RZ / + Zub TopKit
			➔	07/92→; - RZR		03.0520-0719.3 690719	BDX Ø 164 x 32 Ø 19,05 + RZ / + Zub TopKit
11	44	09/86→12/97	➔	10/89→		03.0137-0195.2 650195	Ø 164 x 32
			➔	10/89→; + RZR		03.0420-0519.3 680519	BDX Ø 164 x 32 Ø 19,05 + RZ / + Zub Kit
						03.0520-0519.3 690519	BDX Ø 164 x 32 Ø 19,05 + RZ / + Zub TopKit
			➔	10/89→; - RZR		03.0520-0719.3 690719	BDX Ø 164 x 32 Ø 19,05 + RZ / + Zub TopKit
↓							




















	kw			 	! #		
<b>CITROËN - AX (ZA-) 07/86→12/98</b>							
 <b>Bremsbackensatz</b>							
14	55	04/87→04/97	➔	03/89→ 12/96		<b>03.0137-0196.2 650196</b>	BDX Ø 180 x 32
14 4x4	55	08/91→12/96	➔			<b>03.0137-0211.2 650211</b>	BDX Ø 203 x 39
Electric	25	04/93→10/96	➔			<b>03.0137-0195.2 650195</b>	Ø 164 x 32
Electric	28	11/96→04/97					
 <b>Seilzug, Feststellbremse</b>							
1.4 GTi	66	08/91→12/96	➔	↓; Trommelbremse	2	<b>24.3727-0303.2 580303</b>	L= 1.395
1.4 GTi	69	06/91→12/96					
10	33	07/86→12/98					
14 D	37	08/91→12/97					
15 D	40	08/94→12/97					
15 D	43	08/94→12/97					
10	37	02/87→12/98	➔	↓; 07/92→; Trommelbremse	2	<b>24.3727-0303.2 580303</b>	L= 1.395
11	44	09/86→12/97	➔	↓; 10/89→; Trommelbremse	2	<b>24.3727-0303.2 580303</b>	L= 1.395
14	55	04/87→04/97	➔	↓; 03/89→ 12/96; Trommelbremse	2	<b>24.3727-0303.2 580303</b>	L= 1.395
<b>CITROËN - BERLINGO (B9) 04/08→</b>							
 <b>Seilzug, Feststellbremse</b>							
1.6	66	04/08→	➔	↓; →Orga 14083; Scheibenbremse	2	<b>24.3727-0853.2 580853</b>	L= 2.398
1.6	80	04/08→					
1.6 BlueHDi 100	73	12/14→					
1.6 BlueHDi 120	88	12/14→					
1.6 HDi 110	80	04/08→					
1.6 HDi 110	82	07/10→					
1.6 HDi 115	84	07/10→					
1.6 HDi 115 4x4	84	02/12→					
1.6 HDi 75 16V	55	04/08→					
1.6 HDi 90	66	04/08→					
1.6 HDi 90	68	07/10→					
1.6 HDi 90 4x4	66	02/12→					
1.6 VTi 120	88	11/09→					
1.6 VTi 95	72	07/10→					
1.6 HDi 75 / BlueHDi 75	55	04/08→	➔	↓; 04/15→; →Orga 14083; Scheibenbremse	2	<b>24.3727-0853.2 580853</b>	L= 2.398
<b>CITROËN - BERLINGO (MF) 07/96→12/11</b>							
 <b>Radbremszylinder</b>							
1.1 i (MFHDZ, MFHFX)	44	07/96→05/08	➔	→ 03/08		<b>24.3222-1734.3 020539</b>	TRW Ø 22,2 ALU
1.4 bivalent	48	11/02→12/11					
1.4 i (MFKFX, MFKFW)	55	07/96→10/08					
1.4 i bivalent (MFKFW)	55	04/03→10/08					
1.6 HDi 75 (MF9HW)	55	07/05→12/11					
1.4	53	11/02→10/05	➔			<b>24.3222-1734.3 020539</b>	TRW Ø 22,2 ALU
1.4 bivalent	53	11/02→10/05					
1.8 D (MFA9A)	43	07/98→10/02					
1.8 i (MFLFX)	66	05/97→10/02					
1.9 D (MFDJY)	50	07/96→12/03					
1.9 D (MFWJZ)	51	07/98→10/05					
1.9 D 4WD (MFWJZ)	51	07/98→10/05					
electrique	16	01/00→10/02					
1.6 16V (MFNFU)	80	10/00→12/11	➔	→ 03/08; - ESP		<b>24.3222-1734.3 020539</b>	TRW Ø 22,2 ALU
1.6 16V (MFNFU)	81	11/02→10/08					
1.6 HDi 110	80	08/05→12/11					
1.6 HDi 90 (MF9HX)	66	07/05→05/08					
1.8 i 4WD (MFLFX)	66	04/97→10/01	➔	05/97→		<b>24.3222-1734.3 020539</b>	TRW Ø 22,2 ALU
1.9 D (MFDJY)	51	07/96→10/99	➔	07/98→		<b>24.3222-1734.3 020539</b>	TRW Ø 22,2 ALU
2.0 HDi 4x4 (MFRHY)	66	11/02→10/05	➔	- ESP		<b>24.3222-1734.3 020539</b>	TRW Ø 22,2 ALU
2.0 HDi 90 (MFRHY)	66	12/99→10/05					
Electric	28	01/98→12/05	➔	11/02→		<b>24.3222-1734.3 020539</b>	TRW Ø 22,2 ALU
<b>Zubehörsatz, Bremsbacken</b>							
1.1 i (MFHDZ, MFHFX)	44	07/96→05/08	➔	→ 03/08		<b>03.0137-9220.2 669220</b>	TRW
1.4 bivalent	48	11/02→12/11					
1.4 i (MFKFX, MFKFW)	55	07/96→10/08					
1.4 i bivalent (MFKFW)	55	04/03→10/08					
1.6 HDi 75 (MF9HW)	55	07/05→12/11					
1.4	53	11/02→10/05	➔			<b>03.0137-9220.2 669220</b>	TRW
1.4 bivalent	53	11/02→10/05					
1.8 D (MFA9A)	43	07/98→10/02					
1.8 i (MFLFX)	66	05/97→10/02					
1.9 D (MFDJY)	50	07/96→12/03					
1.9 D (MFWJZ)	51	07/98→10/05					
1.9 D 4WD (MFWJZ)	51	07/98→10/05					
electrique	16	01/00→10/02					
↓							


















	kw			 	! #		
<b>CITROËN - BERLINGO (MF) 07/96→12/11</b>							
<b>Zubehörsatz, Bremsbacken</b>							
1.6 16V (MFNFU)	80	10/00→12/11	➡	→ 03/08; - ESP		03.0137-9220.2 669220	TRW
1.6 16V (MFNFU)	81	11/02→10/08					
1.6 HDI 110	80	08/05→12/11					
1.6 HDI 90 (MF9HX)	66	07/05→05/08					
1.8 i 4WD (MFLFX)	66	04/97→10/01	➡	05/97→		03.0137-9220.2 669220	TRW
1.9 D (MFDJY)	51	07/96→10/99	➡	07/98→		03.0137-9220.2 669220	TRW
2.0 HDi 4x4 (MFRHY)	66	11/02→10/05	➡	- ESP		03.0137-9220.2 669220	TRW
2.0 HDI 90 (MFRHY)	66	12/99→10/05					
Electric	28	01/98→12/05	➡	11/02→		03.0137-9220.2 669220	TRW
<b> Bremstrommel</b>							
1.1 i (MFHDZ, MFHFX)	44	07/96→05/08	➡	→ 03/08		24.0222-8017.1 480071	Ø 229,0 x 50,8 / 230
1.4 bivalent	48	11/02→12/11					
1.4 i (MFKFX, MFKFW)	55	07/96→10/08					
1.4 i bivalent (MFKFW)	55	04/03→10/08					
1.6 HDI 75 (MF9HW)	55	07/05→12/11					
1.4	53	11/02→10/05	➡			24.0222-8017.1 480071	Ø 229,0 x 50,8 / 230
1.4 bivalent	53	11/02→10/05					
1.8 D (MFA9A)	43	07/98→10/02					
1.8 i (MFLFX)	66	05/97→10/02					
1.9 D (MFDJY)	50	07/96→12/03					
1.9 D (MFWJZ)	51	07/98→10/05					
1.9 D 4WD (MFWJZ)	51	07/98→10/05					
electrique	16	01/00→10/02					
1.6 16V (MFNFU)	80	10/00→12/11	➡	→ 03/08; - ESP		24.0222-8017.1 480071	Ø 229,0 x 50,8 / 230
1.6 16V (MFNFU)	81	11/02→10/08					
1.6 HDI 110	80	08/05→12/11					
1.6 HDI 90 (MF9HX)	66	07/05→05/08					
1.8 i 4WD (MFLFX)	66	04/97→10/01	➡	05/97→		24.0222-8017.1 480071	Ø 229,0 x 50,8 / 230
1.9 D (MFDJY)	51	07/96→10/99	➡	07/98→		24.0222-8017.1 480071	Ø 229,0 x 50,8 / 230
2.0 HDi 4x4 (MFRHY)	66	11/02→10/05	➡	- ESP		24.0222-8017.1 480071	Ø 229,0 x 50,8 / 230
2.0 HDI 90 (MFRHY)	66	12/99→10/05					
Electric	28	01/98→12/05	➡	11/02→		24.0222-8017.1 480071	Ø 229,0 x 50,8 / 230
<b> Bremsbackensatz</b>							
1.1 i (MFHDZ, MFHFX)	44	07/96→05/08	➡	→ 03/08		03.0137-0341.2 650341	TRW Ø 229 x 42 + HEB
1.4 i (MFKFX, MFKFW)	55	07/96→10/08	➡	→Orga 08000		03.0520-6322.3 696322	TRW Ø 229 x 42 Ø 22,2 + RZ / + Zub TopKit
			➡	Orga 08001→; → 03/08		03.0520-6322.3 696322	TRW Ø 229 x 42 Ø 22,2 + RZ / + Zub TopKit
1.4	53	11/02→10/05	➡			03.0137-0341.2 650341	TRW Ø 229 x 42 + HEB
1.4 bivalent	53	11/02→10/05					
electrique	16	01/00→10/02				03.0520-6322.3 696322	TRW Ø 229 x 42 Ø 22,2 + RZ / + Zub TopKit
1.4 bivalent	48	11/02→12/11	➡	→ 03/08		03.0137-0341.2 650341	TRW Ø 229 x 42 + HEB
1.4 i bivalent (MFKFW)	55	04/03→10/08				03.0520-6322.3 696322	TRW Ø 229 x 42 Ø 22,2 + RZ / + Zub TopKit
1.6 HDI 75 (MF9HW)	55	07/05→12/11					
1.6 16V (MFNFU)	80	10/00→12/11	➡	→ 03/08; - ESP		03.0137-0341.2 650341	TRW Ø 229 x 42 + HEB
1.6 16V (MFNFU)	81	11/02→10/08				03.0520-6322.3 696322	TRW Ø 229 x 42 Ø 22,2 + RZ / + Zub TopKit
1.6 HDI 110	80	08/05→12/11					
1.6 HDI 90 (MF9HX)	66	07/05→05/08					
1.8 D (MFA9A)	43	07/98→10/02	➡			03.0137-0341.2 650341	TRW Ø 229 x 42 + HEB
1.8 i (MFLFX)	66	05/97→10/02					
1.9 D (MFDJY)	50	07/96→12/03	➡	Orga 08001→		03.0520-6322.3 696322	TRW Ø 229 x 42 Ø 22,2 + RZ / + Zub TopKit
1.9 D (MFWJZ)	51	07/98→10/05					
1.9 D 4WD (MFWJZ)	51	07/98→10/05	➡	→Orga 08000		03.0520-6322.3 696322	TRW Ø 229 x 42 Ø 22,2 + RZ / + Zub TopKit
1.8 i 4WD (MFLFX)	66	04/97→10/01	➡	05/97→		03.0137-0341.2 650341	TRW Ø 229 x 42 + HEB
			➡	05/97→; →Orga 08000		03.0520-6322.3 696322	TRW Ø 229 x 42 Ø 22,2 + RZ / + Zub TopKit
			➡	Orga 08001→		03.0520-6322.3 696322	TRW Ø 229 x 42 Ø 22,2 + RZ / + Zub TopKit
1.9 D (MFDJY)	51	07/96→10/99	➡	07/98→		03.0137-0341.2 650341	TRW Ø 229 x 42 + HEB
			➡	Orga 08001→		03.0520-6322.3 696322	TRW Ø 229 x 42 Ø 22,2 + RZ / + Zub TopKit
			➡	07/98→; →Orga 08000		03.0520-6322.3 696322	TRW Ø 229 x 42 Ø 22,2 + RZ / + Zub TopKit
2.0 HDi 4x4 (MFRHY)	66	11/02→10/05	➡	- ESP		03.0137-0341.2 650341	TRW Ø 229 x 42 + HEB
2.0 HDI 90 (MFRHY)	66	12/99→10/05				03.0520-6322.3 696322	TRW Ø 229 x 42 Ø 22,2 + RZ / + Zub TopKit
Electric	28	01/98→12/05	➡	11/02→		03.0137-0341.2 650341	TRW Ø 229 x 42 + HEB
↓							




























	kw					! #		
<b>CITROËN - BERLINGO (MF) 07/96→12/11</b>								
<b> Bremsbackensatz</b>								
Electric	28	01/98→12/05	➔	11/02→		03.0520-6322.3	696322	TRW Ø 229 x 42 Ø 22,2 + RZ / + Zub TopKit
<b> Seilzug, Feststellbremse</b>								
1.1 i (MFHDZ, MFHFX)	44	07/96→05/08	➔	<input type="checkbox"/> Orga 08394→; → 03/08; Trommelbremse		24.3727-0314.2	580314	L= 1.745
1.4 i (MFKFX, MFKFW)	55	07/96→10/08	➔	<input type="checkbox"/> →Orga 08393; Trommelbremse		24.3727-0314.2	580314	L= 1.745
			➔	<input type="checkbox"/> →Orga 08393; Trommelbremse		24.3727-0315.2	580315	L= 1.818
			➔	<input type="checkbox"/> Orga 08394→; → 03/08; Trommelbremse		24.3727-0339.2	580339	L= 1.850
1.4	53	11/02→10/05	➔	<input type="checkbox"/> Trommelbremse		24.3727-0314.2	580314	L= 1.745
1.4 bivalent	53	11/02→10/05	➔	<input type="checkbox"/> Trommelbremse		24.3727-0339.2	580339	L= 1.850
1.4 bivalent	48	11/02→12/11	➔	<input type="checkbox"/> → 03/08; Trommelbremse		24.3727-0314.2	580314	L= 1.745
1.4 i bivalent (MFKFW)	55	04/03→10/08	➔	<input type="checkbox"/> → 03/08; Trommelbremse		24.3727-0339.2	580339	L= 1.850
1.6 HDI 75 (MF9HW)	55	07/05→12/11	➔	<input type="checkbox"/> → 03/08; Trommelbremse		24.3727-0339.2	580339	L= 1.850
1.6 16V (MFNFU)	80	10/00→12/11	➔	<input type="checkbox"/> Orga 08394→; → 03/08; - ESP; Trommelbremse		24.3727-0314.2	580314	L= 1.745
1.6 16V (MFNFU)	81	11/02→10/08	➔	<input type="checkbox"/> Orga 08394→; → 03/08; - ESP; Trommelbremse		24.3727-0339.2	580339	L= 1.850
			➔	<input type="checkbox"/> → 03/08; + ESP; Scheibenbremse		24.3727-0347.2	580347	L= 1.923
			➔	<input type="checkbox"/> → 03/08; + ESP; Scheibenbremse		24.3727-0349.2	580349	L= 1.820
1.6 HDI 110	80	08/05→12/11	➔	<input type="checkbox"/> → 03/08; - ESP; Trommelbremse		24.3727-0314.2	580314	L= 1.745
1.6 HDI 90 (MF9HX)	66	07/05→05/08	➔	<input type="checkbox"/> → 03/08; - ESP; Trommelbremse		24.3727-0339.2	580339	L= 1.850
			➔	<input type="checkbox"/> → 03/08; + ESP; Scheibenbremse		24.3727-0347.2	580347	L= 1.923
			➔	<input type="checkbox"/> → 03/08; + ESP; Scheibenbremse		24.3727-0349.2	580349	L= 1.820
1.8 D (MFA9A)	43	07/98→10/02	➔	<input type="checkbox"/> Orga 08394→; Trommelbremse		24.3727-0314.2	580314	L= 1.745
1.8 i (MFLFX)	66	05/97→10/02	➔	<input type="checkbox"/> →Orga 08393; Trommelbremse		24.3727-0314.2	580314	L= 1.745
1.9 D (MFDJY)	50	07/96→12/03	➔	<input type="checkbox"/> →Orga 08393; Trommelbremse		24.3727-0315.2	580315	L= 1.818
1.9 D (MFWJZ)	51	07/98→10/05	➔	<input type="checkbox"/> →Orga 08393; Trommelbremse		24.3727-0315.2	580315	L= 1.818
1.9 D 4WD (MFWJZ)	51	07/98→10/05	➔	<input type="checkbox"/> Orga 08394→; Trommelbremse		24.3727-0339.2	580339	L= 1.850
1.8 i 4WD (MFLFX)	66	04/97→10/01	➔	<input type="checkbox"/> 05/97→; →Orga 08393; Trommelbremse		24.3727-0314.2	580314	L= 1.745
			➔	<input type="checkbox"/> Orga 08394→; Trommelbremse		24.3727-0314.2	580314	L= 1.745
			➔	<input type="checkbox"/> 05/97→; →Orga 08393; Trommelbremse		24.3727-0315.2	580315	L= 1.818
			➔	<input type="checkbox"/> Orga 08394→; Trommelbremse		24.3727-0339.2	580339	L= 1.850
1.9 D (MFDJY)	51	07/96→10/99	➔	<input type="checkbox"/> 07/98→; →Orga 08393; Trommelbremse		24.3727-0314.2	580314	L= 1.745
			➔	<input type="checkbox"/> Orga 08394→; Trommelbremse		24.3727-0314.2	580314	L= 1.745
			➔	<input type="checkbox"/> 07/98→; →Orga 08393; Trommelbremse		24.3727-0315.2	580315	L= 1.818
			➔	<input type="checkbox"/> Orga 08394→; Trommelbremse		24.3727-0339.2	580339	L= 1.850
2.0 HDi 4x4 (MFRHY)	66	11/02→10/05	➔	<input type="checkbox"/> Orga 08394→; - ESP; Trommelbremse		24.3727-0314.2	580314	L= 1.745
			➔	<input type="checkbox"/> Orga 08394→; - ESP; Trommelbremse		24.3727-0339.2	580339	L= 1.850
			➔	<input type="checkbox"/> + ESP; Scheibenbremse		24.3727-0347.2	580347	L= 1.923
			➔	<input type="checkbox"/> + ESP; Scheibenbremse		24.3727-0349.2	580349	L= 1.820
2.0 HDi 90 (MFRHY)	66	12/99→10/05	➔	<input type="checkbox"/> Orga 08394→; - ESP; Trommelbremse		24.3727-0314.2	580314	L= 1.745
			➔	<input type="checkbox"/> Orga 08394→; - ESP; Trommelbremse		24.3727-0339.2	580339	L= 1.850
			➔	<input type="checkbox"/> 12/00→; + ESP; Scheibenbremse		24.3727-0347.2	580347	L= 1.923
			➔	<input type="checkbox"/> 12/00→; + ESP; Scheibenbremse		24.3727-0349.2	580349	L= 1.820
<b>CITROËN - BERLINGO Kasten (B9) 04/08→</b>								
<b> Seilzug, Feststellbremse</b>								
1.6	66	04/08→	➔	<input checked="" type="checkbox"/> →Orga 14083; Scheibenbremse	2	24.3727-0853.2	580853	L= 2.398
1.6	80	04/08→						
1.6 BlueHDI 100	73	12/14→						
1.6 BlueHDI 100 4x4	73	12/14→						
1.6 BlueHDI 120	88	12/14→						
1.6 HDi 110	80	04/08→						
1.6 HDi 110	82	07/10→						
1.6 HDi 115	84	07/10→						
1.6 HDi 115 4x4	84	02/12→						

	kW			 	! #		
<b>CITROËN - BERLINGO Kasten (B9) 04/08→</b>							
 <b>Seilzug, Feststellbremse</b>							
1.6 HDi 75 1.6 HDi 75 4x4 1.6 HDi 90 1.6 HDi 90 1.6 HDi 90 16V 1.6 HDi 90 4x4 1.6 VTi 120 1.6 VTi 95 Electric	55 55 66 68 66 66 88 72 49	04/08→ 02/12→ 07/10→ 07/10→ 04/08→ 02/12→ 11/09→ 07/10→ 03/14→	➔	↓; →Orga 14083; Scheibenbremse	2	24.3727-0853.2 580853	L= 2.398
1.6 HDi / BlueHDi 75	55	07/10→	➔	↓; 04/15→; →Orga 14083; Scheibenbremse	2	24.3727-0853.2 580853	L= 2.398
Electric Electric	35 42	01/13→ 09/11→	➔	↓; 02/13→; →Orga 14083; Scheibenbremse	2	24.3727-0853.2 580853	L= 2.398
<b>CITROËN - BERLINGO Kasten (M_) 07/96→12/11</b>							
 <b>Radbremszylinder</b>							
1.1 i (MAHDZ, MBHDZ, MBHFX) 2.0 HDI 90 4WD (MBRHY, MCRHY)	44 66	07/96→03/08 11/00→10/05	➔	- ESP		24.3222-1734.3 020539	TRW Ø 22,2 ALU
1.4 bivalent 1.4 i (MBKFX, MBKFW) 1.6 HDI 75 (MB9HW) 1.6 HDI 90 (MB9HX, MC9HX) 1.9 D 70 (MBWJZ, MCWJZ)	48 55 55 66 51	11/02→12/11 07/96→12/11 07/05→12/11 07/05→12/11 04/99→12/11	➔	→ 03/08		24.3222-1734.3 020539	TRW Ø 22,2 ALU
1.4 CNG 1.4 i bivalent (MBKFW) 1.6 16V 1.6 16V (MBNFU) 1.8 D (MBA9A, MCA9A) 1.8 i 1.9 D (MBDJY) 1.9 D 70 4WD (MBWJZ, MCWJZ) Electric	48 55 81 80 43 66 51 51 27	11/02→03/08 04/03→10/05 08/05→12/07 10/00→03/08 07/96→10/02 08/99→10/02 07/96→12/03 07/98→03/06 07/03→12/05	➔			24.3222-1734.3 020539	TRW Ø 22,2 ALU
2.0 HDI 90 (MBRHY, MCRHY)	66	12/99→12/11	➔	→ 03/08; - ESP		24.3222-1734.3 020539	TRW Ø 22,2 ALU
<b>Zubehörsatz, Bremsbacken</b>							
1.1 i (MAHDZ, MBHDZ, MBHFX) 1.4 CNG 1.4 i bivalent (MBKFW) 1.6 16V 1.6 16V (MBNFU) 1.8 D (MBA9A, MCA9A) 1.8 i 1.9 D (MBDJY) 1.9 D 70 4WD (MBWJZ, MCWJZ) Electric	44 48 55 81 80 43 66 51 51 27	07/96→03/08 11/02→03/08 04/03→10/05 08/05→12/07 10/00→03/08 07/96→10/02 08/99→10/02 07/96→12/03 07/98→03/06 07/03→12/05	➔			03.0137-9220.2 669220	TRW
1.4 bivalent 1.4 i (MBKFX, MBKFW) 1.6 HDI 75 (MB9HW) 1.6 HDI 90 (MB9HX, MC9HX) 1.9 D 70 (MBWJZ, MCWJZ)	48 55 55 66 51	11/02→12/11 07/96→12/11 07/05→12/11 07/05→12/11 04/99→12/11	➔	→ 03/08		03.0137-9220.2 669220	TRW
2.0 HDI 90 (MBRHY, MCRHY)	66	12/99→12/11	➔	→ 03/08; - ESP		03.0137-9220.2 669220	TRW
2.0 HDI 90 4WD (MBRHY, MCRHY)	66	11/00→10/05	➔	- ESP		03.0137-9220.2 669220	TRW
 <b>Bremstrommel</b>							
1.1 i (MAHDZ, MBHDZ, MBHFX) 1.4 CNG 1.4 i bivalent (MBKFW) 1.6 16V 1.6 16V (MBNFU) 1.8 D (MBA9A, MCA9A) 1.8 i 1.9 D (MBDJY) 1.9 D 70 4WD (MBWJZ, MCWJZ) Electric	44 48 55 81 80 43 66 51 51 27	07/96→03/08 11/02→03/08 04/03→10/05 08/05→12/07 10/00→03/08 07/96→10/02 08/99→10/02 07/96→12/03 07/98→03/06 07/03→12/05	➔			24.0222-8017.1 480071	Ø 229,0 x 50,8 / 230
1.4 bivalent 1.4 i (MBKFX, MBKFW) ↓	48 55	11/02→12/11 07/96→12/11	➔	→ 03/08		24.0222-8017.1 480071	Ø 229,0 x 50,8 / 230












	kw			 	! #		
<b>CITROËN - BERLINGO Kasten (M_) 07/96→12/11</b>							
<b>Bremstrommel</b>							
1.6 HDI 75 (MB9HW)	55	07/05→12/11	➔	→ 03/08		24.0222-8017.1 480071	Ø 229,0 x 50,8 / 230
1.6 HDI 90 (MB9HX, MC9HX)	66	07/05→12/11	➔				
1.9 D 70 (MBWJZ, MCWJZ)	51	04/99→12/11	➔				
2.0 HDI 90 (MBRHY, MCRHY)	66	12/99→12/11	➔	→ 03/08; - ESP		24.0222-8017.1 480071	Ø 229,0 x 50,8 / 230
2.0 HDI 90 4WD (MBRHY, MCRHY)	66	11/00→10/05	➔	- ESP		24.0222-8017.1 480071	Ø 229,0 x 50,8 / 230
<b>Bremsbackensatz</b>							
1.1 i (MAHDZ, MBHDZ, MBHFX)	44	07/96→03/08	➔			03.0137-0341.2 650341	TRW Ø 229 x 42 + HEB
1.8 D (MBA9A, MCA9A)	43	07/96→10/02	➔	Orga 08001→		03.0520-6322.3 696322	TRW Ø 229 x 42 Ø 22,2 + RZ / + Zub TopKit
1.8 i	66	08/99→10/02	➔				
1.9 D (MBDJY)	51	07/96→12/03	➔	→Orga 08000		03.0520-6322.3 696322	TRW Ø 229 x 42 Ø 22,2 + RZ / + Zub TopKit
1.9 D 70 4WD (MBWJZ, MCWJZ)	51	07/98→03/06	➔				
1.4 bivalent	48	11/02→12/11	➔	→ 03/08		03.0137-0341.2 650341	TRW Ø 229 x 42 + HEB
1.6 HDI 75 (MB9HW)	55	07/05→12/11	➔			03.0520-6322.3 696322	TRW Ø 229 x 42 Ø 22,2 + RZ / + Zub TopKit
1.6 HDI 90 (MB9HX, MC9HX)	66	07/05→12/11	➔				
1.4 CNG	48	11/02→03/08	➔			03.0137-0341.2 650341	TRW Ø 229 x 42 + HEB
			➔	Orga 08001→		03.0520-6322.3 696322	TRW Ø 229 x 42 Ø 22,2 + RZ / + Zub TopKit
1.4 i (MBKFX, MBKFW)	55	07/96→12/11	➔	→ 03/08		03.0137-0341.2 650341	TRW Ø 229 x 42 + HEB
1.9 D 70 (MBWJZ, MCWJZ)	51	04/99→12/11	➔	→Orga 08000		03.0520-6322.3 696322	TRW Ø 229 x 42 Ø 22,2 + RZ / + Zub TopKit
			➔	Orga 08001→; → 03/08		03.0520-6322.3 696322	TRW Ø 229 x 42 Ø 22,2 + RZ / + Zub TopKit
1.4 i bivalent (MBKFW)	55	04/03→10/05	➔			03.0137-0341.2 650341	TRW Ø 229 x 42 + HEB
1.6 16V	81	08/05→12/07	➔			03.0520-6322.3 696322	TRW Ø 229 x 42 Ø 22,2 + RZ / + Zub TopKit
1.6 16V (MBNFU)	80	10/00→03/08	➔				
Electric	27	07/03→12/05	➔				
2.0 HDI 90 (MBRHY, MCRHY)	66	12/99→12/11	➔	→ 03/08; - ESP		03.0137-0341.2 650341	TRW Ø 229 x 42 + HEB
			➔			03.0520-6322.3 696322	TRW Ø 229 x 42 Ø 22,2 + RZ / + Zub TopKit
2.0 HDI 90 4WD (MBRHY, MCRHY)	66	11/00→10/05	➔	- ESP		03.0137-0341.2 650341	TRW Ø 229 x 42 + HEB
			➔			03.0520-6322.3 696322	TRW Ø 229 x 42 Ø 22,2 + RZ / + Zub TopKit
<b>Seilzug, Feststellbremse</b>							
1.1 i (MAHDZ, MBHDZ, MBHFX)	44	07/96→03/08	➔	☐; Orga 08394→; Scheiben/Trommel		24.3727-0314.2 580314	L= 1.745
1.8 D (MBA9A, MCA9A)	43	07/96→10/02	➔	☐; →Orga 08393; Trommelbremse		24.3727-0314.2 580314	L= 1.745
1.8 i	66	08/99→10/02	➔	☐; →Orga 08393; Trommelbremse		24.3727-0315.2 580315	L= 1.818
1.9 D (MBDJY)	51	07/96→12/03	➔	☐; Orga 08394→; Scheiben/Trommel		24.3727-0339.2 580339	L= 1.850
1.9 D 70 4WD (MBWJZ, MCWJZ)	51	07/98→03/06	➔				
1.4 bivalent	48	11/02→12/11	➔	☐; → 03/08; Scheiben/Trommel		24.3727-0314.2 580314	L= 1.745
1.6 HDI 75 (MB9HW)	55	07/05→12/11	➔	☐; → 03/08; Scheiben/Trommel		24.3727-0339.2 580339	L= 1.850
1.6 HDI 90 (MB9HX, MC9HX)	66	07/05→12/11	➔				
1.4 CNG	48	11/02→03/08	➔	☐; Scheiben/Trommel		24.3727-0314.2 580314	L= 1.745
1.4 i bivalent (MBKFW)	55	04/03→10/05	➔	☐; Scheiben/Trommel		24.3727-0339.2 580339	L= 1.850
1.6 16V	81	08/05→12/07	➔				
1.6 16V (MBNFU)	80	10/00→03/08	➔				
1.4 i (MBKFX, MBKFW)	55	07/96→12/11	➔	☐; Orga 08394→; → 03/08; Scheiben/Trommel		24.3727-0314.2 580314	L= 1.745
1.9 D 70 (MBWJZ, MCWJZ)	51	04/99→12/11	➔	☐; →Orga 08393; Trommelbremse		24.3727-0314.2 580314	L= 1.745
			➔	☐; →Orga 08393; Trommelbremse		24.3727-0315.2 580315	L= 1.818
			➔	☐; Orga 08394→; → 03/08; Scheiben/Trommel		24.3727-0339.2 580339	L= 1.850
2.0 HDI 90 (MBRHY, MCRHY)	66	12/99→12/11	➔	☐; Orga 08394→; → 03/08; Scheiben/Trommel		24.3727-0314.2 580314	L= 1.745
			➔	☐; Orga 08394→; → 03/08; Scheiben/Trommel		24.3727-0339.2 580339	L= 1.850
2.0 HDI 90 4WD (MBRHY, MCRHY)	66	11/00→10/05	➔	☐; Orga 08394→; Scheiben/Trommel		24.3727-0314.2 580314	L= 1.745
			➔	☐; Orga 08394→; Scheiben/Trommel		24.3727-0339.2 580339	L= 1.850
















	kw					! #		
<b>CITROËN - BERLINGO Pritsche/Fahrgestell (B9) 04/08→</b>								
 <b>Seilzug, Feststellbremse</b>								
1.6 BlueHDi 100 1.6 HDi 90 1.6 HDi 92	73 66 68	12/14→ 04/08→ 07/10→	➔	↓; →Orga 14083; Scheibenbremse	2	24.3727-0853.2	580853	L= 2.398
<b>CITROËN - C1 (PM_, PN_) 06/05→09/14</b>								
 <b>Radbremszylinder</b>								
1.0 1.4 HDi	50 40	06/05→09/14 06/05→09/14	➔	→ 04/14 → 12/08		24.3217-1719.3	020482	BOS Ø 17,46 ALU
<b>Zubehörsatz, Bremsbacken</b>								
1.0 1.4 HDi	50 40	06/05→09/14 06/05→09/14	➔	→ 04/14 → 12/08		03.0137-9287.2	669287	BOS
 <b>Bremstrommel</b>								
1.0 1.4 HDi	50 40	06/05→09/14 06/05→09/14	➔	→ 04/14 → 12/08		24.0220-0046.1	480193	Ø 200,0 x 44 / 201
 <b>Bremsbackensatz</b>								
1.0 1.4 HDi	50 40	06/05→09/14 06/05→09/14	➔	→ 04/14 → 12/08		03.0137-0466.2 03.0520-4117.3	650466 694117	BOS Ø 200 x 32 + HEB BOS Ø 200 x 32 Ø 17,46 + RZ / + Zub TopKit
<b>CITROËN - C1 II 04/14→</b>								
 <b>Radbremszylinder</b>								
1.0 VTi 68 1.2 VTi 82	51 60	04/14→ 04/14→	➔			24.3217-1739.3	020597	Ø 17,46 ALU
<b>Zubehörsatz, Bremsbacken</b>								
1.0 VTi 68 1.2 VTi 82	51 60	04/14→ 04/14→	➔			03.0137-9287.2	669287	BOS
 <b>Bremstrommel</b>								
1.0 VTi 68 1.2 VTi 82	51 60	04/14→ 04/14→	➔			24.0220-0046.1	480193	Ø 200,0 x 44 / 201
 <b>Bremsbackensatz</b>								
1.0 VTi 68 1.2 VTi 82	51 60	04/14→ 04/14→	➔			03.0137-0466.2	650466	BOS Ø 200 x 32 + HEB
<b>CITROËN - C2 (JM_) 09/03→</b>								
 <b>Radbremszylinder</b>								
1.1 1.4 1.4 1.4 16V 1.4 HDi	44 54 55 65 50	09/03→ 09/03→ 10/06→ 06/06→ 09/03→	➔	☐; → 12/09; - ABS; nur paarweise austauschen ☐; → 12/09; - ABS; nur paarweise austauschen → 12/09; + ABS		24.3219-1739.3 24.3219-1740.3 24.3220-1717.3 24.3220-1724.3	020472 020473 020430 020476	Ø 19,05 GG Ø 19,05 GG TRW Ø 20,64 ALU BOS Ø 20,64 ALU
<b>Zubehörsatz, Bremsbacken</b>								
1.1 1.4 1.4 1.4 16V 1.4 HDi	44 54 55 65 50	09/03→ 09/03→ 10/06→ 06/06→ 09/03→	➔	→ 12/09		03.0137-9267.2 03.0137-9281.2	669267 669281	TRW
 <b>Bremstrommel</b>								
1.1 1.4 1.4 1.4 16V 1.4 HDi	44 54 55 65 50	09/03→ 09/03→ 10/06→ 06/06→ 09/03→	➔	→ 12/09		24.0220-3029.1 24.0220-3729.2	480179 480217	Ø 203,0 x 42 / 204,5 - RLG / - ABS Ring Ø 203,0 x 42 / 204,5 + RLG / + ABS Ring
 <b>Bremsbackensatz</b>								
1.1 1.4 1.4 ↓	44 54 55	09/03→ 09/03→ 10/06→	➔	→ 12/09		03.0137-0426.2 03.0137-0439.2	650426 650439	TRW Ø 203 x 38 + HEB Ø 203 x 39 + HEB















	kw					! #		
<b>CITROËN - C2 (JM_) 09/03→</b>								
 <b>Bremsbackensatz</b>								
1.4 16V 1.4 HDi	65 50	06/06→ 09/03→	➔	→ 12/09; - ABS		03.0520-6119.3	696119	TRW Ø 203 x 38 Ø 19,05 + RZ / + Zub TopKit
			➔	→ 12/09; + ABS		03.0520-7620.3	697620	TRW Ø 203 x 38 Ø 20,64 + RZ / + Zub TopKit
						03.0520-8520.3	698520	BOS Ø 203 x 39 Ø 20,64 + RZ / + Zub TopKit
 <b>Seilzug, Feststellbremse</b>								
1.1 1.4 1.4 1.4 16V 1.4 HDi	44 54 55 65 50	09/03→ 09/03→ 10/06→ 06/06→ 09/03→	➔	⬇; → 12/09; Trommelbremse	2	24.3727-0843.2	580843	L= 1.612
<b>CITROËN - C2 ENTERPRISE 04/09→</b>								
 <b>Radbremszylinder</b>								
1.4 HDi	50	04/09→	➔	☐; → 12/09; - ABS; nur paarweise austauschen		24.3219-1739.3	020472	Ø 19,05 GG
			➔	☐; → 12/09; - ABS; nur paarweise austauschen		24.3219-1740.3	020473	Ø 19,05 GG
			➔	→ 12/09; + ABS		24.3220-1717.3	020430	TRW Ø 20,64 ALU
						24.3220-1724.3	020476	BOS Ø 20,64 ALU
<b>Zubehörsatz, Bremsbacken</b>								
1.4 HDi	50	04/09→	➔	→ 12/09		03.0137-9267.2	669267	TRW
						03.0137-9281.2	669281	
 <b>Bremstrommel</b>								
1.4 HDi	50	04/09→	➔	→ 12/09		24.0220-3029.1	480179	Ø 203,0 x 42 / 204,5 - RLG / - ABS Ring
						24.0220-3729.2	480217	Ø 203,0 x 42 / 204,5 + RLG / + ABS Ring
 <b>Bremsbackensatz</b>								
1.4 HDi	50	04/09→	➔	→ 12/09		03.0137-0426.2	650426	TRW Ø 203 x 38 + HEB
			➔	→ 12/09; - ABS		03.0137-0439.2	650439	Ø 203 x 39 + HEB
			➔	→ 12/09; + ABS		03.0520-6119.3	696119	TRW Ø 203 x 38 Ø 19,05 + RZ / + Zub TopKit
						03.0520-7620.3	697620	TRW Ø 203 x 38 Ø 20,64 + RZ / + Zub TopKit
						03.0520-8520.3	698520	BOS Ø 203 x 39 Ø 20,64 + RZ / + Zub TopKit
 <b>Seilzug, Feststellbremse</b>								
1.4 HDi	50	04/09→	➔	⬇; → 12/09; Trommelbremse	2	24.3727-0843.2	580843	L= 1.612
<b>CITROËN - C3 I (FC_) 02/02→</b>								
 <b>Radbremszylinder</b>								
1.1 i 1.4 HDi 1.4 HDi 1.4 HDi 1.4 i	44 50 52 55 54	02/02→ 02/02→ 07/03→02/11 05/05→ 02/02→	➔	☐; → 08/09; - ABS; nur paarweise austauschen		24.3219-1739.3	020472	Ø 19,05 GG
			➔	☐; → 08/09; - ABS; nur paarweise austauschen		24.3219-1740.3	020473	Ø 19,05 GG
			➔	→ 08/09; + ABS		24.3220-1717.3	020430	TRW Ø 20,64 ALU
						24.3220-1724.3	020476	BOS Ø 20,64 ALU
1.4 16V 1.4 16V HDi 1.6 16V HDi	65 66 66	12/03→ 02/02→ 10/05→	➔	→ 08/09		24.3220-1717.3	020430	TRW Ø 20,64 ALU
						24.3220-1724.3	020476	BOS Ø 20,64 ALU
1.4 i Bivalent	54	02/02→	➔	☐; 09/05→ 08/09; - ABS; nur paarweise austauschen		24.3219-1739.3	020472	Ø 19,05 GG
			➔	☐; 09/05→ 08/09; - ABS; nur paarweise austauschen		24.3219-1740.3	020473	Ø 19,05 GG
			➔	09/05→ 08/09; + ABS		24.3220-1717.3	020430	TRW Ø 20,64 ALU
						24.3220-1724.3	020476	BOS Ø 20,64 ALU
<b>Zubehörsatz, Bremsbacken</b>								
1.1 i 1.4 HDi 1.4 HDi 1.4 HDi 1.4 i	44 50 52 55 54	02/02→ 02/02→ 07/03→02/11 05/05→ 02/02→	➔	→ 08/09		03.0137-9267.2	669267	TRW
			➔	→ 08/09; + ABS		03.0137-9281.2	669281	
↓								












	kw			 	! #		
<b>CITROËN - C3 I (FC_) 02/02→</b>							
<b>Zubehörsatz, Bremsbacken</b>							
1.4 16V	65	12/03→	➡	→ 08/09		03.0137-9267.2 669267	TRW
1.4 16V HDi	66	02/02→				03.0137-9281.2 669281	
1.6 16V HDi	66	10/05→					
1.4 i Bivalent	54	02/02→	➡	09/05→ 08/09		03.0137-9267.2 669267	TRW
			➡	09/05→ 08/09; + ABS		03.0137-9281.2 669281	
<b> Bremstrommel</b>							
1.1 i	44	02/02→	➡	→ 08/09		24.0220-3029.1 480179	Ø 203,0 x 42 / 204,5 - RLG / - ABS Ring
1.4 16V	65	12/03→				24.0220-3729.2 480217	
1.4 16V HDi	66	02/02→					
1.4 HDi	50	02/02→					
1.4 HDi	52	07/03→02/11					
1.4 HDi	55	05/05→					
1.4 i	54	02/02→					
1.6 16V HDi	66	10/05→					
1.4 i Bivalent	54	02/02→	➡	09/05→ 08/09		24.0220-3029.1 480179	Ø 203,0 x 42 / 204,5 - RLG / - ABS Ring
						24.0220-3729.2 480217	
<b> Bremsbackensatz</b>							
1.1 i	44	02/02→	➡	→ 08/09		03.0137-0426.2 650426	TRW Ø 203 x 38 + HEB
1.4 HDi	50	02/02→				03.0137-0439.2 650439	Ø 203 x 39 + HEB
1.4 HDi	52	07/03→02/11	➡	→ 08/09; + ABS			
1.4 HDi	55	05/05→				03.0520-7620.3 697620	TRW Ø 203 x 38 Ø 20,64 + RZ / + Zub TopKit
1.4 i	54	02/02→				03.0520-8520.3 698520	BOS Ø 203 x 39 Ø 20,64 + RZ / + Zub TopKit
			➡	→ 08/09; - ABS		03.0520-6119.3 696119	TRW Ø 203 x 38 Ø 19,05 + RZ / + Zub TopKit
1.4 16V	65	12/03→	➡	→ 08/09		03.0137-0426.2 650426	TRW Ø 203 x 38 + HEB
1.4 16V HDi	66	02/02→				03.0137-0439.2 650439	Ø 203 x 39 + HEB
1.6 16V HDi	66	10/05→				03.0520-7620.3 697620	TRW Ø 203 x 38 Ø 20,64 + RZ / + Zub TopKit
						03.0520-8520.3 698520	BOS Ø 203 x 39 Ø 20,64 + RZ / + Zub TopKit
1.4 i Bivalent	54	02/02→	➡	09/05→ 08/09		03.0137-0426.2 650426	TRW Ø 203 x 38 + HEB
			➡	09/05→ 08/09; + ABS		03.0137-0439.2 650439	Ø 203 x 39 + HEB
						03.0520-7620.3 697620	TRW Ø 203 x 38 Ø 20,64 + RZ / + Zub TopKit
						03.0520-8520.3 698520	BOS Ø 203 x 39 Ø 20,64 + RZ / + Zub TopKit
			➡	09/05→ 08/09; - ABS		03.0520-6119.3 696119	TRW Ø 203 x 38 Ø 19,05 + RZ / + Zub TopKit
<b> Seilzug, Feststellbremse</b>							
1.1 i	44	02/02→	➡	☒; →Orga 10422; Trommelbremse	2	24.3727-0346.2 580346	L= 1.716
1.4 16V	65	12/03→				24.3727-0352.2 580352	L= 1.693
1.4 16V HDi	66	02/02→	➡	☒; Orga 10423→; → 08/09; Trommelbremse	2		
1.4 HDi	50	02/02→					
1.4 HDi	52	07/03→02/11					
1.4 HDi	55	05/05→					
1.4 i	54	02/02→					
1.6 16V HDi	66	10/05→					
1.4 i Bivalent	54	02/02→	➡	☒; 09/05→; →Orga 10422; Trommelbremse	2	24.3727-0346.2 580346	L= 1.716
			➡	☒; Orga 10423→; → 08/09; Trommelbremse	2	24.3727-0352.2 580352	L= 1.693
<b>CITROËN - C3 II 11/09→</b>							
<b> Radbremszylinder</b>							
1.0 VTi 68	50	08/12→	➡	10/12→;		24.3220-1741.3 020548	Ø 20,64 ALU
1.2 VTi 82	60	06/12→		Br.trommeldurchm.außen [mm]: 203			
1.1	44	11/09→	➡	Br.trommeldurchm.außen [mm]: 203		24.3220-1741.3 020548	Ø 20,64 ALU
1.1 BiFuel	44	11/10→					
1.4	54	11/09→					
1.4 HDi 70	50	11/09→					
1.4 LPG	54	07/10→					
1.6 HDi	68	11/09→					
1.6 HDi 90	66	11/09→					
1.2 THP 110	81	10/14→	➡	Br.trommeldurchm.außen [mm]: 228		24.3220-1732.3 020514	BOS Ø 20,64 ALU
1.4 LPG	70	06/13→				24.3220-1741.3 020548	Ø 20,64 ALU
1.6 BlueHDi 100	73	07/14→	➡	Br.trommeldurchm.außen [mm]: 203			
































	kw			 	! #		
<b>CITROËN - C3 II 11/09 →</b>							
 <b>Radbremszylinder</b>							
1.6 BlueHDi 75	55	04/15 →	➔	Br.trommeldurchm.außen [mm]: 228	24.3220-1732.3	020514	BOS Ø 20,64 ALU
			➔	Br.trommeldurchm.außen [mm]: 203	24.3220-1741.3	020548	Ø 20,64 ALU
1.2 VTi 68	50	07/16 →	➔	Br.trommeldurchm.innen [Zoll]: 9	24.3220-1732.3	020514	BOS Ø 20,64 ALU
			➔	Br.trommeldurchm.innen [Zoll]: 8	24.3220-1743.3	020556	Ø 20,64 ALU
1.4 VTi	72	11/09 →	➔	Br.trommeldurchm.außen [mm]: 228	24.3220-1732.3	020514	BOS Ø 20,64 ALU
1.4 VTi 95	70	11/09 →					
<b>Zubehörsatz, Bremsbacken</b>							
1.0 VTi 68	50	08/12 →	➔	10/12 →	03.0137-9281.2	669281	
1.2 VTi 82	60	06/12 →					
1.1	44	11/09 →	➔		03.0137-9281.2	669281	
1.1 BiFuel	44	11/10 →					
1.4	54	11/09 →					
1.4 HDi 70	50	11/09 →					
1.4 LPG	54	07/10 →					
1.6 HDi	68	11/09 →					
1.6 HDi 90	66	11/09 →					
1.2 THP 110	81	10/14 →	➔		03.0137-9228.2	669228	BDX
1.2 VTi 68	50	07/16 →			03.0137-9281.2	669281	
1.4 LPG	70	06/13 →					
1.6 BlueHDi 100	73	07/14 →					
1.6 BlueHDi 75	55	04/15 →					
1.4 VTi	72	11/09 →	➔		03.0137-9228.2	669228	BDX
1.4 VTi 95	70	11/09 →					
 <b>Bremstrommel</b>							
1.2 THP 110	81	10/14 →	➔		24.0222-9701.2	480219	Ø 228,6 x 51 / 230,1 + RLG / + ABS Ring
1.4 LPG	70	06/13 →					
1.4 VTi	72	11/09 →					
1.4 VTi 95	70	11/09 →					
1.6 BlueHDi 100	73	07/14 →					
1.6 BlueHDi 75	55	04/15 →					
1.2 VTi 68	50	07/16 →	➔	Br.trommeldurchm.innen [Zoll]: 9	24.0222-9701.2	480219	Ø 228,6 x 51 / 230,1 + RLG / + ABS Ring
 <b>Bremsbackensatz</b>							
1.0 VTi 68	50	08/12 →	➔	10/12 →	03.0137-0504.2	650504	BOS Ø 203 x 39 + HEB
1.2 VTi 82	60	06/12 →			03.0520-9620.3	699620	Ø 203 x 39 Ø 20,64 + RZ / + Zub TopKit
1.1	44	11/09 →	➔		03.0137-0504.2	650504	BOS Ø 203 x 39 + HEB
1.1 BiFuel	44	11/10 →			03.0520-9620.3	699620	Ø 203 x 39 Ø 20,64 + RZ / + Zub TopKit
1.4	54	11/09 →					
1.4 HDi 70	50	11/09 →					
1.4 LPG	54	07/10 →					
1.6 HDi	68	11/09 →					
1.6 HDi 90	66	11/09 →					
1.2 THP 110	81	10/14 →	➔		03.0137-0491.2	650491	Ø 228 x 42 + HEB
1.4 LPG	70	06/13 →			03.0137-0504.2	650504	BOS Ø 203 x 39 + HEB
1.6 BlueHDi 100	73	07/14 →			03.0520-9420.3	699420	BOS Ø 228 x 42 Ø 20,64 + RZ / + Zub TopKit
1.6 BlueHDi 75	55	04/15 →			03.0520-9620.3	699620	Ø 203 x 39 Ø 20,64 + RZ / + Zub TopKit
1.2 VTi 68	50	07/16 →	➔	Br.trommeldurchm.innen [Zoll]: 8	03.0137-0504.2	650504	BOS Ø 203 x 39 + HEB
					03.0520-9720.3	699720	BOS Ø 203 x 39 Ø 20,64 + RZ / + Zub TopKit
1.4 VTi	72	11/09 →	➔		03.0137-0491.2	650491	Ø 228 x 42 + HEB
1.4 VTi 95	70	11/09 →			03.0520-9420.3	699420	BOS Ø 228 x 42 Ø 20,64 + RZ / + Zub TopKit
<b>CITROËN - C3 III (SX) 07/16 →</b>							
 <b>Radbremszylinder</b>							
1.2 THP 110	81	07/16 →	➔	Br.trommeldurchm.innen [Zoll]: 9	24.3220-1732.3	020514	BOS Ø 20,64 ALU
1.2 VTi 82	60	07/16 →					
1.6 BlueHDi 100	73	07/16 →	➔	Br.trommeldurchm.innen [Zoll]: 8	24.3220-1743.3	020556	Ø 20,64 ALU
1.6 BlueHDi 75	55	07/16 →					
<b>Zubehörsatz, Bremsbacken</b>							
1.2 THP 110	81	07/16 →	➔		03.0137-9228.2	669228	BDX
1.2 VTi 82	60	07/16 →			03.0137-9281.2	669281	
1.6 BlueHDi 100	73	07/16 →					
1.6 BlueHDi 75	55	07/16 →					
↓							













	kw					! #		
<b>CITROËN - C3 III (SX) 07/16→</b>								
 <b>Bremstrommel</b>								
1.2 THP 110	81	07/16→	➔	Br.trommeldurchm.innen [Zoll]: 9		24.0222-9701.2	480219	Ø 228,6 x 51 / 230,1 + RLG / + ABS Ring
1.2 VTi 82	60	07/16→						
1.6 BlueHDi 100	73	07/16→						
1.6 BlueHDi 75	55	07/16→						
 <b>Bremsbackensatz</b>								
1.2 THP 110	81	07/16→	➔	Br.trommeldurchm.innen [Zoll]: 8		03.0137-0504.2	650504	BOS Ø 203 x 39 + HEB
1.2 VTi 82	60	07/16→				03.0520-9720.3	699720	BOS Ø 203 x 39 Ø 20,64 + RZ / + Zub TopKit
1.6 BlueHDi 100	73	07/16→						
1.6 BlueHDi 75	55	07/16→						
<b>CITROËN - C3 Pluriel (HB_) 05/03→</b>								
 <b>Radbremszylinder</b>								
1.4	54	05/03→	➔	☐; → 07/10; - ABS; nur paarweise austauschen		24.3219-1739.3	020472	Ø 19,05 GG
1.4	55	07/03→						
1.4 HDi	50	04/04→	➔	☐; → 07/10; - ABS; nur paarweise austauschen		24.3219-1740.3	020473	Ø 19,05 GG
1.4 Hybrid	54	05/05→	➔	→ 07/10; + ABS		24.3220-1717.3	020430	TRW Ø 20,64 ALU
						24.3220-1724.3	020476	BOS Ø 20,64 ALU
<b>Zubehörsatz, Bremsbacken</b>								
1.4	54	05/03→	➔	→ 07/10		03.0137-9267.2	669267	TRW
1.4	55	07/03→						
1.4 HDi	50	04/04→	➔	→ 07/10; + ABS		03.0137-9281.2	669281	
1.4 Hybrid	54	05/05→						
 <b>Bremstrommel</b>								
1.4	54	05/03→	➔	→ 07/10		24.0220-3029.1	480179	Ø 203,0 x 42 / 204,5 - RLG / - ABS Ring
1.4	55	07/03→						
1.4 HDi	50	04/04→				24.0220-3729.2	480217	Ø 203,0 x 42 / 204,5 + RLG / + ABS Ring
1.4 Hybrid	54	05/05→						
 <b>Bremsbackensatz</b>								
1.4	54	05/03→	➔	→ 07/10		03.0137-0426.2	650426	TRW Ø 203 x 38 + HEB
1.4	55	07/03→	➔	→ 07/10; + ABS		03.0137-0439.2	650439	Ø 203 x 39 + HEB
1.4 HDi	50	04/04→				03.0520-7620.3	697620	TRW Ø 203 x 38 Ø 20,64 + RZ / + Zub TopKit
1.4 Hybrid	54	05/05→				03.0520-8520.3	698520	BOS Ø 203 x 39 Ø 20,64 + RZ / + Zub TopKit
			➔	→ 07/10; - ABS		03.0520-6119.3	696119	TRW Ø 203 x 38 Ø 19,05 + RZ / + Zub TopKit
 <b>Seilzug, Feststellbremse</b>								
1.4	54	05/03→	➔	☑; → Orga 10233; Trommelbremse	2	24.3727-0346.2	580346	L= 1.716
1.4	55	07/03→						
1.4 HDi	50	04/04→	➔	☑; Orga 10234→; → 07/10; Trommelbremse	2	24.3727-0352.2	580352	L= 1.693
1.4 Hybrid	54	05/05→						
<b>CITROËN - C4 I (LC_) 11/04→07/11</b>								
 <b>Seilzug, Feststellbremse</b>								
1.4 16V	65	11/04→07/11	➔	☑; Scheibenbremse	2	24.3727-0832.2	580832	L= 2.035
1.6 16V	80	11/04→07/11						
1.6 16V Bio-Flex	80	09/07→07/08						
1.6 Flex	81	02/09→07/11						
1.6 HDi	66	11/04→07/11						
1.6 HDi	80	11/04→07/11						
1.6 THP 140	103	07/08→07/11						
1.6 THP 150	110	07/08→07/11						
1.6 VTi 120	88	07/08→07/11						
2.0 16V	100	11/04→07/07						
2.0 16V	103	11/04→07/11						
2.0 16V	105	09/06→07/09						
2.0 16V	130	11/04→07/08						
2.0 HDi	100	11/04→07/11						
2.0 HDi	103	07/08→07/11						
2.0 HDi	81	04/07→07/08	➔	☑; TÜrenanzahl: 5; Scheibenbremse	2	24.3727-0832.2	580832	L= 2.035
			➔	☑; TÜrenanzahl: 4; Scheibenbremse	2	24.3727-0839.2	580839	L= 2.115
<b>CITROËN - C4 AIRCROSS 08/10→</b>								
 <b>Bremsbackensatz, Feststellbremse</b>								
1.6	86	04/12→				03.0137-3023.2	653023	Ø 170 x 32 - HEB
1.6 HDi 115	84	04/12→						












	kw			 	! #		
<b>CITROËN - C4 AIRCROSS 08/10→</b>							
 <b>Bremsbackensatz, Feststellbremse</b>							
1.6 HDi 115 AWC	84	05/12→				03.0137-3023.2 653023	Ø 170 x 32 - HEB
1.8 HDi 150	110	04/12→					
1.8 HDi 150 AWC	110	04/12→					
<b>CITROËN - C4 CACTUS 09/14→</b>							
 <b>Radbremszylinder</b>							
1.2 THP 110	81	09/14→	→			24.3220-1741.3 020548	Ø 20,64 ALU
1.2 VTi 75	55	09/14→					
1.2 VTi 82	60	09/14→					
1.6 BlueHDi 100	73	09/14→					
1.6 HDi 90	68	09/14→					
<b>Zubehörsatz, Bremsbacken</b>							
1.2 THP 110	81	09/14→	→			03.0137-9281.2 669281	
1.2 VTi 75	55	09/14→					
1.2 VTi 82	60	09/14→					
1.6 BlueHDi 100	73	09/14→					
1.6 HDi 90	68	09/14→					
 <b>Bremsbackensatz</b>							
1.2 THP 110	81	09/14→	→			03.0137-0504.2 650504	BOS Ø 203 x 39 + HEB
1.2 VTi 75	55	09/14→				03.0520-9620.3 699620	Ø 203 x 39 Ø 20,64 + RZ / + Zub TopKit
1.2 VTi 82	60	09/14→					
1.6 BlueHDi 100	73	09/14→					
1.6 HDi 90	68	09/14→					
<b>CITROËN - C4 Coupe (LA_) 11/04→07/11</b>							
 <b>Seilzug, Feststellbremse</b>							
1.4 16V	65	11/04→07/11	→	↓; → 07/10; Scheibenbremse	2	24.3727-0832.2 580832	L= 2.035
1.6 16V	80	11/04→07/11					
1.6 HDi	66	11/04→07/11					
1.6 HDi	80	11/04→07/11					
1.6 THP 150	110	07/08→07/11					
1.6 VTi 120	88	07/08→07/11					
2.0 16V	130	11/04→12/10					
2.0 HDi	100	11/04→12/10					
2.0 HDi	103	07/08→07/11					
2.0 16V	100	11/04→07/07	→	↓; Scheibenbremse	2	24.3727-0832.2 580832	L= 2.035
2.0 VTR	103	10/06→12/07					
<b>CITROËN - C4 Stufenheck 07/06→</b>							
 <b>Seilzug, Feststellbremse</b>							
1.6 16V	80	07/06→07/11	→	↓; Scheibenbremse	2	24.3727-0839.2 580839	L= 2.115
1.6 HDi	80	07/06→07/11					
2.0 16V	103	07/06→	→	↓; → 07/11; Scheibenbremse	2	24.3727-0839.2 580839	L= 2.115
<b>CITROËN - C5 I (DC_) 03/01→03/05</b>							
 <b>Seilzug, Feststellbremse</b>							
1.8 16V (DC6FZB, DC6FZE)	85	03/01→08/04	←	↑; Scheibenbremse	2	24.3727-0335.2 580335	L= 1.840
2.0 16V (DCRFNC, DCRFNF)	100	03/01→08/04					
2.0 16V HPI (DCRLZB)	103	03/01→08/04					
2.0 HDi	79	03/01→08/04					
2.0 HDi (DCRHYB)	66	03/01→08/04					
2.0 HDi (DCRHZB, DCRHZE)	80	03/01→08/04					
2.2 HDi (DC4HXB, DC4HXE)	98	03/01→08/04					
3.0 V6 (DCXFXC, DCXFXF)	152	03/01→08/04					
<b>CITROËN - C5 I Break (DE_) 06/01→08/04</b>							
 <b>Seilzug, Feststellbremse</b>							
1.8 16V (DE6FZB, DE6FZE)	85	06/01→08/04	←	↑; Scheibenbremse	2	24.3727-0335.2 580335	L= 1.840
2.0 16V (DERFNF, DERFNC, RERFNC)	100	06/01→08/04					
2.0 16V HPI (DERLZB)	103	06/01→08/04					
2.0 HDi	80	06/01→08/04					
2.0 HDi (DERHSB, DERHSE)	79	06/01→08/04					
2.0 HDi (DERHYB)	66	06/01→08/04					
2.2 HDi (DE4HXB, DE4HXE)	98	06/01→08/04					
3.0 Carlsson	173	09/03→08/04					

	kW				! #		
<b>CITROËN - C5 I Break (DE_) 06/01→08/04</b>							
 <b>Seilzug, Feststellbremse</b>							
3.0 V6 (DEXFXC, DEXFXF)	152	06/01→08/04	←	↑; Scheibenbremse	2	24.3727-0335.2 580335	L= 1.840
<b>CITROËN - C5 II (RC_) 08/04→</b>							
 <b>Seilzug, Feststellbremse</b>							
1.6 HDi (RC8HZB)	80	09/04→	←	↑; → 01/08; Scheibenbremse	2	24.3727-0335.2 580335	L= 1.840
1.8 16V	92	09/05→					
1.8 16V (RC6FZB)	85	09/04→					
2.0 16V (RCRFJB, RCRFJC)	103	09/04→					
2.0 HDi (RCRHRH)	100	09/04→					
2.2 HDi	120	05/06→					
2.2 HDi	125	04/06→					
2.2 HDi (RC4HXE)	98	09/04→					
3.0 Carlsson HP	173	09/04→					
3.0 V6 (RCXFUF)	152	09/04→					
3.0 V6	155	10/04→04/07	←	↑; Scheibenbremse	2	24.3727-0335.2 580335	L= 1.840
<b>CITROËN - C5 II Break (RE_) 09/04→</b>							
 <b>Seilzug, Feststellbremse</b>							
1.6 HDi (RE8HZB)	80	09/04→	←	↑; → 01/08; Scheibenbremse	2	24.3727-0335.2 580335	L= 1.840
1.8 16V	92	09/05→					
1.8 16V (RE6FZB)	85	09/04→					
2.0 16V (RERFJB, RERFJC)	103	09/04→					
2.0 HDi (RERHRH)	100	09/04→					
2.2 HDi	120	05/06→					
2.2 HDi	125	04/06→					
2.2 HDi (RE4HXE)	98	09/04→					
3.0	173	09/04→					
3.0 V6 (REXFUF)	152	09/04→					
3.0 V6	155	10/04→04/07	←	↑; Scheibenbremse	2	24.3727-0335.2 580335	L= 1.840
<b>CITROËN - C8 (EA_, EB_) 07/02→</b>							
 <b>Seilzug, Feststellbremse</b>							
2.0	100	07/02→	→	☐; →Orga 10284; für Linkslenker; Scheibenbremse		24.3727-0847.2 580847	L= 1.068
2.0 16V	103	09/05→					
2.0 16V	104	09/05→					
2.0 HDi	79	07/02→	→	☐; →Orga 10284; für Rechtslenker; Scheibenbremse		24.3727-0847.2 580847	L= 1.068
2.0 HDi	80	07/02→					
2.0 HDi	81	07/02→	→	☐; →Orga 10284; für Rechtslenker; Scheibenbremse		24.3727-0848.2 580848	L= 2.360
2.0 HDi 135	100	03/06→					
2.0 HDi 165	120	03/06→	→	☐; →Orga 10284; für Linkslenker; Scheibenbremse		24.3727-0848.2 580848	L= 2.360
2.2	116	07/02→					
2.2 HDi	94	07/02→	→	☐; Orga 10285→; für Rechtslenker; → 07/14; Scheibenbremse		24.3727-0849.2 580849	L= 2.308
2.2 HDi	120	06/07→					
2.2 HDi	125	06/06→	→	☐; Orga 10285→; für Linkslenker; →Orga 11043; Scheibenbremse		24.3727-0849.2 580849	L= 2.308
3.0 V6	150	07/02→	→	☐; Orga 10285→; für Rechtslenker; → 07/14; Scheibenbremse		24.3727-0850.2 580850	L= 1.041
			→	☐; Orga 10285→; für Linkslenker; →Orga 11043; Scheibenbremse		24.3727-0850.2 580850	L= 1.041
2.0 HDi	88	07/06→	→	☐; 02/07→; für Linkslenker; →Orga 10284; Scheibenbremse		24.3727-0847.2 580847	L= 1.068
			→	☐; 02/07→; für Linkslenker; →Orga 10284; Scheibenbremse		24.3727-0848.2 580848	L= 2.360
			→	☐; Orga 10285→; für Linkslenker; →Orga 11043; Scheibenbremse		24.3727-0849.2 580849	L= 2.308
			→	☐; Orga 10285→; für Rechtslenker; → 07/14; Scheibenbremse		24.3727-0849.2 580849	L= 2.308
			→	☐; Orga 10285→; für Rechtslenker; → 07/14; Scheibenbremse		24.3727-0850.2 580850	L= 1.041
			→	☐; Orga 10285→; für Linkslenker; →Orga 11043; Scheibenbremse		24.3727-0850.2 580850	L= 1.041
<b>CITROËN - C15 (VD_) 10/84→10/06</b>							
 <b>Radbremszylinder</b>							
1.0	33	10/84→12/97	→			24.3222-1118.3 020315	BDX Ø 22,2 GG
1.0 E	37	11/92→07/96					
1.4	49	07/87→12/96					
1.4 E	40	07/87→12/96					
1.4 E	44	05/87→12/96					
1.4 i	55	05/91→12/96					
1.8 D	44	07/86→12/00					
↓							

	kw			 	! #		
<b>CITROËN - C15 (VD-_) 10/84→10/06</b>							
 <b>Radbremszylinder</b>							
1.9 D	44	12/00→12/05	➔			24.3222-1118.3 020315	BDX Ø 22,2 GG
1.9 D	51	10/00→10/02					
<b>Zubehörsatz, Bremsbacken</b>							
1.0	33	10/84→12/97	➔			03.0137-9188.2 669188	BDX
1.0 E	37	11/92→07/96					
1.4	49	07/87→12/96					
1.4 E	40	07/87→12/96					
1.4 E	44	05/87→12/96					
1.4 i	55	05/91→12/96					
1.8 D	44	07/86→12/00					
1.9 D	44	12/00→12/05	➔	→ 03/01		03.0137-9188.2 669188	BDX
1.9 D	51	10/00→10/02					
 <b>Bremstrommel</b>							
1.0	33	10/84→12/97	➔	Orga 04196→		24.0222-8017.1 480071	Ø 229,0 x 50,8 / 230
1.0 E	37	11/92→07/96					
1.1	35	10/84→12/96					
1.1	40	11/88→07/96					
1.1 i	44	07/88→12/96					
1.4	49	07/87→12/96					
1.4 E	40	07/87→12/96					
1.4 E	44	05/87→12/96					
1.4 i	55	05/91→12/96					
1.8 D	44	07/86→12/00	➔			24.0222-8017.1 480071	Ø 229,0 x 50,8 / 230
1.9 D	44	12/00→12/05					
1.9 D	51	10/00→10/02					
 <b>Bremsbackensatz</b>							
1.0	33	10/84→12/97	➔			03.0137-0285.2 650285	BDX Ø 229 x 42
1.0 E	37	11/92→07/96				03.0520-2022.3 692022	BDX Ø 229 x 42 Ø 22,2 + RZ / + Zub TopKit
1.4	49	07/87→12/96					
1.4 E	40	07/87→12/96					
1.4 E	44	05/87→12/96					
1.4 i	55	05/91→12/96					
1.8 D	44	07/86→12/00					
1.9 D	44	12/00→12/05	➔	→ 03/01		03.0137-0285.2 650285	BDX Ø 229 x 42
1.9 D	51	10/00→10/02	➔			03.0520-2022.3 692022	BDX Ø 229 x 42 Ø 22,2 + RZ / + Zub TopKit
 <b>Seilzug, Feststellbremse</b>							
1.0	33	10/84→12/97	➔	⬇; Trommelbremse	2	24.3727-0324.2 580324	L= 1.715
1.0 E	37	11/92→07/96					
1.4	49	07/87→12/96					
1.4 E	40	07/87→12/96					
1.4 E	44	05/87→12/96					
1.4 i	55	05/91→12/96					
1.8 D	44	07/86→12/00					
1.9 D	44	12/00→12/05					
1.9 D	51	10/00→10/02					
<b>CITROËN - C15 Kombi 04/87→08/00</b>							
 <b>Radbremszylinder</b>							
1.4	55	05/91→07/96	➔			24.3222-1118.3 020315	BDX Ø 22,2 GG
1.8 D	44	04/87→08/00					
<b>Zubehörsatz, Bremsbacken</b>							
1.4	55	05/91→07/96	➔			03.0137-9188.2 669188	BDX
1.8 D	44	04/87→08/00					
 <b>Bremstrommel</b>							
1.1	44	08/88→07/96	➔			24.0222-8017.1 480071	Ø 229,0 x 50,8 / 230
1.8 D	44	04/87→08/00					
1.4	55	05/91→07/96	➔	Orga 04196→		24.0222-8017.1 480071	Ø 229,0 x 50,8 / 230
 <b>Bremsbackensatz</b>							
1.4	55	05/91→07/96	➔			03.0137-0285.2 650285	BDX Ø 229 x 42
1.8 D	44	04/87→08/00				03.0520-2022.3 692022	BDX Ø 229 x 42 Ø 22,2 + RZ / + Zub TopKit
 <b>Seilzug, Feststellbremse</b>							
1.4	55	05/91→07/96	➔	⬇; Trommelbremse	2	24.3727-0324.2 580324	L= 1.715
1.8 D	44	04/87→08/00					

	kw			 	! #		
<b>CITROËN - C-CROSSER (EP_) 02/07→</b>							
 <b>Bremsbackensatz, Feststellbremse</b>							
2.0 2.0 Allrad	108	11/10→		→ 01/13		<b>03.0137-3023.2 653023</b>	Ø 170 x 32 - HEB
2.2 HDi 2.4 16V	115 125	02/07→ 08/08→	➔	→ 01/13		<b>03.0137-3015.2 653015</b>	Ø 190 x 32 - HEB
<b>Zubehörsatz, Feststellbremsbacken</b>							
2.0 2.0 Allrad	108	11/10→		→ 01/13		<b>03.0137-9307.2 669307</b>	
2.2 HDi 2.4 16V	115 125	02/07→ 08/08→	➔	→ 01/13		<b>03.0137-9307.2 669307</b>	
<b>CITROËN - C-CROSSER ENTERPRISE 01/09→</b>							
 <b>Bremsbackensatz, Feststellbremse</b>							
2.2 HDi 2.4 16V	115 125	01/09→	➔	→ 01/13		<b>03.0137-3015.2 653015</b>	Ø 190 x 32 - HEB
<b>Zubehörsatz, Feststellbremsbacken</b>							
2.2 HDi 2.4 16V	115 125	01/09→	➔	→ 01/13		<b>03.0137-9307.2 669307</b>	
<b>CITROËN - C-ELYSEE 11/12→</b>							
 <b>Radbremszylinder</b>							
1.2 VTi 72 1.2 VTi 82 1.6 BlueHDi 100 1.6 HDi 92 1.6 VTi 115	53 60 73 68 85	11/12→ 12/14→ 11/14→ 11/12→ 11/12→	➔	☐; →Orga 14692; - ABS ☐; →Orga 14692; - ABS Orga 14693→; Br.trommeldurchm.innen [Zoll]: 9 Orga 14693→; Br.trommeldurchm.innen [Zoll]: 8 →Orga 14692; + ABS		<b>24.3220-1617.3 020244</b> <b>24.3220-1618.3 020245</b> <b>24.3220-1732.3 020514</b> <b>24.3220-1743.3 020556</b> <b>24.3220-1743.3 020556</b>	BDX Ø 20,64 GG BDX Ø 20,64 GG BOS Ø 20,64 ALU Ø 20,64 ALU Ø 20,64 ALU
<b>Zubehörsatz, Bremsbacken</b>							
1.2 VTi 72 1.2 VTi 82 1.6 BlueHDi 100 1.6 HDi 92 1.6 VTi 115	53 60 73 68 85	11/12→ 12/14→ 11/14→ 11/12→ 11/12→	➔	→Orga 14692; + ABS		<b>03.0137-9281.2 669281</b>	
 <b>Bremstrommel</b>							
1.2 VTi 72 1.2 VTi 82 1.6 BlueHDi 100 1.6 HDi 92 1.6 VTi 115	53 60 73 68 85	11/12→ 12/14→ 11/14→ 11/12→ 11/12→	➔			<b>24.0222-9701.2 480219</b>	Ø 228,6 x 51 / 230,1 + RLG / + ABS Ring
 <b>Bremsbackensatz</b>							
1.2 VTi 72 1.2 VTi 82 1.6 BlueHDi 100 1.6 HDi 92 1.6 VTi 115	53 60 73 68 85	11/12→ 12/14→ 11/14→ 11/12→ 11/12→	➔	Orga 14693→; Br.trommeldurchm.innen [Zoll]: 8 →Orga 14692; + ABS + ABS		<b>03.0137-0504.2 650504</b> <b>03.0137-0504.2 650504</b> <b>03.0520-9720.3 699720</b>	BOS Ø 203 x 39 + HEB BOS Ø 203 x 39 + HEB BOS Ø 203 x 39 Ø 20,64 + RZ / + Zub TopKit
<b>CITROËN - C-ZERO 10/10→</b>							
 <b>Bremsbackensatz</b>							
C-Zero C-Zero C-Zero	35 47 49	10/10→ 10/10→ 10/14→	➔			<b>03.0137-0525.2 650525</b>	Ø 203 x 32 - HEB
<b>CITROËN - DS3 11/09→07/15</b>							
 <b>Radbremszylinder</b>							
1.2 THP 110 1.6 BlueHDi 75	81 55	10/14→03/15 03/15→07/15	➔	Br.trommeldurchm.außen [mm]: 228 Br.trommeldurchm.außen [mm]: 203		<b>24.3220-1732.3 020514</b> <b>24.3220-1741.3 020548</b>	BOS Ø 20,64 ALU Ø 20,64 ALU
1.2 VTi 82 1.4 HDi 70 1.6 BlueHDi 100 1.6 HDi 90	60 50 73 68	01/13→03/15 04/10→07/15 07/14→07/15 11/09→07/15	➔	Br.trommeldurchm.außen [mm]: 203		<b>24.3220-1741.3 020548</b>	Ø 20,64 ALU
1.4 VTi 95 1.4 VTi 95 LPG	70 70	04/10→07/15 08/12→07/15	➔	Br.trommeldurchm.außen [mm]: 228		<b>24.3220-1732.3 020514</b>	BOS Ø 20,64 ALU
1.4 VTi 98	72	11/09→07/15	➔	04/10→; Br.trommeldurchm.außen [mm]: 228		<b>24.3220-1732.3 020514</b>	BOS Ø 20,64 ALU
↓							

	kw			 	! #		
<b>CITROËN - DS3 11/09→07/15</b>							
<b>Zubehörsatz, Bremsbacken</b>							
1.2 THP 110 1.6 BlueHDi 75	81 55	10/14→03/15 03/15→07/15	➔			03.0137-9228.2 669228 03.0137-9281.2 669281	BDX
1.2 VTi 82 1.4 HDi 70 1.6 BlueHDi 100 1.6 HDi 90	60 50 73 68	01/13→03/15 04/10→07/15 07/14→07/15 11/09→07/15	➔			03.0137-9281.2 669281	
1.4 VTi 95 1.4 VTi 95 LPG	70 70	04/10→07/15 08/12→07/15	➔			03.0137-9228.2 669228	BDX
1.4 VTi 98	72	11/09→07/15	➔	04/10→		03.0137-9228.2 669228	BDX
<b> Bremstrommel</b>							
1.2 THP 110 1.4 VTi 95 1.4 VTi 95 LPG 1.6 BlueHDi 75	81 70 70 55	10/14→03/15 04/10→07/15 08/12→07/15 03/15→07/15	➔			24.0222-9701.2 480219	Ø 228,6 x 51 / 230,1 + RLG / + ABS Ring
1.4 VTi 98	72	11/09→07/15	➔	04/10→		24.0222-9701.2 480219	Ø 228,6 x 51 / 230,1 + RLG / + ABS Ring
<b> Bremsbackensatz</b>							
1.2 THP 110 1.6 BlueHDi 75	81 55	10/14→03/15 03/15→07/15	➔			03.0137-0491.2 650491 03.0137-0504.2 650504 03.0520-9420.3 699420 03.0520-9620.3 699620	Ø 228 x 42 + HEB BOS Ø 203 x 39 + HEB BOS Ø 228 x 42 Ø 20,64 + RZ / + Zub TopKit Ø 203 x 39 Ø 20,64 + RZ / + Zub TopKit
1.2 VTi 82 1.4 HDi 70 1.6 BlueHDi 100 1.6 HDi 90	60 50 73 68	01/13→03/15 04/10→07/15 07/14→07/15 11/09→07/15	➔			03.0137-0504.2 650504 03.0520-9620.3 699620	BOS Ø 203 x 39 + HEB Ø 203 x 39 Ø 20,64 + RZ / + Zub TopKit
1.4 VTi 95 1.4 VTi 95 LPG	70 70	04/10→07/15 08/12→07/15	➔			03.0137-0491.2 650491 03.0520-9420.3 699420	Ø 228 x 42 + HEB BOS Ø 228 x 42 Ø 20,64 + RZ / + Zub TopKit
1.4 VTi 98	72	11/09→07/15	➔	04/10→		03.0137-0491.2 650491 03.0520-9420.3 699420	Ø 228 x 42 + HEB BOS Ø 228 x 42 Ø 20,64 + RZ / + Zub TopKit
<b>CITROËN - DS3 Cabriolet 01/13→07/15</b>							
<b> Radbremszylinder</b>							
1.2 VTi 82 1.6 HDi 90	60 69	01/13→07/15 01/13→07/15	➔	03/13→; Br.trommeldurchm.außen [mm]: 203		24.3220-1741.3 020548	Ø 20,64 ALU
1.6 BlueHDi 100	73	07/14→07/15	➔	Br.trommeldurchm.außen [mm]: 203		24.3220-1741.3 020548	Ø 20,64 ALU
1.6 BlueHDi 115	85	10/13→07/15	➔	Br.trommeldurchm.außen [mm]: 228		24.3220-1732.3 020514	BOS Ø 20,64 ALU
			➔	Br.trommeldurchm.außen [mm]: 203		24.3220-1741.3 020548	Ø 20,64 ALU
<b>Zubehörsatz, Bremsbacken</b>							
1.2 VTi 82 1.6 HDi 90	60 69	01/13→07/15 01/13→07/15	➔	03/13→		03.0137-9281.2 669281	
1.6 BlueHDi 100	73	07/14→07/15	➔			03.0137-9281.2 669281	
1.6 BlueHDi 115	85	10/13→07/15	➔			03.0137-9228.2 669228 03.0137-9281.2 669281	BDX
<b> Bremstrommel</b>							
1.6 BlueHDi 115	85	10/13→07/15	➔			24.0222-9701.2 480219	Ø 228,6 x 51 / 230,1 + RLG / + ABS Ring
<b> Bremsbackensatz</b>							
1.2 VTi 82 1.6 HDi 90	60 69	01/13→07/15 01/13→07/15	➔	03/13→		03.0137-0504.2 650504 03.0520-9620.3 699620	BOS Ø 203 x 39 + HEB Ø 203 x 39 Ø 20,64 + RZ / + Zub TopKit
1.6 BlueHDi 100	73	07/14→07/15	➔			03.0137-0504.2 650504 03.0520-9620.3 699620	BOS Ø 203 x 39 + HEB Ø 203 x 39 Ø 20,64 + RZ / + Zub TopKit
1.6 BlueHDi 115	85	10/13→07/15	➔			03.0137-0491.2 650491 03.0137-0504.2 650504 03.0520-9420.3 699420 03.0520-9620.3 699620	Ø 228 x 42 + HEB BOS Ø 203 x 39 + HEB BOS Ø 228 x 42 Ø 20,64 + RZ / + Zub TopKit Ø 203 x 39 Ø 20,64 + RZ / + Zub TopKit

	kw			 	! #		
<b>CITROËN - EVASION (22, U6) 06/94→07/02</b>							
 <b>Radbremsszylinder</b>							
1.8	73	05/97→07/02	➔	- ABS		<b>24.3219-1704.3 020374</b>	Ø 19,05 GG
1.8	76	02/96→12/96					
1.9 TD	68	10/95→12/98					
2.0	89	06/94→07/02					
2.0 HDI	80	08/99→07/02					
2.0 HDI 16V	80	09/99→07/02					
1.9 TD	66	11/94→07/02	➔	02/95→; - ABS		<b>24.3219-1704.3 020374</b>	Ø 19,05 GG
<b>Zubehörsatz, Bremsbacken</b>							
1.8	73	05/97→07/02	➔			<b>03.0137-9208.2 669208</b>	
1.8	76	02/96→12/96	➔	- ABS		<b>03.0137-9208.2 669208</b>	
1.9 TD	68	10/95→12/98					
2.0	89	06/94→07/02					
2.0 HDI	80	08/99→07/02					
2.0 HDI 16V	80	09/99→07/02					
1.9 TD	66	11/94→07/02	➔	02/95→; - ABS		<b>03.0137-9208.2 669208</b>	
 <b>Bremstrommel</b>							
1.8	73	05/97→07/02	➔			<b>24.0225-5003.1 480066</b>	Ø 255,0 x 67 / 256
1.8	76	02/96→12/96	➔	- ABS		<b>24.0225-5003.1 480066</b>	Ø 255,0 x 67 / 256
1.9 TD	68	10/95→12/98					
2.0	89	06/94→07/02					
2.0 HDI	80	08/99→07/02					
2.0 HDI 16V	80	09/99→07/02					
1.9 TD	66	11/94→07/02	➔	02/95→; - ABS		<b>24.0225-5003.1 480066</b>	Ø 255,0 x 67 / 256
 <b>Bremsbackensatz</b>							
1.8	73	05/97→07/02	➔			<b>03.0137-0314.2 650314</b>	Ø 255 x 61
			➔	- ABS		<b>03.0520-2619.3 692619</b>	BDX Ø 255 x 61 Ø 19,05 + RZ / + Zub TopKit
1.8	76	02/96→12/96	➔	- ABS		<b>03.0137-0314.2 650314</b>	Ø 255 x 61
1.9 TD	68	10/95→12/98				<b>03.0520-2619.3 692619</b>	BDX Ø 255 x 61 Ø 19,05 + RZ / + Zub TopKit
2.0	89	06/94→07/02					
2.0 HDI	80	08/99→07/02					
2.0 HDI 16V	80	09/99→07/02					
1.9 TD	66	11/94→07/02	➔	02/95→; - ABS		<b>03.0137-0314.2 650314</b>	Ø 255 x 61
						<b>03.0520-2619.3 692619</b>	BDX Ø 255 x 61 Ø 19,05 + RZ / + Zub TopKit
 <b>Bremsbackensatz, Feststellbremse</b>							
1.8	73	05/97→07/02				<b>03.0137-4018.2 654018</b>	Ø 180 x 30 + Zub
1.8	76	02/96→12/96					
2.0	89	06/94→07/02					
2.0 16V	100	05/00→07/02					
2.0 HDI	80	08/99→07/02					
2.0 HDI 16V	80	09/99→07/02					
2.0 Turbo C.T.	108	06/94→07/02					
2.1 TD	80	05/96→07/02					
1.9 TD	66	11/94→07/02		02/95→		<b>03.0137-4018.2 654018</b>	Ø 180 x 30 + Zub
2.0 16V	97	05/98→04/00		12/98→		<b>03.0137-4018.2 654018</b>	Ø 180 x 30 + Zub
<b>Zubehörsatz, Feststellbremsbacken</b>							
1.8	73	05/97→07/02	➔			<b>03.0137-9249.2 669249</b>	
1.8	76	02/96→12/96					
2.0	89	06/94→07/02					
2.0 16V	100	05/00→07/02					
2.0 HDI	80	08/99→07/02					
2.0 HDI 16V	80	09/99→07/02					
2.0 Turbo C.T.	108	06/94→07/02					
2.1 TD	80	05/96→07/02					
1.9 TD	66	11/94→07/02	➔	02/95→		<b>03.0137-9249.2 669249</b>	
2.0 16V	97	05/98→04/00	➔	12/98→		<b>03.0137-9249.2 669249</b>	
<b>Reparatursatz, Automatische Nachstellung</b>							
1.8	73	05/97→07/02				<b>03.0137-9700.2 669700</b>	
1.8	76	02/96→12/96				<b>03.0137-9702.2 669702</b>	
2.0	89	06/94→07/02					
2.0 16V	100	05/00→07/02					
2.0 HDI	80	08/99→07/02					
2.0 HDI 16V	80	09/99→07/02					
2.0 Turbo C.T.	108	06/94→07/02					
2.1 TD	80	05/96→07/02					
1.9 TD	66	11/94→07/02		02/95→		<b>03.0137-9700.2 669700</b>	
↓							



**CITROËN - EVASION (22, U6) 06/94→07/02**

**Reparaturatz, Automatische Nachstellung**

1.9 TD	66	11/94→07/02		02/95→		<b>03.0137-9702.2</b>	<b>669702</b>	
2.0 16V	97	05/98→04/00		12/98→		<b>03.0137-9700.2</b>	<b>669700</b>	
						<b>03.0137-9702.2</b>	<b>669702</b>	

**Seilzug, Feststellbremse**

1.8 1.8 1.9 TD 2.0 2.0 HDI 2.0 HDI 16V	73 76 68 89 80 80	05/97→07/02 02/96→12/96 10/95→12/98 06/94→07/02 08/99→07/02 09/99→07/02		↕; für Linkslenker; Scheibenbremse	1	<b>24.3727-0336.2</b>	<b>580336</b>	L= 500
				↕; für Linkslenker; Scheibenbremse		<b>24.3727-0529.2</b>	<b>580529</b>	L= 2.205
				↕; für Linkslenker; Scheibenbremse		<b>24.3727-0530.2</b>	<b>580530</b>	L= 1.255
				↕; für Linkslenker; Trommelbremse		<b>24.3727-0531.2</b>	<b>580531</b>	L= 2.286
				↕; für Rechtslenker; Trommelbremse		<b>24.3727-0532.2</b>	<b>580532</b>	L= 1.063
				↕; für Linkslenker; Trommelbremse		<b>24.3727-0532.2</b>	<b>580532</b>	L= 1.063
1.9 TD	66	11/94→07/02		↕; 02/95→; für Linkslenker; Scheibenbremse	1	<b>24.3727-0336.2</b>	<b>580336</b>	L= 500
				↕; 02/95→; für Linkslenker; Scheibenbremse		<b>24.3727-0529.2</b>	<b>580529</b>	L= 2.205
				↕; 02/95→; für Linkslenker; Scheibenbremse		<b>24.3727-0530.2</b>	<b>580530</b>	L= 1.255
				↕; 02/95→; für Linkslenker; Trommelbremse		<b>24.3727-0531.2</b>	<b>580531</b>	L= 2.286
				↕; 02/95→; für Linkslenker; Trommelbremse		<b>24.3727-0532.2</b>	<b>580532</b>	L= 1.063
				↕; 02/95→; für Rechtslenker; Trommelbremse		<b>24.3727-0532.2</b>	<b>580532</b>	L= 1.063
2.0 16V	97	05/98→04/00		↕; 12/98→; für Linkslenker; Scheibenbremse	1	<b>24.3727-0336.2</b>	<b>580336</b>	L= 500
				↕; 12/98→; für Linkslenker; Scheibenbremse		<b>24.3727-0529.2</b>	<b>580529</b>	L= 2.205
				↕; 12/98→; für Linkslenker; Scheibenbremse		<b>24.3727-0530.2</b>	<b>580530</b>	L= 1.255
2.0 16V 2.0 Turbo C.T. 2.1 TD	100 108 80	05/00→07/02 06/94→07/02 05/96→07/02		↕; für Linkslenker; Scheibenbremse	1	<b>24.3727-0336.2</b>	<b>580336</b>	L= 500
				↕; für Linkslenker; Scheibenbremse		<b>24.3727-0529.2</b>	<b>580529</b>	L= 2.205
				↕; für Linkslenker; Scheibenbremse		<b>24.3727-0530.2</b>	<b>580530</b>	L= 1.255

**CITROËN - JUMPER Bus 04/06→**











**Bremsbackensatz, Feststellbremse**











2.0 BlueHdi 110	81	07/15→				<b>03.0137-4004.2</b>	<b>654004</b>	Ø 172 x 42 + Zub
2.0 BlueHdi 130	96	07/15→						
2.0 BlueHdi 160	120	07/15→						
2.2 HDi 100	74	04/06→						
2.2 HDi 110	81	07/11→						
2.2 HDi 120	88	04/06→						
2.2 HDi 130	96	07/11→						
2.2 HDi 150	110	07/11→						
3.0 HDi 155	115	07/10→						
3.0 HDi 160	116	09/06→						
3.0 HDi 180	130	07/11→						














**CITROËN - JUMPER Bus (230P) 02/94→04/02**



**Radbremszylinder**








1.9 D	51	01/99→04/02		→ 10/01; Nutzlast [kg]: 1.000		<b>24.3225-1701.3</b>	<b>020399</b>	Ø 25,4 GG
				11/01→ 03/02; Nutzlast [kg]: 1.000		<b>24.3226-1702.3</b>	<b>020469</b>	Ø 26,99 GG
1.9 TD	66	08/94→04/02		→ 10/01; Nutzlast ab [kg] 1.000 Nutzlast bis [kg] 1.400		<b>24.3225-1701.3</b>	<b>020399</b>	Ø 25,4 GG
				11/01→ 03/02; Nutzlast ab [kg] 1.000 Nutzlast bis [kg] 1.400		<b>24.3226-1702.3</b>	<b>020469</b>	Ø 26,99 GG
1.9 TD 4x4	68	02/94→04/02		→ 10/01; Nutzlast ab [kg] 1.000 Nutzlast bis [kg] 1.400		<b>24.3225-1701.3</b>	<b>020399</b>	Ø 25,4 GG
				11/01→ 03/02; Nutzlast ab [kg] 1.000 Nutzlast bis [kg] 1.400		<b>24.3226-1702.3</b>	<b>020469</b>	Ø 26,99 GG
2.0	80	02/94→04/02		→ 10/01; Nutzlast ab [kg] 1.000 Nutzlast bis [kg] 1.400		<b>24.3225-1701.3</b>	<b>020399</b>	Ø 25,4 GG
				11/01→ 03/02; Nutzlast ab [kg] 1.000 Nutzlast bis [kg] 1.400		<b>24.3226-1702.3</b>	<b>020469</b>	Ø 26,99 GG
				→ 10/01; Nutzlast [kg]: 1.800		<b>24.3228-1701.3</b>	<b>020401</b>	Ø 28,57 GG
2.5 D	63	08/94→04/02		→ 10/01; Nutzlast [kg]: 1.400		<b>24.3225-1701.3</b>	<b>020399</b>	Ø 25,4 GG
				11/01→ 03/02; Nutzlast [kg]: 1.400		<b>24.3226-1702.3</b>	<b>020469</b>	Ø 26,99 GG
				→ 10/01; Nutzlast [kg]: 1.800		<b>24.3228-1701.3</b>	<b>020401</b>	Ø 28,57 GG
2.5 TD 2.8 HDi	76 94	08/94→04/02 09/00→04/02		→ 10/01; Nutzlast [kg]: 1.400		<b>24.3226-1702.3</b>	<b>020469</b>	Ø 26,99 GG
				11/01→ 03/02; Nutzlast [kg]: 1.400		<b>24.3226-1702.3</b>	<b>020469</b>	Ø 26,99 GG
				→ 10/01; Nutzlast [kg]: 1.800		<b>24.3228-1701.3</b>	<b>020401</b>	Ø 28,57 GG








	kw			 	! #		
<b>CITROËN - JUMPER Bus (230P) 02/94→04/02</b>							
 <b>Radbremszylinder</b>							
2.5 TDi	79	12/96→11/00	➡	Nutzlast [kg]: 1.400	24.3226-1702.3	020469	Ø 26,99 GG
			➡	Nutzlast [kg]: 1.800	24.3228-1701.3	020401	Ø 28,57 GG
2.8 D	64	01/99→02/02	➡	→ S 16206253; Nutzlast [kg]: 1.400	24.3225-1701.3	020399	Ø 25,4 GG
			➡	S 16204256→; Nutzlast [kg]: 1.400	24.3226-1702.3	020469	Ø 26,99 GG
			➡	→ S 16209999; Nutzlast [kg]: 1.800	24.3228-1701.3	020401	Ø 28,57 GG
<b>Zubehörsatz, Bremsbacken</b>							
1.9 D	51	01/99→04/02	➡	→ 10/01; Nutzlast [kg]: 1.000	03.0137-9219.2	669219	TRW
			➡	11/01→ 03/02; Nutzlast [kg]: 1.000	03.0137-9285.2	669285	AP
1.9 TD 1.9 TD 1.9 TD 4x4 2.0 4x4	66	08/94→04/02	➡	→ 10/01; Nutzlast ab [kg] 1.000 Nutzlast bis [kg] 1.400	03.0137-9219.2	669219	TRW
	68	02/94→04/02					
	68	08/96→04/02	➡	11/01→ 03/02; Nutzlast ab [kg] 1.000 Nutzlast bis [kg] 1.400	03.0137-9285.2	669285	AP
	80	08/96→04/02					
2.0	80	02/94→04/02	➡	→ 10/01; Nutzlast [kg]: 1.800	03.0137-9219.2	669219	TRW
			➡	→ 10/01; Nutzlast ab [kg] 1.000 Nutzlast bis [kg] 1.400	03.0137-9219.2	669219	TRW
			➡	11/01→ 03/02; Nutzlast ab [kg] 1.000 Nutzlast bis [kg] 1.400	03.0137-9285.2	669285	AP
2.5 D 2.5 TD 2.8 HDi	63	08/94→04/02	➡	→ 10/01; Nutzlast [kg]: 1.400	03.0137-9219.2	669219	TRW
	76	08/94→04/02					
	94	09/00→04/02	➡	→ 10/01; Nutzlast [kg]: 1.800	03.0137-9219.2	669219	TRW
2.5 TDi	79	12/96→11/00	➡	Nutzlast [kg]: 1.800	03.0137-9219.2	669219	TRW
			➡	Nutzlast [kg]: 1.400	03.0137-9219.2	669219	TRW
2.8 D	64	01/99→02/02	➡	→ S 16206253; Nutzlast [kg]: 1.400	03.0137-9219.2	669219	TRW
			➡	→ S 16209999; Nutzlast [kg]: 1.800	03.0137-9219.2	669219	TRW
			➡	S 16204256→; Nutzlast [kg]: 1.400	03.0137-9285.2	669285	AP
 <b>Bremstrommel</b>							
1.9 D	51	01/99→04/02	➡	→ 03/02; Nutzlast [kg]: 1.000	24.0225-4002.1	480048	Ø 254,0 x 64,4 / 255,6
1.9 TD 1.9 TD 1.9 TD 4x4 2.0 4x4	66	08/94→04/02	➡	→ 03/02; Nutzlast ab [kg] 1.000 Nutzlast bis [kg] 1.400	24.0225-4002.1	480048	Ø 254,0 x 64,4 / 255,6
	68	02/94→04/02					
	68	08/96→04/02					
	80	08/96→04/02					
2.0	80	02/94→04/02	➡	→ 03/02; Nutzlast ab [kg] 1.000 Nutzlast bis [kg] 1.400	24.0225-4002.1	480048	Ø 254,0 x 64,4 / 255,6
			➡	→ 10/01; Nutzlast [kg]: 1.800	24.0225-4005.1	480070	Ø 254,0 x 64,5 / 255,6
2.5 D 2.5 TD 2.8 HDi	63	08/94→04/02	➡	→ 03/02; Nutzlast [kg]: 1.400	24.0225-4002.1	480048	Ø 254,0 x 64,4 / 255,6
	76	08/94→04/02					
	94	09/00→04/02	➡	→ 10/01; Nutzlast [kg]: 1.800	24.0225-4005.1	480070	Ø 254,0 x 64,5 / 255,6
2.5 TDi	79	12/96→11/00	➡	Nutzlast [kg]: 1.400	24.0225-4002.1	480048	Ø 254,0 x 64,4 / 255,6
			➡	Nutzlast [kg]: 1.800	24.0225-4005.1	480070	Ø 254,0 x 64,5 / 255,6
2.8 D	64	01/99→02/02	➡	Nutzlast [kg]: 1.400	24.0225-4002.1	480048	Ø 254,0 x 64,4 / 255,6
			➡	→ S 16209999; Nutzlast [kg]: 1.800	24.0225-4005.1	480070	Ø 254,0 x 64,5 / 255,6
 <b>Bremsbackensatz</b>							
1.9 D	51	01/99→04/02	➡	→ 10/01; Nutzlast [kg]: 1.000; nicht für Wohnmobile	03.0137-0333.2	650333	TRW Ø 254 x 57 + HEB
			➡	11/01→ 03/02; Nutzlast [kg]: 1.000	03.0520-0925.3	690925	TRW Ø 254 x 57 Ø 25,4 + RZ / + Zub TopKit
1.9 TD 1.9 TD 1.9 TD 4x4 2.0 4x4	66	08/94→04/02	➡	→ 10/01; Nutzlast ab [kg] 1.000 Nutzlast bis [kg] 1.400; nicht für Wohnmobile	03.0137-0333.2	650333	TRW Ø 254 x 57 + HEB
	68	02/94→04/02					
	68	08/96→04/02					
	80	08/96→04/02	➡	11/01→ 03/02; Nutzlast ab [kg] 1.000 Nutzlast bis [kg] 1.400	03.0137-0432.2	650432	AP Ø 254 x 57 + HEB
2.0	80	02/94→04/02	➡	→ 10/01; Nutzlast ab [kg] 1.000 Nutzlast bis [kg] 1.400; nicht für Wohnmobile	03.0520-0326.3	690326	AP Ø 254 x 57 Ø 26,99 + RZ / + Zub TopKit
			➡	→ 10/01; Nutzlast [kg]: 1.800; nicht für Wohnmobile	03.0137-0334.2	650334	TRW Ø 254 x 57 + HEB
					03.0520-0728.3	690728	TRW Ø 254 x 57 Ø 28,57 + RZ / + Zub TopKit














	kw			 	! #		
<b>CITROËN - JUMPER Bus (230P) 02/94→04/02</b>							
 <b>Bremsbackensatz</b>							
2.0	80	02/94→04/02	➡	11/01→ 03/02; Nutzlast ab [kg] 1.000 Nutzlast bis [kg] 1.400		<b>03.0137-0432.2 650432</b> <b>03.0520-0326.3 690326</b>	AP Ø 254 x 57 + HEB AP Ø 254 x 57 Ø 26,99 + RZ / + Zub TopKit
2.5 D	63	08/94→04/02	➡	→ 10/01; Nutzlast [kg]: 1.400; nicht für Wohnmobile		<b>03.0137-0333.2 650333</b> <b>03.0520-0925.3 690925</b>	TRW Ø 254 x 57 + HEB TRW Ø 254 x 57 Ø 25,4 + RZ / + Zub TopKit
			➡	→ 10/01; Nutzlast [kg]: 1.800; nicht für Wohnmobile		<b>03.0137-0334.2 650334</b> <b>03.0520-0728.3 690728</b>	TRW Ø 254 x 57 + HEB TRW Ø 254 x 57 Ø 28,57 + RZ / + Zub TopKit
			➡	11/01→ 03/02; Nutzlast [kg]: 1.400		<b>03.0137-0432.2 650432</b> <b>03.0520-0326.3 690326</b>	AP Ø 254 x 57 + HEB AP Ø 254 x 57 Ø 26,99 + RZ / + Zub TopKit
2.5 TD 2.8 HDi	76 94	08/94→04/02 09/00→04/02	➡	→ 10/01; Nutzlast [kg]: 1.400; nicht für Wohnmobile		<b>03.0137-0333.2 650333</b> <b>03.0520-0226.3 690226</b>	TRW Ø 254 x 57 + HEB TRW Ø 254 x 57 Ø 26,99 + RZ / + Zub TopKit
			➡	→ 10/01; Nutzlast [kg]: 1.800; nicht für Wohnmobile		<b>03.0137-0334.2 650334</b> <b>03.0520-0728.3 690728</b>	TRW Ø 254 x 57 + HEB TRW Ø 254 x 57 Ø 28,57 + RZ / + Zub TopKit
			➡	11/01→ 03/02; Nutzlast [kg]: 1.400		<b>03.0137-0432.2 650432</b> <b>03.0520-0326.3 690326</b>	AP Ø 254 x 57 + HEB AP Ø 254 x 57 Ø 26,99 + RZ / + Zub TopKit
2.5 TDi	79	12/96→11/00	➡	Nutzlast [kg]: 1.400; nicht für Wohnmobile		<b>03.0137-0333.2 650333</b> <b>03.0520-0226.3 690226</b>	TRW Ø 254 x 57 + HEB TRW Ø 254 x 57 Ø 26,99 + RZ / + Zub TopKit
			➡	Nutzlast [kg]: 1.800; nicht für Wohnmobile		<b>03.0137-0334.2 650334</b> <b>03.0520-0728.3 690728</b>	TRW Ø 254 x 57 + HEB TRW Ø 254 x 57 Ø 28,57 + RZ / + Zub TopKit
2.8 D	64	01/99→02/02	➡	→ S 16206253; Nutzlast [kg]: 1.400; nicht für Wohnmobile		<b>03.0137-0333.2 650333</b>	TRW Ø 254 x 57 + HEB
			➡	→ S 16209999; Nutzlast [kg]: 1.800; nicht für Wohnmobile		<b>03.0137-0334.2 650334</b>	TRW Ø 254 x 57 + HEB
			➡	S 16204256→; Nutzlast [kg]: 1.400		<b>03.0137-0432.2 650432</b>	AP Ø 254 x 57 + HEB
 <b>Seilzug, Feststellbremse</b>							
1.9 D	51	01/99→04/02	➡	↓; → S 16158427; Nutzlast [kg]: 1.000; Scheiben/Trommel	1	<b>24.3727-0345.2 580345</b>	L= 3.045
			➡	↓; S 16158428→; → 03/02; Nutzlast [kg]: 1.000; Scheiben/Trommel	1	<b>24.3727-0350.2 580350</b>	L= 2.827
1.9 TD 1.9 TD	66 68	08/94→04/02 02/94→04/02	➡	↓; → S 16158427; Nutzlast ab [kg] 1.000 Nutzlast bis [kg] 1.400; Scheiben/Trommel	1	<b>24.3727-0345.2 580345</b>	L= 3.045
			➡	↓; S 16158428→; → 03/02; Nutzlast ab [kg] 1.000 Nutzlast bis [kg] 1.400; Scheiben/Trommel	1	<b>24.3727-0350.2 580350</b>	L= 2.827
2.0	80	02/94→04/02	➡	↓; → S 16158427; Nutzlast ab [kg] 1.000 Nutzlast bis [kg] 1.800; Scheiben/Trommel	1	<b>24.3727-0345.2 580345</b>	L= 3.045
			➡	↓; S 16158428→; → 03/02; Nutzlast ab [kg] 1.000 Nutzlast bis [kg] 1.800; Scheiben/Trommel	1	<b>24.3727-0350.2 580350</b>	L= 2.827
2.5 D 2.5 TD 2.8 HDi	63 76 94	08/94→04/02 08/94→04/02 09/00→04/02	➡	↓; → S 16158427; Nutzlast ab [kg] 1.400 Nutzlast bis [kg] 1.800; Scheiben/Trommel	1	<b>24.3727-0345.2 580345</b>	L= 3.045
			➡	↓; S 16158428→; → 03/02; Nutzlast ab [kg] 1.400 Nutzlast bis [kg] 1.800; Scheiben/Trommel	1	<b>24.3727-0350.2 580350</b>	L= 2.827
2.5 TDi 2.8 D	79 64	12/96→11/00 01/99→02/02	➡	↓; → S 16158427; Nutzlast ab [kg] 1.400 Nutzlast bis [kg] 1.800; Scheiben/Trommel	1	<b>24.3727-0345.2 580345</b>	L= 3.045
			➡	↓; S 16158428→; Nutzlast ab [kg] 1.400 Nutzlast bis [kg] 1.800; Scheiben/Trommel	1	<b>24.3727-0350.2 580350</b>	L= 2.827
<b>CITROËN - JUMPER Bus (244, Z_) 04/02→</b>							
 <b>Radbremszylinder</b>							
2.0 2.0 HDi 2.2 HDi 2.8 HDi	81 62 74 94	04/02→ 04/02→ 04/02→ 04/02→	➡	→ 03/06; Nutzlast ab [kg] 1.000 Nutzlast bis [kg] 1.400		<b>24.3226-1702.3 020469</b>	Ø 26,99 GG
2.8 HDi Allrad ↓	94	04/02→	➡	→ 03/06		<b>24.3226-1702.3 020469</b>	Ø 26,99 GG

	kw					! #			
<b>CITROËN - JUMPER Bus (244, Z_) 04/02→</b>									
<b>Zubehörsatz, Bremsbacken</b>									
2.0	81	04/02→	➔	→ 03/06; Nutzlast ab [kg] 1.000 Nutzlast bis [kg] 1.400		03.0137-9285.2	669285	AP	
2.0 HDi	62	04/02→							
2.2 HDi	74	04/02→							
2.8 HDi	94	04/02→							
2.8 HDi Allrad	94	04/02→	➔	→ 03/06		03.0137-9285.2	669285	AP	
<b> Bremstrommel</b>									
2.0	81	04/02→	➔	→ 03/06; Nutzlast ab [kg] 1.000 Nutzlast bis [kg] 1.400		24.0225-4002.1	480048	Ø 254,0 x 64,4 / 255,6	
2.0 HDi	62	04/02→							
2.2 HDi	74	04/02→							
2.8 HDi	94	04/02→							
2.8 HDi Allrad	94	04/02→	➔	→ 03/06		24.0225-4002.1	480048	Ø 254,0 x 64,4 / 255,6	
<b> Bremsbackensatz</b>									
2.0	81	04/02→	➔	→ 03/06; Nutzlast ab [kg] 1.000 Nutzlast bis [kg] 1.400		03.0137-0432.2	650432	AP Ø 254 x 57 + HEB	
2.0 HDi	62	04/02→				03.0520-0326.3	690326	AP Ø 254 x 57 Ø 26,99 + RZ / + Zub TopKit	
2.2 HDi	74	04/02→							
2.8 HDi	94	04/02→							
2.8 HDi Allrad	94	04/02→	➔	→ 03/06		03.0137-0432.2	650432	AP Ø 254 x 57 + HEB	
						03.0520-0326.3	690326	AP Ø 254 x 57 Ø 26,99 + RZ / + Zub TopKit	
<b> Bremsbackensatz, Feststellbremse</b>									
2.0 bivalent	81	02/03→	➔	→ 03/06; Nutzlast ab [kg] 1.000 Nutzlast bis [kg] 1.800; - Stutzlager		03.0137-4002.2	654002	Ø 172 x 42 + Zub	
2.0 HDi	62	04/02→							
2.2 HDi	74	04/02→							
2.8 HDi	94	04/02→							
2.8 HDi Allrad	94	04/02→	➔	→ 03/06; - Stutzlager		03.0137-4002.2	654002	Ø 172 x 42 + Zub	
<b> Seilzug, Feststellbremse</b>									
2.0 HDi	62	04/02→	←	⬆; → 03/06; Nutzlast ab [kg] 1.000 Nutzlast bis [kg] 1.800; Trommelbremse		1	24.3727-0300.2	580300	L= 1.078
2.2 HDi	74	04/02→	←	⬆; S 17103013→; → 03/06; für Linkslenker; Nutzlast ab [kg] 1.000 Nutzlast bis [kg] 1.800; Scheibenbremse		1	24.3727-0300.2	580300	L= 1.078
2.8 HDi	94	04/02→	←	⬆; → S 17103012; Nutzlast ab [kg] 1.000 Nutzlast bis [kg] 1.800; Scheibenbremse		1	24.3727-0300.2	580300	L= 1.078
			➔	⬇; → 03/06; Nutzlast ab [kg] 1.000 Nutzlast bis [kg] 1.800; Trommelbremse		1	24.3727-0343.2	580343	L= 2.827
			➔	⬇; → S 17103012; Nutzlast ab [kg] 1.000 Nutzlast bis [kg] 1.800; Scheibenbremse		1	24.3727-0348.2	580348	L= 2.715
2.8 HDi Allrad	94	04/02→	←	⬆; S 17103013→; → 03/06; Nutzlast ab [kg] 1.000 Nutzlast bis [kg] 1.800; Scheibenbremse		1	24.3727-0562.2	580562	L= 1.059
			←	⬆; → S 17103012; Nutzlast ab [kg] 1.000 Nutzlast bis [kg] 1.800; Scheibenbremse		1	24.3727-0562.2	580562	L= 1.059
			➔	⬇; → S 17103012; Nutzlast ab [kg] 1.000 Nutzlast bis [kg] 1.800; Scheibenbremse		1	24.3727-0348.2	580348	L= 2.715
<b>CITROËN - JUMPER Kasten 04/06→</b>									
<b> Bremsbackensatz, Feststellbremse</b>									
2.0 BlueHDi 110	81	04/16→	➔			03.0137-4004.2	654004	Ø 172 x 42 + Zub	
2.0 BlueHDi 130	96	04/16→							
2.0 BlueHDi 160	120	04/16→							
2.0 BlueHDi 160 4x4	120	04/16→							
2.2 HDi 100	74	04/06→							
2.2 HDi 110	81	07/11→							
2.2 HDi 120	88	04/06→							
2.2 HDi 130	96	07/11→							
2.2 HDi 150	110	07/11→							
3.0 HDi 145	107	07/10→							
3.0 HDi 155	115	07/10→							
3.0 HDi 160	116	09/06→							
3.0 HDi 180	130	07/11→							
<b>CITROËN - JUMPER Kasten (230L) 02/94→04/02</b>									
<b> Radbremszylinder</b>									
1.9 D	50	07/99→04/02	➔	→ 10/01; Nutzlast [kg]: 1.000		24.3225-1701.3	020399	Ø 25,4 GG	
1.9 D	51	02/94→04/02	➔	11/01→ 03/02; Nutzlast [kg]: 1.000		24.3226-1702.3	020469	Ø 26,99 GG	
↓									











	kw			 	! #		
<b>CITROËN - JUMPER Kasten (230L) 02/94→04/02</b>							
<b> Radbremszylinder</b>							
1.9 TD 1.9 TD	66 68	03/94→04/02 03/94→04/02	➡	→ 10/01; Nutzlast ab [kg] 1.000 Nutzlast bis [kg] 1.400		24.3225-1701.3 020399	Ø 25,4 GG
			➡	11/01→ 03/02; Nutzlast ab [kg] 1.000 Nutzlast bis [kg] 1.400		24.3226-1702.3 020469	Ø 26,99 GG
2.0	80	03/94→04/02	➡	→ 10/01; Nutzlast ab [kg] 1.000 Nutzlast bis [kg] 1.400		24.3225-1701.3 020399	Ø 25,4 GG
			➡	11/01→ 03/02; Nutzlast ab [kg] 1.000 Nutzlast bis [kg] 1.400		24.3226-1702.3 020469	Ø 26,99 GG
			➡	→ 10/01; Nutzlast [kg]: 1.800		24.3228-1701.3 020401	Ø 28,57 GG
2.0 4x4	80	10/96→01/02	➡	→ 10/01; Nutzlast ab [kg] 1.000 Nutzlast bis [kg] 1.400		24.3225-1701.3 020399	Ø 25,4 GG
			➡	11/01→; Nutzlast ab [kg] 1.000 Nutzlast bis [kg] 1.400		24.3226-1702.3 020469	Ø 26,99 GG
			➡	→ 10/01; Nutzlast [kg]: 1.800		24.3228-1701.3 020401	Ø 28,57 GG
2.0 HDI	62	11/01→04/02	➡	→ 03/02; Nutzlast ab [kg] 1.000 Nutzlast bis [kg] 1.400		24.3226-1702.3 020469	Ø 26,99 GG
2.5 D 2.5 D 4x4	63 63	03/94→04/02 03/00→04/02	➡	→ 10/01; Nutzlast [kg]: 1.400		24.3225-1701.3 020399	Ø 25,4 GG
			➡	11/01→ 03/02; Nutzlast [kg]: 1.400		24.3226-1702.3 020469	Ø 26,99 GG
			➡	→ 10/01; Nutzlast [kg]: 1.800		24.3228-1701.3 020401	Ø 28,57 GG
2.5 DT 4x4	76	10/96→08/97	➡	Nutzlast [kg]: 1.400		24.3226-1702.3 020469	Ø 26,99 GG
2.5 TD 2.8 HDi 2.8 HDi 4x4	76 94 94	03/94→04/02 09/00→04/02 09/00→04/02	➡	→ 10/01; Nutzlast [kg]: 1.400		24.3226-1702.3 020469	Ø 26,99 GG
			➡	11/01→ 03/02; Nutzlast [kg]: 1.400		24.3226-1702.3 020469	Ø 26,99 GG
			➡	→ 10/01; Nutzlast [kg]: 1.800		24.3228-1701.3 020401	Ø 28,57 GG
2.5 TDi 2.5 TDi 4x4	79 79	12/96→11/00 03/00→11/00	➡	Nutzlast [kg]: 1.400		24.3226-1702.3 020469	Ø 26,99 GG
			➡	Nutzlast [kg]: 1.800		24.3228-1701.3 020401	Ø 28,57 GG
2.8 D	64	01/99→02/02	➡	→ S 16206253; Nutzlast [kg]: 1.400		24.3225-1701.3 020399	Ø 25,4 GG
			➡	S 16204256→; Nutzlast [kg]: 1.400		24.3226-1702.3 020469	Ø 26,99 GG
			➡	→ S 16209999; Nutzlast [kg]: 1.800		24.3228-1701.3 020401	Ø 28,57 GG
<b>Zubehörsatz, Bremsbacken</b>							
1.9 D 1.9 D	50 51	07/99→04/02 02/94→04/02	➡	→ 10/01; Nutzlast [kg]: 1.000		03.0137-9219.2 669219	TRW
			➡	11/01→ 03/02; Nutzlast [kg]: 1.000		03.0137-9285.2 669285	AP
1.9 TD 1.9 TD	66 68	03/94→04/02 03/94→04/02	➡	→ 10/01; Nutzlast ab [kg] 1.000 Nutzlast bis [kg] 1.400		03.0137-9219.2 669219	TRW
			➡	11/01→ 03/02; Nutzlast ab [kg] 1.000 Nutzlast bis [kg] 1.400		03.0137-9285.2 669285	AP
2.0	80	03/94→04/02	➡	→ 10/01; Nutzlast [kg]: 1.800		03.0137-9219.2 669219	TRW
			➡	→ 10/01; Nutzlast ab [kg] 1.000 Nutzlast bis [kg] 1.400		03.0137-9219.2 669219	TRW
			➡	11/01→ 03/02; Nutzlast ab [kg] 1.000 Nutzlast bis [kg] 1.400		03.0137-9285.2 669285	AP
2.0 4x4	80	10/96→01/02	➡	→ 10/01; Nutzlast [kg]: 1.800		03.0137-9219.2 669219	TRW
			➡	→ 10/01; Nutzlast ab [kg] 1.000 Nutzlast bis [kg] 1.400		03.0137-9219.2 669219	TRW
			➡	11/01→; Nutzlast ab [kg] 1.000 Nutzlast bis [kg] 1.400		03.0137-9285.2 669285	AP
2.0 HDI	62	11/01→04/02	➡	→ 03/02; Nutzlast ab [kg] 1.000 Nutzlast bis [kg] 1.400		03.0137-9285.2 669285	AP
2.5 D 2.5 D 4x4	63 63	03/94→04/02 03/00→04/02	➡	→ 10/01; Nutzlast [kg]: 1.400		03.0137-9219.2 669219	TRW
2.5 TD 2.8 HDi 2.8 HDi 4x4	76 94 94	03/94→04/02 09/00→04/02 09/00→04/02	➡	→ 10/01; Nutzlast [kg]: 1.800		03.0137-9219.2 669219	TRW
			➡	11/01→ 03/02; Nutzlast [kg]: 1.400		03.0137-9285.2 669285	AP
2.5 DT 4x4	76	10/96→08/97	➡	Nutzlast [kg]: 1.400		03.0137-9219.2 669219	TRW
2.5 TDi 2.5 TDi 4x4	79 79	12/96→11/00 03/00→11/00	➡	Nutzlast [kg]: 1.800		03.0137-9219.2 669219	TRW
			➡	Nutzlast [kg]: 1.400		03.0137-9219.2 669219	TRW
2.8 D	64	01/99→02/02	➡	→ S 16206253; Nutzlast [kg]: 1.400		03.0137-9219.2 669219	TRW
			➡	→ S 16209999; Nutzlast [kg]: 1.800		03.0137-9219.2 669219	TRW
			➡	S 16204256→; Nutzlast [kg]: 1.400		03.0137-9285.2 669285	AP
<b> Bremsstrommel</b>							
1.9 D 1.9 D	50 51	07/99→04/02 02/94→04/02	➡	→ 03/02; Nutzlast [kg]: 1.000		24.0225-4002.1 480048	Ø 254,0 x 64,4 / 255,6
↓							











	kw			 	! #		
<b>CITROËN - JUMPER Kasten (230L) 02/94→04/02</b>							
<b>Bremstrommel</b>							
1.9 TD	66	03/94→04/02	➡	→ 03/02; Nutzlast ab [kg] 1.000 Nutzlast bis [kg] 1.400		24.0225-4002.1 480048	Ø 254,0 x 64,4 / 255,6
1.9 TD	68	03/94→04/02					
2.0 HDI	62	11/01→04/02					
2.0	80	03/94→04/02	➡	→ 03/02; Nutzlast ab [kg] 1.000 Nutzlast bis [kg] 1.400		24.0225-4002.1 480048	Ø 254,0 x 64,4 / 255,6
			➡	→ 10/01; Nutzlast [kg]: 1.800		24.0225-4005.1 480070	Ø 254,0 x 64,5 / 255,6
2.0 4x4	80	10/96→01/02	➡	Nutzlast ab [kg] 1.000 Nutzlast bis [kg] 1.400		24.0225-4002.1 480048	Ø 254,0 x 64,4 / 255,6
			➡	→ 10/01; Nutzlast [kg]: 1.800		24.0225-4005.1 480070	Ø 254,0 x 64,5 / 255,6
2.5 D	63	03/94→04/02	➡	→ 03/02; Nutzlast [kg]: 1.400		24.0225-4002.1 480048	Ø 254,0 x 64,4 / 255,6
2.5 D 4x4	63	03/00→04/02					
2.5 TD	76	03/94→04/02	➡	→ 10/01; Nutzlast [kg]: 1.800		24.0225-4005.1 480070	Ø 254,0 x 64,5 / 255,6
2.8 HDi	94	09/00→04/02					
2.8 HDi 4x4	94	09/00→04/02					
2.5 DT 4x4	76	10/96→08/97	➡	Nutzlast [kg]: 1.400		24.0225-4002.1 480048	Ø 254,0 x 64,4 / 255,6
2.5 TDi	79	12/96→11/00	➡	Nutzlast [kg]: 1.400		24.0225-4002.1 480048	Ø 254,0 x 64,4 / 255,6
2.5 TDi 4x4	79	03/00→11/00	➡	Nutzlast [kg]: 1.800		24.0225-4005.1 480070	Ø 254,0 x 64,5 / 255,6
2.8 D	64	01/99→02/02	➡	→ S 16206253; Nutzlast [kg]: 1.400		24.0225-4002.1 480048	Ø 254,0 x 64,4 / 255,6
			➡	→ S 16209999; Nutzlast [kg]: 1.800		24.0225-4005.1 480070	Ø 254,0 x 64,5 / 255,6
<b>Bremsbackensatz</b>							
1.9 D	50	07/99→04/02	➡	→ 10/01; Nutzlast [kg]: 1.000; nicht für Wohnmobile		03.0137-0333.2 650333	TRW Ø 254 x 57 + HEB
1.9 D	51	02/94→04/02				03.0520-0925.3 690925	TRW Ø 254 x 57 Ø 25,4 + RZ / + Zub TopKit
			➡	11/01→ 03/02; Nutzlast [kg]: 1.000		03.0137-0432.2 650432	AP Ø 254 x 57 + HEB
						03.0520-0326.3 690326	AP Ø 254 x 57 Ø 26,99 + RZ / + Zub TopKit
1.9 TD	66	03/94→04/02	➡	→ 10/01; Nutzlast ab [kg] 1.000 Nutzlast bis [kg] 1.400; nicht für Wohnmobile		03.0137-0333.2 650333	TRW Ø 254 x 57 + HEB
1.9 TD	68	03/94→04/02				03.0520-0925.3 690925	TRW Ø 254 x 57 Ø 25,4 + RZ / + Zub TopKit
			➡	11/01→ 03/02; Nutzlast ab [kg] 1.000 Nutzlast bis [kg] 1.400		03.0137-0432.2 650432	AP Ø 254 x 57 + HEB
						03.0520-0326.3 690326	AP Ø 254 x 57 Ø 26,99 + RZ / + Zub TopKit
2.0	80	03/94→04/02	➡	→ 10/01; Nutzlast ab [kg] 1.000 Nutzlast bis [kg] 1.400; nicht für Wohnmobile		03.0137-0333.2 650333	TRW Ø 254 x 57 + HEB
						03.0520-0925.3 690925	TRW Ø 254 x 57 Ø 25,4 + RZ / + Zub TopKit
			➡	→ 10/01; Nutzlast [kg]: 1.800; nicht für Wohnmobile		03.0137-0334.2 650334	TRW Ø 254 x 57 + HEB
						03.0520-0728.3 690728	TRW Ø 254 x 57 Ø 28,57 + RZ / + Zub TopKit
			➡	11/01→ 03/02; Nutzlast ab [kg] 1.000 Nutzlast bis [kg] 1.400		03.0137-0432.2 650432	AP Ø 254 x 57 + HEB
						03.0520-0326.3 690326	AP Ø 254 x 57 Ø 26,99 + RZ / + Zub TopKit
2.0 4x4	80	10/96→01/02	➡	→ 10/01; Nutzlast ab [kg] 1.000 Nutzlast bis [kg] 1.400; nicht für Wohnmobile		03.0137-0333.2 650333	TRW Ø 254 x 57 + HEB
						03.0520-0925.3 690925	TRW Ø 254 x 57 Ø 25,4 + RZ / + Zub TopKit
			➡	→ 10/01; Nutzlast [kg]: 1.800; nicht für Wohnmobile		03.0137-0334.2 650334	TRW Ø 254 x 57 + HEB
						03.0520-0728.3 690728	TRW Ø 254 x 57 Ø 28,57 + RZ / + Zub TopKit
			➡	11/01→; Nutzlast ab [kg] 1.000 Nutzlast bis [kg] 1.400		03.0137-0432.2 650432	AP Ø 254 x 57 + HEB
						03.0520-0326.3 690326	AP Ø 254 x 57 Ø 26,99 + RZ / + Zub TopKit
2.0 HDI	62	11/01→04/02	➡	→ 03/02; Nutzlast ab [kg] 1.000 Nutzlast bis [kg] 1.400		03.0137-0432.2 650432	AP Ø 254 x 57 + HEB
						03.0520-0326.3 690326	AP Ø 254 x 57 Ø 26,99 + RZ / + Zub TopKit
2.5 D	63	03/94→04/02	➡	→ 10/01; Nutzlast [kg]: 1.400; nicht für Wohnmobile		03.0137-0333.2 650333	TRW Ø 254 x 57 + HEB
2.5 D 4x4	63	03/00→04/02				03.0520-0925.3 690925	TRW Ø 254 x 57 Ø 25,4 + RZ / + Zub TopKit
			➡	→ 10/01; Nutzlast [kg]: 1.800; nicht für Wohnmobile		03.0137-0334.2 650334	TRW Ø 254 x 57 + HEB
						03.0520-0728.3 690728	TRW Ø 254 x 57 Ø 28,57 + RZ / + Zub TopKit
			➡	11/01→ 03/02; Nutzlast [kg]: 1.400		03.0137-0432.2 650432	AP Ø 254 x 57 + HEB
						03.0520-0326.3 690326	AP Ø 254 x 57 Ø 26,99 + RZ / + Zub TopKit
2.5 DT 4x4	76	10/96→08/97	➡	Nutzlast [kg]: 1.400; nicht für Wohnmobile		03.0137-0333.2 650333	TRW Ø 254 x 57 + HEB
						03.0520-0226.3 690226	TRW Ø 254 x 57 Ø 26,99 + RZ / + Zub TopKit
↓							











	kW			 	! #		
<b>CITROËN - JUMPER Kasten (230L) 02/94→04/02</b>							
<b>Bremsbackensatz</b>							
2.5 TD 2.8 HDi 2.8 HDi 4x4	76	03/94→04/02	➔	→ 10/01; Nutzlast [kg]: 1.400; nicht für Wohnmobile		<b>03.0137-0333.2 650333</b>	TRW Ø 254 x 57 + HEB
	94	09/00→04/02	➔	→ 10/01; Nutzlast [kg]: 1.800; nicht für Wohnmobile		<b>03.0520-0226.3 690226</b>	TRW Ø 254 x 57 Ø 26,99 + RZ / + Zub TopKit
	94	09/00→04/02	➔	11/01→ 03/02; Nutzlast [kg]: 1.400		<b>03.0137-0334.2 650334</b> <b>03.0520-0728.3 690728</b>	TRW Ø 254 x 57 + HEB TRW Ø 254 x 57 Ø 28,57 + RZ / + Zub TopKit
2.5 TDi 2.5 TDi 4x4	79	12/96→11/00	➔	Nutzlast [kg]: 1.400; nicht für Wohnmobile		<b>03.0137-0333.2 650333</b>	TRW Ø 254 x 57 + HEB
	79	03/00→11/00	➔	Nutzlast [kg]: 1.800; nicht für Wohnmobile		<b>03.0520-0226.3 690226</b> <b>03.0137-0334.2 650334</b> <b>03.0520-0728.3 690728</b>	TRW Ø 254 x 57 Ø 26,99 + RZ / + Zub TopKit TRW Ø 254 x 57 + HEB TRW Ø 254 x 57 Ø 28,57 + RZ / + Zub TopKit
2.8 D	64	01/99→02/02	➔	→ S 16206253; Nutzlast [kg]: 1.400; nicht für Wohnmobile		<b>03.0137-0333.2 650333</b>	TRW Ø 254 x 57 + HEB
			➔	→ S 16209999; Nutzlast [kg]: 1.800; nicht für Wohnmobile		<b>03.0137-0334.2 650334</b>	TRW Ø 254 x 57 + HEB
			➔	S 16204256→; Nutzlast [kg]: 1.400		<b>03.0137-0432.2 650432</b>	AP Ø 254 x 57 + HEB
<b>Seilzug, Feststellbremse</b>							
1.9 D 1.9 D	50 51	07/99→04/02 02/94→04/02	➔	☒; → S 16158427; Nutzlast [kg]: 1.000; Scheiben/Trommel	1	<b>24.3727-0340.2 580340</b>	L= 3.025
			➔	☒; S 16194400→; → 03/02; Nutzlast [kg]: 1.000; Trommelbremse	1	<b>24.3727-0343.2 580343</b>	L= 2.827
			➔	☒; S 16158428→ S 16194399; Nutzlast [kg]: 1.000; Scheiben/Trommel	1	<b>24.3727-0344.2 580344</b>	L= 2.806
			➔	☒; S 16194400→; → 03/02; Nutzlast [kg]: 1.000; Scheibenbremse	1	<b>24.3727-0348.2 580348</b>	L= 2.715
1.9 TD 1.9 TD	66 68	03/94→04/02 03/94→04/02	➔	☒; → S 16158427; Nutzlast ab [kg] 1.000 Nutzlast bis [kg] 1.400; Scheiben/Trommel	1	<b>24.3727-0340.2 580340</b>	L= 3.025
			➔	☒; S 16194400→; → 03/02; Nutzlast ab [kg] 1.000 Nutzlast bis [kg] 1.400; Trommelbremse	1	<b>24.3727-0343.2 580343</b>	L= 2.827
			➔	☒; S 16158428→ S 16194399; Nutzlast ab [kg] 1.000 Nutzlast bis [kg] 1.400; Scheiben/Trommel	1	<b>24.3727-0344.2 580344</b>	L= 2.806
			➔	☒; S 16194400→; → 03/02; Nutzlast ab [kg] 1.000 Nutzlast bis [kg] 1.400; Scheibenbremse	1	<b>24.3727-0348.2 580348</b>	L= 2.715
2.0	80	03/94→04/02	➔	☒; → S 16158427; Nutzlast ab [kg] 1.000 Nutzlast bis [kg] 1.800; Scheiben/Trommel	1	<b>24.3727-0340.2 580340</b>	L= 3.025
			➔	☒; S 16194400→; → 03/02; Nutzlast ab [kg] 1.000 Nutzlast bis [kg] 1.800; Trommelbremse	1	<b>24.3727-0343.2 580343</b>	L= 2.827
			➔	☒; S 16158428→ S 16194399; Nutzlast ab [kg] 1.000 Nutzlast bis [kg] 1.800; Scheiben/Trommel	1	<b>24.3727-0344.2 580344</b>	L= 2.806
			➔	☒; S 16194400→; → 03/02; Nutzlast ab [kg] 1.000 Nutzlast bis [kg] 1.800; Scheibenbremse	1	<b>24.3727-0348.2 580348</b>	L= 2.715
2.0 HDI	62	11/01→04/02	➔	☒; → 03/02; Nutzlast ab [kg] 1.000 Nut- zlast bis [kg] 1.800; Trommelbremse	1	<b>24.3727-0343.2 580343</b>	L= 2.827
			➔	☒; → 03/02; Nutzlast ab [kg] 1.000 Nut- zlast bis [kg] 1.800; Scheibenbremse	1	<b>24.3727-0348.2 580348</b>	L= 2.715
2.5 D 2.5 TD 2.8 HDi	63 76 94	03/94→04/02 03/94→04/02 09/00→04/02	➔	☒; → S 16158427; Nutzlast ab [kg] 1.400 Nutzlast bis [kg] 1.800; Scheiben/Trommel	1	<b>24.3727-0340.2 580340</b>	L= 3.025
			➔	☒; S 16194400→; → 03/02; Nutzlast ab [kg] 1.400 Nutzlast bis [kg] 1.800; Trommelbremse	1	<b>24.3727-0343.2 580343</b>	L= 2.827
			➔	☒; S 16158428→ S 16194399; Nutzlast ab [kg] 1.400 Nutzlast bis [kg] 1.800; Scheiben/Trommel	1	<b>24.3727-0344.2 580344</b>	L= 2.806
			➔	☒; S 16194400→; → 03/02; Nutzlast ab [kg] 1.400 Nutzlast bis [kg] 1.800; Scheibenbremse	1	<b>24.3727-0348.2 580348</b>	L= 2.715
2.5 TDi 2.8 D	79 64	12/96→11/00 01/99→02/02	➔	☒; → S 16158427; Nutzlast ab [kg] 1.400 Nutzlast bis [kg] 1.800; Scheiben/Trommel	1	<b>24.3727-0340.2 580340</b>	L= 3.025














	kw					! #		
<b>CITROËN - JUMPER Kasten (230L) 02/94→04/02</b>								
 <b>Seilzug, Feststellbremse</b>								
2.5 TDi	79	12/96→11/00	➡	⏴; S 16194400→; Nutzlast ab [kg] 1.400	1	24.3727-0343.2	580343	L= 2.827
2.8 D	64	01/99→02/02	➡	Nutzlast bis [kg] 1.800; Trommelbremse				
			➡	⏴; S 16158428→ S 16194399; Nutzlast ab [kg] 1.400 Nutzlast bis [kg] 1.800; Scheiben/Trommel	1	24.3727-0344.2	580344	L= 2.806
			➡	⏴; S 16194400→; Nutzlast ab [kg] 1.400 Nutzlast bis [kg] 1.800; Scheibenbremse	1	24.3727-0348.2	580348	L= 2.715
<b>CITROËN - JUMPER Kasten (244) 04/02→</b>								
 <b>Radbremszylinder</b>								
2.0	81	04/02→	➡	→ 03/06; Nutzlast ab [kg] 1.000 Nutzlast bis [kg] 1.400		24.3226-1702.3	020469	Ø 26,99 GG
2.0 bivalent	81	02/03→						
2.0 HDi	62	04/02→						
2.2 HDi	74	04/02→						
2.8 HDi	94	04/02→						
2.8 HDi	107	05/04→						
2.8 HDi 4x4	94	04/02→	➡	→ 03/06		24.3226-1702.3	020469	Ø 26,99 GG
			➡	→ 03/06; Nutzlast ab [kg] 1.000 Nutzlast bis [kg] 1.400		24.3226-1702.3	020469	Ø 26,99 GG
<b>Zubehörsatz, Bremsbacken</b>								
2.0	81	04/02→	➡	→ 03/06; Nutzlast ab [kg] 1.000 Nutzlast bis [kg] 1.400		03.0137-9285.2	669285	AP
2.0 bivalent	81	02/03→						
2.0 HDi	62	04/02→						
2.2 HDi	74	04/02→						
2.8 HDi	94	04/02→						
2.8 HDi	107	05/04→						
2.8 HDi 4x4	94	04/02→	➡	→ 03/06		03.0137-9285.2	669285	AP
			➡	→ 03/06; Nutzlast ab [kg] 1.000 Nutzlast bis [kg] 1.400		03.0137-9285.2	669285	AP
 <b>Bremstrommel</b>								
2.0	81	04/02→	➡	→ 03/06; Nutzlast ab [kg] 1.000 Nutzlast bis [kg] 1.400		24.0225-4002.1	480048	Ø 254,0 x 64,4 / 255,6
2.0 bivalent	81	02/03→						
2.0 HDi	62	04/02→						
2.2 HDi	74	04/02→						
2.8 HDi	94	04/02→						
2.8 HDi	107	05/04→						
2.8 HDi 4x4	94	04/02→	➡	→ 03/06		24.0225-4002.1	480048	Ø 254,0 x 64,4 / 255,6
			➡	→ 03/06; Nutzlast ab [kg] 1.000 Nutzlast bis [kg] 1.400		24.0225-4002.1	480048	Ø 254,0 x 64,4 / 255,6
 <b>Bremsbackensatz</b>								
2.0	81	04/02→	➡	→ 03/06; Nutzlast ab [kg] 1.000 Nutzlast bis [kg] 1.400		03.0137-0432.2	650432	AP Ø 254 x 57 + HEB
2.0 bivalent	81	02/03→				03.0520-0326.3	690326	AP Ø 254 x 57 Ø 26,99 + RZ / + Zub TopKit
2.0 HDi	62	04/02→						
2.2 HDi	74	04/02→						
2.8 HDi	94	04/02→						
2.8 HDi	107	05/04→						
2.8 HDi 4x4	94	04/02→	➡	→ 03/06		03.0137-0432.2	650432	AP Ø 254 x 57 + HEB
			➡	→ 03/06; Nutzlast ab [kg] 1.000 Nutzlast bis [kg] 1.400		03.0520-0326.3	690326	AP Ø 254 x 57 Ø 26,99 + RZ / + Zub TopKit
			➡	→ 03/06; Nutzlast ab [kg] 1.000 Nutzlast bis [kg] 1.400		03.0137-0432.2	650432	AP Ø 254 x 57 + HEB
			➡	→ 03/06; Nutzlast ab [kg] 1.000 Nutzlast bis [kg] 1.400		03.0520-0326.3	690326	AP Ø 254 x 57 Ø 26,99 + RZ / + Zub TopKit
 <b>Bremsbackensatz, Feststellbremse</b>								
2.0	81	04/02→	➡	→ 03/06; Nutzlast ab [kg] 1.000 Nutzlast bis [kg] 1.800; - Stutzlager		03.0137-4002.2	654002	Ø 172 x 42 + Zub
2.0 bivalent	81	02/03→						
2.0 HDi	62	04/02→						
2.2 HDi	74	04/02→						
2.8 HDi	94	04/02→						
2.8 HDi	107	05/04→						
2.8 HDi 4x4	94	04/02→	➡	→ 03/06; - Stutzlager		03.0137-4002.2	654002	Ø 172 x 42 + Zub
			➡	→ 03/06; Nutzlast ab [kg] 1.000 Nutzlast bis [kg] 1.800; - Stutzlager		03.0137-4002.2	654002	Ø 172 x 42 + Zub
 <b>Seilzug, Feststellbremse</b>								
2.0	81	04/02→	⬅	⏴; → 03/06; Nutzlast ab [kg] 1.000 Nutzlast bis [kg] 1.800; Trommelbremse	1	24.3727-0300.2	580300	L= 1.078
2.0 HDi	62	04/02→						
2.2 HDi	74	04/02→						
2.8 HDi	94	04/02→	⬅	⏴; S 17103013→; → 03/06; für Linkslenker; Nutzlast ab [kg] 1.000 Nutzlast bis [kg] 1.800; Scheibenbremse	1	24.3727-0300.2	580300	L= 1.078
2.8 HDi	107	05/04→						
↓								





























	kw			 	! #		
<b>CITROËN - JUMPER Kasten (244) 04/02→</b>							
 <b>Seilzug, Feststellbremse</b>							
2.0	81	04/02→	←	↑; → S 17103012; Nutzlast ab [kg] 1.000 Nutzlast bis [kg] 1.800; Scheibenbremse	1	24.3727-0300.2 580300	L= 1.078
2.0 HDi	62	04/02→					
2.2 HDi	74	04/02→					
2.8 HDi	94	04/02→	→	↓; → 03/06; Nutzlast ab [kg] 1.000 Nutzlast bis [kg] 1.800; Trommelbremse	1	24.3727-0343.2 580343	L= 2.827
2.8 HDi	107	05/04→	→	↓; → S 17103012; Nutzlast ab [kg] 1.000 Nutzlast bis [kg] 1.800; Scheibenbremse	1	24.3727-0348.2 580348	L= 2.715
2.8 HDi 4x4	94	04/02→	←	↑; S 17103013→; → 03/06; Nutzlast ab [kg] 1.000 Nutzlast bis [kg] 1.800; Scheibenbremse	1	24.3727-0562.2 580562	L= 1.059
			←	↑; → S 17103012; Nutzlast ab [kg] 1.000 Nutzlast bis [kg] 1.800; Scheibenbremse	1	24.3727-0562.2 580562	L= 1.059
			→	↓; → S 17103012; Nutzlast ab [kg] 1.000 Nutzlast bis [kg] 1.800; Scheibenbremse	1	24.3727-0348.2 580348	L= 2.715
<b>CITROËN - JUMPER Pritsche/Fahrgestell 04/06→</b>							
 <b>Bremsbackensatz, Feststellbremse</b>							
2.0 BlueHDi 110	81	04/16→	→			03.0137-4004.2 654004	Ø 172 x 42 + Zub
2.0 BlueHDi 130	96	04/16→					
2.0 BlueHDi 130 4x4	96	04/16→					
2.0 BlueHDi 160	120	04/16→					
2.0 BlueHDi 160 4x4	120	04/16→					
2.2 HDi 100	74	04/06→					
2.2 HDi 110	81	07/11→					
2.2 HDi 120	88	04/06→					
2.2 HDi 130	96	07/11→					
2.2 HDi 150	110	07/11→					
3.0 HDi 145	107	07/10→					
3.0 HDi 160	116	09/06→					
3.0 HDi 180	130	07/11→					
<b>CITROËN - JUMPER Pritsche/Fahrgestell (230) 03/94→04/02</b>							
 <b>Radbremszylinder</b>							
1.9 TD	66	03/94→04/02	→	→ 10/01; Nutzlast ab [kg] 1.000 Nutzlast bis [kg] 1.400		24.3225-1701.3 020399	Ø 25,4 GG
1.9 TD	68	03/94→04/02	→	11/01→ 03/02; Nutzlast ab [kg] 1.000 Nutzlast bis [kg] 1.400		24.3226-1702.3 020469	Ø 26,99 GG
2.0	80	03/94→04/02	→	→ 10/01; Nutzlast ab [kg] 1.000 Nutzlast bis [kg] 1.400		24.3225-1701.3 020399	Ø 25,4 GG
			→	11/01→ 03/02; Nutzlast ab [kg] 1.000 Nutzlast bis [kg] 1.400		24.3226-1702.3 020469	Ø 26,99 GG
			→	→ 10/01; Nutzlast [kg]: 1.800		24.3228-1701.3 020401	Ø 28,57 GG
2.5 D	63	03/94→04/02	→	→ 10/01; Nutzlast [kg]: 1.400		24.3225-1701.3 020399	Ø 25,4 GG
2.5 D 4x4	63	03/00→04/02	→	11/01→ 03/02; Nutzlast [kg]: 1.400		24.3226-1702.3 020469	Ø 26,99 GG
			→	→ 10/01; Nutzlast [kg]: 1.800		24.3228-1701.3 020401	Ø 28,57 GG
2.5 TD	76	03/94→04/02	→	→ 10/01; Nutzlast [kg]: 1.400		24.3226-1702.3 020469	Ø 26,99 GG
2.5 TDi	79	12/96→04/02	→	11/01→ 03/02; Nutzlast [kg]: 1.400		24.3226-1702.3 020469	Ø 26,99 GG
2.5 TDi 4x4	79	03/00→04/02	→	→ 10/01; Nutzlast [kg]: 1.800		24.3228-1701.3 020401	Ø 28,57 GG
2.8 HDi	94	09/00→04/02	→	→ 10/01; Nutzlast [kg]: 1.800		24.3228-1701.3 020401	Ø 28,57 GG
2.8 D	64	01/99→02/02	→	→ S 16206253; Nutzlast [kg]: 1.400		24.3225-1701.3 020399	Ø 25,4 GG
			→	S 16204256→; Nutzlast [kg]: 1.400		24.3226-1702.3 020469	Ø 26,99 GG
			→	→ S 16209999; Nutzlast [kg]: 1.800		24.3228-1701.3 020401	Ø 28,57 GG
<b>Zubehörsatz, Bremsbacken</b>							
1.9 TD	66	03/94→04/02	→	→ 10/01; Nutzlast ab [kg] 1.000 Nutzlast bis [kg] 1.400		03.0137-9219.2 669219	TRW
1.9 TD	68	03/94→04/02	→	11/01→ 03/02; Nutzlast ab [kg] 1.000 Nutzlast bis [kg] 1.400		03.0137-9285.2 669285	AP
2.0	80	03/94→04/02	→	→ 10/01; Nutzlast [kg]: 1.800		03.0137-9219.2 669219	TRW
			→	→ 10/01; Nutzlast ab [kg] 1.000 Nutzlast bis [kg] 1.400		03.0137-9219.2 669219	TRW
			→	11/01→ 03/02; Nutzlast ab [kg] 1.000 Nutzlast bis [kg] 1.400		03.0137-9285.2 669285	AP
2.5 D	63	03/94→04/02	→	→ 10/01; Nutzlast [kg]: 1.400		03.0137-9219.2 669219	TRW
2.5 D 4x4	63	03/00→04/02	→	→ 10/01; Nutzlast [kg]: 1.800		03.0137-9219.2 669219	TRW
2.5 TD	76	03/94→04/02	→	→ 10/01; Nutzlast [kg]: 1.800		03.0137-9219.2 669219	TRW
2.5 TDi	79	12/96→04/02	→	11/01→ 03/02; Nutzlast [kg]: 1.400		03.0137-9285.2 669285	AP
2.5 TDi 4x4	79	03/00→04/02	→				














	kw					! #		
<b>CITROËN - JUMPER Pritsche/Fahrgestell (230) 03/94 → 04/02</b>								
<b>Zubehörsatz, Bremsbacken</b>								
2.8 HDi	94	09/00 → 04/02	➡	→ 10/01; Nutzlast [kg]: 1.400		03.0137-9219.2	669219	TRW
			➡	→ 10/01; Nutzlast [kg]: 1.800		03.0137-9219.2	669219	TRW
			➡	11/01 → 03/02; Nutzlast [kg]: 1.400		03.0137-9285.2	669285	AP
2.8 D	64	01/99 → 02/02	➡	→ S 16209999		03.0137-9219.2	669219	TRW
			➡	→ S 16206253; Nutzlast [kg]: 1.400		03.0137-9219.2	669219	TRW
			➡	S 16204256 →; Nutzlast [kg]: 1.400		03.0137-9285.2	669285	AP
<b> Bremstrommel</b>								
1.9 TD	66	03/94 → 04/02	➡	→ 03/02; Nutzlast ab [kg] 1.000 Nutzlast bis [kg] 1.400		24.0225-4002.1	480048	Ø 254,0 x 64,4 / 255,6
1.9 TD	68	03/94 → 04/02	➡	→ 03/02; Nutzlast ab [kg] 1.000 Nutzlast bis [kg] 1.400		24.0225-4002.1	480048	Ø 254,0 x 64,4 / 255,6
2.0	80	03/94 → 04/02	➡	→ 03/02; Nutzlast ab [kg] 1.000 Nutzlast bis [kg] 1.400		24.0225-4002.1	480048	Ø 254,0 x 64,4 / 255,6
			➡	→ 10/01; Nutzlast [kg]: 1.800		24.0225-4005.1	480070	Ø 254,0 x 64,5 / 255,6
2.5 D	63	03/94 → 04/02	➡	→ 03/02; Nutzlast [kg]: 1.400		24.0225-4002.1	480048	Ø 254,0 x 64,4 / 255,6
2.5 D 4x4	63	03/00 → 04/02	➡	→ 03/02; Nutzlast [kg]: 1.400		24.0225-4002.1	480048	Ø 254,0 x 64,4 / 255,6
2.5 TD	76	03/94 → 04/02	➡	→ 10/01; Nutzlast [kg]: 1.800		24.0225-4005.1	480070	Ø 254,0 x 64,5 / 255,6
2.5 TDi	79	12/96 → 04/02	➡	→ 10/01; Nutzlast [kg]: 1.800		24.0225-4005.1	480070	Ø 254,0 x 64,5 / 255,6
2.5 TDi 4x4	79	03/00 → 04/02	➡	→ 10/01; Nutzlast [kg]: 1.800		24.0225-4005.1	480070	Ø 254,0 x 64,5 / 255,6
2.8 HDi	94	09/00 → 04/02	➡	→ 10/01; Nutzlast [kg]: 1.800		24.0225-4005.1	480070	Ø 254,0 x 64,5 / 255,6
2.8 D	64	01/99 → 02/02	➡	Nutzlast [kg]: 1.400		24.0225-4002.1	480048	Ø 254,0 x 64,4 / 255,6
			➡	→ S 16209999; Nutzlast [kg]: 1.800		24.0225-4005.1	480070	Ø 254,0 x 64,5 / 255,6
<b> Bremsbackensatz</b>								
1.9 TD	66	03/94 → 04/02	➡	→ 10/01; Nutzlast ab [kg] 1.000 Nutzlast bis [kg] 1.400; nicht für Wohnmobile		03.0137-0333.2	650333	TRW Ø 254 x 57 + HEB
			➡	→ 10/01; Nutzlast ab [kg] 1.000 Nutzlast bis [kg] 1.400; nicht für Wohnmobile		03.0520-0925.3	690925	TRW Ø 254 x 57 Ø 25,4 + RZ / + Zub TopKit
2.0	80	03/94 → 04/02	➡	11/01 → 03/02; Nutzlast ab [kg] 1.000 Nutzlast bis [kg] 1.400		03.0137-0432.2	650432	AP Ø 254 x 57 + HEB
			➡	11/01 → 03/02; Nutzlast ab [kg] 1.000 Nutzlast bis [kg] 1.400		03.0520-0326.3	690326	AP Ø 254 x 57 Ø 26,99 + RZ / + Zub TopKit
			➡	→ 10/01; Nutzlast ab [kg] 1.000 Nutzlast bis [kg] 1.400; nicht für Wohnmobile		03.0137-0333.2	650333	TRW Ø 254 x 57 + HEB
2.5 D	63	03/94 → 04/02	➡	→ 10/01; Nutzlast ab [kg] 1.000 Nutzlast bis [kg] 1.400; nicht für Wohnmobile		03.0520-0925.3	690925	TRW Ø 254 x 57 Ø 25,4 + RZ / + Zub TopKit
			➡	→ 10/01; Nutzlast [kg]: 1.800; nicht für Wohnmobile		03.0137-0334.2	650334	TRW Ø 254 x 57 + HEB
			➡	→ 10/01; Nutzlast [kg]: 1.800; nicht für Wohnmobile		03.0520-0728.3	690728	TRW Ø 254 x 57 Ø 28,57 + RZ / + Zub TopKit
2.5 D 4x4	63	03/00 → 04/02	➡	11/01 → 03/02; Nutzlast ab [kg] 1.000 Nutzlast bis [kg] 1.400		03.0137-0432.2	650432	AP Ø 254 x 57 + HEB
			➡	11/01 → 03/02; Nutzlast ab [kg] 1.000 Nutzlast bis [kg] 1.400		03.0520-0326.3	690326	AP Ø 254 x 57 Ø 26,99 + RZ / + Zub TopKit
			➡	→ 10/01; Nutzlast [kg]: 1.400; nicht für Wohnmobile		03.0137-0333.2	650333	TRW Ø 254 x 57 + HEB
2.5 TD	76	03/94 → 04/02	➡	→ 10/01; Nutzlast [kg]: 1.400; nicht für Wohnmobile		03.0520-0925.3	690925	TRW Ø 254 x 57 Ø 25,4 + RZ / + Zub TopKit
			➡	→ 10/01; Nutzlast [kg]: 1.800; nicht für Wohnmobile		03.0137-0334.2	650334	TRW Ø 254 x 57 + HEB
			➡	→ 10/01; Nutzlast [kg]: 1.800; nicht für Wohnmobile		03.0520-0728.3	690728	TRW Ø 254 x 57 Ø 28,57 + RZ / + Zub TopKit
2.5 TDi	79	12/96 → 04/02	➡	→ 10/01; Nutzlast [kg]: 1.800; nicht für Wohnmobile		03.0137-0334.2	650334	TRW Ø 254 x 57 + HEB
			➡	→ 10/01; Nutzlast [kg]: 1.800; nicht für Wohnmobile		03.0520-0728.3	690728	TRW Ø 254 x 57 Ø 28,57 + RZ / + Zub TopKit
			➡	11/01 → 03/02; Nutzlast [kg]: 1.400		03.0137-0432.2	650432	AP Ø 254 x 57 + HEB
2.5 TDi 4x4	79	03/00 → 04/02	➡	→ 10/01; Nutzlast [kg]: 1.800; nicht für Wohnmobile		03.0520-0326.3	690326	AP Ø 254 x 57 Ø 26,99 + RZ / + Zub TopKit
			➡	→ 10/01; Nutzlast [kg]: 1.800; nicht für Wohnmobile		03.0137-0334.2	650334	TRW Ø 254 x 57 + HEB
			➡	→ 10/01; Nutzlast [kg]: 1.800; nicht für Wohnmobile		03.0520-0728.3	690728	TRW Ø 254 x 57 Ø 28,57 + RZ / + Zub TopKit
2.8 HDi	94	09/00 → 04/02	➡	11/01 → 03/02; Nutzlast [kg]: 1.400		03.0137-0432.2	650432	AP Ø 254 x 57 + HEB
			➡	11/01 → 03/02; Nutzlast [kg]: 1.400		03.0520-0326.3	690326	AP Ø 254 x 57 Ø 26,99 + RZ / + Zub TopKit
			➡	→ 10/01; Nutzlast [kg]: 1.400; nicht für Wohnmobile		03.0137-0333.2	650333	TRW Ø 254 x 57 + HEB
2.8 D	64	01/99 → 02/02	➡	→ S 16206253; Nutzlast [kg]: 1.400; nicht für Wohnmobile		03.0137-0334.2	650334	TRW Ø 254 x 57 + HEB
			➡	→ S 16209999; nicht für Wohnmobile		03.0137-0334.2	650334	TRW Ø 254 x 57 + HEB
			➡	S 16204256 →; Nutzlast [kg]: 1.400		03.0137-0432.2	650432	AP Ø 254 x 57 + HEB
<b> Seilzug, Feststellbremse</b>								
1.9 TD	66	03/94 → 04/02	➡	↓; → S 16158427; Nutzlast ab [kg] 1.000 Nutzlast bis [kg] 1.400; Scheiben/Trommel	1	24.3727-0340.2	580340	L= 3.025
1.9 TD	68	03/94 → 04/02	➡					
↓								













	kw			 	! #		
<b>CITROËN - JUMPER Pritsche/Fahrgestell (230) 03/94→04/02</b>							
 <b>Seilzug, Feststellbremse</b>							
1.9 TD 1.9 TD	66 68	03/94→04/02 03/94→04/02	➔	☒; S 16194400→; → 03/02; Nutzlast ab [kg] 1.000 Nutzlast bis [kg] 1.400; Trommelbremse	1	24.3727-0343.2 580343	L= 2.827
			➔	☒; S 16158428→ S 16194399; Nutzlast ab [kg] 1.000 Nutzlast bis [kg] 1.400; Scheiben/Trommel	1	24.3727-0344.2 580344	L= 2.806
			➔	☒; S 16194400→; → 03/02; Nutzlast ab [kg] 1.000 Nutzlast bis [kg] 1.400; Scheibenbremse	1	24.3727-0348.2 580348	L= 2.715
2.0	80	03/94→04/02	➔	☒; → S 16158427; Nutzlast ab [kg] 1.000 Nutzlast bis [kg] 1.800; Scheiben/Trommel	1	24.3727-0340.2 580340	L= 3.025
			➔	☒; S 16194400→; → 03/02; Nutzlast ab [kg] 1.000 Nutzlast bis [kg] 1.800; Trommelbremse	1	24.3727-0343.2 580343	L= 2.827
			➔	☒; S 16158428→ S 16194399; Nutzlast ab [kg] 1.000 Nutzlast bis [kg] 1.800; Scheiben/Trommel	1	24.3727-0344.2 580344	L= 2.806
			➔	☒; S 16194400→; → 03/02; Nutzlast ab [kg] 1.000 Nutzlast bis [kg] 1.800; Scheibenbremse	1	24.3727-0348.2 580348	L= 2.715
2.5 D 2.5 TD 2.5 TDi 2.8 HDi	63 76 79 94	03/94→04/02 03/94→04/02 12/96→04/02 09/00→04/02	➔	☒; → S 16158427; Nutzlast ab [kg] 1.400 Nutzlast bis [kg] 1.800; Scheiben/Trommel	1	24.3727-0340.2 580340	L= 3.025
			➔	☒; S 16194400→; → 03/02; Nutzlast ab [kg] 1.400 Nutzlast bis [kg] 1.800; Trommelbremse	1	24.3727-0343.2 580343	L= 2.827
			➔	☒; S 16158428→ S 16194399; Nutzlast ab [kg] 1.400 Nutzlast bis [kg] 1.800; Scheiben/Trommel	1	24.3727-0344.2 580344	L= 2.806
			➔	☒; S 16194400→; → 03/02; Nutzlast ab [kg] 1.400 Nutzlast bis [kg] 1.800; Scheibenbremse	1	24.3727-0348.2 580348	L= 2.715
2.8 D	64	01/99→02/02	➔	☒; → S 16158427; Nutzlast ab [kg] 1.400 Nutzlast bis [kg] 1.800; Scheiben/Trommel	1	24.3727-0340.2 580340	L= 3.025
			➔	☒; S 16194400→; Nutzlast ab [kg] 1.400 Nutzlast bis [kg] 1.800; Trommelbremse	1	24.3727-0343.2 580343	L= 2.827
			➔	☒; S 16158428→ S 16194399; Nutzlast ab [kg] 1.400 Nutzlast bis [kg] 1.800; Scheiben/Trommel	1	24.3727-0344.2 580344	L= 2.806
			➔	☒; S 16194400→; Nutzlast ab [kg] 1.400 Nutzlast bis [kg] 1.800; Scheibenbremse	1	24.3727-0348.2 580348	L= 2.715
<b>CITROËN - JUMPER Pritsche/Fahrgestell (244) 02/02→</b>							
 <b>Radbremszylinder</b>							
2.0 HDi 2.2 HDi 2.8 HDi 2.8 HDi	62 74 94 107	04/02→ 04/02→ 04/02→ 05/04→	➔	→ 03/06; Nutzlast ab [kg] 1.000 Nutzlast bis [kg] 1.400		24.3226-1702.3 020469	Ø 26,99 GG
2.2 HDi	74	02/02→06/06	➔	04/02→ 03/06; Nutzlast ab [kg] 1.000 Nutzlast bis [kg] 1.400		24.3226-1702.3 020469	Ø 26,99 GG
2.8 HDi 4x4	94	02/02→06/06	➔	04/02→ 03/06		24.3226-1702.3 020469	Ø 26,99 GG
<b>Zubehörsatz, Bremsbacken</b>							
2.0 HDi 2.2 HDi 2.8 HDi 2.8 HDi	62 74 94 107	04/02→ 04/02→ 04/02→ 05/04→	➔	→ 03/06; Nutzlast ab [kg] 1.000 Nutzlast bis [kg] 1.400		03.0137-9285.2 669285	AP
2.2 HDi	74	02/02→06/06	➔	04/02→ 03/06; Nutzlast ab [kg] 1.000 Nutzlast bis [kg] 1.400		03.0137-9285.2 669285	AP
2.8 HDi 4x4	94	02/02→06/06	➔	04/02→ 03/06		03.0137-9285.2 669285	AP
 <b>Bremsstrommel</b>							
2.0 HDi 2.2 HDi 2.8 HDi 2.8 HDi	62 74 94 107	04/02→ 04/02→ 04/02→ 05/04→	➔	→ 03/06; Nutzlast ab [kg] 1.000 Nutzlast bis [kg] 1.400		24.0225-4002.1 480048	Ø 254,0 x 64,4 / 255,6
2.2 HDi	74	02/02→06/06	➔	04/02→ 03/06; Nutzlast ab [kg] 1.000 Nutzlast bis [kg] 1.400		24.0225-4002.1 480048	Ø 254,0 x 64,4 / 255,6
2.8 HDi 4x4	94	02/02→06/06	➔	04/02→ 03/06		24.0225-4002.1 480048	Ø 254,0 x 64,4 / 255,6
↓							

	kw					! #		
<b>CITROËN - JUMPER Pritsche/Fahrgestell (244) 02/02→</b>								
 <b>Bremsbackensatz</b>								
2.0 HDi	62	04/02→	➔	→ 03/06; Nutzlast ab [kg] 1.000 Nutzlast bis [kg] 1.400			<b>03.0137-0432.2 650432</b>	AP Ø 254 x 57 + HEB
2.2 HDi	74	04/02→					<b>03.0520-0326.3 690326</b>	AP Ø 254 x 57 Ø 26,99 + RZ / + Zub TopKit
2.8 HDi	94	04/02→						
2.8 HDi	107	05/04→						
2.2 HDi	74	02/02→06/06	➔	04/02→ 03/06; Nutzlast ab [kg] 1.000 Nutzlast bis [kg] 1.400			<b>03.0137-0432.2 650432</b>	AP Ø 254 x 57 + HEB
							<b>03.0520-0326.3 690326</b>	AP Ø 254 x 57 Ø 26,99 + RZ / + Zub TopKit
2.8 HDi 4x4	94	02/02→06/06	➔	04/02→ 03/06			<b>03.0137-0432.2 650432</b>	AP Ø 254 x 57 + HEB
							<b>03.0520-0326.3 690326</b>	AP Ø 254 x 57 Ø 26,99 + RZ / + Zub TopKit
 <b>Bremsbackensatz, Feststellbremse</b>								
2.0 HDi	62	04/02→	➔	→ 03/06; Nutzlast ab [kg] 1.000 Nutzlast bis [kg] 1.800; - Stutzlager			<b>03.0137-4002.2 654002</b>	Ø 172 x 42 + Zub
2.2 HDi	74	04/02→						
2.8 HDi	94	04/02→						
2.8 HDi	107	05/04→						
2.2 HDi	74	02/02→06/06	➔	04/02→ 03/06; Nutzlast ab [kg] 1.000 Nutzlast bis [kg] 1.800; - Stutzlager			<b>03.0137-4002.2 654002</b>	Ø 172 x 42 + Zub
2.8 HDi 4x4	94	02/02→06/06	➔	04/02→ 03/06; - Stutzlager			<b>03.0137-4002.2 654002</b>	Ø 172 x 42 + Zub
 <b>Seilzug, Feststellbremse</b>								
2.0 HDi	62	04/02→	←	⬆; → 03/06; Nutzlast ab [kg] 1.000 Nutzlast bis [kg] 1.800; Trommelbremse		1	<b>24.3727-0300.2 580300</b>	L= 1.078
2.2 HDi	74	04/02→						
2.8 HDi	94	04/02→	←	⬆; S 17103013→; → 03/06; für Linkslenker; Nutzlast ab [kg] 1.000 Nutzlast bis [kg] 1.800; Scheibenbremse		1	<b>24.3727-0300.2 580300</b>	L= 1.078
2.8 HDi	107	05/04→						
			←	⬆; → S 17103012; Nutzlast ab [kg] 1.000 Nutzlast bis [kg] 1.800; Scheibenbremse		1	<b>24.3727-0300.2 580300</b>	L= 1.078
			➔	⬇; → 03/06; Nutzlast ab [kg] 1.000 Nutzlast bis [kg] 1.800; Trommelbremse		1	<b>24.3727-0343.2 580343</b>	L= 2.827
			➔	⬇; → S 17103012; Nutzlast ab [kg] 1.000 Nutzlast bis [kg] 1.800; Scheibenbremse		1	<b>24.3727-0348.2 580348</b>	L= 2.715
2.2 HDi	74	02/02→06/06	←	⬆; 04/02→; → S 17103012; Nutzlast ab [kg] 1.000 Nutzlast bis [kg] 1.800; Scheibenbremse		1	<b>24.3727-0300.2 580300</b>	L= 1.078
			←	⬆; 04/02→ 03/06; Nutzlast ab [kg] 1.000 Nutzlast bis [kg] 1.800; Trommelbremse		1	<b>24.3727-0300.2 580300</b>	L= 1.078
			←	⬆; S 17103013→; → 03/06; für Linkslenker; Nutzlast ab [kg] 1.000 Nutzlast bis [kg] 1.800; Scheibenbremse		1	<b>24.3727-0300.2 580300</b>	L= 1.078
			➔	⬇; 04/02→ 03/06; Nutzlast ab [kg] 1.000 Nutzlast bis [kg] 1.800; Trommelbremse		1	<b>24.3727-0343.2 580343</b>	L= 2.827
			➔	⬇; 04/02→; → S 17103012; Nutzlast ab [kg] 1.000 Nutzlast bis [kg] 1.800; Scheibenbremse		1	<b>24.3727-0348.2 580348</b>	L= 2.715
2.8 HDi 4x4	94	02/02→06/06	←	⬆; 04/02→; → S 17103012; Nutzlast ab [kg] 1.000 Nutzlast bis [kg] 1.800; Scheibenbremse		1	<b>24.3727-0562.2 580562</b>	L= 1.059
			←	⬆; S 17103013→; → 03/06; Nutzlast ab [kg] 1.000 Nutzlast bis [kg] 1.800; Scheibenbremse		1	<b>24.3727-0562.2 580562</b>	L= 1.059
			➔	⬇; 04/02→; → S 17103012; Nutzlast ab [kg] 1.000 Nutzlast bis [kg] 1.800; Scheibenbremse		1	<b>24.3727-0348.2 580348</b>	L= 2.715
<b>CITROËN - JUMPY 01/07→</b>								
 <b>Radbremszylinder</b>								
1.6 HDi 90 16V	66	01/07→	➔				<b>24.3222-1726.3 020518</b>	TRW Ø 22,2 ALU
1.6 HDi 90 8V	66	01/07→						
<b>Zubehörsatz, Bremsbacken</b>								
1.6 HDi 90 16V	66	01/07→	➔				<b>03.0137-9219.2 669219</b>	TRW
1.6 HDi 90 8V	66	01/07→						
 <b>Bremstrommel</b>								
1.6 HDi 90 16V	66	01/07→	➔				<b>24.0225-4021.1 480311</b>	Ø 254,0 x 68 / 256,2
1.6 HDi 90 8V	66	01/07→						
 <b>Bremsbackensatz</b>								
1.6 HDi 90 16V	66	01/07→	➔	nicht für Wohnmobile			<b>03.0137-0334.2 650334</b>	TRW Ø 254 x 57 + HEB
1.6 HDi 90 8V	66	01/07→					<b>03.0520-7122.3 697122</b>	TRW Ø 254 x 57 Ø 22,2 + RZ / + Zub TopKit








	kw			 	! #		
<b>CITROËN - JUMPY (U6U) 06/94→12/06</b>							
 <b>Radbremsszylinder</b>							
1.6	58	10/95→08/00	➔			<b>24.3219-1704.3 020374</b>	Ø 19,05 GG
1.6	59	10/95→08/00					
1.9 D	51	10/95→08/98					
1.9 D 70	51	04/98→11/03					
1.9 TD	66	10/95→08/00					
1.9 TD	68	04/96→11/03					
2.0	100	04/00→12/06					
2.0 HDi 110	80	03/00→10/06					
2.0 HDi 95	69	10/99→10/06					
2.0 i 16V	102	03/00→10/06					
<b>Zubehörsatz, Bremsbacken</b>							
1.6	58	10/95→08/00	➔			<b>03.0137-9208.2 669208</b>	
1.6	59	10/95→08/00					
1.9 D	51	10/95→08/98					
1.9 D 70	51	04/98→11/03					
1.9 TD	66	10/95→08/00					
1.9 TD	68	04/96→11/03					
2.0	100	04/00→12/06					
2.0 HDi 110	80	03/00→10/06					
2.0 HDi 95	69	10/99→10/06					
2.0 i 16V	102	03/00→10/06					
 <b>Bremstrommel</b>							
1.6	58	10/95→08/00	➔			<b>24.0225-5003.1 480066</b>	Ø 255,0 x 67 / 256
1.6	59	10/95→08/00					
1.9 D	51	10/95→08/98					
1.9 D 70	51	04/98→11/03					
1.9 TD	66	10/95→08/00					
1.9 TD	68	04/96→11/03					
2.0	100	04/00→12/06					
2.0 HDi 110	80	03/00→10/06					
2.0 HDi 95	69	10/99→10/06					
2.0 i 16V	102	03/00→10/06					
 <b>Bremsbackensatz</b>							
1.6	58	10/95→08/00	➔			<b>03.0137-0314.2 650314</b>	Ø 255 x 61
1.6	59	10/95→08/00				<b>03.0520-2619.3 692619</b>	BDX Ø 255 x 61 Ø 19,05 + RZ / + Zub TopKit
1.9 D	51	10/95→08/98					
1.9 D 70	51	04/98→11/03					
1.9 TD	66	10/95→08/00					
1.9 TD	68	04/96→11/03					
2.0	100	04/00→12/06					
2.0 HDi 110	80	03/00→10/06					
2.0 HDi 95	69	10/99→10/06					
2.0 i 16V	102	03/00→10/06					
 <b>Seilzug, Feststellbremse</b>							
1.6	58	10/95→08/00	←	☒; für Linkslenker; nicht für verlängerten Radstand; Trommelbremse	1	<b>24.3727-0336.2 580336</b>	L= 500
1.6	59	10/95→08/00					
1.9 D	51	10/95→08/98					
1.9 D 70	51	04/98→11/03					
1.9 TD	66	10/95→08/00	←	☒; für Rechtslenker; nicht für verlängerten Radstand; Trommelbremse	1	<b>24.3727-0336.2 580336</b>	L= 500
1.9 TD	68	04/96→11/03					
2.0	100	04/00→12/06					
2.0 HDi 110	80	03/00→10/06	←	☒; für Rechtslenker; für verlängerten Radstand; Trommelbremse	1	<b>24.3727-0341.2 580341</b>	L= 900
2.0 HDi 95	69	10/99→10/06					
2.0 i 16V	102	03/00→10/06					
			←	☒; für Linkslenker; für verlängerten Radstand; Trommelbremse	1	<b>24.3727-0341.2 580341</b>	L= 900
			➔	☐; für Linkslenker; Trommelbremse		<b>24.3727-0531.2 580531</b>	L= 2.286
			➔	☐; für Rechtslenker; Trommelbremse		<b>24.3727-0532.2 580532</b>	L= 1.063
			➔	☐; für Linkslenker; Trommelbremse		<b>24.3727-0532.2 580532</b>	L= 1.063
<b>CITROËN - JUMPY Kasten 01/07→</b>							
 <b>Radbremsszylinder</b>							
1.6 HDi 90 16V	66	01/07→	➔			<b>24.3222-1726.3 020518</b>	TRW Ø 22,2 ALU
1.6 HDi 90 8V	66	01/07→					
<b>Zubehörsatz, Bremsbacken</b>							
1.6 HDi 90 16V	66	01/07→	➔			<b>03.0137-9219.2 669219</b>	TRW
1.6 HDi 90 8V	66	01/07→					
 <b>Bremstrommel</b>							
1.6 HDi 90 16V	66	01/07→	➔			<b>24.0225-4021.1 480311</b>	Ø 254,0 x 68 / 256,2
1.6 HDi 90 8V	66	01/07→					
↓							












	kw			 	! #		
<b>CITROËN - JUMPY Kasten 01/07→</b>							
 <b>Bremsbackensatz</b>							
1.6 HDi 90 16V 1.6 HDi 90 8V	66 66	01/07→ 01/07→	➔	nicht für Wohnmobile		03.0137-0334.2 650334 03.0520-7122.3 697122	TRW Ø 254 x 57 + HEB TRW Ø 254 x 57 Ø 22,2 + RZ / + Zub TopKit
<b>CITROËN - JUMPY Kasten (BS_, BT_, BY_, BZ_) 06/94→10/06</b>							
 <b>Radbremszylinder</b>							
1.6 i 1.9 D 1.9 D 70 1.9 DT 1.9 TD 2.0 2.0 HDi 110 2.0 HDi 95 2.0 i 16V	58 51 51 65 66 100 80 69 102	10/95→08/00 10/95→08/98 04/98→10/06 10/95→08/00 10/95→08/00 04/00→10/06 01/02→10/06 10/99→10/06 03/00→10/06	➔			24.3219-1704.3 020374	Ø 19,05 GG
<b>Zubehörsatz, Bremsbacken</b>							
1.6 i 1.9 D 1.9 D 70 1.9 DT 1.9 TD 2.0 2.0 HDi 110 2.0 HDi 95 2.0 i 16V	58 51 51 65 66 100 80 69 102	10/95→08/00 10/95→08/98 04/98→10/06 10/95→08/00 10/95→08/00 04/00→10/06 01/02→10/06 10/99→10/06 03/00→10/06	➔			03.0137-9208.2 669208	
 <b>Bremstrommel</b>							
1.6 i 1.9 D 1.9 D 70 1.9 DT 1.9 TD 2.0 2.0 HDi 110 2.0 HDi 95 2.0 i 16V	58 51 51 65 66 100 80 69 102	10/95→08/00 10/95→08/98 04/98→10/06 10/95→08/00 10/95→08/00 04/00→10/06 01/02→10/06 10/99→10/06 03/00→10/06	➔			24.0225-5003.1 480066	Ø 255,0 x 67 / 256
 <b>Bremsbackensatz</b>							
1.6 i 1.9 D 1.9 D 70 1.9 DT 1.9 TD 2.0 2.0 HDi 110 2.0 HDi 95 2.0 i 16V	58 51 51 65 66 100 80 69 102	10/95→08/00 10/95→08/98 04/98→10/06 10/95→08/00 10/95→08/00 04/00→10/06 01/02→10/06 10/99→10/06 03/00→10/06	➔			03.0137-0314.2 650314 03.0520-2619.3 692619	Ø 255 x 61 BDX Ø 255 x 61 Ø 19,05 + RZ / + Zub TopKit
 <b>Seilzug, Feststellbremse</b>							
1.6 i 1.9 D 1.9 D 70 1.9 DT 1.9 TD 2.0 2.0 HDi 110 2.0 HDi 95 2.0 i 16V	58 51 51 65 66 100 80 69 102	10/95→08/00 10/95→08/98 04/98→10/06 10/95→08/00 10/95→08/00 04/00→10/06 01/02→10/06 10/99→10/06 03/00→10/06	➔	⬆️; für Rechtslenker; nicht für verlängerten Radstand; Trommelbremse	1	24.3727-0336.2 580336	L= 500
			➔	⬆️; für Linkslenker; nicht für verlängerten Radstand; Trommelbremse	1	24.3727-0336.2 580336	L= 500
			➔	⬆️; für Rechtslenker; Nutzlast [kg]: 900; für verlängerten Radstand; Trommelbremse	1	24.3727-0341.2 580341	L= 900
			➔	⬆️; für Linkslenker; Nutzlast [kg]: 900; für verlängerten Radstand; Trommelbremse	1	24.3727-0341.2 580341	L= 900
			➔	☐; für Linkslenker; Trommelbremse		24.3727-0531.2 580531	L= 2.286
			➔	☐; für Rechtslenker; Trommelbremse		24.3727-0532.2 580532	L= 1.063
			➔	☐; für Linkslenker; Trommelbremse		24.3727-0532.2 580532	L= 1.063
<b>CITROËN - JUMPY Pritsche/Fahrgestell (BU_, BV_, BW_, BX_) 10/99→10/06</b>							
 <b>Radbremszylinder</b>							
1.9 TD 2.0 2.0 HDi 110 2.0 HDi 110 16V 2.0 HDi 95 ↓	68 100 80 80 69	10/99→10/06 12/03→10/06 12/03→10/06 12/03→10/06 10/99→10/06	➔			24.3219-1704.3 020374	Ø 19,05 GG









	kw					! #		
<b>CITROËN - JUMPY Pritsche/Fahrgestell (BU_, BV_, BW_, BX_) 10/99→10/06</b>								
<b>Zubehörsatz, Bremsbacken</b>								
1.9 TD	68	10/99→10/06	➔				03.0137-9208.2	669208
2.0	100	12/03→10/06						
2.0 HDi 110	80	12/03→10/06						
2.0 HDi 110 16V	80	12/03→10/06						
2.0 HDi 95	69	10/99→10/06						
<b> Bremstrommel</b>								
1.9 TD	68	10/99→10/06	➔				24.0225-5003.1	480066
2.0	100	12/03→10/06						Ø 255,0 x 67 / 256
2.0 HDi 110	80	12/03→10/06						
2.0 HDi 110 16V	80	12/03→10/06						
2.0 HDi 95	69	10/99→10/06						
<b> Bremsbackensatz</b>								
1.9 TD	68	10/99→10/06	➔				03.0137-0314.2	650314
2.0	100	12/03→10/06						Ø 255 x 61
2.0 HDi 110	80	12/03→10/06					03.0520-2619.3	692619
2.0 HDi 110 16V	80	12/03→10/06						BDX Ø 255 x 61 Ø 19,05 + RZ / + Zub TopKit
2.0 HDi 95	69	10/99→10/06						
<b> Seilzug, Feststellbremse</b>								
1.9 TD	68	10/99→10/06	←	⬆️; für Linkslenker; nicht für verlängerten Radstand; Trommelbremse	1	24.3727-0336.2	580336	L= 500
2.0	100	12/03→10/06						
2.0 HDi 110	80	12/03→10/06						
2.0 HDi 110 16V	80	12/03→10/06	←	⬆️; für Rechtslenker; nicht für verlängerten Radstand; Trommelbremse	1	24.3727-0336.2	580336	L= 500
2.0 HDi 95	69	10/99→10/06						
			←	⬆️; für Rechtslenker; für verlängerten Radstand; Trommelbremse	1	24.3727-0341.2	580341	L= 900
			←	⬆️; für Linkslenker; für verlängerten Radstand; Trommelbremse	1	24.3727-0341.2	580341	L= 900
			➔	☐; für Linkslenker; Trommelbremse		24.3727-0531.2	580531	L= 2.286
			➔	☐; für Rechtslenker; Trommelbremse		24.3727-0532.2	580532	L= 1.063
			➔	☐; für Linkslenker; Trommelbremse		24.3727-0532.2	580532	L= 1.063
<b>CITROËN - NEMO Kasten (AA_) 02/08→</b>								
<b> Radbremszylinder</b>								
1.3 BlueHDi 80	59	02/16→	➔				24.3220-1728.3	020509
1.3 HDi 75	55	10/10→						Ø 20,64 ALU
1.4	54	02/08→						
1.4 HDi	50	02/08→						
<b>Zubehörsatz, Bremsbacken</b>								
1.3 BlueHDi 80	59	02/16→	➔				03.0137-9309.2	669309
1.3 HDi 75	55	10/10→						AP
1.4	54	02/08→	➔				03.0137-9310.2	669310
								AP
1.4 HDi	50	02/08→	➔	→ 09/10			03.0137-9309.2	669309
			➔	10/10→			03.0137-9310.2	669310
								AP
<b> Bremstrommel</b>								
1.3 BlueHDi 80	59	02/16→	➔				24.0222-8038.1	480316
1.3 HDi 75	55	10/10→						Ø 228,3 x 48 / 230
1.4 HDi	50	02/08→						
1.4	54	02/08→	➔				24.0220-2001.1	480307
								Ø 203,0 x 48,5 / 204,7
<b> Bremsbackensatz</b>								
1.3 BlueHDi 80	59	02/16→	➔				03.0137-0493.2	650493
								AP Ø 228 x 42 + HEB
1.3 HDi 75	55	10/10→	➔				03.0137-0493.2	650493
							03.0521-0120.3	690120
								AP Ø 228 x 42 Ø 20,64 + RZ / + Zub TopKit
1.4	54	02/08→	➔				03.0137-0479.2	650479
							03.0520-9220.3	699220
								AP Ø 203 x 38 + HEB AP Ø 203 x 38 Ø 20,64 + RZ / + Zub TopKit
1.4 HDi	50	02/08→	➔	10/10→			03.0137-0479.2	650479
							03.0520-9220.3	699220
								AP Ø 203 x 38 + HEB AP Ø 203 x 38 Ø 20,64 + RZ / + Zub TopKit
			➔	→ 09/10			03.0137-0493.2	650493
							03.0521-0120.3	690120
								AP Ø 228 x 42 + HEB AP Ø 228 x 42 Ø 20,64 + RZ / + Zub TopKit








	kw			 	! #		
<b>CITROËN - NEMO Kombi 04/09→</b>							
 <b>Radbremsszylinder</b>							
1.3 HDi 75 1.3 HDi 80 1.4 1.4 HDi	55 59 54 50	10/10→ 10/15→ 04/09→ 04/09→	➔			24.3220-1728.3 020509	Ø 20,64 ALU
<b>Zubehörsatz, Bremsbacken</b>							
1.3 HDi 75 1.3 HDi 80 1.4 1.4 HDi	55 59 54 50	10/10→ 10/15→ 04/09→ 04/09→	➔			03.0137-9309.2 669309 03.0137-9310.2 669310 03.0137-9309.2 669309 03.0137-9310.2 669310	AP AP AP AP
 <b>Bremstrommel</b>							
1.3 HDi 75 1.3 HDi 80 1.4 HDi 1.4	55 59 50 54	10/10→ 10/15→ 04/09→ 04/09→	➔			24.0222-8038.1 480316 24.0220-2001.1 480307	Ø 228,3 x 48 / 230 Ø 203,0 x 48,5 / 204,7
 <b>Bremsbackensatz</b>							
1.3 HDi 75 1.3 HDi 80 1.4 1.4 HDi	55 59 54 50	10/10→ 10/15→ 04/09→ 04/09→	➔			03.0137-0493.2 650493 03.0521-0120.3 690120 03.0137-0493.2 650493 03.0137-0479.2 650479 03.0520-9220.3 699220 03.0137-0479.2 650479 03.0520-9220.3 699220 03.0137-0493.2 650493 03.0521-0120.3 690120	AP Ø 228 x 42 + HEB AP Ø 228 x 42 Ø 20,64 + RZ / + Zub TopKit AP Ø 228 x 42 + HEB AP Ø 203 x 38 + HEB AP Ø 203 x 38 Ø 20,64 + RZ / + Zub TopKit AP Ø 203 x 38 + HEB AP Ø 203 x 38 Ø 20,64 + RZ / + Zub TopKit AP Ø 228 x 42 + HEB AP Ø 228 x 42 Ø 20,64 + RZ / + Zub TopKit
<b>CITROËN - SAXO (S0, S1) 02/96→04/04</b>							
 <b>Radbremsszylinder</b>							
1.0 X 1.0 X 1.1 BiFuel 1.1 X,SX 1.1 X,SX Electric	33 37 44 40 44 20	05/96→11/98 05/98→06/03 07/00→06/03 05/96→09/03 05/96→09/03 11/96→06/03	➔	☐; - ABS; Felge Lochzahl: 3 ☐; - ABS; Felge Lochzahl: 3 ☐; - ABS; Felge Lochzahl: 4 ☐; - ABS; Felge Lochzahl: 4		24.3219-1603.3 020200 24.3219-1604.3 020201 24.3219-1609.3 020319 24.3219-1610.3 020320 24.3220-1711.3 020409 24.3220-1717.3 020430	Ø 19,05 GG Ø 19,05 GG Ø 19,05 GG Ø 19,05 GG TRW Ø 20,64 GG TRW Ø 20,64 ALU
1.4 VTS 1.5 D 1.5 D 1.5 D 1.6 1.6 VTL,VTR	55 40 42 43 66 65	05/96→06/03 09/96→09/03 09/96→06/01 07/01→04/04 02/96→06/03 05/96→06/03	➔	☐; - ABS ☐; - ABS →Orga 08095; + ABS Orga 08096→; + ABS		24.3219-1609.3 020319 24.3219-1610.3 020320 24.3220-1711.3 020409 24.3220-1717.3 020430	Ø 19,05 GG Ø 19,05 GG TRW Ø 20,64 GG TRW Ø 20,64 ALU
<b>Zubehörsatz, Bremsbacken</b>							
1.0 X 1.0 X 1.1 BiFuel 1.1 X,SX 1.1 X,SX Electric	33 37 44 40 44 20	05/96→11/98 05/98→06/03 07/00→06/03 05/96→09/03 05/96→09/03 11/96→06/03	➔	- ABS; Felge Lochzahl: 4 - ABS; Felge Lochzahl: 3 + ABS		03.0137-9055.2 669055 03.0137-9079.2 669079 03.0137-9158.2 669158	BDX BDX TRW
1.4 VTS 1.5 D 1.5 D 1.5 D 1.6 1.6 VTL,VTR	55 40 42 43 66 65	05/96→06/03 09/96→09/03 09/96→06/01 07/01→04/04 02/96→06/03 05/96→06/03	➔	- ABS + ABS		03.0137-9055.2 669055 03.0137-9158.2 669158	BDX TRW
 <b>Bremstrommel</b>							
1.0 X 1.0 X 1.1 BiFuel 1.1 X,SX 1.1 X,SX Electric	33 37 44 40 44 20	05/96→11/98 05/98→06/03 07/00→06/03 05/96→09/03 05/96→09/03 11/96→06/03	➔	- ABS; Felge Lochzahl: 3 - ABS; Felge Lochzahl: 4		24.0216-5001.1 480001 24.0216-5701.2 480212 24.0218-0020.1 480074 24.0218-0720.2 480205	Ø 165,0 x 38,5 / 166 - RLG Ø 165,0 x 38,5 / 166 + RLG Ø 180,0 x 46 / 181 - RLG / - ABS Ring Ø 180,0 x 46 / 181 + RLG / - ABS Ring
↓							





















	kw			 	! #		
<b>CITROËN - SAXO (S0, S1) 02/96→04/04</b>							
<b>Bremstrommel</b>							
1.0 X	33	05/96→11/98	➔	+ ABS		24.0220-3013.1 480089	Ø 203,0 x 46,5 / 204,5 - RLG / - ABS Ring
1.0 X	37	05/98→06/03					
1.1 BiFuel	44	07/00→06/03					
1.1 X,SX	40	05/96→09/03					
1.1 X,SX	44	05/96→09/03					
Electric	20	11/96→06/03					
1.4 VTS	55	05/96→06/03	➔	- ABS		24.0218-0020.1 480074	Ø 180,0 x 46 / 181 - RLG / - ABS Ring
1.5 D	40	09/96→09/03					
1.5 D	42	09/96→06/01				24.0218-0720.2 480205	Ø 180,0 x 46 / 181 + RLG / - ABS Ring
1.5 D	43	07/01→04/04					
1.6	66	02/96→06/03					
1.6 VTL,VTR	65	05/96→06/03	➔	+ ABS		24.0220-3013.1 480089	Ø 203,0 x 46,5 / 204,5 - RLG / - ABS Ring
<b>Bremsbackensatz</b>							
1.0 X	33	05/96→11/98	➔	- ABS; Felge Lochzahl: 3		03.0137-0195.2 650195	Ø 164 x 32
1.0 X	37	05/98→06/03				03.0420-0519.3 680519	BDX Ø 164 x 32 Ø 19,05 + RZ / + Zub Kit
1.1 BiFuel	44	07/00→06/03					
1.1 X,SX	40	05/96→09/03				03.0520-0519.3 690519	BDX Ø 164 x 32 Ø 19,05 + RZ / + Zub TopKit
1.1 X,SX	44	05/96→09/03					
Electric	20	11/96→06/03					
			➔	- ABS; Felge Lochzahl: 4		03.0137-0196.2 650196	BDX Ø 180 x 32
						03.0420-1619.3 681619	BDX Ø 180 x 32 Ø 19,05 + RZ / + Zub Kit
						03.0520-1619.3 691619	BDX Ø 180 x 32 Ø 19,05 + RZ / + Zub TopKit
			➔	+ ABS		03.0137-0312.2 650312	TRW Ø 203 x 38
			➔	→Orga 08095; + ABS		03.0520-5720.3 695720	TRW Ø 203 x 39 Ø 20,64 + RZ / + Zub TopKit
			➔	Orga 08096→; + ABS		03.0520-6420.3 696420	TRW Ø 203 x 39 Ø 20,64 + RZ / + Zub TopKit
1.4 VTS	55	05/96→06/03	➔	- ABS		03.0137-0196.2 650196	BDX Ø 180 x 32
1.5 D	40	09/96→09/03				03.0420-1619.3 681619	BDX Ø 180 x 32 Ø 19,05 + RZ / + Zub Kit
1.5 D	42	09/96→06/01					
1.5 D	43	07/01→04/04				03.0520-1619.3 691619	BDX Ø 180 x 32 Ø 19,05 + RZ / + Zub TopKit
1.6	66	02/96→06/03					
1.6 VTL,VTR	65	05/96→06/03					
			➔	+ ABS		03.0137-0312.2 650312	TRW Ø 203 x 38
			➔	→Orga 08095; + ABS		03.0520-5720.3 695720	TRW Ø 203 x 39 Ø 20,64 + RZ / + Zub TopKit
			➔	Orga 08096→; + ABS		03.0520-6420.3 696420	TRW Ø 203 x 39 Ø 20,64 + RZ / + Zub TopKit
<b>Seilzug, Feststellbremse</b>							
1.0 X	33	05/96→11/98	➔	⏴; Trommelbremse	2	24.3727-0816.2 580816	L= 1.442
1.0 X	37	05/98→06/03					
1.1 BiFuel	44	07/00→06/03					
1.1 X,SX	40	05/96→09/03					
1.1 X,SX	44	05/96→09/03					
1.4 VTS	55	05/96→06/03					
1.5 D	40	09/96→09/03					
1.5 D	42	09/96→06/01					
1.5 D	43	07/01→04/04					
1.6	66	02/96→06/03	➔	⏴; Trommelbremse	2	24.3727-0816.2 580816	L= 1.442
1.6 VTL,VTR	65	05/96→06/03	➔	⏴; Scheibenbremse	2	24.3727-0817.2 580817	L= 1.505
1.6	74	02/01→04/04	➔	⏴; Scheibenbremse	2	24.3727-0817.2 580817	L= 1.505
1.6	88	02/96→04/04					
1.6 VTS	72	09/00→09/03					
Electric	20	11/96→06/03					
1.6 VTS	87	06/96→09/03	➔	⏴; 07/96→; Scheibenbremse	2	24.3727-0817.2 580817	L= 1.505
<b>CITROËN - XANTIA (X1) 03/93→10/98</b>							
<b>Seilzug, Feststellbremse</b>							
1.6 i	65	03/93→01/98	←	☐; → 12/97; Scheibenbremse		24.3727-0311.2 580311	L= 1.333
1.8 i	66	04/97→01/98					
1.8 i	74	03/93→01/98	←	☐; → 12/97; Scheibenbremse		24.3727-0312.2 580312	L= 1.262
1.8 i 16V	81	06/95→01/98					
1.9 D	50	06/94→01/98					
1.9 D	51	06/94→01/98					
1.9 SD	55	02/96→01/98					
1.9 Turbo D	66	10/94→01/98					
2.0 i	89	03/93→01/98					
2.0 i 16V	97	06/95→01/98					
2.0 i 16V	110	06/94→01/98					
2.0 i 16V	112	03/93→01/98					
↓							










	kw			 	! #		
<b>CITROËN - XANTIA (X1) 03/93→10/98</b>							
 <b>Seilzug, Feststellbremse</b>							
2.0	95	03/93→05/95	←	<input type="checkbox"/> ; Scheibenbremse	24.3727-0311.2	580311	L= 1.333
			←	<input type="checkbox"/> ; Scheibenbremse	24.3727-0312.2	580312	L= 1.262
2.0 Turbo	108	06/95→01/98	←	<input type="checkbox"/> ; → 12/97; Scheibenbremse	24.3727-0311.2	580311	L= 1.333
2.1 Turbo D 12V	80	06/95→01/98	←	<input type="checkbox"/> ; → 12/97; Scheibenbremse	24.3727-0330.2	580330	L= 1.313
3.0 i 24V	140	01/97→01/98	←	<input type="checkbox"/> ; → 12/97; Scheibenbremse	24.3727-0330.2	580330	L= 1.313
<b>CITROËN - XANTIA (X2) 01/98→04/03</b>							
 <b>Seilzug, Feststellbremse</b>							
1.6 i SX	65	01/98→03/01	←	<input type="checkbox"/> ; Scheibenbremse	24.3727-0311.2	580311	L= 1.333
			←	<input type="checkbox"/> ; Scheibenbremse	24.3727-0312.2	580312	L= 1.262
1.8 i	66	01/98→04/03	←	<input type="checkbox"/> ; → 09/01; Scheibenbremse	24.3727-0311.2	580311	L= 1.333
1.9 SD	55	01/98→04/03	←	<input type="checkbox"/> ; → 09/01; Scheibenbremse	24.3727-0312.2	580312	L= 1.262
2.0 i	89	01/98→04/03	←	<input type="checkbox"/> ; → 09/01; Scheibenbremse	24.3727-0311.2	580311	L= 1.333
1.8 i 16V	81	01/98→04/03	←	<input type="checkbox"/> ; → 09/01; Automatikgetriebe; Scheibenbremse	24.3727-0311.2	580311	L= 1.333
1.9 Turbo D	66	01/98→04/03	←	<input type="checkbox"/> ; → 09/01; Schaltgetriebe; Scheibenbremse	24.3727-0312.2	580312	L= 1.262
2.0 i 16V	97	01/98→04/03	←	<input type="checkbox"/> ; → 09/01; Automatikgetriebe; Scheibenbremse	24.3727-0351.2	580351	L= 1.285
2.0 HDI 109	80	02/99→04/03	←	<input type="checkbox"/> ; → 09/01; Scheibenbremse	24.3727-0311.2	580311	L= 1.333
2.0 Turbo	108	01/98→04/03	←	<input type="checkbox"/> ; → 09/01; Scheibenbremse	24.3727-0330.2	580330	L= 1.313
2.0 HDI 90	66	03/99→04/03	←	<input type="checkbox"/> ; → 09/01; Scheibenbremse	24.3727-0311.2	580311	L= 1.333
			←	<input type="checkbox"/> ; → 09/01; Scheibenbremse	24.3727-0312.2	580312	L= 1.262
			←	<input type="checkbox"/> ; → 09/01; Scheibenbremse	24.3727-0330.2	580330	L= 1.313
2.1 Turbo D 12V	80	01/98→02/99	←	<input type="checkbox"/> ; Scheibenbremse	24.3727-0311.2	580311	L= 1.333
			←	<input type="checkbox"/> ; Scheibenbremse	24.3727-0330.2	580330	L= 1.313
3.0 V6	140	01/98→04/03	←	<input type="checkbox"/> ; → 09/01; für Rechtslenker; Scheibenbremse	24.3727-0330.2	580330	L= 1.313
			←	<input type="checkbox"/> ; → 09/01; für Linkslenker; Scheibenbremse	24.3727-0330.2	580330	L= 1.313
<b>CITROËN - XANTIA Break (X1) 06/95→01/98</b>							
 <b>Seilzug, Feststellbremse</b>							
1.8 i	66	04/97→01/98	←	<input type="checkbox"/> ; → 12/97; Scheibenbremse	24.3727-0311.2	580311	L= 1.333
1.8 i	74	06/95→01/98	←	<input type="checkbox"/> ; → 12/97; Scheibenbremse	24.3727-0312.2	580312	L= 1.262
1.8 i 16V	81	06/95→01/98	←	<input type="checkbox"/> ; → 12/97; Scheibenbremse	24.3727-0311.2	580311	L= 1.333
1.9 SD	55	04/97→01/98	←				
1.9 Turbo D	66	06/95→01/98	←				
2.0 i	89	06/95→01/98	←				
2.0 i 16V	97	06/95→01/98	←				
2.0 Turbo	108	06/95→01/98	←	<input type="checkbox"/> ; → 12/97; Scheibenbremse	24.3727-0311.2	580311	L= 1.333
2.1 Turbo D 12V	80	06/96→01/98	←	<input type="checkbox"/> ; → 12/97; Scheibenbremse	24.3727-0330.2	580330	L= 1.313
<b>CITROËN - XANTIA Break (X2) 01/98→04/03</b>							
 <b>Seilzug, Feststellbremse</b>							
1.8 i	66	01/98→04/03	←	<input type="checkbox"/> ; → 09/01; Scheibenbremse	24.3727-0311.2	580311	L= 1.333
1.9 SD	55	01/98→04/03	←	<input type="checkbox"/> ; → 09/01; Scheibenbremse	24.3727-0312.2	580312	L= 1.262
2.0 i	89	01/98→04/03	←	<input type="checkbox"/> ; → 09/01; Scheibenbremse	24.3727-0311.2	580311	L= 1.333
1.8 i 16V	81	01/98→04/03	←	<input type="checkbox"/> ; → 09/01; Automatikgetriebe; Scheibenbremse	24.3727-0311.2	580311	L= 1.333
1.9 Turbo D	66	01/98→04/03	←	<input type="checkbox"/> ; → 09/01; Schaltgetriebe; Scheibenbremse	24.3727-0312.2	580312	L= 1.262
2.0 i 16V	97	01/98→04/03	←	<input type="checkbox"/> ; → 09/01; Automatikgetriebe; Scheibenbremse	24.3727-0351.2	580351	L= 1.285
2.0 HDI 109	80	02/99→04/03	←	<input type="checkbox"/> ; → 09/01; Scheibenbremse	24.3727-0311.2	580311	L= 1.333
2.0 HDI 90	66	03/99→04/03	←	<input type="checkbox"/> ; → 09/01; Scheibenbremse	24.3727-0330.2	580330	L= 1.313
2.0 Turbo	108	01/98→04/03	←	<input type="checkbox"/> ; → 09/01; Scheibenbremse	24.3727-0311.2	580311	L= 1.333
2.1 Turbo D 12V	80	01/98→02/99	←	<input type="checkbox"/> ; Scheibenbremse	24.3727-0330.2	580330	L= 1.313
			←	<input type="checkbox"/> ; Scheibenbremse	24.3727-0330.2	580330	L= 1.313
3.0 V6	140	01/98→04/03	←	<input type="checkbox"/> ; → 09/01; für Rechtslenker; Scheibenbremse	24.3727-0330.2	580330	L= 1.313
			←	<input type="checkbox"/> ; → 09/01; für Linkslenker; Scheibenbremse	24.3727-0330.2	580330	L= 1.313










	kw				! #		
<b>CITROËN - XM (Y4) 05/94→10/00</b>							
 <b>Seilzug, Feststellbremse</b>							
2.0 i 16V	97	05/94→10/00	←	☐; Scheibenbremse		24.3727-0308.2 580308	L= 1.230
2.0 Turbo	108	05/94→10/00	←	☐; Scheibenbremse		24.3727-0309.2 580309	L= 1.030
2.1 D12 VSX	60	03/96→08/96	←				
2.1 TD 12V	80	05/94→10/00					
2.5 TD	95	05/94→10/00					
3.0 V6	123	05/94→10/00					
3.0 V6	140	04/97→10/00					
3.0 V6 24V	147	05/94→10/00	←	☐; für Rechtslenker; Scheibenbremse		24.3727-0308.2 580308	L= 1.230
<b>CITROËN - XSARA (N1) 04/97→04/05</b>							
 <b>Radbremszylinder</b>							
1.4 HDi	50	01/03→03/05	→			24.3220-1717.3 020430	TRW Ø 20,64 ALU
1.4 i 1.9 D	55 51	04/97→03/05 07/98→03/05	→	☐; → 08/00; - ABS		24.3220-1615.3 020242	TRW Ø 20,64 GG
			→	☐; → 08/00; - ABS		24.3220-1617.3 020244	BDX Ø 20,64 GG
			→	☐; → 08/00; - ABS		24.3220-1616.3 020243	TRW Ø 20,64 GG
			→	☐; → 08/00; - ABS		24.3220-1618.3 020245	BDX Ø 20,64 GG
			→	→ 08/00; + ABS		24.3220-1711.3 020409	TRW Ø 20,64 GG
			→	09/00→; →Orga 08728		24.3220-1711.3 020409	TRW Ø 20,64 GG
→	Orga 08729→		24.3220-1717.3 020430	TRW Ø 20,64 ALU			
1.4 LPG	55	05/98→08/00	→	☐; - ABS		24.3220-1615.3 020242	TRW Ø 20,64 GG
			→	☐; - ABS		24.3220-1617.3 020244	BDX Ø 20,64 GG
			→	☐; - ABS		24.3220-1616.3 020243	TRW Ø 20,64 GG
			→	☐; - ABS		24.3220-1618.3 020245	BDX Ø 20,64 GG
			→	+ ABS		24.3220-1711.3 020409	TRW Ø 20,64 GG
→	Orga 08729→		24.3220-1717.3 020430	TRW Ø 20,64 ALU			
1.5 D 1.6 i 1.8 D 1.8 i 1.8 i Aut. 1.9 D	42 65 43 66 74 50	04/97→09/00 04/97→09/00 04/97→09/00 04/97→09/00 04/97→09/00 04/97→09/00	→	☐; → 08/00; - ABS		24.3220-1615.3 020242	TRW Ø 20,64 GG
			→	☐; → 08/00; - ABS		24.3220-1617.3 020244	BDX Ø 20,64 GG
			→	☐; → 08/00; - ABS		24.3220-1616.3 020243	TRW Ø 20,64 GG
			→	☐; → 08/00; - ABS		24.3220-1618.3 020245	BDX Ø 20,64 GG
			→	→ 08/00; + ABS		24.3220-1711.3 020409	TRW Ø 20,64 GG
			→	09/00→; →Orga 08728		24.3220-1711.3 020409	TRW Ø 20,64 GG
1.9 D	52	04/00→04/05	→	☐; → 08/00; - ABS		24.3220-1615.3 020242	TRW Ø 20,64 GG
			→	☐; → 08/00; - ABS		24.3220-1617.3 020244	BDX Ø 20,64 GG
			→	☐; → 08/00; - ABS		24.3220-1616.3 020243	TRW Ø 20,64 GG
			→	☐; → 08/00; - ABS		24.3220-1618.3 020245	BDX Ø 20,64 GG
			→	→ 08/00; + ABS		24.3220-1711.3 020409	TRW Ø 20,64 GG
			→	09/00→; →Orga 08728		24.3220-1711.3 020409	TRW Ø 20,64 GG
→	Orga 08729→; → 03/05		24.3220-1717.3 020430	TRW Ø 20,64 ALU			
1.9 SD 1.9 TD	55 66	01/98→09/00 04/97→09/00	→	→ 08/00; + ABS		24.3220-1711.3 020409	TRW Ø 20,64 GG
<b>Zubehörsatz, Bremsbacken</b>							
1.4 HDi	50	01/03→03/05	→			03.0137-9158.2 669158	TRW
1.4 i 1.9 D	55 51	04/97→03/05 07/98→03/05	→	→ 08/00; - ABS		03.0137-9086.2 669086	BDX
			→	→ 08/00; + ABS		03.0137-9175.2 669175	TRW
			→	09/00→		03.0137-9158.2 669158	TRW
1.4 LPG	55	05/98→08/00	→	- ABS		03.0137-9086.2 669086	BDX
			→			03.0137-9175.2 669175	TRW
			→	+ ABS		03.0137-9158.2 669158	TRW
1.5 D 1.6 i 1.8 D 1.8 i 1.8 i Aut. 1.9 D	42 65 43 66 74 50	04/97→09/00 04/97→09/00 04/97→09/00 04/97→09/00 04/97→09/00 04/97→09/00	→	→ 08/00; - ABS		03.0137-9086.2 669086	BDX
			→	→ 08/00; - ABS		03.0137-9175.2 669175	TRW
			→	→ 08/00; + ABS		03.0137-9158.2 669158	TRW
			→				
			→				
			→				
1.9 D	52	04/00→04/05	→	→ 08/00; - ABS		03.0137-9086.2 669086	BDX
			→	→ 08/00; - ABS		03.0137-9175.2 669175	TRW
			→	→ 08/00; + ABS		03.0137-9158.2 669158	TRW
→	09/00→ 03/05		03.0137-9158.2 669158	TRW			
1.9 SD 1.9 TD ↓	55 66	01/98→09/00 04/97→09/00	→	→ 08/00		03.0137-9158.2 669158	TRW

	kw			 	! #				
<b>CITROËN - XSARA (N1) 04/97→04/05</b>									
<b>Bremstrommel</b>									
1.4 HDi	50	01/03→03/05	➡			<b>24.0220-3014.1 480090</b>	Ø 203,0 x 46,5 / 204,5 - RLG / - ABS Ring		
1.4 i 1.9 D	55 51	04/97→03/05 07/98→03/05	➡	→ 08/00; - ABS		<b>24.0218-0016.1 480011</b>	Ø 180,0 x 44,5 / 181 - RLG / - ABS Ring		
						<b>24.0218-0716.2 480203</b>	Ø 180,0 x 44,5 / 181 + RLG / - ABS Ring		
			➡	→ 08/00; + ABS		<b>24.0220-3014.1 480090</b>	Ø 203,0 x 46,5 / 204,5 - RLG / - ABS Ring		
			➡	09/00→		<b>24.0220-3014.1 480090</b>	Ø 203,0 x 46,5 / 204,5 - RLG / - ABS Ring		
1.4 LPG	55	05/98→08/00	➡	- ABS		<b>24.0218-0016.1 480011</b>	Ø 180,0 x 44,5 / 181 - RLG / - ABS Ring		
						<b>24.0218-0716.2 480203</b>	Ø 180,0 x 44,5 / 181 + RLG / - ABS Ring		
			➡	+ ABS		<b>24.0220-3014.1 480090</b>	Ø 203,0 x 46,5 / 204,5 - RLG / - ABS Ring		
1.5 D 1.6 i 1.8 D 1.8 i 1.8 i Aut. 1.9 D	42 65 43 66 74 50	04/97→09/00 04/97→09/00 04/97→09/00 04/97→09/00 04/97→09/00 04/97→09/00	➡	→ 08/00; - ABS		<b>24.0218-0016.1 480011</b>	Ø 180,0 x 44,5 / 181 - RLG / - ABS Ring		
						<b>24.0218-0716.2 480203</b>	Ø 180,0 x 44,5 / 181 + RLG / - ABS Ring		
			➡	→ 08/00; + ABS		<b>24.0220-3014.1 480090</b>	Ø 203,0 x 46,5 / 204,5 - RLG / - ABS Ring		
1.9 D	52	04/00→04/05	➡	→ 08/00; - ABS		<b>24.0218-0016.1 480011</b>	Ø 180,0 x 44,5 / 181 - RLG / - ABS Ring		
						<b>24.0218-0716.2 480203</b>	Ø 180,0 x 44,5 / 181 + RLG / - ABS Ring		
			➡	→ 08/00; + ABS		<b>24.0220-3014.1 480090</b>	Ø 203,0 x 46,5 / 204,5 - RLG / - ABS Ring		
			➡	09/00→ 03/05		<b>24.0220-3014.1 480090</b>	Ø 203,0 x 46,5 / 204,5 - RLG / - ABS Ring		
1.9 SD 1.9 TD	55 66	01/98→09/00 04/97→09/00	➡	→ 08/00		<b>24.0220-3014.1 480090</b>	Ø 203,0 x 46,5 / 204,5 - RLG / - ABS Ring		
<b>Bremsbackensatz</b>									
1.4 HDi	50	01/03→03/05	➡			<b>03.0137-0312.2 650312</b>	TRW Ø 203 x 38		
1.4 i 1.9 D	55 51	04/97→03/05 07/98→03/05	➡	→ 08/00; - ABS		<b>03.0137-0197.2 650197</b>	TRW Ø 180 x 32 + HEB		
						<b>03.0137-0261.2 650261</b>	BDX Ø 180 x 32		
						<b>03.0520-2520.3 692520</b>	TRW Ø 180 x 32 Ø 20,64 + RZ / + Zub TopKit		
						<b>03.0520-2620.3 692620</b>	BDX Ø 180 x 32 Ø 20,64 + RZ / + Zub TopKit		
			➡	→ 08/00; + ABS		<b>03.0137-0312.2 650312</b>	TRW Ø 203 x 38		
			➡	09/00→		<b>03.0137-0312.2 650312</b>	TRW Ø 203 x 38		
			➡	→Orga 08210; + ABS		<b>03.0520-5720.3 695720</b>	TRW Ø 203 x 39 Ø 20,64 + RZ / + Zub TopKit		
			➡	Orga 08211→; → 08/00; + ABS		<b>03.0520-6420.3 696420</b>	TRW Ø 203 x 39 Ø 20,64 + RZ / + Zub TopKit		
1.4 LPG	55	05/98→08/00	➡	- ABS		<b>03.0137-0197.2 650197</b>	TRW Ø 180 x 32 + HEB		
						<b>03.0137-0261.2 650261</b>	BDX Ø 180 x 32		
						<b>03.0520-2520.3 692520</b>	TRW Ø 180 x 32 Ø 20,64 + RZ / + Zub TopKit		
						<b>03.0520-2620.3 692620</b>	BDX Ø 180 x 32 Ø 20,64 + RZ / + Zub TopKit		
			➡	+ ABS		<b>03.0137-0312.2 650312</b>	TRW Ø 203 x 38		
			➡	→Orga 08210; + ABS		<b>03.0520-5720.3 695720</b>	TRW Ø 203 x 39 Ø 20,64 + RZ / + Zub TopKit		
			➡	Orga 08211→; + ABS		<b>03.0520-6420.3 696420</b>	TRW Ø 203 x 39 Ø 20,64 + RZ / + Zub TopKit		
1.5 D 1.6 i 1.8 D 1.8 i 1.9 D	42 65 43 66 50	04/97→09/00 04/97→09/00 04/97→09/00 04/97→09/00 04/97→09/00	➡	→ 08/00; - ABS		<b>03.0137-0197.2 650197</b>	TRW Ø 180 x 32 + HEB		
						<b>03.0137-0261.2 650261</b>	BDX Ø 180 x 32		
						<b>03.0520-2520.3 692520</b>	TRW Ø 180 x 32 Ø 20,64 + RZ / + Zub TopKit		
						<b>03.0520-2620.3 692620</b>	BDX Ø 180 x 32 Ø 20,64 + RZ / + Zub TopKit		
			➡	→ 08/00; + ABS		<b>03.0137-0312.2 650312</b>	TRW Ø 203 x 38		
			➡	→Orga 08210; + ABS		<b>03.0520-5720.3 695720</b>	TRW Ø 203 x 39 Ø 20,64 + RZ / + Zub TopKit		
↓									








	kw			 	! #		
<b>CITROËN - XSARA (N1) 04/97→04/05</b>							
<b>Bremsbackensatz</b>							
1.5 D 1.6 i 1.8 D 1.8 i 1.9 D	42 65 43 66 50	04/97→09/00 04/97→09/00 04/97→09/00 04/97→09/00 04/97→09/00	➡	Orga 08211→; → 08/00; + ABS		<b>03.0520-6420.3 696420</b>	TRW Ø 203 x 39 Ø 20,64 + RZ / + Zub TopKit
1.8 i Aut.	74	04/97→09/00	➡	→ 08/00; - ABS		<b>03.0137-0197.2 650197</b> <b>03.0137-0261.2 650261</b> <b>03.0520-2520.3 692520</b> <b>03.0520-2620.3 692620</b>	TRW Ø 180 x 32 + HEB BDX Ø 180 x 32 TRW Ø 180 x 32 Ø 20,64 + RZ / + Zub TopKit BDX Ø 180 x 32 Ø 20,64 + RZ / + Zub TopKit
			➡	→ 08/00; + ABS		<b>03.0137-0312.2 650312</b> <b>03.0520-5720.3 695720</b> <b>03.0520-6420.3 696420</b>	TRW Ø 203 x 38 TRW Ø 203 x 39 Ø 20,64 + RZ / + Zub TopKit TRW Ø 203 x 39 Ø 20,64 + RZ / + Zub TopKit
1.9 D	52	04/00→04/05	➡	→ 08/00; - ABS		<b>03.0137-0197.2 650197</b> <b>03.0137-0261.2 650261</b> <b>03.0520-2520.3 692520</b> <b>03.0520-2620.3 692620</b>	TRW Ø 180 x 32 + HEB BDX Ø 180 x 32 TRW Ø 180 x 32 Ø 20,64 + RZ / + Zub TopKit BDX Ø 180 x 32 Ø 20,64 + RZ / + Zub TopKit
			➡	→ 08/00; + ABS		<b>03.0137-0312.2 650312</b>	TRW Ø 203 x 38
			➡	09/00→ 03/05		<b>03.0137-0312.2 650312</b>	TRW Ø 203 x 38
			➡	→Orga 08210; + ABS		<b>03.0520-5720.3 695720</b>	TRW Ø 203 x 39 Ø 20,64 + RZ / + Zub TopKit
			➡	Orga 08211→; → 08/00; + ABS		<b>03.0520-6420.3 696420</b>	TRW Ø 203 x 39 Ø 20,64 + RZ / + Zub TopKit
1.9 SD	55	01/98→09/00	➡	→ 08/00		<b>03.0137-0312.2 650312</b>	TRW Ø 203 x 38
			➡	→Orga 08210		<b>03.0520-5720.3 695720</b>	TRW Ø 203 x 39 Ø 20,64 + RZ / + Zub TopKit
			➡	Orga 08211→; → 08/00		<b>03.0520-6420.3 696420</b>	TRW Ø 203 x 39 Ø 20,64 + RZ / + Zub TopKit
1.9 TD	66	04/97→09/00	➡	→ 08/00		<b>03.0137-0312.2 650312</b>	TRW Ø 203 x 38
			➡	→Orga 08210; + ABS		<b>03.0520-5720.3 695720</b>	TRW Ø 203 x 39 Ø 20,64 + RZ / + Zub TopKit
			➡	→ 08/00; - ABS		<b>03.0520-5720.3 695720</b>	TRW Ø 203 x 39 Ø 20,64 + RZ / + Zub TopKit
			➡	Orga 08211→; → 08/00; + ABS		<b>03.0520-6420.3 696420</b>	TRW Ø 203 x 39 Ø 20,64 + RZ / + Zub TopKit
<b>Seilzug, Feststellbremse</b>							
1.4 HDi 1.4 i 1.4 LPG 1.9 D	50 55 55 51	01/03→03/05 04/97→03/05 05/98→08/00 07/98→03/05	➡	<input type="checkbox"/> ; Trommelbremse		<b>24.3727-0322.2 580322</b>	L= 1.591
			➡	<input checked="" type="checkbox"/> ; Trommelbremse		<b>24.3727-0323.2 580323</b>	L= 1.500
1.5 D 1.6 i 1.8 D 1.8 i 1.9 D 1.9 SD 1.9 TD	42 65 43 66 50 55 66	04/97→09/00 04/97→09/00 04/97→09/00 04/97→09/00 04/97→09/00 01/98→09/00 04/97→09/00	➡	<input type="checkbox"/> ; → 08/00; Trommelbremse		<b>24.3727-0322.2 580322</b>	L= 1.591
			➡	<input checked="" type="checkbox"/> ; → 08/00; Trommelbremse		<b>24.3727-0323.2 580323</b>	L= 1.500
1.6 16V 1.8 BiFuel 2.0 16V 2.0 HDi 109 2.0 HDi 90	80 82 100 80 66	09/00→03/05 07/97→08/00 09/00→03/05 05/01→03/05 02/99→03/05	➡	<input type="checkbox"/> ; Scheibenbremse		<b>24.3727-0326.2 580326</b>	L= 1.635
			➡	<input checked="" type="checkbox"/> ; Scheibenbremse		<b>24.3727-0327.2 580327</b>	L= 1.545
1.8 i 16V 2.0 16V 2.0 16V	81 97 120	04/97→09/00 07/98→09/00 04/97→09/00	➡	<input type="checkbox"/> ; → 08/00; Scheibenbremse		<b>24.3727-0326.2 580326</b>	L= 1.635
			➡	<input checked="" type="checkbox"/> ; → 08/00; Scheibenbremse		<b>24.3727-0327.2 580327</b>	L= 1.545
1.8 i Aut.	74	04/97→09/00	➡	<input type="checkbox"/> ; → 08/00; Trommelbremse		<b>24.3727-0322.2 580322</b>	L= 1.591
			➡	<input checked="" type="checkbox"/> ; → 08/00; Trommelbremse		<b>24.3727-0323.2 580323</b>	L= 1.500
			➡	<input type="checkbox"/> ; → 08/00; Scheibenbremse		<b>24.3727-0326.2 580326</b>	L= 1.635
			➡	<input checked="" type="checkbox"/> ; → 08/00; Scheibenbremse		<b>24.3727-0327.2 580327</b>	L= 1.545
1.9 D	52	04/00→04/05	➡	<input type="checkbox"/> ; → 03/05; Trommelbremse		<b>24.3727-0322.2 580322</b>	L= 1.591
			➡	<input checked="" type="checkbox"/> ; → 03/05; Trommelbremse		<b>24.3727-0323.2 580323</b>	L= 1.500













	kw			 	! #		
<b>CITROËN - XSARA Break (N2) 10/97→03/10</b>							
<b> Radbremszylinder</b>							
1.4 HDi	50	01/03→08/05	➔			<b>24.3222-1714.3 020432</b>	BDX Ø 22,2 GG
1.4 i	55	10/97→08/05	➔	→ 08/00; - ABS		<b>24.3220-1702.3 020375</b>	BDX Ø 20,64 GG
1.9 D	51	07/98→08/05	➔	→ 08/00; + ABS		<b>24.3222-1714.3 020432</b>	BDX Ø 22,2 GG
			➔	09/00→		<b>24.3222-1714.3 020432</b>	BDX Ø 22,2 GG
1.5 D	42	10/97→09/00	➔	→ 08/00; - ABS		<b>24.3220-1702.3 020375</b>	BDX Ø 20,64 GG
1.6 i	65	10/97→09/00	➔	→ 08/00; + ABS		<b>24.3222-1714.3 020432</b>	BDX Ø 22,2 GG
1.8 D	43	10/97→09/00	➔	→ 08/00; + ABS		<b>24.3222-1714.3 020432</b>	BDX Ø 22,2 GG
1.9 D	50	10/97→09/00	➔	→ 08/00		<b>24.3222-1714.3 020432</b>	BDX Ø 22,2 GG
1.8 i	66	10/97→09/00	➔	→ 08/00		<b>24.3222-1714.3 020432</b>	BDX Ø 22,2 GG
1.8 i Aut.	74	10/97→09/00	➔				
1.9 D	55	01/98→09/00	➔				
1.9 TD	66	10/97→09/00	➔				
<b>Zubehörsatz, Bremsbacken</b>							
1.4 HDi	50	01/03→08/05	➔			<b>03.0137-9228.2 669228</b>	BDX
1.4 i	55	10/97→08/05	➔				
1.9 D	51	07/98→08/05	➔				
1.5 D	42	10/97→09/00	➔	→ 08/00		<b>03.0137-9228.2 669228</b>	BDX
1.6 i	65	10/97→09/00	➔				
1.8 D	43	10/97→09/00	➔				
1.8 i	66	10/97→09/00	➔				
1.8 i Aut.	74	10/97→09/00	➔				
1.9 D	50	10/97→09/00	➔				
1.9 D	55	01/98→09/00	➔				
1.9 TD	66	10/97→09/00	➔				
<b> Bremstrommel</b>							
1.4 HDi	50	01/03→08/05	➔			<b>24.0222-8017.1 480071</b>	Ø 229,0 x 50,8 / 230
1.4 i	55	10/97→08/05	➔				
1.9 D	51	07/98→08/05	➔				
1.5 D	42	10/97→09/00	➔	→ 08/00		<b>24.0222-8017.1 480071</b>	Ø 229,0 x 50,8 / 230
1.6 i	65	10/97→09/00	➔				
1.8 D	43	10/97→09/00	➔				
1.8 i	66	10/97→09/00	➔				
1.8 i Aut.	74	10/97→09/00	➔				
1.9 D	50	10/97→09/00	➔				
1.9 D	55	01/98→09/00	➔				
1.9 TD	66	10/97→09/00	➔				
<b> Bremsbackensatz</b>							
1.4 HDi	50	01/03→08/05	➔			<b>03.0137-0370.2 650370</b> <b>03.0520-5822.3 695822</b>	BDX Ø 229 x 42 + HEB BDX Ø 229 x 42 Ø 22,2 + RZ / + Zub TopKit
1.4 i	55	10/97→08/05	➔			<b>03.0137-0370.2 650370</b>	BDX Ø 229 x 42 + HEB
1.9 D	51	07/98→08/05	➔	→ 08/00; + ABS		<b>03.0520-5822.3 695822</b>	BDX Ø 229 x 42 Ø 22,2 + RZ / + Zub TopKit
			➔	09/00→		<b>03.0520-5822.3 695822</b>	BDX Ø 229 x 42 Ø 22,2 + RZ / + Zub TopKit
			➔	→ 08/00; - ABS		<b>03.0520-6720.3 696720</b>	BDX Ø 229 x 42 Ø 20,64 + RZ / + Zub TopKit
1.5 D	42	10/97→09/00	➔	→ 08/00		<b>03.0137-0370.2 650370</b>	BDX Ø 229 x 42 + HEB
1.6 i	65	10/97→09/00	➔	→ 08/00; + ABS		<b>03.0520-5822.3 695822</b>	BDX Ø 229 x 42 Ø 22,2 + RZ / + Zub TopKit
1.8 D	43	10/97→09/00	➔	→ 08/00; + ABS		<b>03.0520-5822.3 695822</b>	BDX Ø 229 x 42 Ø 22,2 + RZ / + Zub TopKit
1.9 D	50	10/97→09/00	➔	→ 08/00; - ABS		<b>03.0520-6720.3 696720</b>	BDX Ø 229 x 42 Ø 20,64 + RZ / + Zub TopKit
1.8 i	66	10/97→09/00	➔	→ 08/00		<b>03.0137-0370.2 650370</b>	BDX Ø 229 x 42 + HEB
1.8 i Aut.	74	10/97→09/00	➔			<b>03.0520-5822.3 695822</b>	BDX Ø 229 x 42 Ø 22,2 + RZ / + Zub TopKit
1.9 D	55	01/98→09/00	➔				
1.9 TD	66	10/97→09/00	➔				
<b> Seilzug, Feststellbremse</b>							
1.4 HDi	50	01/03→08/05	➔	☐; Trommelbremse		<b>24.3727-0337.2 580337</b>	L= 1.610
1.4 i	55	10/97→08/05	➔	☐; Trommelbremse		<b>24.3727-0338.2 580338</b>	L= 1.520
1.9 D	51	07/98→08/05	➔	☐; Trommelbremse			
1.5 D	42	10/97→09/00	➔	☐; → 08/00; Trommelbremse		<b>24.3727-0337.2 580337</b>	L= 1.610
1.6 i	65	10/97→09/00	➔	☐; → 08/00; Trommelbremse		<b>24.3727-0338.2 580338</b>	L= 1.520
1.8 D	43	10/97→09/00	➔	☐; → 08/00; Trommelbremse			
1.8 i	66	10/97→09/00	➔				
1.9 D	50	10/97→09/00	➔				
1.9 D	55	01/98→09/00	➔				
1.9 TD	66	10/97→09/00	➔				
1.6 16V	80	09/00→08/05	➔	☐; Scheibenbremse		<b>24.3727-0326.2 580326</b>	L= 1.635
1.8 LPG	81	05/98→08/00	➔	☐; Scheibenbremse		<b>24.3727-0327.2 580327</b>	L= 1.545
2.0 16V	100	09/00→08/05	➔	☐; Scheibenbremse			
↓							











	kw			 	! #		
<b>CITROËN - XSARA Break (N2) 10/97→03/10</b>							
 <b>Seilzug, Feststellbremse</b>							
2.0 HDi 109 2.0 HDi 90	80 66	05/01→08/05 02/99→08/05	➡	<input type="checkbox"/> ; Scheibenbremse		24.3727-0326.2 580326	L= 1.635
			➡	<input checked="" type="checkbox"/> ; Scheibenbremse		24.3727-0327.2 580327	L= 1.545
1.8 i 16V 2.0 16V	81 97	10/97→09/00 07/98→09/00	➡	<input checked="" type="checkbox"/> ; → 08/00; Scheibenbremse		24.3727-0326.2 580326	L= 1.635
			➡	<input checked="" type="checkbox"/> ; → 08/00; Scheibenbremse		24.3727-0327.2 580327	L= 1.545
1.8 i Aut.	74	10/97→09/00	➡	<input checked="" type="checkbox"/> ; → 08/00; Scheibenbremse		24.3727-0326.2 580326	L= 1.635
			➡	<input checked="" type="checkbox"/> ; → 08/00; Scheibenbremse		24.3727-0327.2 580327	L= 1.545
			➡	<input checked="" type="checkbox"/> ; → 08/00; Trommelbremse		24.3727-0337.2 580337	L= 1.610
			➡	<input checked="" type="checkbox"/> ; → 08/00; Trommelbremse		24.3727-0338.2 580338	L= 1.520
<b>CITROËN - XSARA Coupe (N0) 01/98→04/05</b>							
 <b>Radbremszylinder</b>							
1.4 HDi	50	01/03→03/05	➡			24.3220-1717.3 020430	TRW Ø 20,64 ALU
1.4 i	55	03/98→03/05	➡	<input checked="" type="checkbox"/> ; → 08/00; - ABS		24.3220-1615.3 020242	TRW Ø 20,64 GG
						24.3220-1617.3 020244	BDX Ø 20,64 GG
			➡	<input checked="" type="checkbox"/> ; → 08/00; - ABS		24.3220-1616.3 020243	TRW Ø 20,64 GG
						24.3220-1618.3 020245	BDX Ø 20,64 GG
			➡	09/00→; →Orga 08728		24.3220-1711.3 020409	TRW Ø 20,64 GG
			➡	→Orga 08210; + ABS		24.3220-1711.3 020409	TRW Ø 20,64 GG
			➡	Orga 08211→; → 08/00; + ABS		24.3220-1717.3 020430	TRW Ø 20,64 ALU
			➡	Orga 08729→		24.3220-1717.3 020430	TRW Ø 20,64 ALU
1.6 i 1.8 i	65 66	02/98→09/00 02/98→09/00	➡	<input checked="" type="checkbox"/> ; → 08/00; - ABS		24.3220-1615.3 020242	TRW Ø 20,64 GG
						24.3220-1617.3 020244	BDX Ø 20,64 GG
			➡	<input checked="" type="checkbox"/> ; → 08/00; - ABS		24.3220-1616.3 020243	TRW Ø 20,64 GG
						24.3220-1618.3 020245	BDX Ø 20,64 GG
			➡	→Orga 08210; + ABS		24.3220-1711.3 020409	TRW Ø 20,64 GG
			➡	Orga 08211→; → 08/00; + ABS		24.3220-1717.3 020430	TRW Ø 20,64 ALU
1.8 i	74	02/98→09/00	➡	<input checked="" type="checkbox"/> ; → 08/00		24.3220-1615.3 020242	TRW Ø 20,64 GG
						24.3220-1617.3 020244	BDX Ø 20,64 GG
			➡	<input checked="" type="checkbox"/> ; → 08/00		24.3220-1616.3 020243	TRW Ø 20,64 GG
						24.3220-1618.3 020245	BDX Ø 20,64 GG
			➡	→ 08/00; + ABS		24.3220-1711.3 020409	TRW Ø 20,64 GG
						24.3220-1717.3 020430	TRW Ø 20,64 ALU
1.9 D	50	02/98→09/00	➡	<input checked="" type="checkbox"/> ; → 08/00; - ABS		24.3220-1615.3 020242	TRW Ø 20,64 GG
						24.3220-1617.3 020244	BDX Ø 20,64 GG
			➡	<input checked="" type="checkbox"/> ; → 08/00; - ABS		24.3220-1616.3 020243	TRW Ø 20,64 GG
						24.3220-1618.3 020245	BDX Ø 20,64 GG
			➡	→ 08/00; + ABS		24.3220-1717.3 020430	TRW Ø 20,64 ALU
1.9 D	51	02/99→03/05	➡	<input checked="" type="checkbox"/> ; → 08/00; - ABS		24.3220-1615.3 020242	TRW Ø 20,64 GG
						24.3220-1617.3 020244	BDX Ø 20,64 GG
			➡	<input checked="" type="checkbox"/> ; → 08/00; - ABS		24.3220-1616.3 020243	TRW Ø 20,64 GG
						24.3220-1618.3 020245	BDX Ø 20,64 GG
			➡	09/00→; →Orga 08728		24.3220-1711.3 020409	TRW Ø 20,64 GG
			➡	Orga 08729→		24.3220-1717.3 020430	TRW Ø 20,64 ALU
			➡	→ 08/00; + ABS		24.3220-1717.3 020430	TRW Ø 20,64 ALU
1.9 D	55	02/98→05/99	➡	<input checked="" type="checkbox"/> ; - ABS		24.3220-1615.3 020242	TRW Ø 20,64 GG
						24.3220-1617.3 020244	BDX Ø 20,64 GG
			➡	<input checked="" type="checkbox"/> ; - ABS		24.3220-1616.3 020243	TRW Ø 20,64 GG
						24.3220-1618.3 020245	BDX Ø 20,64 GG
			➡	+ ABS		24.3220-1717.3 020430	TRW Ø 20,64 ALU
1.9 TD	66	02/98→09/00	➡	→Orga 08210; + ABS		24.3220-1711.3 020409	TRW Ø 20,64 GG
			➡	→ 08/00; - ABS		24.3220-1711.3 020409	TRW Ø 20,64 GG
			➡	Orga 08211→; → 08/00; + ABS		24.3220-1717.3 020430	TRW Ø 20,64 ALU
<b>Zubehörsatz, Bremsbacken</b>							
1.4 HDi	50	01/03→03/05	➡			03.0137-9158.2 669158	TRW
1.4 i 1.9 D	55 51	03/98→03/05 02/99→03/05	➡	→ 08/00; - ABS		03.0137-9086.2 669086	BDX
						03.0137-9175.2 669175	TRW
			↓				













	kw			 	! #		
<b>CITROËN - XSARA Coupe (N0) 01/98→04/05</b>							
<b>Zubehörsatz, Bremsbacken</b>							
1.4 i 1.9 D	55 51	03/98→03/05 02/99→03/05	➡	→ 08/00; + ABS		03.0137-9158.2 669158	TRW
			➡	09/00→		03.0137-9158.2 669158	TRW
1.6 i 1.8 i 1.8 i 1.9 D	65 66 74 50	02/98→09/00 02/98→09/00 02/98→09/00 02/98→09/00	➡	→ 08/00; - ABS		03.0137-9086.2 669086	BDX
			➡	→ 08/00; + ABS		03.0137-9158.2 669158	TRW
1.9 D	55	02/98→05/99	➡	- ABS		03.0137-9086.2 669086	BDX
			➡	+ ABS		03.0137-9158.2 669158	TRW
1.9 TD	66	02/98→09/00	➡	→ 08/00		03.0137-9158.2 669158	TRW
<b> Bremstrommel</b>							
1.4 HDi	50	01/03→03/05	➡			24.0220-3014.1 480090	Ø 203,0 x 46,5 / 204,5 - RLG / - ABS Ring
1.4 i 1.9 D	55 51	03/98→03/05 02/99→03/05	➡	→ 08/00; - ABS		24.0218-0016.1 480011	Ø 180,0 x 44,5 / 181 - RLG / - ABS Ring
			➡	→ 08/00; + ABS		24.0218-0716.2 480203	Ø 180,0 x 44,5 / 181 + RLG / - ABS Ring
			➡	→ 08/00; + ABS		24.0220-3014.1 480090	Ø 203,0 x 46,5 / 204,5 - RLG / - ABS Ring
			➡	09/00→		24.0220-3014.1 480090	Ø 203,0 x 46,5 / 204,5 - RLG / - ABS Ring
1.6 i 1.8 i 1.8 i 1.9 D	65 66 74 50	02/98→09/00 02/98→09/00 02/98→09/00 02/98→09/00	➡	→ 08/00; - ABS		24.0218-0016.1 480011	Ø 180,0 x 44,5 / 181 - RLG / - ABS Ring
			➡	→ 08/00; + ABS		24.0218-0716.2 480203	Ø 180,0 x 44,5 / 181 + RLG / - ABS Ring
			➡	→ 08/00; + ABS		24.0220-3014.1 480090	Ø 203,0 x 46,5 / 204,5 - RLG / - ABS Ring
1.9 D	55	02/98→05/99	➡	- ABS		24.0218-0016.1 480011	Ø 180,0 x 44,5 / 181 - RLG / - ABS Ring
			➡	+ ABS		24.0218-0716.2 480203	Ø 180,0 x 44,5 / 181 + RLG / - ABS Ring
			➡	+ ABS		24.0220-3014.1 480090	Ø 203,0 x 46,5 / 204,5 - RLG / - ABS Ring
1.9 TD	66	02/98→09/00	➡	→ 08/00		24.0220-3014.1 480090	Ø 203,0 x 46,5 / 204,5 - RLG / - ABS Ring
<b> Bremsbackensatz</b>							
1.4 HDi	50	01/03→03/05	➡			03.0137-0312.2 650312	TRW Ø 203 x 38
1.4 i	55	03/98→03/05	➡	→ 08/00; - ABS		03.0137-0197.2 650197	TRW Ø 180 x 32 + HEB
			➡	→ 08/00; - ABS		03.0137-0261.2 650261	BDX Ø 180 x 32
			➡	→ 08/00; - ABS		03.0520-2520.3 692520	TRW Ø 180 x 32 Ø 20,64 + RZ / + Zub TopKit
			➡	→ 08/00; - ABS		03.0520-2620.3 692620	BDX Ø 180 x 32 Ø 20,64 + RZ / + Zub TopKit
			➡	→ 08/00; + ABS		03.0137-0312.2 650312	TRW Ø 203 x 38
			➡	09/00→		03.0137-0312.2 650312	TRW Ø 203 x 38
			➡	→Orga 08210; + ABS		03.0520-5720.3 695720	TRW Ø 203 x 39 Ø 20,64 + RZ / + Zub TopKit
			➡	Orga 08211→; → 08/00; + ABS		03.0520-6420.3 696420	TRW Ø 203 x 39 Ø 20,64 + RZ / + Zub TopKit
1.6 i 1.8 i	65 66	02/98→09/00 02/98→09/00	➡	→ 08/00; - ABS		03.0137-0197.2 650197	TRW Ø 180 x 32 + HEB
			➡	→ 08/00; - ABS		03.0137-0261.2 650261	BDX Ø 180 x 32
			➡	→ 08/00; - ABS		03.0520-2520.3 692520	TRW Ø 180 x 32 Ø 20,64 + RZ / + Zub TopKit
			➡	→ 08/00; - ABS		03.0520-2620.3 692620	BDX Ø 180 x 32 Ø 20,64 + RZ / + Zub TopKit
			➡	→ 08/00; + ABS		03.0137-0312.2 650312	TRW Ø 203 x 38
			➡	→Orga 08210; + ABS		03.0520-5720.3 695720	TRW Ø 203 x 39 Ø 20,64 + RZ / + Zub TopKit
			➡	Orga 08211→; → 08/00; + ABS		03.0520-6420.3 696420	TRW Ø 203 x 39 Ø 20,64 + RZ / + Zub TopKit
1.8 i	74	02/98→09/00	➡	→ 08/00; - ABS		03.0137-0197.2 650197	TRW Ø 180 x 32 + HEB
			➡	→ 08/00; - ABS		03.0137-0261.2 650261	BDX Ø 180 x 32
			➡	→ 08/00; - ABS		03.0520-2520.3 692520	TRW Ø 180 x 32 Ø 20,64 + RZ / + Zub TopKit
↓							





















	kw			 	! #		
<b>CITROËN - XSARA Coupe (N0) 01/98→04/05</b>							
<b>Bremsbackensatz</b>							
1.8 i	74	02/98→09/00	➡	→ 08/00; - ABS	03.0520-2620.3	692620	BDX Ø 180 x 32 Ø 20,64 + RZ / + Zub TopKit
			➡	→ 08/00; + ABS	03.0137-0312.2	650312	TRW Ø 203 x 38
					03.0520-5720.3	695720	TRW Ø 203 x 39 Ø 20,64 + RZ / + Zub TopKit
1.9 D	50	02/98→09/00	➡	→ 08/00; - ABS	03.0520-6420.3	696420	TRW Ø 203 x 39 Ø 20,64 + RZ / + Zub TopKit
					03.0137-0197.2	650197	TRW Ø 180 x 32 + HEB
					03.0137-0261.2	650261	BDX Ø 180 x 32
1.9 D	51	02/99→03/05	➡	→ 08/00; - ABS	03.0520-2520.3	692520	TRW Ø 180 x 32 Ø 20,64 + RZ / + Zub TopKit
					03.0520-2620.3	692620	BDX Ø 180 x 32 Ø 20,64 + RZ / + Zub TopKit
			➡	→ 08/00; + ABS	03.0137-0312.2	650312	TRW Ø 203 x 38
1.9 D	55	02/98→05/99	➡	- ABS	03.0520-6420.3	696420	TRW Ø 203 x 39 Ø 20,64 + RZ / + Zub TopKit
					03.0137-0197.2	650197	TRW Ø 180 x 32 + HEB
					03.0137-0261.2	650261	BDX Ø 180 x 32
1.9 TD	66	02/98→09/00	➡	→ 08/00	03.0137-0312.2	650312	TRW Ø 203 x 38
			➡	→ 08/00; - ABS	03.0520-5720.3	695720	TRW Ø 203 x 39 Ø 20,64 + RZ / + Zub TopKit
			➡	→ 08/00; + ABS	03.0520-6420.3	696420	TRW Ø 203 x 39 Ø 20,64 + RZ / + Zub TopKit
<b>Seilzug, Feststellbremse</b>							
1.4 HDi	50	01/03→03/05	➡	☐; Trommelbremse	24.3727-0322.2	580322	L= 1.591
1.4 i	55	03/98→03/05	➡	☐; Trommelbremse	24.3727-0323.2	580323	L= 1.500
1.9 D	51	02/99→03/05	➡	☐; Trommelbremse			
1.9 D	55	02/98→05/99	➡	☐; Trommelbremse			
1.6 16V	80	09/00→03/05	➡	☐; Scheibenbremse	24.3727-0326.2	580326	L= 1.635
2.0	97	08/98→08/00	➡	☐; Scheibenbremse	24.3727-0327.2	580327	L= 1.545
2.0 16V	100	09/00→03/05	➡	☐; Scheibenbremse			
2.0 HDi 109	80	05/01→03/05	➡	☐; Scheibenbremse			
2.0 HDi 90	66	02/99→03/05	➡	☐; Scheibenbremse			
2.0 i 16V	120	02/98→03/05	➡	☐; Scheibenbremse			
1.6 i	65	02/98→09/00	➡	☐; → 08/00; Trommelbremse	24.3727-0322.2	580322	L= 1.591
1.8 i	66	02/98→09/00	➡	☐; → 08/00; Trommelbremse	24.3727-0323.2	580323	L= 1.500
1.9 D	50	02/98→09/00	➡	☐; → 08/00; Trommelbremse			
1.9 TD	66	02/98→09/00	➡	☐; → 08/00; Trommelbremse			
1.8 i	74	02/98→09/00	➡	☐; → 08/00; Trommelbremse	24.3727-0322.2	580322	L= 1.591
			➡	☐; → 08/00; Trommelbremse	24.3727-0323.2	580323	L= 1.500
			➡	☐; → 08/00; Scheibenbremse	24.3727-0326.2	580326	L= 1.635
			➡	☐; → 08/00; Scheibenbremse	24.3727-0327.2	580327	L= 1.545
1.8 i 16V	81	02/98→09/00	➡	☐; → 08/00; Scheibenbremse	24.3727-0326.2	580326	L= 1.635
			➡	☐; → 08/00; Scheibenbremse	24.3727-0327.2	580327	L= 1.545
1.8 LPG	82	01/98→08/00	➡	☐; 02/98→; Scheibenbremse	24.3727-0326.2	580326	L= 1.635
			➡	☐; 02/98→; Scheibenbremse	24.3727-0327.2	580327	L= 1.545








	kW			 	! #		
<b>CITROËN - XSARA Kasten/Kombi 05/98→08/05</b>							
 <b>Radbremszylinder</b>							
1.4	55	09/00→03/05	➔			24.3222-1714.3 020432	BDX Ø 22,2 GG
1.8 D	43	05/98→05/99	➔	- ABS		24.3220-1702.3 020375	BDX Ø 20,64 GG
			➔	+ ABS		24.3222-1714.3 020432	BDX Ø 22,2 GG
1.9 D	51	06/99→08/05	➔	→ 08/00; - ABS		24.3220-1702.3 020375	BDX Ø 20,64 GG
			➔	→ 08/00; + ABS		24.3222-1714.3 020432	BDX Ø 22,2 GG
			➔	09/00→		24.3222-1714.3 020432	BDX Ø 22,2 GG
<b>Zubehörsatz, Bremsbacken</b>							
1.4	55	09/00→03/05	➔			03.0137-9228.2 669228	BDX
1.8 D	43	05/98→05/99					
1.9 D	51	06/99→08/05					
 <b>Bremstrommel</b>							
1.4	55	09/00→03/05	➔			24.0222-8017.1 480071	Ø 229,0 x 50,8 / 230
1.8 D	43	05/98→05/99					
1.9 D	51	06/99→08/05					
 <b>Bremsbackensatz</b>							
1.4	55	09/00→03/05	➔			03.0137-0370.2 650370	BDX Ø 229 x 42 + HEB
						03.0520-5822.3 695822	BDX Ø 229 x 42 Ø 22,2 + RZ / + Zub TopKit
1.8 D	43	05/98→05/99	➔			03.0137-0370.2 650370	BDX Ø 229 x 42 + HEB
			➔	+ ABS		03.0520-5822.3 695822	BDX Ø 229 x 42 Ø 22,2 + RZ / + Zub TopKit
			➔	- ABS		03.0520-6720.3 696720	BDX Ø 229 x 42 Ø 20,64 + RZ / + Zub TopKit
1.9 D	51	06/99→08/05	➔			03.0137-0370.2 650370	BDX Ø 229 x 42 + HEB
			➔	→ 08/00; + ABS		03.0520-5822.3 695822	BDX Ø 229 x 42 Ø 22,2 + RZ / + Zub TopKit
			➔	09/00→		03.0520-5822.3 695822	BDX Ø 229 x 42 Ø 22,2 + RZ / + Zub TopKit
			➔	→ 08/00; - ABS		03.0520-6720.3 696720	BDX Ø 229 x 42 Ø 20,64 + RZ / + Zub TopKit
 <b>Seilzug, Feststellbremse</b>							
1.4	55	09/00→03/05	➔	<input type="checkbox"/> ; Trommelbremse		24.3727-0337.2 580337	L= 1.610
1.8 D	43	05/98→05/99	➔	<input checked="" type="checkbox"/> ; Trommelbremse		24.3727-0338.2 580338	L= 1.520
1.9 D	51	06/99→08/05	➔	<input checked="" type="checkbox"/> ; Trommelbremse			
2.0 HDi	66	09/00→03/05	➔	<input type="checkbox"/> ; Scheibenbremse		24.3727-0326.2 580326	L= 1.635
			➔	<input checked="" type="checkbox"/> ; Scheibenbremse		24.3727-0327.2 580327	L= 1.545
<b>CITROËN - XSARA Kasten/Schrägheck 05/98→03/05</b>							
 <b>Radbremszylinder</b>							
1.4	55	05/98→10/04	➔	<input checked="" type="checkbox"/> ; → 08/00; - ABS		24.3220-1615.3 020242	TRW Ø 20,64 GG
1.9 D	51	06/99→03/05	➔	<input checked="" type="checkbox"/> ; → 08/00; - ABS		24.3220-1617.3 020244	BDX Ø 20,64 GG
			➔	<input checked="" type="checkbox"/> ; → 08/00; - ABS		24.3220-1616.3 020243	TRW Ø 20,64 GG
			➔	<input checked="" type="checkbox"/> ; → 08/00; - ABS		24.3220-1618.3 020245	BDX Ø 20,64 GG
			➔	→ 08/00; + ABS		24.3220-1711.3 020409	TRW Ø 20,64 GG
			➔	09/00→; →Orga 08728		24.3220-1711.3 020409	TRW Ø 20,64 GG
			➔	Orga 08729→		24.3220-1717.3 020430	TRW Ø 20,64 ALU
1.4 LPG	55	06/99→08/00	➔	<input checked="" type="checkbox"/> ; - ABS		24.3220-1615.3 020242	TRW Ø 20,64 GG
			➔	<input checked="" type="checkbox"/> ; - ABS		24.3220-1617.3 020244	BDX Ø 20,64 GG
			➔	<input checked="" type="checkbox"/> ; - ABS		24.3220-1616.3 020243	TRW Ø 20,64 GG
			➔	+ ABS		24.3220-1618.3 020245	BDX Ø 20,64 GG
			➔	Orga 08729→		24.3220-1717.3 020430	TRW Ø 20,64 ALU
1.8 D	43	05/98→05/99	➔	<input checked="" type="checkbox"/> ; - ABS		24.3220-1615.3 020242	TRW Ø 20,64 GG
			➔	<input checked="" type="checkbox"/> ; - ABS		24.3220-1617.3 020244	BDX Ø 20,64 GG
			➔	<input checked="" type="checkbox"/> ; - ABS		24.3220-1616.3 020243	TRW Ø 20,64 GG
			➔	+ ABS		24.3220-1618.3 020245	BDX Ø 20,64 GG
1.9 D	65	05/98→08/00	➔	+ ABS		24.3220-1711.3 020409	TRW Ø 20,64 GG
↓							













	kw			 	! #		
<b>CITROËN - XSARA Kasten/Schrägheck 05/98→03/05</b>							
<b>Zubehörsatz, Bremsbacken</b>							
1.4 1.9 D	55	05/98→10/04 06/99→03/05	➡	→ 08/00; - ABS	03.0137-9086.2	669086	BDX
	51		➡	→ 08/00; + ABS	03.0137-9175.2	669175	TRW
			➡	09/00→	03.0137-9158.2	669158	TRW
1.4 LPG 1.8 D	55	06/99→08/00 05/98→05/99	➡	- ABS	03.0137-9086.2	669086	BDX
	43		➡	+ ABS	03.0137-9175.2	669175	TRW
1.9 D	65	05/98→08/00	➡		03.0137-9158.2	669158	TRW
<b> Bremstrommel</b>							
1.4 1.9 D	55	05/98→10/04 06/99→03/05	➡	→ 08/00; - ABS	24.0218-0016.1	480011	Ø 180,0 x 44,5 / 181 - RLG / - ABS Ring
	51		➡	→ 08/00; + ABS	24.0218-0716.2	480203	Ø 180,0 x 44,5 / 181 + RLG / - ABS Ring
			➡	09/00→	24.0220-3014.1	480090	Ø 203,0 x 46,5 / 204,5 - RLG / - ABS Ring
1.4 LPG 1.8 D	55	06/99→08/00 05/98→05/99	➡	- ABS	24.0218-0016.1	480011	Ø 180,0 x 44,5 / 181 - RLG / - ABS Ring
	43		➡	+ ABS	24.0218-0716.2	480203	Ø 180,0 x 44,5 / 181 + RLG / - ABS Ring
1.9 D	65	05/98→08/00	➡		24.0220-3014.1	480090	Ø 203,0 x 46,5 / 204,5 - RLG / - ABS Ring
<b> Bremsbackensatz</b>							
1.4 1.9 D	55	05/98→10/04 06/99→03/05	➡	→ 08/00; - ABS	03.0137-0197.2	650197	TRW Ø 180 x 32 + HEB
	51		➡		03.0137-0261.2	650261	BDX Ø 180 x 32
			➡	→ 08/00; + ABS	03.0520-2520.3	692520	TRW Ø 180 x 32 Ø 20,64 + RZ / + Zub TopKit
			➡	09/00→	03.0520-2620.3	692620	BDX Ø 180 x 32 Ø 20,64 + RZ / + Zub TopKit
			➡	→Orga 08210; + ABS	03.0137-0312.2	650312	TRW Ø 203 x 38
1.4 LPG 1.8 D	55	06/99→08/00 05/98→05/99	➡	- ABS	03.0520-5720.3	695720	TRW Ø 203 x 39 Ø 20,64 + RZ / + Zub TopKit
	43		➡	→Orga 08211→; → 08/00; + ABS	03.0520-6420.3	696420	TRW Ø 203 x 39 Ø 20,64 + RZ / + Zub TopKit
			➡	+ ABS	03.0137-0312.2	650312	TRW Ø 203 x 38
			➡	→Orga 08210; + ABS	03.0520-5720.3	695720	TRW Ø 203 x 39 Ø 20,64 + RZ / + Zub TopKit
1.9 D	65	05/98→08/00	➡	Orga 08211→; + ABS	03.0520-6420.3	696420	TRW Ø 203 x 39 Ø 20,64 + RZ / + Zub TopKit
			➡	→Orga 08210; + ABS	03.0137-0312.2	650312	TRW Ø 203 x 38
			➡	- ABS	03.0520-5720.3	695720	TRW Ø 203 x 39 Ø 20,64 + RZ / + Zub TopKit
			➡	Orga 08211→; + ABS	03.0520-6420.3	696420	TRW Ø 203 x 39 Ø 20,64 + RZ / + Zub TopKit
<b> Seilzug, Feststellbremse</b>							
1.4	55	05/98→10/04	➡	☐; Trommelbremse	24.3727-0322.2	580322	L= 1.591
1.4 LPG	55	06/99→08/00	➡	☐; Trommelbremse	24.3727-0323.2	580323	L= 1.500
1.8 D	43	05/98→05/99	➡				
1.9 D	51	06/99→03/05	➡				
1.9 D	65	05/98→08/00	➡				
2.0 HDi	66	09/00→03/05	➡	☐; Scheibenbremse	24.3727-0326.2	580326	L= 1.635
↓							

	kW					! #		
<b>CITROËN - XSARA Kasten/Schrägheck 05/98→03/05</b>								
 <b>Seilzug, Feststellbremse</b>								
2.0 HDi	66	09/00→03/05	➡	<input type="checkbox"/> ; Scheibenbremse		24.3727-0327.2	580327	L= 1.545
<b>CITROËN - XSARA PICASSO (N68) 12/99→</b>								
 <b>Radbremsszylinder</b>								
1.6	65	12/99→	➡	06/00→ 03/10		24.3222-1734.3	020539	TRW Ø 22,2 ALU
2.0 HDi	66	12/99→						
2.0 HDi	80	12/99→						
1.6	67	06/02→	➡	→ 03/10		24.3222-1734.3	020539	TRW Ø 22,2 ALU
1.8 16V	85	02/00→						
1.6	70	12/99→	➡	09/00→ 03/10		24.3222-1734.3	020539	TRW Ø 22,2 ALU
1.6 Chrono	74	04/01→10/04	➡			24.3222-1734.3	020539	TRW Ø 22,2 ALU
<b>Zubehörsatz, Bremsbacken</b>								
1.6	65	12/99→	➡	06/00→ 03/10		03.0137-9220.2	669220	TRW
2.0 HDi	66	12/99→						
2.0 HDi	80	12/99→						
1.6	67	06/02→	➡	→ 03/10		03.0137-9220.2	669220	TRW
1.8 16V	85	02/00→						
1.6	70	12/99→	➡	09/00→ 03/10		03.0137-9220.2	669220	TRW
1.6 Chrono	74	04/01→10/04	➡			03.0137-9220.2	669220	TRW
 <b>Bremstrommel</b>								
1.6	65	12/99→	➡	06/00→ 03/10		24.0222-8017.1	480071	Ø 229,0 x 50,8 / 230
2.0 HDi	66	12/99→						
2.0 HDi	80	12/99→						
1.6	67	06/02→	➡	→ 03/10		24.0222-8017.1	480071	Ø 229,0 x 50,8 / 230
1.8 16V	85	02/00→						
1.6	70	12/99→	➡	09/00→ 03/10		24.0222-8017.1	480071	Ø 229,0 x 50,8 / 230
1.6 Chrono	74	04/01→10/04	➡			24.0222-8017.1	480071	Ø 229,0 x 50,8 / 230
 <b>Bremsbackensatz</b>								
1.6	65	12/99→	➡	06/00→ 03/10		03.0137-0341.2	650341	TRW Ø 229 x 42 + HEB
2.0 HDi	66	12/99→				03.0520-6322.3	696322	TRW Ø 229 x 42 Ø 22,2 + RZ / + Zub TopKit
2.0 HDi	80	12/99→						
1.6	67	06/02→	➡	→ 03/10		03.0137-0341.2	650341	TRW Ø 229 x 42 + HEB
1.8 16V	85	02/00→				03.0520-6322.3	696322	TRW Ø 229 x 42 Ø 22,2 + RZ / + Zub TopKit
1.6	70	12/99→	➡	09/00→ 03/10		03.0137-0341.2	650341	TRW Ø 229 x 42 + HEB
						03.0520-6322.3	696322	TRW Ø 229 x 42 Ø 22,2 + RZ / + Zub TopKit
1.6 Chrono	74	04/01→10/04	➡			03.0137-0341.2	650341	TRW Ø 229 x 42 + HEB
						03.0520-6322.3	696322	TRW Ø 229 x 42 Ø 22,2 + RZ / + Zub TopKit
 <b>Seilzug, Feststellbremse</b>								
1.6	65	12/99→	➡	<input type="checkbox"/> ; 06/00→ 03/10; Trommelbremse		24.3727-0332.2	580332	L= 1.864
1.6	67	06/02→	➡	<input type="checkbox"/> ; → 03/10; Trommelbremse		24.3727-0332.2	580332	L= 1.864
1.6	70	12/99→	➡	<input type="checkbox"/> ; 09/00→ 03/10; Trommelbremse		24.3727-0332.2	580332	L= 1.864
1.6 16V	80	09/05→	➡	<input type="checkbox"/> ; → 03/10; Scheibenbremse		24.3727-0333.2	580333	L= 1.860
1.6 HDi	66	09/05→				24.3727-0353.2	580353	L= 1.860
1.6 HDi	80	05/04→	➡	<input type="checkbox"/> ; → 03/10; Scheibenbremse		24.3727-0334.2	580334	L= 1.948
						24.3727-0354.2	580354	L= 1.950
1.6 16V	81	06/05→09/06	➡	<input type="checkbox"/> ; 09/05→; Scheibenbremse		24.3727-0333.2	580333	L= 1.860
						24.3727-0353.2	580353	L= 1.860
			➡	<input type="checkbox"/> ; 09/05→; Scheibenbremse		24.3727-0334.2	580334	L= 1.948
						24.3727-0354.2	580354	L= 1.950
1.6 Chrono	74	04/01→10/04	➡	<input type="checkbox"/> ; Trommelbremse		24.3727-0332.2	580332	L= 1.864
1.8 16V	85	02/00→	➡	<input type="checkbox"/> ; → 03/10; Trommelbremse		24.3727-0332.2	580332	L= 1.864
2.0 16V	100	01/03→	➡	<input type="checkbox"/> ; → 03/10; Scheibenbremse		24.3727-0333.2	580333	L= 1.860
						24.3727-0353.2	580353	L= 1.860
			➡	<input type="checkbox"/> ; → 03/10; Scheibenbremse		24.3727-0334.2	580334	L= 1.948
						24.3727-0354.2	580354	L= 1.950
2.0 16V	101	12/99→11/11	➡	<input type="checkbox"/> ; 01/03→ 03/10; Trommelbremse		24.3727-0332.2	580332	L= 1.864
			➡	<input type="checkbox"/> ; 01/03→ 03/10; Scheibenbremse		24.3727-0333.2	580333	L= 1.860
↓								













	kw			 	! #		
<b>CITROËN - XSARA PICASSO (N68) 12/99→</b>							
 <b>Seilzug, Feststellbremse</b>							
2.0 16V	101	12/99→11/11	➔	☐; 01/03→03/10; Scheibenbremse	24.3727-0353.2	580353	L= 1.860
			➔	☐; 01/03→03/10; Scheibenbremse	24.3727-0334.2	580334	L= 1.948
			➔	☐; 01/03→03/10; Scheibenbremse	24.3727-0354.2	580354	L= 1.950
2.0 HDi	66	12/99→	➔	☐; 06/00→03/10; Trommelbremse	24.3727-0332.2	580332	L= 1.864
2.0 HDi	80	12/99→	➔	☐; 06/00→03/10; + ESP; Scheibenbremse	24.3727-0333.2	580333	L= 1.860
			➔	☐; 06/00→03/10; + ESP; Scheibenbremse	24.3727-0353.2	580353	L= 1.860
			➔	☐; 06/00→03/10; + ESP; Scheibenbremse	24.3727-0334.2	580334	L= 1.948
			➔	☐; 06/00→03/10; + ESP; Scheibenbremse	24.3727-0354.2	580354	L= 1.950
<b>CITROËN - ZX (N2) 03/91→07/99</b>							
 <b>Radbremszylinder</b>							
1.1	44	03/91→06/97	➔	☐; →Orga 05718; - ABS	24.3220-1603.3	020230	BDX Ø 20,64 GG
1.4	55	03/91→06/97	➔		24.3220-1607.3	020234	TRW Ø 20,64 GG
1.4 i	55	03/91→06/97	➔				
1.6 i	65	03/91→06/97	➔	☐; →Orga 05718; - ABS	24.3220-1604.3	020231	BDX Ø 20,64 GG
1.9 D	47	03/91→06/97	➔	☐; →Orga 05718; - ABS	24.3220-1608.3	020235	TRW Ø 20,64 GG
			➔	☐; Orga 05719→; - ABS	24.3220-1615.3	020242	TRW Ø 20,64 GG
			➔	☐; Orga 05719→; - ABS	24.3220-1617.3	020244	BDX Ø 20,64 GG
			➔	☐; Orga 05719→; - ABS	24.3220-1616.3	020243	TRW Ø 20,64 GG
			➔	☐; Orga 05719→; - ABS	24.3220-1618.3	020245	BDX Ø 20,64 GG
			➔	Orga 06749→; + ABS	24.3220-1711.3	020409	TRW Ø 20,64 GG
1.4 D	37	07/94→10/97	➔	☐; →Orga 05718; - ABS	24.3220-1603.3	020230	BDX Ø 20,64 GG
1.6	66	07/94→10/97	➔	☐; →Orga 05718; - ABS	24.3220-1607.3	020234	TRW Ø 20,64 GG
			➔	☐; →Orga 05718; - ABS	24.3220-1604.3	020231	BDX Ø 20,64 GG
			➔	☐; →Orga 05718; - ABS	24.3220-1608.3	020235	TRW Ø 20,64 GG
			➔	☐; Orga 05719→; → 06/97; - ABS	24.3220-1615.3	020242	TRW Ø 20,64 GG
			➔	☐; Orga 05719→; → 06/97; - ABS	24.3220-1617.3	020244	BDX Ø 20,64 GG
			➔	☐; Orga 05719→; → 06/97; - ABS	24.3220-1616.3	020243	TRW Ø 20,64 GG
			➔	☐; Orga 05719→; → 06/97; - ABS	24.3220-1618.3	020245	BDX Ø 20,64 GG
			➔	Orga 06749→; → 06/97; + ABS	24.3220-1711.3	020409	TRW Ø 20,64 GG
1.8	76	07/94→10/97	➔	Orga 06749→; → 06/97; + ABS	24.3220-1711.3	020409	TRW Ø 20,64 GG
1.8	82	04/96→10/97	➔	→ 06/97	24.3220-1711.3	020409	TRW Ø 20,64 GG
1.8 D	44	06/93→06/97	➔	Orga 06749→; + ABS	24.3220-1711.3	020409	TRW Ø 20,64 GG
1.8 i	74	07/92→06/97	➔				
1.8 i 16V	81	01/96→06/97	➔		24.3220-1711.3	020409	TRW Ø 20,64 GG
1.9 D	50	07/93→06/97	➔	☐; 06/94→; →Orga 05718; - ABS	24.3220-1603.3	020230	BDX Ø 20,64 GG
			➔	☐; 06/94→; →Orga 05718; - ABS	24.3220-1607.3	020234	TRW Ø 20,64 GG
			➔	☐; 06/94→; →Orga 05718; - ABS	24.3220-1604.3	020231	BDX Ø 20,64 GG
			➔	☐; 06/94→; →Orga 05718; - ABS	24.3220-1608.3	020235	TRW Ø 20,64 GG
			➔	☐; Orga 05719→; - ABS	24.3220-1615.3	020242	TRW Ø 20,64 GG
			➔	☐; Orga 05719→; - ABS	24.3220-1617.3	020244	BDX Ø 20,64 GG
			➔	☐; Orga 05719→; - ABS	24.3220-1616.3	020243	TRW Ø 20,64 GG
			➔	☐; Orga 05719→; - ABS	24.3220-1618.3	020245	BDX Ø 20,64 GG
			➔	Orga 06749→; + ABS	24.3220-1711.3	020409	TRW Ø 20,64 GG
1.9 DT	65	07/94→10/97	➔	☐; → 06/97; - ABS	24.3220-1615.3	020242	TRW Ø 20,64 GG
			➔	☐; → 06/97; - ABS	24.3220-1617.3	020244	BDX Ø 20,64 GG
			➔	☐; → 06/97; - ABS	24.3220-1616.3	020243	TRW Ø 20,64 GG
			➔	☐; → 06/97; - ABS	24.3220-1618.3	020245	BDX Ø 20,64 GG
			➔	Orga 06749→; → 06/97; + ABS	24.3220-1711.3	020409	TRW Ø 20,64 GG
1.9 TD	66	07/92→06/97	➔	☐; - ABS	24.3220-1615.3	020242	TRW Ø 20,64 GG
			➔	☐; - ABS	24.3220-1617.3	020244	BDX Ø 20,64 GG
			➔	☐; - ABS	24.3220-1616.3	020243	TRW Ø 20,64 GG
			➔	☐; - ABS	24.3220-1618.3	020245	BDX Ø 20,64 GG
			➔	Orga 06749→; + ABS	24.3220-1711.3	020409	TRW Ø 20,64 GG
<b>Zubehörsatz, Bremsbacken</b>							
1.1	44	03/91→06/97	➔	- ABS	03.0137-9086.2	669086	BDX
1.4	55	03/91→06/97	➔		03.0137-9175.2	669175	TRW
1.4 i	55	03/91→06/97	➔				
1.6 i	65	03/91→06/97	➔	Orga 06749→; + ABS	03.0137-9158.2	669158	TRW
1.8 D	44	06/93→06/97	➔				
1.8 i	74	07/92→06/97	➔				
1.9 D	47	03/91→06/97	➔				
↓							










	kw			 	! #		
<b>CITROËN - ZX (N2) 03/91→07/99</b>							
<b>Zubehörsatz, Bremsbacken</b>							
1.9 TD	66	07/92→06/97	➡	- ABS		03.0137-9086.2 669086 03.0137-9175.2 669175	BDX TRW
			➡	Orga 06749→; + ABS		03.0137-9158.2 669158	TRW
1.4 D	37	07/94→10/97	➡	→ 06/97; - ABS		03.0137-9086.2 669086	BDX
1.6	66	07/94→10/97				03.0137-9175.2 669175	TRW
1.8	76	07/94→10/97					
1.9 DT	65	07/94→10/97	➡	Orga 06749→; → 06/97; + ABS		03.0137-9158.2 669158	TRW
1.8	82	04/96→10/97	➡	→ 06/97		03.0137-9158.2 669158	TRW
1.8 i 16V	81	01/96→06/97	➡			03.0137-9158.2 669158	TRW
1.9 D	50	07/93→06/97	➡	06/94→; - ABS		03.0137-9086.2 669086 03.0137-9175.2 669175	BDX TRW
			➡	Orga 06749→; + ABS		03.0137-9158.2 669158	TRW
<b> Bremsstrommel</b>							
1.1	44	03/91→06/97	➡	- ABS		24.0218-0016.1 480011	Ø 180,0 x 44,5 / 181
1.4	55	03/91→06/97					- RLG / - ABS Ring
1.4 i	55	03/91→06/97				24.0218-0716.2 480203	Ø 180,0 x 44,5 / 181
1.6 i	65	03/91→06/97					+ RLG / - ABS Ring
1.8 D	44	06/93→06/97					
1.8 i	74	07/92→06/97	➡	Orga 06749→; + ABS		24.0220-3014.1 480090	Ø 203,0 x 46,5 / 204,5
1.9 D	47	03/91→06/97					- RLG / - ABS Ring
1.9 TD	66	07/92→06/97					
1.4 D	37	07/94→10/97	➡	→ 06/97; - ABS		24.0218-0016.1 480011	Ø 180,0 x 44,5 / 181
1.6	66	07/94→10/97					- RLG / - ABS Ring
1.8	76	07/94→10/97				24.0218-0716.2 480203	Ø 180,0 x 44,5 / 181
1.9 DT	65	07/94→10/97					+ RLG / - ABS Ring
			➡	Orga 06749→; → 06/97; + ABS		24.0220-3014.1 480090	Ø 203,0 x 46,5 / 204,5
							- RLG / - ABS Ring
1.8	82	04/96→10/97	➡	→ 06/97		24.0220-3014.1 480090	Ø 203,0 x 46,5 / 204,5
							- RLG / - ABS Ring
1.8 i 16V	81	01/96→06/97	➡			24.0220-3014.1 480090	Ø 203,0 x 46,5 / 204,5
							- RLG / - ABS Ring
1.9 D	50	07/93→06/97	➡	06/94→; - ABS		24.0218-0016.1 480011	Ø 180,0 x 44,5 / 181
							- RLG / - ABS Ring
						24.0218-0716.2 480203	Ø 180,0 x 44,5 / 181
			➡	Orga 06749→; + ABS		24.0220-3014.1 480090	Ø 203,0 x 46,5 / 204,5
							- RLG / - ABS Ring
<b> Bremsbackensatz</b>							
1.1	44	03/91→06/97	➡	- ABS		03.0137-0197.2 650197	TRW Ø 180 x 32 + HEB
1.4	55	03/91→06/97				03.0137-0261.2 650261	BDX Ø 180 x 32
1.4 i	55	03/91→06/97					
1.6 i	65	03/91→06/97	➡	Orga 06749→; + ABS		03.0137-0312.2 650312	TRW Ø 203 x 38
1.9 D	47	03/91→06/97				03.0520-5720.3 695720	TRW Ø 203 x 39 Ø 20,64
							+ RZ / + Zub TopKit
			➡	→Orga 05718; - ABS		03.0420-1620.3 681620	BDX Ø 180 x 32 Ø 20,64
							+ RZ / + Zub Kit
						03.0520-1820.3 691820	TRW Ø 180 x 32 Ø 20,64
							+ RZ / + Zub TopKit
			➡	Orga 05719→; - ABS		03.0520-2520.3 692520	TRW Ø 180 x 32 Ø 20,64
							+ RZ / + Zub TopKit
						03.0520-2620.3 692620	BDX Ø 180 x 32 Ø 20,64
							+ RZ / + Zub TopKit
1.4 D	37	07/94→10/97	➡	→ 06/97; - ABS		03.0137-0197.2 650197	TRW Ø 180 x 32 + HEB
1.6	66	07/94→10/97				03.0137-0261.2 650261	BDX Ø 180 x 32
			➡	Orga 06749→; → 06/97; + ABS		03.0137-0312.2 650312	TRW Ø 203 x 38
						03.0520-5720.3 695720	TRW Ø 203 x 39 Ø 20,64
							+ RZ / + Zub TopKit
			➡	→Orga 05718; - ABS		03.0420-1620.3 681620	BDX Ø 180 x 32 Ø 20,64
							+ RZ / + Zub Kit
						03.0520-1820.3 691820	TRW Ø 180 x 32 Ø 20,64
							+ RZ / + Zub TopKit
			➡	Orga 05719→; → 06/97; - ABS		03.0520-2520.3 692520	TRW Ø 180 x 32 Ø 20,64
							+ RZ / + Zub TopKit
						03.0520-2620.3 692620	BDX Ø 180 x 32 Ø 20,64
							+ RZ / + Zub TopKit
1.8	76	07/94→10/97	➡	→ 06/97; - ABS		03.0137-0197.2 650197	TRW Ø 180 x 32 + HEB
						03.0137-0261.2 650261	BDX Ø 180 x 32
			➡	Orga 06749→; → 06/97; + ABS		03.0137-0312.2 650312	TRW Ø 203 x 38












	kw			 	! #		
<b>CITROËN - ZX (N2) 03/91→07/99</b>							
<b>Bremsbackensatz</b>							
1.8	76	07/94→10/97	➡	Orga 06749→; → 06/97; + ABS		<b>03.0520-5720.3 695720</b>	TRW Ø 203 x 39 Ø 20,64 + RZ / + Zub TopKit
1.8	82	04/96→10/97	➡	→ 06/97		<b>03.0137-0312.2 650312</b> <b>03.0520-5720.3 695720</b>	TRW Ø 203 x 38 TRW Ø 203 x 39 Ø 20,64 + RZ / + Zub TopKit
1.8 D 1.8 i	44 74	06/93→06/97 07/92→06/97	➡	- ABS		<b>03.0137-0197.2 650197</b> <b>03.0137-0261.2 650261</b>	TRW Ø 180 x 32 + HEB BDX Ø 180 x 32
			➡	Orga 06749→; + ABS		<b>03.0137-0312.2 650312</b> <b>03.0520-5720.3 695720</b>	TRW Ø 203 x 38 TRW Ø 203 x 39 Ø 20,64 + RZ / + Zub TopKit
1.8 i 16V	81	01/96→06/97	➡			<b>03.0137-0312.2 650312</b> <b>03.0520-5720.3 695720</b>	TRW Ø 203 x 38 TRW Ø 203 x 39 Ø 20,64 + RZ / + Zub TopKit
1.9 D	50	07/93→06/97	➡	06/94→; - ABS		<b>03.0137-0197.2 650197</b> <b>03.0137-0261.2 650261</b>	TRW Ø 180 x 32 + HEB BDX Ø 180 x 32
			➡	Orga 06749→; + ABS		<b>03.0137-0312.2 650312</b> <b>03.0520-5720.3 695720</b>	TRW Ø 203 x 38 TRW Ø 203 x 39 Ø 20,64 + RZ / + Zub TopKit
			➡	06/94→; →Orga 05718; - ABS		<b>03.0420-1620.3 681620</b> <b>03.0520-1820.3 691820</b>	BDX Ø 180 x 32 Ø 20,64 + RZ / + Zub Kit TRW Ø 180 x 32 Ø 20,64 + RZ / + Zub TopKit
			➡	Orga 05719→; - ABS		<b>03.0520-2520.3 692520</b> <b>03.0520-2620.3 692620</b>	TRW Ø 180 x 32 Ø 20,64 + RZ / + Zub TopKit BDX Ø 180 x 32 Ø 20,64 + RZ / + Zub TopKit
1.9 DT	65	07/94→10/97	➡	→ 06/97; - ABS		<b>03.0137-0197.2 650197</b> <b>03.0137-0261.2 650261</b> <b>03.0520-2520.3 692520</b> <b>03.0520-2620.3 692620</b>	TRW Ø 180 x 32 + HEB BDX Ø 180 x 32 TRW Ø 180 x 32 Ø 20,64 + RZ / + Zub TopKit BDX Ø 180 x 32 Ø 20,64 + RZ / + Zub TopKit
			➡	Orga 06749→; → 06/97; + ABS		<b>03.0137-0312.2 650312</b> <b>03.0520-5720.3 695720</b>	TRW Ø 203 x 38 TRW Ø 203 x 39 Ø 20,64 + RZ / + Zub TopKit
1.9 TD	66	07/92→06/97	➡	- ABS		<b>03.0137-0197.2 650197</b> <b>03.0137-0261.2 650261</b> <b>03.0520-2520.3 692520</b> <b>03.0520-2620.3 692620</b>	TRW Ø 180 x 32 + HEB BDX Ø 180 x 32 TRW Ø 180 x 32 Ø 20,64 + RZ / + Zub TopKit BDX Ø 180 x 32 Ø 20,64 + RZ / + Zub TopKit
			➡	Orga 06749→; + ABS		<b>03.0137-0312.2 650312</b> <b>03.0520-5720.3 695720</b>	TRW Ø 203 x 38 TRW Ø 203 x 39 Ø 20,64 + RZ / + Zub TopKit
<b>Seilzug, Feststellbremse</b>							
1.1	44	03/91→06/97	➡	<input type="checkbox"/> ; →Orga 07330; Scheibenbremse		<b>24.3727-0304.2 580304</b>	L= 1.612
1.4	55	03/91→06/97	➡	<input type="checkbox"/> ; →Orga 07330; Scheibenbremse		<b>24.3727-0305.2 580305</b>	L= 1.533
1.4 i	55	03/91→06/97	➡	<input type="checkbox"/> ; →Orga 07330; Scheibenbremse		<b>24.3727-0306.2 580306</b>	L= 1.493
1.6 i	65	03/91→06/97	➡	<input type="checkbox"/> ; →Orga 07330; Trommelbremse		<b>24.3727-0307.2 580307</b>	L= 1.585
1.8 D	44	06/93→06/97	➡	<input type="checkbox"/> ; Orga 07331→; Trommelbremse		<b>24.3727-0316.2 580316</b>	L= 1.582
1.8 i	74	07/92→06/97	➡	<input type="checkbox"/> ; →Orga 07330; Trommelbremse		<b>24.3727-0317.2 580317</b>	L= 1.488
1.8 i 16V	81	01/96→06/97	➡	<input type="checkbox"/> ; Orga 07331→; Trommelbremse		<b>24.3727-0317.2 580317</b>	L= 1.488
1.9	93	03/91→06/97	➡	<input type="checkbox"/> ; Orga 07331→; Trommelbremse		<b>24.3727-0317.2 580317</b>	L= 1.488
1.9 D	47	03/91→06/97	➡	<input type="checkbox"/> ; Orga 07331→; Trommelbremse		<b>24.3727-0317.2 580317</b>	L= 1.488
1.9 i	88	03/91→06/97	➡	<input type="checkbox"/> ; Orga 07331→; Trommelbremse		<b>24.3727-0317.2 580317</b>	L= 1.488
1.9 TD	66	07/92→06/97	➡				
2.0 i	89	07/92→06/97	➡				
2.0 i 16V	110	06/94→06/97	➡				
2.0 i 16V	114	07/92→10/97	➡				
2.0 i 16V	120	05/96→06/97	➡				
1.4 D	37	07/94→10/97	➡	<input type="checkbox"/> ; →Orga 07330; Scheibenbremse		<b>24.3727-0304.2 580304</b>	L= 1.612
1.6	66	07/94→10/97	➡	<input type="checkbox"/> ; →Orga 07330; Scheibenbremse		<b>24.3727-0305.2 580305</b>	L= 1.533
1.8	76	07/94→10/97	➡	<input type="checkbox"/> ; →Orga 07330; Scheibenbremse		<b>24.3727-0306.2 580306</b>	L= 1.493
1.8 i	82	04/96→10/97	➡	<input type="checkbox"/> ; →Orga 07330; Trommelbremse		<b>24.3727-0307.2 580307</b>	L= 1.585
1.8 DT	65	07/94→10/97	➡	<input type="checkbox"/> ; →Orga 07330; Trommelbremse		<b>24.3727-0316.2 580316</b>	L= 1.582
2.0	90	07/94→10/97	➡	<input type="checkbox"/> ; →Orga 07331→; → 06/97; Trommelbremse		<b>24.3727-0317.2 580317</b>	L= 1.488
			➡	<input type="checkbox"/> ; Orga 07331→; → 06/97; Trommelbremse		<b>24.3727-0317.2 580317</b>	L= 1.488
			➡	<input type="checkbox"/> ; Orga 07331→; → 06/97; Trommelbremse		<b>24.3727-0317.2 580317</b>	L= 1.488
↓							











	kW					! #		
<b>CITROËN - ZX (N2) 03/91→07/99</b>								
 <b>Seilzug, Feststellbremse</b>								
1.9 D	50	07/93→06/97	➔	<input type="checkbox"/> ; 06/94→; →Orga 07330; Scheibenbremse			<b>24.3727-0304.2 580304</b>	L= 1.612
			➔	<input type="checkbox"/> ; 06/94→; →Orga 07330; Scheibenbremse			<b>24.3727-0305.2 580305</b>	L= 1.533
			➔	<input type="checkbox"/> ; 06/94→; →Orga 07330; Trommelbremse			<b>24.3727-0306.2 580306</b>	L= 1.493
			➔	<input type="checkbox"/> ; 06/94→; →Orga 07330; Trommelbremse			<b>24.3727-0307.2 580307</b>	L= 1.585
			➔	<input type="checkbox"/> ; Orga 07331→; Trommelbremse			<b>24.3727-0316.2 580316</b>	L= 1.582
			➔	<input type="checkbox"/> ; Orga 07331→; Trommelbremse			<b>24.3727-0317.2 580317</b>	L= 1.488
2.0	122	09/96→10/97	➔	<input type="checkbox"/> ; Scheibenbremse			<b>24.3727-0304.2 580304</b>	L= 1.612
			➔	<input type="checkbox"/> ; Scheibenbremse			<b>24.3727-0305.2 580305</b>	L= 1.533
			➔	<input type="checkbox"/> ; Trommelbremse			<b>24.3727-0306.2 580306</b>	L= 1.493
			➔	<input type="checkbox"/> ; Trommelbremse			<b>24.3727-0307.2 580307</b>	L= 1.585
			➔	<input type="checkbox"/> ; → 09/96; Orga 07331→; Trommelbremse			<b>24.3727-0316.2 580316</b>	L= 1.582
			➔	<input type="checkbox"/> ; → 09/96; Orga 07331→; Trommelbremse			<b>24.3727-0317.2 580317</b>	L= 1.488
<b>CITROËN - ZX Break (N2) 10/93→07/99</b>								
 <b>Radbremszylinder</b>								
1.4 i	55	10/93→10/97	➔				<b>24.3220-1702.3 020375</b>	BDX Ø 20,64 GG
1.5 D	42	06/96→02/98						
1.6 i	65	10/93→10/97						
1.8 D	44	10/93→10/97						
1.8 i	74	10/93→10/97						
1.8 i 16V	81	01/96→02/98						
1.9 D	47	10/93→10/97						
1.9 D	50	06/94→10/97						
1.9 TD	66	10/93→10/97						
<b>Zubehörsatz, Bremsbacken</b>								
1.4 i	55	10/93→10/97	➔				<b>03.0137-9228.2 669228</b>	BDX
1.5 D	42	06/96→02/98						
1.6 i	65	10/93→10/97						
1.8 D	44	10/93→10/97						
1.8 i	74	10/93→10/97						
1.8 i 16V	81	01/96→02/98						
1.9 D	47	10/93→10/97						
1.9 D	50	06/94→10/97						
1.9 TD	66	10/93→10/97						
 <b>Bremsstrommel</b>								
1.4 i	55	10/93→10/97	➔				<b>24.0222-8017.1 480071</b>	Ø 229,0 x 50,8 / 230
1.5 D	42	06/96→02/98						
1.6 i	65	10/93→10/97						
1.8 D	44	10/93→10/97						
1.8 i	74	10/93→10/97						
1.8 i 16V	81	01/96→02/98						
1.9 D	47	10/93→10/97						
1.9 D	50	06/94→10/97						
1.9 TD	66	10/93→10/97						
 <b>Bremsbackensatz</b>								
1.4 i	55	10/93→10/97	➔				<b>03.0137-0370.2 650370</b>	BDX Ø 229 x 42 + HEB
1.6 i	65	10/93→10/97					<b>03.0520-3220.3 693220</b>	BDX Ø 229 x 42 Ø 20,64 + RZ / + Zub TopKit
1.8 D	44	10/93→10/97						
1.8 i	74	10/93→10/97						
1.8 i 16V	81	01/96→02/98						
1.9 D	47	10/93→10/97						
1.9 D	50	06/94→10/97						
1.9 TD	66	10/93→10/97						
1.5 D	42	06/96→02/98	➔				<b>03.0137-0370.2 650370</b>	BDX Ø 229 x 42 + HEB
 <b>Seilzug, Feststellbremse</b>								
1.4 i	55	10/93→10/97	➔	<input type="checkbox"/> ; →Orga 07330; Scheibenbremse			<b>24.3727-0304.2 580304</b>	L= 1.612
1.5 D	42	06/96→02/98						
1.6 i	65	10/93→10/97	➔	<input type="checkbox"/> ; →Orga 07330; Scheibenbremse			<b>24.3727-0305.2 580305</b>	L= 1.533
1.8 D	44	10/93→10/97	➔	<input checked="" type="checkbox"/> ; →Orga 07330; Trommelbremse	1		<b>24.3727-0313.2 580313</b>	L= 1.621 L2= 1.531
1.8 i	74	10/93→10/97						
1.8 i 16V	81	01/96→02/98	➔	<input type="checkbox"/> ; Orga 07331→; Trommelbremse			<b>24.3727-0320.2 580320</b>	L= 1.610
1.9 D	47	10/93→10/97						
1.9 D	50	06/94→10/97	➔	<input type="checkbox"/> ; Orga 07331→; Trommelbremse			<b>24.3727-0321.2 580321</b>	L= 1.520
1.9 TD	66	10/93→10/97						



























	kw			 	! #		
<b>DACIA - DOKKER 11/12</b> →							
 <b>Radbremszylinder</b>							
1.2 TCe 1.5 dCi 1.5 dCi 1.6 1.6 1.6 LPG 1.6 LPG	85 55 66 61 75 61 75	11/12→ 11/12→ 11/12→ 11/12→ 04/15→ 11/13→ 04/15→	→			24.3222-1729.3 020526	Ø 22,2 ALU
<b>Zubehörsatz, Bremsbacken</b>							
1.2 TCe 1.5 dCi 1.5 dCi 1.6 1.6 1.6 LPG 1.6 LPG	85 55 66 61 75 61 75	11/12→ 11/12→ 11/12→ 11/12→ 04/15→ 11/13→ 04/15→	→			03.0137-9228.2 669228	BDX
 <b>Bremsbackensatz</b>							
1.2 TCe 1.5 dCi 1.5 dCi 1.6 1.6 1.6 LPG 1.6 LPG	85 55 66 61 75 61 75	11/12→ 11/12→ 11/12→ 11/12→ 04/15→ 11/13→ 04/15→	→			03.0137-0496.2 650496 03.0520-7222.3 697222	BDX Ø 228 x 42 + HEB Ø 228 x 42 Ø 22,2 + RZ / + Zub TopKit
<b>DACIA - DOKKER Express 12/12</b> →							
 <b>Radbremszylinder</b>							
1.2 TCe 115 1.2 TCe 115 1.5 dCi 1.5 dCi 1.6 1.6 1.6 LPG 1.6 LPG	84 85 55 66 61 75 61 75	12/12→ 07/15→ 12/12→ 12/12→ 12/12→ 04/15→ 11/13→ 04/15→	→			24.3222-1729.3 020526	Ø 22,2 ALU
<b>Zubehörsatz, Bremsbacken</b>							
1.2 TCe 115 1.2 TCe 115 1.5 dCi 1.5 dCi 1.6 1.6 1.6 LPG 1.6 LPG	84 85 55 66 61 75 61 75	12/12→ 07/15→ 12/12→ 12/12→ 12/12→ 04/15→ 11/13→ 04/15→	→			03.0137-9228.2 669228	BDX
 <b>Bremsbackensatz</b>							
1.2 TCe 115 1.2 TCe 115 1.5 dCi 1.5 dCi 1.6 1.6 1.6 LPG 1.6 LPG	84 85 55 66 61 75 61 75	12/12→ 07/15→ 12/12→ 12/12→ 12/12→ 04/15→ 11/13→ 04/15→	→			03.0137-0496.2 650496 03.0520-7222.3 697222	BDX Ø 228 x 42 + HEB Ø 228 x 42 Ø 22,2 + RZ / + Zub TopKit
<b>DACIA - DUSTER 04/10</b> →							
 <b>Radbremszylinder</b>							
1.2 TCe 125 1.5 dCi 1.5 dCi 1.5 dCi 1.6 16V 1.6 16V LPG 1.6 SCe 115 1.6 SCe 115 LPG	92 63 66 79 77 77 84 84	10/13→ 04/10→ 10/10→ 06/10→ 04/10→ 04/11→ 06/15→ 06/15→	→			24.3219-1761.3 020536	Ø 19,05 ALU
1.2 TCe 125 4x4 1.5 dCi 4x4 1.5 dCi 4x4 1.5 dCi 4x4 1.5 dCi 4x4 1.6 16V 4x4 1.6 SCe 115 4x4	92 66 79 80 81 77 84	06/15→ 10/10→ 06/10→ 08/13→ 10/10→ 06/10→ 06/15→	→	☐		24.3219-1763.3 020543 24.3219-1764.3 020544	Ø 19,05 ALU Ø 19,05 ALU
1.5 dCi 1.5 dCi	80 81	08/13→ 08/13→	→	09/13→		24.3219-1761.3 020536	Ø 19,05 ALU
1.6 16V Hi-Flex ↓	77	08/10→	→	04/11→		24.3219-1761.3 020536	Ø 19,05 ALU














	kw			 	! #		
<b>DACIA - DUSTER 04/10→</b>							
<b>Zubehörsatz, Bremsbacken</b>							
1.2 TCe 125	92	10/13→	➔			03.0137-9228.2 669228	BDX
1.5 dCi	63	04/10→					
1.5 dCi	66	10/10→					
1.5 dCi	79	06/10→					
1.6 16V	77	04/10→					
1.6 16V LPG	77	04/11→					
1.6 SCe 115	84	06/15→					
1.6 SCe 115 LPG	84	06/15→					
1.2 TCe 125 4x4	92	06/15→	➔			03.0137-9312.2 669312	
1.5 dCi 4x4	66	10/10→					
1.5 dCi 4x4	79	06/10→					
1.5 dCi 4x4	80	08/13→					
1.5 dCi 4x4	81	10/10→					
1.6 16V 4x4	77	06/10→					
1.6 SCe 115 4x4	84	06/15→					
1.5 dCi	80	08/13→	➔	09/13→		03.0137-9228.2 669228	BDX
1.5 dCi	81	08/13→					
1.6 16V Hi-Flex	77	08/10→	➔	04/11→		03.0137-9228.2 669228	BDX
<b> Bremsbackensatz</b>							
1.2 TCe 125	92	10/13→	➔			03.0137-0496.2 650496	BDX Ø 228 x 42 + HEB
1.5 dCi	63	04/10→				03.0520-7919.3 697919	Ø 228 x 42 Ø 19,05 + RZ / + Zub TopKit
1.5 dCi	66	10/10→					
1.5 dCi	79	06/10→					
1.6 16V	77	04/10→					
1.6 16V LPG	77	04/11→					
1.6 SCe 115	84	06/15→					
1.6 SCe 115 LPG	84	06/15→					
1.2 TCe 125 4x4	92	06/15→	➔			03.0137-0507.2 650507	Ø 228 x 42 + HEB
1.5 dCi 4x4	66	10/10→				03.0520-8019.3 698019	Ø 228 x 42 Ø 19,05 + RZ / + Zub TopKit
1.5 dCi 4x4	79	06/10→					
1.5 dCi 4x4	81	10/10→					
1.6 16V 4x4	77	06/10→					
1.6 SCe 115 4x4	84	06/15→					
1.5 dCi	80	08/13→	➔	09/13→		03.0137-0496.2 650496	BDX Ø 228 x 42 + HEB
1.5 dCi	81	08/13→				03.0520-7919.3 697919	Ø 228 x 42 Ø 19,05 + RZ / + Zub TopKit
1.5 dCi 4x4	80	08/13→	➔			03.0137-0507.2 650507	Ø 228 x 42 + HEB
						03.0520-7919.3 697919	Ø 228 x 42 Ø 19,05 + RZ / + Zub TopKit
						03.0520-8019.3 698019	Ø 228 x 42 Ø 19,05 + RZ / + Zub TopKit
1.6 16V Hi-Flex	77	08/10→	➔	04/11→		03.0137-0496.2 650496	BDX Ø 228 x 42 + HEB
						03.0520-7919.3 697919	Ø 228 x 42 Ø 19,05 + RZ / + Zub TopKit
<b>DACIA - DUSTER Kasten 04/11→</b>							
<b> Radbremszylinder</b>							
1.2 TCe 125 4x4	92	10/13→	➔	☐; 06/15→		24.3219-1763.3 020543	Ø 19,05 ALU
			➔	☐; 06/15→		24.3219-1764.3 020544	Ø 19,05 ALU
1.5 dCi	66	04/11→	➔			24.3219-1761.3 020536	Ø 19,05 ALU
1.6 16V Hi-Flex	77	04/11→					
1.6 SCe 115	84	06/15→					
1.5 dCi	80	04/13→	➔	09/13→		24.3219-1761.3 020536	Ø 19,05 ALU
1.5 dCi 4x4	66	04/11→	➔	☐		24.3219-1763.3 020543	Ø 19,05 ALU
1.6 16V 4x4	77	04/11→					
1.6 SCe 115 4x4	84	06/15→	➔	☐		24.3219-1764.3 020544	Ø 19,05 ALU
1.5 dCi 4x4	80	04/13→	➔	☐; 08/13→		24.3219-1763.3 020543	Ø 19,05 ALU
			➔	☐; 08/13→		24.3219-1764.3 020544	Ø 19,05 ALU
<b>Zubehörsatz, Bremsbacken</b>							
1.2 TCe 125 4x4	92	10/13→	➔	06/15→		03.0137-9312.2 669312	
1.5 dCi	66	04/11→	➔			03.0137-9228.2 669228	BDX
1.6 16V Hi-Flex	77	04/11→					
1.6 SCe 115	84	06/15→					
1.5 dCi	80	04/13→	➔	09/13→		03.0137-9228.2 669228	BDX
1.5 dCi 4x4	66	04/11→	➔			03.0137-9312.2 669312	
1.6 16V 4x4	77	04/11→					
1.6 SCe 115 4x4	84	06/15→					
1.5 dCi 4x4	80	04/13→	➔	08/13→		03.0137-9312.2 669312	
↓							












	kw					! #		
<b>DACIA - DUSTER Kasten 04/11→</b>								
 <b>Bremsbackensatz</b>								
1.2 TCe 125 4x4	92	10/13→	➔	06/15→			<b>03.0137-0507.2 650507</b> <b>03.0520-8019.3 698019</b>	Ø 228 x 42 + HEB Ø 228 x 42 Ø 19,05 + RZ / + Zub TopKit
1.5 dCi 1.6 16V Hi-Flex 1.6 SCe 115	66 77 84	04/11→ 04/11→ 06/15→	➔				<b>03.0137-0496.2 650496</b> <b>03.0520-7919.3 697919</b>	BDX Ø 228 x 42 + HEB Ø 228 x 42 Ø 19,05 + RZ / + Zub TopKit
1.5 dCi	80	04/13→	➔	09/13→			<b>03.0137-0496.2 650496</b> <b>03.0520-7919.3 697919</b>	BDX Ø 228 x 42 + HEB Ø 228 x 42 Ø 19,05 + RZ / + Zub TopKit
1.5 dCi 4x4 1.6 16V 4x4 1.6 SCe 115 4x4	66 77 84	04/11→ 04/11→ 06/15→	➔				<b>03.0137-0507.2 650507</b> <b>03.0520-8019.3 698019</b>	Ø 228 x 42 + HEB Ø 228 x 42 Ø 19,05 + RZ / + Zub TopKit
1.5 dCi 4x4	80	04/13→	➔	08/13→			<b>03.0137-0507.2 650507</b> <b>03.0520-7919.3 697919</b> <b>03.0520-8019.3 698019</b>	Ø 228 x 42 + HEB Ø 228 x 42 Ø 19,05 + RZ / + Zub TopKit Ø 228 x 42 Ø 19,05 + RZ / + Zub TopKit
<b>DACIA - LODGY 03/12→</b>								
 <b>Radbremszylinder</b>								
1.2 TCe 1.5 dCi 1.5 dCi 1.5 dCi 1.5 dCi 1.6 1.6 LPG 1.6 LPG 1.6 SCe 115	85 66 79 80 81 61 61 75 75	03/12→ 03/12→ 01/13→ 06/15→ 03/12→ 03/12→ 11/13→ 04/15→ 06/15→	➔				<b>24.3222-1729.3 020526</b>	Ø 22,2 ALU
<b>Zubehörsatz, Bremsbacken</b>								
1.2 TCe 1.5 dCi 1.5 dCi 1.5 dCi 1.5 dCi 1.6 1.6 LPG 1.6 LPG 1.6 SCe 115	85 66 79 80 81 61 61 75 75	03/12→ 03/12→ 01/13→ 06/15→ 03/12→ 03/12→ 11/13→ 04/15→ 06/15→	➔				<b>03.0137-9228.2 669228</b>	BDX
 <b>Bremsbackensatz</b>								
1.2 TCe 1.5 dCi 1.5 dCi 1.5 dCi 1.5 dCi 1.6 1.6 LPG 1.6 LPG 1.6 SCe 115	85 66 79 80 81 61 61 75 75	03/12→ 03/12→ 01/13→ 06/15→ 03/12→ 03/12→ 11/13→ 04/15→ 06/15→	➔				<b>03.0137-0496.2 650496</b> <b>03.0520-7222.3 697222</b>	BDX Ø 228 x 42 + HEB Ø 228 x 42 Ø 22,2 + RZ / + Zub TopKit
<b>DACIA - LOGAN (LS_) 09/04→</b>								
 <b>Radbremszylinder</b>								
1.0 Hi-Flex (LS0R, LS1G)	56	01/11→10/12	➔	+ ABS			<b>24.3217-1711.3 020449</b>	BOS Ø 17,46 ALU
			➔	- ABS			<b>24.3219-1722.3 020426</b>	BDX Ø 19,05 GG
1.2 16V 1.2 16V LPG 1.4 (LSOA, LSOC, LSOE, LSOG) 1.4 MPI LPG (LS0C) 1.5 dCi (LS04) 1.5 dCi (LS0J, LS0Y) 1.5 dCi (LS0K) 1.5 dCi (LS0W) 1.6 (LSOB, LSOD, LSOF, LSOH) 1.6 16V (LS0M) 1.6 MPI 85	55 55 55 55 65 48 50 63 64 77 62	02/06→ 02/06→ 09/04→ 02/06→ 05/10→ 09/05→ 01/06→ 09/07→ 09/04→ 02/06→ 05/10→	➔	+ ABS; → 04/13			<b>24.3217-1710.3 020420</b> <b>24.3217-1711.3 020449</b>	TRW Ø 17,78 GG BOS Ø 17,46 ALU
			➔	- ABS; → 04/13			<b>24.3219-1722.3 020426</b>	BDX Ø 19,05 GG
1.5 dCi (LS04)	55	05/10→	➔	+ ABS; → 04/13			<b>24.3217-1711.3 020449</b>	BOS Ø 17,46 ALU
			➔	- ABS; → 04/13			<b>24.3219-1722.3 020426</b>	BDX Ø 19,05 GG
1.6 16V Flexifuel	77	07/10→	➔	01/11→; + ABS; → 04/13			<b>24.3217-1711.3 020449</b>	BOS Ø 17,46 ALU
			➔	01/11→; - ABS; → 04/13			<b>24.3219-1722.3 020426</b>	BDX Ø 19,05 GG
↓								

	kw			 	! #		
<b>DACIA - LOGAN (LS_) 09/04→</b>							
 <b>Radbremsszylinder</b>							
1.6 Bifuel	62	05/10→	➡	+ ABS; → 04/13	24.3217-1710.3	020420	TRW Ø 17,78 GG
			➡	- ABS; → 04/13	24.3219-1722.3	020426	BDX Ø 19,05 GG
<b>Zubehörsatz, Bremsbacken</b>							
1.0 Hi-Flex (LSOR, LS1G)	56	01/11→10/12	➡		03.0137-9088.2	669088	BDX
					03.0137-9274.2	669274	
1.2 16V	55	02/06→	➡	→ 04/13	03.0137-9088.2	669088	BDX
1.2 16V LPG	55	02/06→					
1.4 (LSOA, LSOC, LSOE, LSOG)	55	09/04→			03.0137-9274.2	669274	
1.4 MPI LPG (LS0C)	55	02/06→					
1.5 dCi (LS04)	55	05/10→					
1.5 dCi (LS04)	65	05/10→					
1.5 dCi (LS0J, LS0Y)	48	09/05→					
1.5 dCi (LS0K)	50	01/06→					
1.5 dCi (LS0W)	63	09/07→					
1.6 MPI 85	62	05/10→					
1.6 (LSOB, LSOD, LSOF, LSOH)	64	09/04→	➡	12/08→ 04/13	03.0137-9088.2	669088	BDX
1.6 16V (LS0M)	77	02/06→	➡	→ 04/13	03.0137-9274.2	669274	
1.6 16V Flexifuel	77	07/10→	➡	01/11→ 04/13	03.0137-9088.2	669088	BDX
					03.0137-9274.2	669274	
1.6 Bifuel	62	05/10→	➡	→ 04/13	03.0137-9088.2	669088	BDX
 <b>Bremstrommel</b>							
1.4 MPI LPG (LS0C)	55	02/06→	➡	→ 04/13	24.0218-0032.1	480118	Ø 180,0 x 53,5 / 181 - RLG
1.5 dCi (LS04)	65	05/10→					
1.5 dCi (LS0J, LS0Y)	48	09/05→	➡	→ 04/13; - ABS	24.0218-0732.2	480207	Ø 180,0 x 53,5 / 181 + RLG
1.5 dCi (LS0K)	50	01/06→			24.0220-3021.1	480127	Ø 203,0 x 48 / 204,5
1.5 dCi (LS0W)	63	09/07→					- RLG / - ABS Ring
1.6 (LSOB, LSOD, LSOF, LSOH)	64	09/04→	➡	→ 04/13; + ABS	24.0220-3036.1	480301	Ø 203,3 x 50,5 / 204,5
1.6 16V (LS0M)	77	02/06→					- RLG / - ABS Ring
1.6 Bifuel	62	05/10→					
1.6 MPI 85	62	05/10→					
 <b>Bremsbackensatz</b>							
1.0 Hi-Flex (LSOR, LS1G)	56	01/11→10/12	➡		03.0137-0358.2	650358	BDX Ø 180 x 42 + HEB
					03.0137-0532.2	650532	BOS Ø 203 x 39 + HEB
1.2 16V	55	02/06→	➡	→ 04/13	03.0137-0358.2	650358	BDX Ø 180 x 42 + HEB
1.2 16V LPG	55	02/06→			03.0137-0532.2	650532	BOS Ø 203 x 39 + HEB
1.4 (LSOA, LSOC, LSOE, LSOG)	55	09/04→	➡	+ ABS; → 04/13	03.0520-3517.3	693517	TRW Ø 203 x 39 Ø 17,78
1.4 MPI LPG (LS0C)	55	02/06→					+ RZ / + Zub TopKit
1.5 dCi (LS04)	65	05/10→			03.0520-5017.3	695017	Ø 203 x 39 Ø 17,46 + RZ / + Zub
1.5 dCi (LS0J, LS0Y)	48	09/05→					TopKit
1.5 dCi (LS0K)	50	01/06→	➡	- ABS; → 04/13	03.0520-4719.3	694719	BDX Ø 180 x 42 Ø 19,05
1.5 dCi (LS0W)	63	09/07→					+ RZ / + Zub TopKit
1.6 MPI 85	62	05/10→					
1.5 dCi (LS04)	55	05/10→	➡	→ 04/13	03.0137-0358.2	650358	BDX Ø 180 x 42 + HEB
			➡	- ABS; → 04/13	03.0137-0532.2	650532	BOS Ø 203 x 39 + HEB
			➡	+ ABS; → 04/13	03.0520-4719.3	694719	BDX Ø 180 x 42 Ø 19,05
					03.0520-5017.3	695017	+ RZ / + Zub TopKit
1.6 (LSOB, LSOD, LSOF, LSOH)	64	09/04→	➡	12/08→ 04/13	03.0137-0358.2	650358	BDX Ø 180 x 42 + HEB
1.6 16V (LS0M)	77	02/06→	➡	→ 04/13	03.0137-0532.2	650532	BOS Ø 203 x 39 + HEB
			➡	+ ABS; → 04/13	03.0520-3517.3	693517	TRW Ø 203 x 39 Ø 17,78
					03.0520-5017.3	695017	+ RZ / + Zub TopKit
			➡	- ABS; → 04/13	03.0520-4719.3	694719	Ø 203 x 39 Ø 17,46 + RZ / + Zub
							TopKit
1.6 16V Flexifuel	77	07/10→	➡	01/11→ 04/13	03.0137-0358.2	650358	BDX Ø 180 x 42 + HEB
			➡	01/11→; - ABS; → 04/13	03.0137-0532.2	650532	BOS Ø 203 x 39 + HEB
			➡	01/11→; + ABS; → 04/13	03.0520-4719.3	694719	BDX Ø 180 x 42 Ø 19,05
					03.0520-5017.3	695017	+ RZ / + Zub TopKit
1.6 Bifuel	62	05/10→	➡	→ 04/13	03.0137-0358.2	650358	BDX Ø 180 x 42 + HEB
			➡	+ ABS; → 04/13	03.0520-3517.3	693517	TRW Ø 203 x 39 Ø 17,78
							+ RZ / + Zub TopKit











	kw			 	! #		
<b>DACIA - LOGAN (LS_) 09/04→</b>							
 <b>Bremsbackensatz</b>							
1.6 Bifuel	62	05/10→	➔	- ABS; → 04/13		<b>03.0520-4719.3 694719</b>	BDX Ø 180 x 42 Ø 19,05 + RZ / + Zub TopKit
 <b>Seilzug, Feststellbremse</b>							
1.0 Hi-Flex (LS0R, LS1G)	56	01/11→10/12	➔	⬇; + ABS; Trommelbremse	2	<b>24.3727-1073.2 581073</b>	L= 1.680
1.2 16V	55	02/06→	➔	⬇; + ABS; → 04/13; Trommelbremse	2	<b>24.3727-1073.2 581073</b>	L= 1.680
1.2 16V LPG	55	02/06→	➔				
1.4 (LSOA, LSOC, LSOE, LSOG)	55	09/04→	➔				
1.4 MPI LPG (LSOC)	55	02/06→	➔				
1.5 dCi (LS04)	55	05/10→	➔				
1.5 dCi (LS04)	65	05/10→	➔				
1.5 dCi (LS0J, LS0Y)	48	09/05→	➔				
1.5 dCi (LS0K)	50	01/06→	➔				
1.5 dCi (LS0W)	63	09/07→	➔				
1.6 (LSOB, LSOD, LSOE, LSOH)	64	09/04→	➔				
1.6 16V (LS0M)	77	02/06→	➔	⬇; 01/11→; + ABS; → 04/13; Trommelbremse	2	<b>24.3727-1073.2 581073</b>	L= 1.680
1.6 Bifuel	62	05/10→	➔				
1.6 MPI 85	62	05/10→	➔				
1.6 16V Flexifuel	77	07/10→	➔				
<b>DACIA - LOGAN II 10/12→</b>							
 <b>Radbremszylinder</b>							
1.2	54	05/15→	➔			<b>24.3217-1711.3 020449</b>	BOS Ø 17,46 ALU
			➔			<b>24.3219-1761.3 020536</b>	Ø 19,05 ALU
1.2	55	10/12→	➔	11/12→		<b>24.3217-1711.3 020449</b>	BOS Ø 17,46 ALU
			➔	11/12→		<b>24.3219-1761.3 020536</b>	Ø 19,05 ALU
1.2 LPG	55	10/12→	➔	11/12→		<b>24.3219-1761.3 020536</b>	Ø 19,05 ALU
1.5 dCi	55	10/12→	➔	11/12→		<b>24.3217-1711.3 020449</b>	BOS Ø 17,46 ALU
1.5 dCi	66	10/12→	➔				
TCe 90	66	10/12→	➔				
1.5 dCi	63	01/13→	➔			<b>24.3219-1761.3 020536</b>	Ø 19,05 ALU
1.6 16V	75	04/15→	➔				
1.6 16V	77	01/13→	➔				
TCe 90 LPG	66	09/15→	➔				
<b>Zubehörsatz, Bremsbacken</b>							
1.2	54	05/15→	➔			<b>03.0137-9274.2 669274</b>	
1.2	55	10/12→	➔	11/12→		<b>03.0137-9274.2 669274</b>	
1.2 LPG	55	10/12→	➔				
1.5 dCi	55	10/12→	➔				
1.5 dCi	66	10/12→	➔				
TCe 90	66	10/12→	➔				
1.5 dCi	63	01/13→	➔			<b>03.0137-9228.2 669228</b>	BDX
1.6 16V	75	04/15→	➔				
1.6 16V	77	01/13→	➔			<b>03.0137-9274.2 669274</b>	
TCe 90 LPG	66	09/15→	➔			<b>03.0137-9228.2 669228</b>	BDX
 <b>Bremsbackensatz</b>							
1.2	54	05/15→	➔			<b>03.0137-0532.2 650532</b>	BOS Ø 203 x 39 + HEB
			➔			<b>03.0520-5017.3 695017</b>	Ø 203 x 39 Ø 17,46 + RZ / + Zub TopKit
			➔	+ ABS		<b>03.0520-7919.3 697919</b>	Ø 228 x 42 Ø 19,05 + RZ / + Zub TopKit
1.2	55	10/12→	➔	11/12→		<b>03.0137-0532.2 650532</b>	BOS Ø 203 x 39 + HEB
1.5 dCi	55	10/12→	➔				
1.5 dCi	66	10/12→	➔			<b>03.0520-5017.3 695017</b>	Ø 203 x 39 Ø 17,46 + RZ / + Zub TopKit
TCe 90	66	10/12→	➔				
			➔	11/12→; + ABS		<b>03.0520-7919.3 697919</b>	Ø 228 x 42 Ø 19,05 + RZ / + Zub TopKit
1.2 LPG	55	10/12→	➔	11/12→		<b>03.0137-0532.2 650532</b>	BOS Ø 203 x 39 + HEB
			➔			<b>03.0520-5017.3 695017</b>	Ø 203 x 39 Ø 17,46 + RZ / + Zub TopKit
1.5 dCi	63	01/13→	➔			<b>03.0137-0496.2 650496</b>	BDX Ø 228 x 42 + HEB
1.6 16V	75	04/15→	➔				
1.6 16V	77	01/13→	➔			<b>03.0137-0532.2 650532</b>	BOS Ø 203 x 39 + HEB
			➔	+ ABS		<b>03.0520-7919.3 697919</b>	Ø 228 x 42 Ø 19,05 + RZ / + Zub TopKit
TCe 90 LPG	66	09/15→	➔			<b>03.0137-0496.2 650496</b>	BDX Ø 228 x 42 + HEB















	kw			 	! #		
<b>DACIA - LOGAN II 10/12→</b>							
 <b>Bremsbackensatz</b>							
TCe 90 LPG	66	09/15→	→			<b>03.0520-5017.3 695017</b>	Ø 203 x 39 Ø 17,46 + RZ / + Zub TopKit
 <b>Seilzug, Feststellbremse</b>							
1.2	54	05/15→	→	↓; Trommelbremse	2	<b>24.3727-1073.2 581073</b>	L= 1.680
1.5 dCi	63	01/13→					
1.6 16V	75	04/15→					
1.6 16V	77	01/13→					
1.2	55	10/12→	→	↓; 11/12→; Trommelbremse	2	<b>24.3727-1073.2 581073</b>	L= 1.680
1.5 dCi	55	10/12→					
1.5 dCi	66	10/12→					
TCe 90	66	10/12→					
<b>DACIA - LOGAN EXPRESS (FS_) 03/09→</b>							
 <b>Radbremszylinder</b>							
1.4	55	03/09→	→	- ABS; → 06/13		<b>24.3219-1761.3 020536</b>	Ø 19,05 ALU
1.5 dCi (FS0K)	50	03/09→	→	+ ABS; → 06/13		<b>24.3222-1729.3 020526</b>	Ø 22,2 ALU
1.5 dCi	55	05/10→	→	→ 06/13		<b>24.3222-1729.3 020526</b>	Ø 22,2 ALU
1.5 dCi	65	05/10→					
1.5 dCi (FS0W)	63	03/09→					
1.6	64	03/09→					
1.6 MPI 85	62	05/10→					
<b>Zubehörsatz, Bremsbacken</b>							
1.4	55	03/09→	→	→ 06/13		<b>03.0137-9228.2 669228</b>	BDX
1.5 dCi	55	05/10→					
1.5 dCi	65	05/10→					
1.5 dCi (FS0K)	50	03/09→					
1.5 dCi (FS0W)	63	03/09→					
1.6	64	03/09→					
1.6 MPI 85	62	05/10→					
 <b>Bremsbackensatz</b>							
1.4	55	03/09→	→	→ 06/13		<b>03.0137-0496.2 650496</b>	BDX Ø 228 x 42 + HEB
1.5 dCi	55	05/10→				<b>03.0520-7222.3 697222</b>	Ø 228 x 42 Ø 22,2 + RZ / + Zub TopKit
1.5 dCi	65	05/10→					
1.5 dCi (FS0K)	50	03/09→				<b>03.0520-7919.3 697919</b>	Ø 228 x 42 Ø 19,05 + RZ / + Zub TopKit
1.5 dCi (FS0W)	63	03/09→					
1.6	64	03/09→					
1.6 MPI 85	62	05/10→					
 <b>Seilzug, Feststellbremse</b>							
1.4	55	03/09→	→	↓; → 06/13; Trommelbremse	2	<b>24.3727-1074.2 581074</b>	L= 1.993
1.5 dCi	55	05/10→					
1.5 dCi	65	05/10→					
1.5 dCi (FS0K)	50	03/09→					
1.5 dCi (FS0W)	63	03/09→					
1.6 MPI 85	62	05/10→					
1.6	64	03/09→	→	↓; → 06/13; Trommelbremse	2	<b>24.3727-1073.2 581073</b>	L= 1.680
<b>DACIA - LOGAN MCV (KS_) 02/07→</b>							
 <b>Radbremszylinder</b>							
1.4	55	02/07→	→	→ 04/13; - ABS		<b>24.3219-1761.3 020536</b>	Ø 19,05 ALU
1.5 dCi (KS04)	55	05/10→	→	→ 04/13; + ABS		<b>24.3222-1729.3 020526</b>	Ø 22,2 ALU
1.5 dCi (KS04)	65	05/10→					
1.5 dCi (KS0K)	50	02/07→					
1.5 dCi (KS0W)	63	09/07→					
1.6	64	02/07→					
1.6 16V	77	02/07→					
1.6 16V Hi-Flex	77	11/09→					
1.6 Bifuel	62	05/10→					
1.6 Bifuel	64	11/08→					
1.6 MPI 85	62	05/10→					
<b>Zubehörsatz, Bremsbacken</b>							
1.4	55	02/07→	→	→ 04/13		<b>03.0137-9228.2 669228</b>	BDX
1.5 dCi (KS04)	55	05/10→					
1.5 dCi (KS04)	65	05/10→					
1.5 dCi (KS0K)	50	02/07→					
1.5 dCi (KS0W)	63	09/07→					
1.6	64	02/07→					
1.6 16V	77	02/07→					
1.6 16V Hi-Flex	77	11/09→					
1.6 Bifuel	62	05/10→					
1.6 Bifuel	64	11/08→					
↓							

















	kw			 	! #		
<b>DACIA - LOGAN MCV (KS_) 02/07→</b>							
 <b>Bremsbackensatz</b>							
1.4	55	02/07→	➔	→ 04/13		<b>03.0137-0496.2 650496</b>	BDX Ø 228 x 42 + HEB
1.5 dCi (KS04)	55	05/10→	➔	+ ABS; → 04/13		<b>03.0520-7222.3 697222</b>	Ø 228 x 42 Ø 22,2 + RZ / + Zub TopKit
1.5 dCi (KS04)	65	05/10→					
1.5 dCi (KS0W)	63	09/07→					
1.6	64	02/07→					
1.6 16V	77	02/07→					
1.6 16V Hi-Flex	77	11/09→				<b>03.0520-7919.3 697919</b>	Ø 228 x 42 Ø 19,05 + RZ / + Zub TopKit
1.6 Bifuel	62	05/10→					
1.6 Bifuel	64	11/08→					
1.5 dCi (KS0K)	50	02/07→	➔	→ 04/13		<b>03.0137-0496.2 650496</b>	BDX Ø 228 x 42 + HEB
			➔	04/08→; + ABS; → 04/13		<b>03.0520-7222.3 697222</b>	Ø 228 x 42 Ø 22,2 + RZ / + Zub TopKit
						<b>03.0520-7919.3 697919</b>	Ø 228 x 42 Ø 19,05 + RZ / + Zub TopKit
1.6 MPI 85	62	05/10→	➔	→ 04/13		<b>03.0137-0532.2 650532</b>	BOS Ø 203 x 39 + HEB
 <b>Seilzug, Feststellbremse</b>							
1.4	55	02/07→	➔	↓; → 04/13; Trommelbremse	2	<b>24.3727-1074.2 581074</b>	L= 1.993
1.5 dCi (KS04)	55	05/10→					
1.5 dCi (KS04)	65	05/10→					
1.5 dCi (KS0K)	50	02/07→					
1.5 dCi (KS0W)	63	09/07→					
1.6 Bifuel	62	05/10→					
1.6 Bifuel	64	11/08→					
1.6 MPI 85	62	05/10→					
1.6	64	02/07→	➔	↓; → 04/13; Trommelbremse	2	<b>24.3727-1073.2 581073</b>	L= 1.680
1.6 16V	77	02/07→					
1.6 16V Hi-Flex	77	11/09→					
<b>DACIA - LOGAN MCV II 02/13→</b>							
 <b>Radbremszylinder</b>							
1.0 SCe 75	54	12/16→	➔			<b>24.3219-1761.3 020536</b>	Ø 19,05 ALU
1.2	54	05/15→					
1.2	55	02/13→					
1.2 LPG	55	02/13→					
1.5 dCi	55	02/13→					
1.5 dCi	63	02/13→					
1.5 dCi	66	02/13→					
1.6	62	06/13→					
TCe 90	66	02/13→					
TCe 90 LPG	66	09/15→					
<b>Zubehörsatz, Bremsbacken</b>							
1.0 SCe 75	54	12/16→	➔			<b>03.0137-9228.2 669228</b>	BDX
1.6	62	06/13→					
TCe 90 LPG	66	09/15→					
1.2	54	05/15→	➔			<b>03.0137-9228.2 669228</b>	BDX
1.2	55	02/13→				<b>03.0137-9274.2 669274</b>	
1.2 LPG	55	02/13→					
1.5 dCi	55	02/13→					
1.5 dCi	63	02/13→					
1.5 dCi	66	02/13→					
TCe 90	66	02/13→					
 <b>Bremsbackensatz</b>							
1.0 SCe 75	54	12/16→	➔			<b>03.0137-0496.2 650496</b>	BDX Ø 228 x 42 + HEB
1.6	62	06/13→					
TCe 90 LPG	66	09/15→					
1.2	54	05/15→	➔			<b>03.0137-0496.2 650496</b>	BDX Ø 228 x 42 + HEB
1.2	55	02/13→				<b>03.0137-0532.2 650532</b>	BOS Ø 203 x 39 + HEB
1.2 LPG	55	02/13→					
1.5 dCi	55	02/13→					
1.5 dCi	63	02/13→					
1.5 dCi	66	02/13→					
TCe 90	66	02/13→					
 <b>Seilzug, Feststellbremse</b>							
1.5 dCi	63	02/13→	➔	↓; Trommelbremse	2	<b>24.3727-1073.2 581073</b>	L= 1.680
<b>DACIA - LOGAN Pick-up (US_) 03/08→</b>							
 <b>Radbremszylinder</b>							
1.4	55	01/09→	➔	→ 06/13		<b>24.3222-1729.3 020526</b>	Ø 22,2 ALU
1.5 dCi	55	05/10→					
1.5 dCi	65	05/10→					
1.5 dCi (US0K)	50	03/08→					
1.5 dCi (US0W)	63	03/08→					
















	kw			 	! #		
<b>DACIA - LOGAN Pick-up (US_) 03/08→</b>							
 <b>Radbremszylinder</b>							
1.6 1.6 Bifuel 1.6 MPI 85	64 62 62	03/08→ 05/10→ 05/10→	→	→ 06/13		24.3222-1729.3 020526	Ø 22,2 ALU
1.5 dCi (US00, US0J, US0Y) 1.6 16V (US1Y)	48 77	04/08→12/12 01/10→08/13	→			24.3222-1729.3 020526	Ø 22,2 ALU
<b>Zubehörsatz, Bremsbacken</b>							
1.4 1.5 dCi 1.5 dCi 1.5 dCi (US0K) 1.5 dCi (US0W) 1.6 1.6 Bifuel 1.6 MPI 85	55 55 65 50 63 64 62 62	01/09→ 05/10→ 05/10→ 03/08→ 03/08→ 03/08→ 05/10→ 05/10→	→	→ 06/13		03.0137-9228.2 669228	BDX
1.5 dCi (US00, US0J, US0Y) 1.6 16V (US1Y)	48 77	04/08→12/12 01/10→08/13	→			03.0137-9228.2 669228	BDX
 <b>Bremsbackensatz</b>							
1.4 1.5 dCi 1.5 dCi 1.5 dCi (US0K) 1.5 dCi (US0W) 1.6 1.6 Bifuel 1.6 MPI 85	55 55 65 50 63 64 62 62	01/09→ 05/10→ 05/10→ 03/08→ 03/08→ 03/08→ 05/10→ 05/10→	→	→ 06/13		03.0137-0496.2 650496 03.0520-7222.3 697222	BDX Ø 228 x 42 + HEB Ø 228 x 42 Ø 22,2 + RZ / + Zub TopKit
1.5 dCi (US00, US0J, US0Y) 1.6 16V (US1Y)	48 77	04/08→12/12 01/10→08/13	→			03.0137-0496.2 650496 03.0520-7222.3 697222	BDX Ø 228 x 42 + HEB Ø 228 x 42 Ø 22,2 + RZ / + Zub TopKit
 <b>Seilzug, Feststellbremse</b>							
1.4 1.5 dCi 1.5 dCi 1.5 dCi (US0K) 1.5 dCi (US0W) 1.6 1.6 Bifuel 1.6 MPI 85	55 55 65 50 63 64 62 62	01/09→ 05/10→ 05/10→ 03/08→ 03/08→ 03/08→ 05/10→ 05/10→	→	↓; → 06/13; Trommelbremse	2	24.3727-1074.2 581074	L= 1.993
1.5 dCi (US00, US0J, US0Y) 1.6 16V (US1Y)	48 77	04/08→12/12 01/10→08/13	→	↓; Trommelbremse	2	24.3727-1074.2 581074	L= 1.993
<b>DACIA - SANDERO 06/08→</b>							
 <b>Radbremszylinder</b>							
1.0 Hi-Flex	56	01/11→12/12	→			24.3217-1711.3 020449	BOS Ø 17,46 ALU
			→			24.3219-1722.3 020426	BDX Ø 19,05 GG
1.2 16V 1.2 16V LPG 1.4 1.4 MPI LPG	55 55 55 53	11/08→ 11/08→ 06/08→ 01/09→	→	→ 02/13		24.3217-1710.3 020420 24.3217-1711.3 020449	TRW Ø 17,78 GG BOS Ø 17,46 ALU
1.5 dCi 1.5 dCi 1.5 dCi 1.6 1.6 MPI 85	50 55 65 64 62	11/08→ 05/10→ 05/10→ 06/08→ 05/10→	→	→ 02/13		24.3219-1722.3 020426	BDX Ø 19,05 GG
1.5 dCi	48	11/08→	→	→ 02/13		24.3217-1711.3 020449	BOS Ø 17,46 ALU
1.5 dCi	63	11/08→	→	→ 02/13		24.3217-1710.3 020420 24.3217-1711.3 020449	TRW Ø 17,78 GG BOS Ø 17,46 ALU
			→	→ 02/13		24.3219-1722.3 020426	BDX Ø 19,05 GG
			→	→ 02/13		24.3222-1729.3 020526	Ø 22,2 ALU
1.6 16V 1.6 16V Bifuel	77 77	07/11→ 01/11→	→	→ 02/13		24.3217-1710.3 020420 24.3217-1711.3 020449	TRW Ø 17,78 GG BOS Ø 17,46 ALU
1.6 Hi-Flex (BS1H) 1.6 LPG 1.6 LPG (BS03)	64 62 60	06/08→12/12 05/10→10/12 01/11→12/12	→	→ 10/12		24.3217-1711.3 020449	BOS Ø 17,46 ALU BOS Ø 17,46 ALU
<b>Zubehörsatz, Bremsbacken</b>							
1.0 Hi-Flex 1.6 LPG	56 62	01/11→12/12 05/10→10/12	→			03.0137-9088.2 669088 03.0137-9274.2 669274	BDX
↓							


































	kw			 	! #		
<b>DACIA - SANDERO 06/08→</b>							
<b>Zubehörsatz, Bremsbacken</b>							
1.2 16V	55	11/08→	➔	→ 02/13		03.0137-9088.2 669088	BDX
1.2 16V LPG	55	11/08→				03.0137-9158.2 669158	TRW
1.4	55	06/08→				03.0137-9274.2 669274	
1.4 MPI LPG	53	01/09→					
1.5 dCi	50	11/08→					
1.5 dCi	55	05/10→					
1.5 dCi	65	05/10→					
1.6	64	06/08→					
1.6 MPI 85	62	05/10→					
1.5 dCi	48	11/08→	➔	→ 02/13		03.0137-9274.2 669274	
1.5 dCi	63	11/08→	➔	→ 02/13		03.0137-9088.2 669088	BDX
						03.0137-9228.2 669228	BDX
1.6 16V	77	07/11→	➔	→ 02/13		03.0137-9158.2 669158	TRW
1.6 16V Bifuel	77	01/11→				03.0137-9274.2 669274	
1.6 Hi-Flex (BS1H)	64	06/08→12/12	➔			03.0137-9274.2 669274	
1.6 LPG (BS03)	60	01/11→12/12	➔	→ 10/12		03.0137-9088.2 669088	BDX
						03.0137-9274.2 669274	
<b> Bremsbackensatz</b>							
1.0 Hi-Flex	56	01/11→12/12	➔			03.0137-0358.2 650358	BDX Ø 180 x 42 + HEB
1.6 LPG	62	05/10→10/12	➔			03.0137-0532.2 650532	BOS Ø 203 x 39 + HEB
1.2 16V	55	11/08→	➔	→ 02/13		03.0137-0312.2 650312	TRW Ø 203 x 38
1.2 16V LPG	55	11/08→				03.0520-3517.3 693517	TRW Ø 203 x 39 Ø 17,78 + RZ / + Zub TopKit
1.4	55	06/08→					
1.4 MPI LPG	53	01/09→					
1.5 dCi	50	11/08→	➔	→ 02/13		03.0137-0358.2 650358	BDX Ø 180 x 42 + HEB
1.5 dCi	55	05/10→				03.0520-4719.3 694719	BDX Ø 180 x 42 Ø 19,05 + RZ / + Zub TopKit
1.5 dCi	65	05/10→					
1.6	64	06/08→					
1.6 MPI 85	62	05/10→	➔	→ 02/13		03.0137-0532.2 650532	BOS Ø 203 x 39 + HEB
						03.0520-5017.3 695017	Ø 203 x 39 Ø 17,46 + RZ / + Zub TopKit
1.5 dCi	48	11/08→	➔	→ 02/13		03.0137-0532.2 650532	BOS Ø 203 x 39 + HEB
						03.0520-5017.3 695017	Ø 203 x 39 Ø 17,46 + RZ / + Zub TopKit
1.5 dCi	63	11/08→	➔	→ 02/13		03.0137-0358.2 650358	BDX Ø 180 x 42 + HEB
						03.0520-4719.3 694719	BDX Ø 180 x 42 Ø 19,05 + RZ / + Zub TopKit
			➔	→ 02/13		03.0137-0496.2 650496	BDX Ø 228 x 42 + HEB
						03.0520-7222.3 697222	Ø 228 x 42 Ø 22,2 + RZ / + Zub TopKit
			➔	→ 02/13		03.0520-3517.3 693517	TRW Ø 203 x 39 Ø 17,78 + RZ / + Zub TopKit
			➔	→ 02/13		03.0520-5017.3 695017	Ø 203 x 39 Ø 17,46 + RZ / + Zub TopKit
1.6 16V	77	07/11→	➔	→ 02/13		03.0137-0312.2 650312	TRW Ø 203 x 38
1.6 16V Bifuel	77	01/11→				03.0520-3517.3 693517	TRW Ø 203 x 39 Ø 17,78 + RZ / + Zub TopKit
			➔	→ 02/13		03.0137-0532.2 650532	BOS Ø 203 x 39 + HEB
						03.0520-5017.3 695017	Ø 203 x 39 Ø 17,46 + RZ / + Zub TopKit
1.6 Hi-Flex (BS1H)	64	06/08→12/12	➔			03.0137-0532.2 650532	BOS Ø 203 x 39 + HEB
1.6 LPG (BS03)	60	01/11→12/12	➔	→ 10/12		03.0137-0358.2 650358	BDX Ø 180 x 42 + HEB
			➔	→ 10/12		03.0137-0532.2 650532	BOS Ø 203 x 39 + HEB
<b> Seilzug, Feststellbremse</b>							
1.5 dCi	63	11/08→	➔	⬇; → 02/13; Trommelbremse	2	24.3727-1074.2 581074	L= 1.993
<b>DACIA - SANDERO II 10/12→</b>							
<b> Radbremszylinder</b>							
1.0 SCe 75	54	12/16→	➔			24.3217-1711.3 020449	BOS Ø 17,46 ALU
1.2	54	05/15→				24.3219-1761.3 020536	Ø 19,05 ALU
1.5 dCi	63	01/13→					
1.6	61	11/12→					
1.6 16V	75	04/15→					
TCe 90 LPG	66	09/15→					
1.2	55	10/12→	➔	11/12→		24.3217-1711.3 020449	BOS Ø 17,46 ALU
1.2 LPG	55	10/12→				24.3219-1761.3 020536	Ø 19,05 ALU
1.5 dCi	55	10/12→					
1.5 dCi	66	10/12→					
↓							















	kw				! #		
<b>DACIA - SANDERO II 10/12→</b>							
 <b>Radbremszylinder</b>							
TCe 90	66	10/12→	➔	11/12→		24.3217-1711.3 020449 24.3219-1761.3 020536	BOS Ø 17,46 ALU Ø 19,05 ALU
<b>Zubehörsatz, Bremsbacken</b>							
1.0 SCe 75	54	12/16→	➔			03.0137-9228.2 669228	BDX
1.2	54	05/15→				03.0137-9274.2 669274	
1.5 dCi	63	01/13→					
1.6	61	11/12→					
1.6 16V	75	04/15→					
TCe 90 LPG	66	09/15→					
1.2	55	10/12→	➔	11/12→		03.0137-9228.2 669228	BDX
1.2 LPG	55	10/12→				03.0137-9274.2 669274	
1.5 dCi	55	10/12→					
1.5 dCi	66	10/12→					
TCe 90	66	10/12→					
 <b>Bremsbackensatz</b>							
1.0 SCe 75	54	12/16→	➔			03.0137-0496.2 650496	BDX Ø 228 x 42 + HEB
1.2	54	05/15→				03.0137-0532.2 650532	BOS Ø 203 x 39 + HEB
1.5 dCi	63	01/13→				03.0520-5017.3 695017	Ø 203 x 39 Ø 17,46 + RZ / + Zub TopKit
1.6	61	11/12→					
1.6 16V	75	04/15→					
TCe 90 LPG	66	09/15→				03.0520-7919.3 697919	Ø 228 x 42 Ø 19,05 + RZ / + Zub TopKit
1.2	55	10/12→	➔	11/12→		03.0137-0496.2 650496	BDX Ø 228 x 42 + HEB
1.2 LPG	55	10/12→				03.0137-0532.2 650532	BOS Ø 203 x 39 + HEB
1.5 dCi	55	10/12→				03.0520-5017.3 695017	Ø 203 x 39 Ø 17,46 + RZ / + Zub TopKit
1.5 dCi	66	10/12→					
TCe 90	66	10/12→				03.0520-7919.3 697919	Ø 228 x 42 Ø 19,05 + RZ / + Zub TopKit
<b>DAEWOO - ARANOS 01/95→11/97</b>							
 <b>Radbremszylinder</b>							
1.5	66	01/95→11/97	➔			24.3219-1767.3 020552	Ø 19,05 GG
1.8	70	01/95→11/97					
2.0	77	01/95→11/97					
<b>Zubehörsatz, Bremsbacken</b>							
1.5	66	01/95→11/97	➔			03.0137-9167.2 669167	
1.8	70	01/95→11/97					
2.0	77	01/95→11/97					
 <b>Bremstrommel</b>							
1.5	66	01/95→11/97	➔			24.0220-0036.1 480149	Ø 200,0 x 52,5 / 201 - RLG / - ABS Ring
1.8	70	01/95→11/97					
2.0	77	01/95→11/97					
 <b>Bremsbackensatz</b>							
1.5	66	01/95→11/97	➔			03.0137-0267.2 650267	Ø 200 x 46 + HEB
1.8	70	01/95→11/97					
2.0	77	01/95→11/97					
<b>DAEWOO - CIELO 06/94→12/07</b>							
<b>Zubehörsatz, Bremsbacken</b>							
1.5	59	01/95→11/00	➔	→ 07/98		03.0137-9167.2 669167	
1.5	66	06/94→07/98	➔			03.0137-9167.2 669167	
 <b>Bremstrommel</b>							
1.5	59	01/95→11/00	➔	→ 07/98		24.0220-0001.2 480013	Ø 200,0 x 53,5 / 201,3
1.5	66	06/94→07/98	➔			24.0220-0001.2 480013	Ø 200,0 x 53,5 / 201,3
 <b>Bremsbackensatz</b>							
1.5	59	01/95→11/00	➔	→ 07/98		03.0137-0267.2 650267	Ø 200 x 46 + HEB
1.5	66	06/94→07/98	➔			03.0137-0267.2 650267	Ø 200 x 46 + HEB
<b>DAEWOO - ESPERO (KLEJ) 10/91→09/99</b>							
 <b>Radbremszylinder</b>							
1.5	55	10/97→08/99	➔	→ 06/99		24.3219-1767.3 020552	Ø 19,05 GG
1.8	66	02/95→09/99					
1.5 16V	66	02/95→06/99	➔			24.3219-1767.3 020552	Ø 19,05 GG
1.8	70	02/95→06/99					
↓							


















	kw					! #		
<b>DAEWOO - ESPERO (KLEJ) 10/91→09/99</b>								
 <b>Radbremszylinder</b>								
2.0	77	02/95→06/99	➔			24.3219-1767.3	020552	Ø 19,05 GG
<b>Zubehörsatz, Bremsbacken</b>								
1.5	55	10/97→08/99	➔	→ 06/99		03.0137-9167.2	669167	
1.8	66	02/95→09/99						
1.5 16V	66	02/95→06/99	➔			03.0137-9167.2	669167	
1.8	70	02/95→06/99						
2.0	77	02/95→06/99						
 <b>Bremstrommel</b>								
1.5	55	10/97→08/99	➔	→ 06/99		24.0220-0001.2	480013	Ø 200,0 x 53,5 / 201,3
1.8	66	02/95→09/99						
1.5 16V	66	02/95→06/99	➔			24.0220-0001.2	480013	Ø 200,0 x 53,5 / 201,3
1.8	70	02/95→06/99						
2.0	77	02/95→06/99						
 <b>Bremsbackensatz</b>								
1.5	55	10/97→08/99	➔	→ 06/99		03.0137-0267.2	650267	Ø 200 x 46 + HEB
1.8	66	02/95→09/99				03.0520-4019.3	694019	DEL Ø 200 x 46 Ø 19,05 + RZ / + Zub TopKit
1.5 16V	66	02/95→06/99	➔			03.0137-0267.2	650267	Ø 200 x 46 + HEB
1.8	70	02/95→06/99				03.0520-4019.3	694019	DEL Ø 200 x 46 Ø 19,05 + RZ / + Zub TopKit
2.0	77	02/95→06/99						
<b>DAEWOO - EVANDA (KLAL) 08/02→</b>								
 <b>Bremsbackensatz, Feststellbremse</b>								
2.0	96	08/02→	➔	→ 02/05		03.0137-3036.2	653036	Ø 168 x 26 + HEB
<b>DAEWOO - GENTRA Stufenheck 06/13→</b>								
 <b>Bremsbackensatz, Feststellbremse</b>								
1.5	79	06/13→				03.0137-3036.2	653036	Ø 168 x 26 + HEB
<b>DAEWOO - KALOS (KLAS) 09/02→</b>								
 <b>Radbremszylinder</b>								
1.2	53	04/03→	➔	→ 02/05		24.3219-1767.3	020552	Ø 19,05 GG
1.4	61	09/02→						
1.4 16V	69	04/03→						
1.5	62	11/02→12/04	➔			24.3219-1767.3	020552	Ø 19,05 GG
<b>Zubehörsatz, Bremsbacken</b>								
1.2	53	04/03→	➔	→ 02/05		03.0137-9167.2	669167	
1.4	61	09/02→						
1.4 16V	69	04/03→						
1.5	62	11/02→12/04	➔			03.0137-9167.2	669167	
 <b>Bremsbackensatz</b>								
1.2	53	04/03→	➔	→ 02/05		03.0137-0472.2	650472	Ø 200 x 36 + HEB
1.4	61	09/02→				03.0520-6619.3	696619	Ø 200 x 36 Ø 19,05 + RZ / + Zub TopKit
1.4 16V	69	04/03→						
1.5	62	11/02→12/04	➔			03.0137-0472.2	650472	Ø 200 x 36 + HEB
						03.0520-6619.3	696619	Ø 200 x 36 Ø 19,05 + RZ / + Zub TopKit
<b>DAEWOO - KALOS Stufenheck (KLAS) 11/02→12/04</b>								
 <b>Radbremszylinder</b>								
1.4	61	11/02→12/04	➔			24.3219-1767.3	020552	Ø 19,05 GG
1.4	69	05/03→12/04						
1.5	62	11/02→12/04						
<b>Zubehörsatz, Bremsbacken</b>								
1.4	61	11/02→12/04	➔			03.0137-9167.2	669167	
1.4	69	05/03→12/04						
1.5	62	11/02→12/04						
 <b>Bremsbackensatz</b>								
1.4	61	11/02→12/04	➔			03.0137-0472.2	650472	Ø 200 x 36 + HEB
1.4	69	05/03→12/04				03.0520-6619.3	696619	Ø 200 x 36 Ø 19,05 + RZ / + Zub TopKit
1.5	62	11/02→12/04						

	kw					! #		
<b>DAEWOO - LACETTI Schrägheck (KLAN) 02/02→</b>								
 <b>Bremsbackensatz, Feststellbremse</b>								
1.4	69	06/02→12/04					<b>03.0137-3036.2 653036</b>	Ø 168 x 26 + HEB
1.4	70	02/04→		→ 02/05			<b>03.0137-3036.2 653036</b>	Ø 168 x 26 + HEB
1.6	80	02/04→						
1.8	90	02/04→						
<b>DAEWOO - LACETTI Stufenheck 06/99→07/03</b>								
 <b>Bremsbackensatz, Feststellbremse</b>								
1.6	78	06/99→07/03		06/02→			<b>03.0137-3036.2 653036</b>	Ø 168 x 26 + HEB
<b>DAEWOO - LACETTI Stufenheck (J200) 06/02→12/04</b>								
 <b>Bremsbackensatz, Feststellbremse</b>								
1.8	89	06/02→12/04		02/04→			<b>03.0137-3036.2 653036</b>	Ø 168 x 26 + HEB
1.8 CDX	90	08/03→12/04						
<b>DAEWOO - LANOS (KLAT) 05/97→</b>								
 <b>Radbremsszylinder</b>								
1.3	55	05/97→	➡	→ 447433			<b>03.3217-3512.3 020032</b>	Lucas Ø 17,46 GG
1.5	63	05/97→	➡	447434→; → 12/02			<b>24.3219-1767.3 020552</b>	Ø 19,05 GG
1.5	73	10/97→06/99	➡	→ 447433			<b>03.3217-3512.3 020032</b>	Lucas Ø 17,46 GG
			➡	447434→			<b>24.3219-1767.3 020552</b>	Ø 19,05 GG
1.6 16V	78	05/97→	➡	→ 447433			<b>24.3219-1767.3 020552</b>	Ø 19,05 GG
			➡	447434→; → 12/02			<b>24.3220-1719.3 020448</b>	Ø 20,64 ALU
<b>Zubehörsatz, Bremsbacken</b>								
1.3	55	05/97→	➡	→ 12/02			<b>03.0137-9167.2 669167</b>	
1.5	63	05/97→						
1.6 16V	78	05/97→						
1.5	73	10/97→06/99	➡				<b>03.0137-9167.2 669167</b>	
 <b>Bremstrommel</b>								
1.3	55	05/97→	➡	→ 12/02; + ABS			<b>24.0220-0001.2 480013</b>	Ø 200,0 x 53,5 / 201,3
1.5	63	05/97→	➡	→ 12/02; - ABS			<b>24.0220-0036.1 480149</b>	Ø 200,0 x 52,5 / 201 - RLG / - ABS Ring
1.6 16V	78	05/97→	➡					
1.5	73	10/97→06/99	➡	+ ABS			<b>24.0220-0001.2 480013</b>	Ø 200,0 x 53,5 / 201,3
			➡	- ABS			<b>24.0220-0036.1 480149</b>	Ø 200,0 x 52,5 / 201 - RLG / - ABS Ring
 <b>Bremsbackensatz</b>								
1.3	55	05/97→	➡	→ 12/02			<b>03.0137-0267.2 650267</b>	Ø 200 x 46 + HEB
1.5	63	05/97→	➡	→ 447433			<b>03.0520-3717.3 693717</b>	Ø 200 x 46 Ø 17,46 + RZ / + Zub TopKit
			➡	447434→; → 12/02			<b>03.0520-4019.3 694019</b>	DEL Ø 200 x 46 Ø 19,05 + RZ / + Zub TopKit
1.5	73	10/97→06/99	➡				<b>03.0137-0267.2 650267</b>	Ø 200 x 46 + HEB
			➡	→ 447433			<b>03.0520-3717.3 693717</b>	Ø 200 x 46 Ø 17,46 + RZ / + Zub TopKit
			➡	447434→			<b>03.0520-4019.3 694019</b>	DEL Ø 200 x 46 Ø 19,05 + RZ / + Zub TopKit
1.6 16V	78	05/97→	➡	→ 12/02			<b>03.0137-0267.2 650267</b>	Ø 200 x 46 + HEB
			➡	→ 447433			<b>03.0520-4019.3 694019</b>	DEL Ø 200 x 46 Ø 19,05 + RZ / + Zub TopKit
			➡	447434→; → 12/02			<b>03.0520-8320.3 698320</b>	TRW Ø 200 x 46 Ø 20,64 + RZ / + Zub TopKit
 <b>Seilzug, Feststellbremse</b>								
1.3	55	05/97→	➡	☐; → 12/02; Trommelbremse			<b>24.3727-2900.2 582900</b>	L= 1.655
1.5	63	05/97→	➡					
1.6 16V	78	05/97→	➡	☐; → 12/02; Trommelbremse			<b>24.3727-2901.2 582901</b>	L= 1.587
1.5	73	10/97→06/99	➡	☐; Trommelbremse			<b>24.3727-2900.2 582900</b>	L= 1.655
			➡	☐; Trommelbremse			<b>24.3727-2901.2 582901</b>	L= 1.587
<b>DAEWOO - LANOS Stufenheck (KLAT) 02/97→</b>								
 <b>Radbremsszylinder</b>								
1.3	55	05/97→	➡	→ 447433			<b>03.3217-3512.3 020032</b>	Lucas Ø 17,46 GG
1.5	63	05/97→						
↓								



















	kw					! #		
<b>DAEWOO - LANOS Stufenheck (KLAT) 02/97→</b>								
 <b>Radbremszylinder</b>								
1.3 1.5	55 63	05/97→ 05/97→	➡	447434→; → 12/02		24.3219-1767.3	020552	Ø 19,05 GG
1.5	73	10/97→06/99	➡	→ 447433		03.3217-3512.3	020032	Lucas Ø 17,46 GG
			➡	447434→		24.3219-1767.3	020552	Ø 19,05 GG
1.6 16V	78	02/97→	➡	05/97→; → 447433		24.3219-1767.3	020552	Ø 19,05 GG
			➡	447434→; → 12/02		24.3220-1719.3	020448	Ø 20,64 ALU
<b>Zubehörsatz, Bremsbacken</b>								
1.3 1.5	55 63	05/97→ 05/97→	➡	→ 12/02		03.0137-9167.2	669167	
1.5	73	10/97→06/99	➡			03.0137-9167.2	669167	
1.6 16V	78	02/97→	➡	05/97→ 12/02		03.0137-9167.2	669167	
 <b>Bremstrommel</b>								
1.3 1.5	55 63	05/97→ 05/97→	➡	→ 12/02; + ABS		24.0220-0001.2	480013	Ø 200,0 x 53,5 / 201,3
			➡	→ 12/02; - ABS		24.0220-0036.1	480149	Ø 200,0 x 52,5 / 201 - RLG / - ABS Ring
1.5	73	10/97→06/99	➡	+ ABS		24.0220-0001.2	480013	Ø 200,0 x 53,5 / 201,3
			➡	- ABS		24.0220-0036.1	480149	Ø 200,0 x 52,5 / 201 - RLG / - ABS Ring
1.6 16V	78	02/97→	➡	05/97→ 12/02; + ABS		24.0220-0001.2	480013	Ø 200,0 x 53,5 / 201,3
			➡	05/97→ 12/02; - ABS		24.0220-0036.1	480149	Ø 200,0 x 52,5 / 201 - RLG / - ABS Ring
 <b>Bremsbackensatz</b>								
1.3 1.5	55 63	05/97→ 05/97→	➡	→ 12/02		03.0137-0267.2	650267	Ø 200 x 46 + HEB
			➡	→ 447433		03.0520-3717.3	693717	Ø 200 x 46 Ø 17,46 + RZ / + Zub TopKit
			➡	447434→; → 12/02		03.0520-4019.3	694019	DEL Ø 200 x 46 Ø 19,05 + RZ / + Zub TopKit
1.5	73	10/97→06/99	➡			03.0137-0267.2	650267	Ø 200 x 46 + HEB
			➡	→ 447433		03.0520-3717.3	693717	Ø 200 x 46 Ø 17,46 + RZ / + Zub TopKit
			➡	447434→		03.0520-4019.3	694019	DEL Ø 200 x 46 Ø 19,05 + RZ / + Zub TopKit
1.6 16V	78	02/97→	➡	05/97→ 12/02		03.0137-0267.2	650267	Ø 200 x 46 + HEB
			➡	05/97→; → 447433		03.0520-4019.3	694019	DEL Ø 200 x 46 Ø 19,05 + RZ / + Zub TopKit
			➡	447434→; → 12/02		03.0520-8320.3	698320	TRW Ø 200 x 46 Ø 20,64 + RZ / + Zub TopKit
 <b>Seilzug, Feststellbremse</b>								
1.3 1.5	55 63	05/97→ 05/97→	➡	☐; → 12/02; Trommelbremse		24.3727-2900.2	582900	L= 1.655
			➡	☐; → 12/02; Trommelbremse		24.3727-2901.2	582901	L= 1.587
1.5	73	10/97→06/99	➡	☐; Trommelbremse		24.3727-2900.2	582900	L= 1.655
			➡	☐; Trommelbremse		24.3727-2901.2	582901	L= 1.587
1.6 16V	78	02/97→	➡	☐; 05/97→ 12/02; Trommelbremse		24.3727-2900.2	582900	L= 1.655
			➡	☐; 05/97→ 12/02; Trommelbremse		24.3727-2901.2	582901	L= 1.587
<b>DAEWOO - MATIZ (KLYA) 09/98→</b>								
 <b>Radbremszylinder</b>								
0.8 1.0	38 47	09/98→ 01/03→	➡	→ 02/05		24.3217-1712.3	020475	Ø 17,46 GG
1.0	46	04/03→12/04	➡			24.3217-1712.3	020475	Ø 17,46 GG
<b>Zubehörsatz, Bremsbacken</b>								
0.8 1.0	38 47	09/98→ 01/03→	➡	→ 02/05		03.0137-9260.2	669260	
1.0	46	04/03→12/04	➡			03.0137-9260.2	669260	
 <b>Bremstrommel</b>								
0.8 1.0	38 47	09/98→ 01/03→	➡	→ 02/05		24.0218-0035.1	480146	Ø 180,0 x 40 / 182 - RLG / - ABS Ring
↓								



















	kW					! #		
<b>DAEWOO - MATIZ (KLYA) 09/98→</b>								
 <b>Bremstrommel</b>								
1.0	46	04/03→12/04	➔			24.0218-0035.1	480146	Ø 180,0 x 40 / 182 - RLG / - ABS Ring
 <b>Bremsbackensatz</b>								
0.8	38	09/98→	➔	→ 02/05		03.0137-0363.2	650363	Ø 180 x 31 + HEB
1.0	47	01/03→				03.0520-4017.3	694017	Ø 180 x 31 Ø 17,46 + RZ / + Zub TopKit
1.0	46	04/03→12/04	➔			03.0137-0363.2	650363	Ø 180 x 31 + HEB
 <b>Seilzug, Feststellbremse</b>								
0.8	38	09/98→	➔	⏴; → 02/05; Trommelbremse	1	24.3727-2902.2	582902	L= 2.825
1.0	47	01/03→						
1.0	46	04/03→12/04	➔	⏴; für Linkslenker; Trommelbremse	1	24.3727-2902.2	582902	L= 2.825
<b>DAEWOO - MATIZ Kasten (KLA4) 08/98→08/02</b>								
 <b>Radbremszylinder</b>								
0.8	38	08/98→08/02	➔			24.3217-1712.3	020475	Ø 17,46 GG
<b>Zubehörsatz, Bremsbacken</b>								
0.8	38	08/98→08/02	➔			03.0137-9260.2	669260	
 <b>Bremstrommel</b>								
0.8	38	08/98→08/02	➔			24.0218-0035.1	480146	Ø 180,0 x 40 / 182 - RLG / - ABS Ring
 <b>Bremsbackensatz</b>								
0.8	38	08/98→08/02	➔			03.0137-0363.2	650363	Ø 180 x 31 + HEB
						03.0520-4017.3	694017	Ø 180 x 31 Ø 17,46 + RZ / + Zub TopKit
 <b>Seilzug, Feststellbremse</b>								
0.8	38	08/98→08/02	➔	⏴; Trommelbremse	1	24.3727-2902.2	582902	L= 2.825
<b>DAEWOO - NEXIA (KLETN) 02/95→08/97</b>								
 <b>Radbremszylinder</b>								
1.5	44	08/96→08/97	➔			03.3217-3512.3	020032	Lucas Ø 17,46 GG
1.5	52	02/95→08/97						
1.5	55	02/95→08/97						
1.5 16V	66	02/95→08/97	➔			24.3219-1767.3	020552	Ø 19,05 GG
<b>Zubehörsatz, Bremsbacken</b>								
1.5	44	08/96→08/97	➔			03.0137-9167.2	669167	
1.5	52	02/95→08/97						
1.5	55	02/95→08/97						
1.5 16V	66	02/95→08/97						
 <b>Bremstrommel</b>								
1.5	44	08/96→08/97	➔			24.0220-0001.2	480013	Ø 200,0 x 53,5 / 201,3
1.5	52	02/95→08/97						
1.5	55	02/95→08/97						
1.5 16V	66	02/95→08/97						
 <b>Bremsbackensatz</b>								
1.5	44	08/96→08/97	➔			03.0137-0267.2	650267	Ø 200 x 46 + HEB
1.5	52	02/95→08/97				03.0520-3717.3	693717	Ø 200 x 46 Ø 17,46 + RZ / + Zub TopKit
1.5	55	02/95→08/97						
1.5 16V	66	02/95→08/97	➔			03.0137-0267.2	650267	Ø 200 x 46 + HEB
						03.0520-4019.3	694019	DEL Ø 200 x 46 Ø 19,05 + RZ / + Zub TopKit
 <b>Seilzug, Feststellbremse</b>								
1.5	44	08/96→08/97	➔	⏴; Trommelbremse	1	24.3727-0730.2	580730	L= 1.272 L2= 1.676 + Zub
1.5	52	02/95→08/97						
1.5	55	02/95→08/97						
1.5 16V	66	02/95→08/97						





















	kw					! #		
<b>DAEWOO - NEXIA Stufenheck (KLETN) 02/95→06/08</b>								
 <b>Radbremszylinder</b>								
1.5	44	08/96→08/97	➔				<b>03.3217-3512.3 020032</b>	Lucas Ø 17,46 GG
1.5	52	02/95→08/97						
1.5	55	02/95→08/97						
1.5 16V	66	02/95→08/97	➔				<b>24.3219-1767.3 020552</b>	Ø 19,05 GG
1.8	74	02/95→06/08	➔	10/95→			<b>24.3219-1767.3 020552</b>	Ø 19,05 GG
<b>Zubehörsatz, Bremsbacken</b>								
1.5	44	08/96→08/97	➔				<b>03.0137-9167.2 669167</b>	
1.5	52	02/95→08/97						
1.5	55	02/95→08/97						
1.5 16V	66	02/95→08/97						
1.8	74	02/95→06/08	➔	10/95→			<b>03.0137-9167.2 669167</b>	
 <b>Bremstrommel</b>								
1.5	44	08/96→08/97	➔				<b>24.0220-0001.2 480013</b>	Ø 200,0 x 53,5 / 201,3
1.5	52	02/95→08/97						
1.5	55	02/95→08/97						
1.5 16V	66	02/95→08/97						
1.8	74	02/95→06/08	➔	10/95→			<b>24.0220-0001.2 480013</b>	Ø 200,0 x 53,5 / 201,3
 <b>Bremsbackensatz</b>								
1.5	44	08/96→08/97	➔				<b>03.0137-0267.2 650267</b>	Ø 200 x 46 + HEB
1.5	52	02/95→08/97					<b>03.0520-3717.3 693717</b>	Ø 200 x 46 Ø 17,46 + RZ / + Zub TopKit
1.5	55	02/95→08/97						
1.5 16V	66	02/95→08/97	➔				<b>03.0137-0267.2 650267</b>	Ø 200 x 46 + HEB
							<b>03.0520-4019.3 694019</b>	DEL Ø 200 x 46 Ø 19,05 + RZ / + Zub TopKit
1.8	74	02/95→06/08	➔	10/95→			<b>03.0137-0267.2 650267</b>	Ø 200 x 46 + HEB
							<b>03.0520-4019.3 694019</b>	DEL Ø 200 x 46 Ø 19,05 + RZ / + Zub TopKit
 <b>Seilzug, Feststellbremse</b>								
1.5	44	08/96→08/97	➔	⬇; Trommelbremse	1		<b>24.3727-0730.2 580730</b>	L= 1.272 L2= 1.676 + Zub
1.5	52	02/95→08/97						
1.5	55	02/95→08/97						
1.5 16V	66	02/95→08/97						
1.8	74	02/95→06/08	➔	⬇; 10/95→; Trommelbremse	1		<b>24.3727-0730.2 580730</b>	L= 1.272 L2= 1.676 + Zub
<b>DAEWOO - NUBIRA (KLAJ) 04/97→</b>								
 <b>Radbremszylinder</b>								
1.6	76	08/02→07/03	➔	- ABS			<b>24.3220-1719.3 020448</b>	Ø 20,64 ALU
1.6 16V	78	05/97→	➔	06/97→ 05/99			<b>24.3220-1719.3 020448</b>	Ø 20,64 ALU
2.0 CDX	93	08/02→07/03	➔	Brems-/Fahr dyn. Artikelbezug: - ABS			<b>24.3220-1719.3 020448</b>	Ø 20,64 ALU
<b>Zubehörsatz, Bremsbacken</b>								
1.6	76	08/02→07/03	➔	- ABS			<b>03.0137-9167.2 669167</b>	
1.6 16V	78	05/97→		06/97→ 05/99			<b>03.0137-9167.2 669167</b>	
2.0 CDX	93	08/02→07/03	➔	→ 12/02; Brems-/Fahr dyn. Artikelbezug: - ABS			<b>03.0137-9167.2 669167</b>	
 <b>Bremstrommel</b>								
1.6	76	08/02→07/03	➔	- ABS			<b>24.0220-0001.2 480013</b>	Ø 200,0 x 53,5 / 201,3
1.6 16V	78	05/97→	➔	06/97→ 05/99			<b>24.0220-0001.2 480013</b>	Ø 200,0 x 53,5 / 201,3
2.0 CDX	93	08/02→07/03	➔	→ 12/02; Brems-/Fahr dyn. Artikelbezug: - ABS			<b>24.0220-0001.2 480013</b>	Ø 200,0 x 53,5 / 201,3
 <b>Bremsbackensatz</b>								
1.6	76	08/02→07/03	➔	- ABS			<b>03.0137-0267.2 650267</b>	Ø 200 x 46 + HEB
							<b>03.0520-8320.3 698320</b>	TRW Ø 200 x 46 Ø 20,64 + RZ / + Zub TopKit
1.6 16V	78	05/97→	➔	06/97→ 05/99			<b>03.0137-0267.2 650267</b>	Ø 200 x 46 + HEB
							<b>03.0520-8320.3 698320</b>	TRW Ø 200 x 46 Ø 20,64 + RZ / + Zub TopKit
2.0 CDX	93	08/02→07/03	➔	→ 12/02; Brems-/Fahr dyn. Artikelbezug: - ABS			<b>03.0137-0267.2 650267</b>	Ø 200 x 46 + HEB
			➔	→ 12/02; - ABS			<b>03.0520-8320.3 698320</b>	TRW Ø 200 x 46 Ø 20,64 + RZ / + Zub TopKit
↓								


















	kw					! #		
<b>DAEWOO - NUBIRA (KLAJ) 04/97→</b>								
 <b>Bremsbackensatz, Feststellbremse</b>								
1.6 2.0 CDX	76 93	08/02→07/03 08/02→07/03					03.0137-3036.2 653036	Ø 168 x 26 + HEB
<b>DAEWOO - NUBIRA Stufenheck (KLAJ) 04/97→</b>								
 <b>Radbremszylinder</b>								
1.6 16V	76	07/00→	➡	→ 02/05; - ABS			24.3220-1719.3 020448	Ø 20,64 ALU
1.6 16V	78	05/97→	➡	06/97→ 05/99			24.3220-1719.3 020448	Ø 20,64 ALU
<b>Zubehörsatz, Bremsbacken</b>								
1.6 16V	76	07/00→	➡	→ 02/05; - ABS			03.0137-9167.2 669167	
1.6 16V	78	05/97→		06/97→ 05/99			03.0137-9167.2 669167	
 <b>Bremstrommel</b>								
1.6 16V	76	07/00→	➡	→ 02/05; - ABS			24.0220-0001.2 480013	Ø 200,0 x 53,5 / 201,3
1.6 16V	78	05/97→	➡	06/97→ 05/99			24.0220-0001.2 480013	Ø 200,0 x 53,5 / 201,3
 <b>Bremsbackensatz</b>								
1.6 16V	76	07/00→	➡	→ 02/05; - ABS			03.0137-0267.2 650267 03.0520-8320.3 698320	Ø 200 x 46 + HEB TRW Ø 200 x 46 Ø 20,64 + RZ / + Zub TopKit
1.6 16V	78	05/97→	➡	06/97→ 05/99			03.0137-0267.2 650267 03.0520-8320.3 698320	Ø 200 x 46 + HEB TRW Ø 200 x 46 Ø 20,64 + RZ / + Zub TopKit
 <b>Bremsbackensatz, Feststellbremse</b>								
1.6 16V	76	07/00→		→ 02/05			03.0137-3036.2 653036	Ø 168 x 26 + HEB
<b>DAEWOO - NUBIRA Stufenheck (KLAN) 07/03→</b>								
 <b>Bremsbackensatz, Feststellbremse</b>								
1.4	69	10/03→12/04					03.0137-3036.2 653036	Ø 168 x 26 + HEB
1.6 1.8	80 90	07/03→ 07/03→		08/03→ 02/05			03.0137-3036.2 653036	Ø 168 x 26 + HEB
<b>DAEWOO - NUBIRA Wagon (KLAJ) 04/97→</b>								
 <b>Radbremszylinder</b>								
1.6 16V	66	06/97→	➡	→ 05/99			24.3220-1719.3 020448	Ø 20,64 ALU
1.6 16V	76	12/00→	➡	→ 02/05; - ABS			24.3220-1719.3 020448	Ø 20,64 ALU
1.6 16V	78	05/97→	➡	06/97→ 05/99			24.3220-1719.3 020448	Ø 20,64 ALU
<b>Zubehörsatz, Bremsbacken</b>								
1.6 16V	66	06/97→		→ 05/99			03.0137-9167.2 669167	
1.6 16V	76	12/00→	➡	→ 02/05; - ABS			03.0137-9167.2 669167	
1.6 16V	78	05/97→		06/97→ 05/99			03.0137-9167.2 669167	
 <b>Bremstrommel</b>								
1.6 16V	66	06/97→	➡	→ 05/99			24.0220-0001.2 480013	Ø 200,0 x 53,5 / 201,3
1.6 16V	76	12/00→	➡	→ 02/05; - ABS			24.0220-0001.2 480013	Ø 200,0 x 53,5 / 201,3
1.6 16V	78	05/97→	➡	06/97→ 05/99			24.0220-0001.2 480013	Ø 200,0 x 53,5 / 201,3
 <b>Bremsbackensatz</b>								
1.6 16V	66	06/97→	➡	→ 05/99			03.0137-0267.2 650267 03.0520-8320.3 698320	Ø 200 x 46 + HEB TRW Ø 200 x 46 Ø 20,64 + RZ / + Zub TopKit
1.6 16V	76	12/00→	➡	→ 02/05; - ABS			03.0137-0267.2 650267 03.0520-8320.3 698320	Ø 200 x 46 + HEB TRW Ø 200 x 46 Ø 20,64 + RZ / + Zub TopKit
1.6 16V	78	05/97→	➡	06/97→ 05/99			03.0137-0267.2 650267 03.0520-8320.3 698320	Ø 200 x 46 + HEB TRW Ø 200 x 46 Ø 20,64 + RZ / + Zub TopKit
 <b>Bremsbackensatz, Feststellbremse</b>								
1.6 16V	76	12/00→		→ 02/05			03.0137-3036.2 653036	Ø 168 x 26 + HEB


































	kw					! #		
<b>DAEWOO - NUBIRA Wagon (KLAN) 07/03→</b>								
 <b>Bremsbackensatz, Feststellbremse</b>								
1.6 1.8	80 90	07/03→ 07/03→			08/03→ 02/05		03.0137-3036.2 653036	Ø 168 x 26 + HEB
<b>DAEWOO - RACER Schrägheck 01/86→12/97</b>								
 <b>Radbremszylinder</b>								
1.5	52	03/95→12/97	➡		→ 08/97		03.3217-3512.3 020032	Lucas Ø 17,46 GG
<b>Zubehörsatz, Bremsbacken</b>								
1.5	52	03/95→12/97	➡		→ 08/97		03.0137-9167.2 669167	
 <b>Bremstrommel</b>								
1.5	52	03/95→12/97	➡		→ 08/97		24.0220-0001.2 480013	Ø 200,0 x 53,5 / 201,3
 <b>Bremsbackensatz</b>								
1.5	52	03/95→12/97	➡		→ 08/97		03.0137-0267.2 650267 03.0520-3717.3 693717	Ø 200 x 46 + HEB Ø 200 x 46 Ø 17,46 + RZ / + Zub TopKit
 <b>Seilzug, Feststellbremse</b>								
1.5	52	03/95→12/97	➡	⬇	→ 08/97; Trommelbremse	1	24.3727-0730.2 580730	L= 1.272 L2= 1.676 + Zub
<b>DAEWOO - REZZO (KLAU) 06/00→</b>								
 <b>Radbremszylinder</b>								
1.6 1.8 1.8 1.8 2.0 2.0	77 67 72 74 89 94	09/00→ 09/00→ 09/00→ 09/00→ 09/01→ 09/00→	➡		→ 08/05		24.3220-1747.3 020583	Ø 20,64 GG
1.6 SX	66	08/01→12/04	➡				24.3220-1747.3 020583	Ø 20,64 GG
<b>DAEWOO - TOSCA 02/06→</b>								
 <b>Bremsbackensatz, Feststellbremse</b>								
2.0 XT 2.5 Executive	105 115	02/06→ 02/06→			→ 12/10		03.0137-3036.2 653036	Ø 168 x 26 + HEB
<b>DAIHATSU - APPLAUSE I (A101, A111) 06/89→07/97</b>								
<b>Zubehörsatz, Bremsbacken</b>								
1.6 16V (A101) 1.6 16V (A101)	66 77	06/89→07/97 06/89→07/97	➡		- ABS		03.0137-9271.2 669271	
1.6 16V 4WD (A111)	77	06/89→07/97	➡				03.0137-9271.2 669271	
 <b>Bremsbackensatz</b>								
1.6 16V (A101) 1.6 16V (A101)	66 77	06/89→07/97 06/89→07/97	➡		- ABS		03.0137-0315.2 650315	Ø 200 x 32
1.6 16V 4WD (A111)	77	06/89→07/97	➡				03.0137-0315.2 650315	Ø 200 x 32
<b>DAIHATSU - APPLAUSE II (A101) 07/97→05/00</b>								
<b>Zubehörsatz, Bremsbacken</b>								
1.6 16V (A101)	73	07/97→05/00	➡				03.0137-9271.2 669271	
 <b>Bremsbackensatz</b>								
1.6 16V (A101)	73	07/97→05/00	➡				03.0137-0315.2 650315	Ø 200 x 32
<b>DAIHATSU - CHARADE 05/11→</b>								
 <b>Radbremszylinder</b>								
1.33 16V	73	05/11→	➡		→ 01/13		24.3220-1728.3 020509	Ø 20,64 ALU
<b>Zubehörsatz, Bremsbacken</b>								
1.33 16V	73	05/11→	➡		→ 01/13		03.0137-9280.2 669280	
 <b>Bremsbackensatz</b>								
1.33 16V ↓	73	05/11→	➡		→ 01/13		03.0137-0502.2 650502	Ø 203 x 38 + HEB













	kw					! #		
<b>DAIHATSU - CHARADE 05/11 →</b>								
 <b>Seilzug, Feststellbremse</b>								
1.33 16V	73	05/11 →	➔	<input type="checkbox"/> ; → 01/13; Trommelbremse		24.3727-1937.2	581937	L= 1.555
			➔	<input checked="" type="checkbox"/> ; → 01/13; Trommelbremse		24.3727-1938.2	581938	L= 1.600
<b>DAIHATSU - CHARADE (L2_) 03/03 →</b>								
 <b>Radbremszylinder</b>								
1.0	51	03/03 →	➔	05/03 → 08/07		24.3217-1737.3	020574	Ø 17,46 ALU
1.0 (L251S)	43	03/03 →						
 <b>Bremstrommel</b>								
1.0	51	03/03 →	➔	05/03 → 08/07; - ABS		24.0216-5004.2	480183	Ø 165,0 x 33,5 / 166
1.0 (L251S)	43	03/03 →						- RLG / - ABS Ring / mit Radbefestigungsbolzen
 <b>Bremsbackensatz</b>								
1.0	51	03/03 →	➔	09/03 → 08/07		03.0137-0475.2	650475	Ø 165 x 26 - HEB
1.0 (L251S)	43	03/03 →						
<b>DAIHATSU - CHARADE IV (G200, G202) 01/93 → 09/00</b>								
<b>Zubehörsatz, Bremsbacken</b>								
1.3	44	09/96 → 11/99	➔	- ABS		03.0137-9126.2	669126	
1.3 16V	55	05/96 → 11/99						
1.3 i 16V	62	01/93 → 09/00						
1.5 i 16V	66	01/97 → 11/99						
 <b>Bremsbackensatz</b>								
1.3	44	09/96 → 11/99	➔	- ABS		03.0137-0186.2	650186	Ø 180 x 28
1.3 16V	55	05/96 → 11/99						
1.3 i 16V	62	01/93 → 09/00						
1.5 i 16V	66	01/97 → 11/99						
<b>DAIHATSU - CHARADE IV Stufenheck (G203) 03/93 → 01/01</b>								
<b>Zubehörsatz, Bremsbacken</b>								
1.5 16V	55	10/94 → 01/01	➔	→ 11/99; - ABS		03.0137-9126.2	669126	
1.5 i 16V	66	06/94 → 11/99	➔	08/94 →; - ABS		03.0137-9126.2	669126	
 <b>Bremsbackensatz</b>								
1.5 16V	55	10/94 → 01/01	➔	→ 11/99; - ABS		03.0137-0186.2	650186	Ø 180 x 28
1.5 i 16V	66	06/94 → 11/99	➔	08/94 →; - ABS		03.0137-0186.2	650186	Ø 180 x 28
<b>DAIHATSU - COPEN (L880_, L881_) 03/02 → 09/12</b>								
 <b>Radbremszylinder</b>								
0.7	47	09/03 → 09/12	➔	→ 07/12		24.3217-1732.3	020558	Ø 17,46 ALU
1.3	64	03/06 → 09/12						
0.7 (L880)	50	09/03 → 12/07	➔			24.3217-1732.3	020558	Ø 17,46 ALU
 <b>Bremsbackensatz</b>								
0.7	47	09/03 → 09/12	➔	10/05 → 07/12		03.0137-0406.2	650406	Ø 180 x 38 - HEB
			➔	→ 09/05		03.0137-0406.2	650406	Ø 180 x 38 - HEB
0.7 (L880)	50	09/03 → 12/07	➔	10/05 →		03.0137-0406.2	650406	Ø 180 x 38 - HEB
			➔	→ 09/05		03.0137-0406.2	650406	Ø 180 x 38 - HEB
1.3	64	03/06 → 09/12	➔	→ 07/12		03.0137-0406.2	650406	Ø 180 x 38 - HEB
<b>DAIHATSU - CUORE IV (L501) 08/94 → 12/99</b>								
 <b>Bremsbackensatz</b>								
0.7 4WD	48	10/97 → 05/99	➔			03.0137-0404.2	650404	Ø 165 x 28 - HEB
0.8	32	01/95 → 08/98	➔	→ 10/96		03.0137-0404.2	650404	Ø 165 x 28 - HEB
<b>DAIHATSU - CUORE V (L5) 11/96 → 10/98</b>								
 <b>Bremsbackensatz</b>								
0.8	31	11/96 → 10/98	➔			03.0137-0404.2	650404	Ø 165 x 28 - HEB
<b>DAIHATSU - CUORE V (L7_) 10/98 → 05/03</b>								
 <b>Radbremszylinder</b>								
1.0	40	11/98 → 09/00	➔	+ ABS		24.3217-1732.3	020558	Ø 17,46 ALU
↓								












	kw					! #		
<b>DAIHATSU - CUORE V (L7_) 10/98→05/03</b>								
 <b>Radbremszylinder</b>								
1.0 i (L701)	41	10/98→05/03	➔	+ ABS		24.3217-1732.3	020558	Ø 17,46 ALU
1.0 DVVT	43	10/00→02/03	➔	10/02→ 12/02; - ABS		24.3217-1724.3	020523	Ø 17,46 ALU
			➔	→ 09/02; + ABS		24.3217-1732.3	020558	Ø 17,46 ALU
			➔	10/02→ 12/02; + ABS		24.3217-1732.3	020558	Ø 17,46 ALU
 <b>Bremstrommel</b>								
1.0	40	11/98→09/00	➔	- ABS		24.0216-5004.2	480183	Ø 165,0 x 33,5 / 166
1.0 i (L701)	41	10/98→05/03						- RLG / - ABS Ring / mit Radbefestigungsbolzen
 <b>Bremsbackensatz</b>								
1.0	40	11/98→09/00	➔	→ 09/99; - ABS		03.0137-0404.2	650404	Ø 165 x 28 - HEB
			➔	10/99→; + ABS		03.0137-0406.2	650406	Ø 180 x 38 - HEB
			➔	10/99→; - ABS		03.0137-0417.2	650417	Ø 165 x 28 - HEB
1.0 i (L701)	41	10/98→05/03	➔	+ ABS		03.0137-0406.2	650406	Ø 180 x 38 - HEB
			➔	- ABS		03.0137-0417.2	650417	Ø 165 x 28 - HEB
<b>DAIHATSU - CUORE VI (L251, L250_, L260_) 03/03→</b>								
 <b>Radbremszylinder</b>								
1.0	43	05/03→	➔	→ 08/07		24.3217-1737.3	020574	Ø 17,46 ALU
 <b>Bremstrommel</b>								
1.0	43	05/03→	➔	→ 08/07; - ABS		24.0216-5004.2	480183	Ø 165,0 x 33,5 / 166 - RLG / - ABS Ring / mit Radbefestigungsbolzen
 <b>Bremsbackensatz</b>								
1.0	43	05/03→	➔	09/03→ 08/07		03.0137-0475.2	650475	Ø 165 x 26 - HEB
<b>DAIHATSU - CUORE VII (L275_, L285_, L276_) 12/06→</b>								
 <b>Radbremszylinder</b>								
1.0	51	04/07→	➔	☐; 09/07→ 01/13; + ESP		24.3217-1721.3	020489	Ø 17,46 ALU
			➔	☐; 09/07→ 01/13; + ESP		24.3217-1722.3	020490	Ø 17,46 ALU
			➔	09/07→ 01/13; - ESP		24.3217-1737.3	020574	Ø 17,46 ALU
 <b>Bremsbackensatz</b>								
1.0	51	04/07→	➔	09/07→ 01/13; - ESP		03.0137-0475.2	650475	Ø 165 x 26 - HEB
			➔	09/07→ 01/13; + ESP		03.0137-0489.2	650489	Ø 180 x 28 - HEB
<b>DAIHATSU - FEROZA Hard Top (F300) 10/88→12/99</b>								
 <b>Bremsbackensatz</b>								
1.6 16V 4WD	63	10/88→12/99	➔	→ 12/95		03.0137-0316.2	650316	Ø 254 x 45
1.6 i 16V 4x4	70	10/88→12/99						
<b>DAIHATSU - FEROZA Soft Top (F300) 10/88→12/99</b>								
 <b>Bremsbackensatz</b>								
1.6 16V	63	10/88→12/99	➔	→ 12/95		03.0137-0316.2	650316	Ø 254 x 45
1.6 i 16V	70	10/88→12/99						
<b>DAIHATSU - MATERIA (M4_) 10/06→</b>								
 <b>Radbremszylinder</b>								
1.3	67	10/06→	➔	☐; → 07/12		24.3217-1721.3	020489	Ø 17,46 ALU
1.5	76	10/06→						
1.5 ECO 4WD	76	10/06→	➔	☐; → 07/12		24.3217-1722.3	020490	Ø 17,46 ALU
 <b>Bremsbackensatz</b>								
1.3	67	10/06→	➔	→ 07/12		03.0137-0489.2	650489	Ø 180 x 28 - HEB
1.5	76	10/06→						
<b>DAIHATSU - MOVE (L6_, L9_) 06/94→09/02</b>								
 <b>Radbremszylinder</b>								
1.0 i	41	10/98→09/02	➔	→ 11/00; + ABS		24.3217-1732.3	020558	Ø 17,46 ALU
↓								

	kw			 	! #		
<b>DAIHATSU - MOVE (L6_, L9_) 06/94→09/02</b>							
 <b>Bremstrommel</b>							
1.0 i	41	10/98→09/02	➔	→ 11/00; - ABS		24.0216-5004.2 480183	Ø 165,0 x 33,5 / 166 - RLG / - ABS Ring / mit Rad- festigungsbolzen
 <b>Bremsbackensatz</b>							
0.8	31	10/96→09/02	➔	05/98→ 09/98		03.0137-0404.2 650404	Ø 165 x 28 - HEB
1.0 i	41	10/98→09/02	➔	→ 09/99; - ABS		03.0137-0404.2 650404	Ø 165 x 28 - HEB
				09/99→ 11/00; + ABS		03.0137-0406.2 650406	Ø 180 x 38 - HEB
				10/99→ 11/00; - ABS		03.0137-0417.2 650417	Ø 165 x 28 - HEB
<b>DAIHATSU - ROCKY Hard Top (F7, F8) 06/84→12/98</b>							
 <b>Bremsbackensatz</b>							
2.8 D	54	02/85→12/98	➔			03.0137-0316.2 650316	Ø 254 x 45
2.8 TD	72	05/93→12/98					
2.8 TD	75	09/91→12/98					
<b>DAIHATSU - ROCKY Soft Top (F7, F8) 02/85→12/98</b>							
 <b>Bremsbackensatz</b>							
2.8 D	54	02/85→12/98	➔			03.0137-0316.2 650316	Ø 254 x 45
2.8 TD	75	09/91→12/98					
<b>DAIHATSU - SIRION (M1) 04/98→04/05</b>							
 <b>Radbremszylinder</b>							
1.0	40	04/98→10/00	➔	→ 08/00		24.3217-1732.3 020558	Ø 17,46 ALU
1.0 i (M100)	41	04/98→09/00					
1.0 i 1.3 Sport	43	09/00→01/05	➔	→ 01/02		24.3217-1732.3 020558	Ø 17,46 ALU
	75	08/00→01/05		02/02→ 12/04			
1.0 i 4WD	43	09/00→01/05	➔	02/02→ 12/04		24.3217-1732.3 020558	Ø 17,46 ALU
1.3 Rally	81	06/02→03/05	➔	→ 12/04		24.3217-1732.3 020558	Ø 17,46 ALU
1.3 Rally 4WD	81	06/02→03/05					
1.3 Sport 4WD	75	08/00→03/05					
 <b>Bremsbackensatz</b>							
1.0	40	04/98→10/00	➔	09/99→ 08/00		03.0137-0406.2 650406	Ø 180 x 38 - HEB
1.0 i (M100)	41	04/98→09/00					
1.0 i	43	09/00→01/05	➔	→ 12/04		03.0137-0406.2 650406	Ø 180 x 38 - HEB
1.3 Rally	81	06/02→03/05					
1.3 Sport	75	08/00→01/05					
<b>DAIHATSU - SIRION (M3_) 01/05→</b>							
 <b>Radbremszylinder</b>							
1.0	51	01/05→	➔	☐; → 01/13		24.3217-1721.3 020489	Ø 17,46 ALU
1.0 DVVT 4WD	51	04/05→					
1.3	64	01/05→	➔	☐; → 01/13		24.3217-1722.3 020490	Ø 17,46 ALU
1.3	67	03/08→					
1.5	76	03/08→					
 <b>Bremsbackensatz</b>							
1.0	51	01/05→	➔	→ 01/13		03.0137-0489.2 650489	Ø 180 x 28 - HEB
1.0 DVVT 4WD	51	04/05→					
1.3	64	01/05→					
1.3	67	03/08→					
1.5	76	03/08→					
<b>DAIHATSU - TERIOS (J1_) 05/97→10/06</b>							
 <b>Radbremszylinder</b>							
1.3	63	09/01→10/05	➔	☐		24.3220-1744.3 020578	Ø 20,64 ALU
1.3 4WD	63	10/00→10/05					
1.3 VVT-i Turbo 4WD	103	10/02→10/05	➔	☐		24.3220-1745.3 020579	Ø 20,64 ALU
1.3 4WD	61	10/97→10/00	➔	☐; → 09/00		24.3220-1744.3 020578	Ø 20,64 ALU
				☐; → 09/00			
 <b>Bremstrommel</b>							
1.3	63	09/01→10/05	➔	- ABS		24.0222-8036.1 480196	Ø 228,6 x 58 / 230,6
1.3 4WD	63	10/00→10/05					
1.3 VVT-i Turbo 4WD	103	10/02→10/05					
1.3 4WD	61	10/97→10/00	➔	→ 09/00; - ABS		24.0222-8036.1 480196	Ø 228,6 x 58 / 230,6
↓							








	kw					! #		
<b>DAIHATSU - TERIOS (J1_) 05/97→10/06</b>								
 <b>Bremsbackensatz</b>								
1.3	63	09/01→10/05	➔			03.0137-0398.2	650398	Ø 229 x 42 + HEB
1.3 4WD	63	10/00→10/05						
1.3 VVT-i Turbo 4WD	103	10/02→10/05						
<b>DAIHATSU - TERIOS (J2_) 11/05→</b>								
 <b>Bremstrommel</b>								
1.3 VVT-i	63	11/05→	➔	→ 01/13		24.0222-8036.1	480196	Ø 228,6 x 58 / 230,6
1.3 VVT-i 4x4	63	11/05→						
1.5 4x4	77	05/06→						
1.5 VVT-i	80	12/06→						
1.5 VVT-i [RWD]	75	09/10→						
1.5 VVT-i [RWD]	77	11/05→						
1.5 VVT-i 4x4	75	09/10→						
 <b>Bremsbackensatz</b>								
1.3 VVT-i	63	11/05→	➔	→ 01/13		03.0137-0492.2	650492	Ø 228 x 42 - HEB
1.3 VVT-i 4x4	63	11/05→						
1.5 4x4	77	05/06→						
1.5 VVT-i	80	12/06→						
1.5 VVT-i [RWD]	75	09/10→						
1.5 VVT-i [RWD]	77	11/05→						
1.5 VVT-i 4x4	75	09/10→						
<b>DAIHATSU - TREVIS 06/06→</b>								
 <b>Radbremsszylinder</b>								
1.0	43	06/06→	➔	→ 09/09		24.3217-1724.3	020523	Ø 17,46 ALU
 <b>Bremsbackensatz</b>								
1.0	43	06/06→	➔	→ 09/09		03.0137-0494.2	650494	Ø 165 x 28 - HEB
<b>DAIHATSU - YRV (M2) 02/01→</b>								
 <b>Radbremsszylinder</b>								
1.0	43	02/01→	➔	→ 01/02		24.3217-1732.3	020558	Ø 17,46 ALU
1.3	64	02/01→						
 <b>Bremsbackensatz</b>								
1.0	43	02/01→	➔	→ 08/06		03.0137-0406.2	650406	Ø 180 x 38 - HEB
1.3	64	02/01→						
1.3 GTi	95	07/02→						
<b>DS - DS 3 04/15→</b>								
 <b>Radbremsszylinder</b>								
1.2 THP 110	81	04/15→	➔	Br.trommeldurchm.außen [mm]: 228		24.3220-1732.3	020514	BOS Ø 20,64 ALU
1.2 THP 130	96	09/15→						
1.6 BlueHDi 75	55	07/15→	➔	Br.trommeldurchm.außen [mm]: 203		24.3220-1741.3	020548	Ø 20,64 ALU
1.2 VTi 82	60	04/15→	➔	Br.trommeldurchm.außen [mm]: 203		24.3220-1741.3	020548	Ø 20,64 ALU
1.6 BlueHDi 100	73	04/15→						
<b>Zubehörsatz, Bremsbacken</b>								
1.2 THP 110	81	04/15→	➔			03.0137-9228.2	669228	BDX
1.2 THP 130	96	09/15→						
1.6 BlueHDi 75	55	07/15→				03.0137-9281.2	669281	
1.2 VTi 82	60	04/15→	➔			03.0137-9281.2	669281	
1.6 BlueHDi 100	73	04/15→						
 <b>Bremstrommel</b>								
1.2 THP 110	81	04/15→	➔			24.0222-9701.2	480219	Ø 228,6 x 51 / 230,1 + RLG / + ABS Ring
1.2 THP 130	96	09/15→						
1.6 BlueHDi 75	55	07/15→						
 <b>Bremsbackensatz</b>								
1.2 THP 110	81	04/15→	➔			03.0137-0491.2	650491	Ø 228 x 42 + HEB
1.2 THP 130	96	09/15→				03.0137-0504.2	650504	BOS Ø 203 x 39 + HEB
1.6 BlueHDi 75	55	07/15→				03.0520-9420.3	699420	BOS Ø 228 x 42 Ø 20,64 + RZ / + Zub TopKit
						03.0520-9620.3	699620	Ø 203 x 39 Ø 20,64 + RZ / + Zub TopKit
1.2 VTi 82	60	04/15→	➔			03.0137-0504.2	650504	BOS Ø 203 x 39 + HEB
1.6 BlueHDi 100	73	04/15→				03.0520-9620.3	699620	Ø 203 x 39 Ø 20,64 + RZ / + Zub TopKit












	kw			 	! #		
<b>DS - DS 3 Cabriolet 07/15→</b>							
 <b>Radbremszylinder</b>							
1.2 THP 130	96	09/15→	➔	Br.trommeldurchm.außen [mm]: 228	24.3220-1732.3	020514	BOS Ø 20,64 ALU
			➔	Br.trommeldurchm.außen [mm]: 203	24.3220-1741.3	020548	Ø 20,64 ALU
1.2 VTi 82	60	07/15→	➔	Br.trommeldurchm.außen [mm]: 203	24.3220-1741.3	020548	Ø 20,64 ALU
1.6 BlueHDi 100	73	07/15→					
<b>Zubehörsatz, Bremsbacken</b>							
1.2 THP 130	96	09/15→	➔		03.0137-9228.2	669228	BDX
					03.0137-9281.2	669281	
1.2 VTi 82	60	07/15→	➔		03.0137-9281.2	669281	
1.6 BlueHDi 100	73	07/15→					
 <b>Bremstrommel</b>							
1.2 THP 130	96	09/15→	➔		24.0222-9701.2	480219	Ø 228,6 x 51 / 230,1 + RLG / + ABS Ring
 <b>Bremsbackensatz</b>							
1.2 THP 130	96	09/15→	➔		03.0137-0491.2	650491	Ø 228 x 42 + HEB
					03.0137-0504.2	650504	BOS Ø 203 x 39 + HEB
					03.0520-9420.3	699420	BOS Ø 228 x 42 Ø 20,64 + RZ / + Zub TopKit
					03.0520-9620.3	699620	Ø 203 x 39 Ø 20,64 + RZ / + Zub TopKit
1.2 VTi 82	60	07/15→	➔		03.0137-0504.2	650504	BOS Ø 203 x 39 + HEB
1.6 BlueHDi 100	73	07/15→			03.0520-9620.3	699620	Ø 203 x 39 Ø 20,64 + RZ / + Zub TopKit
<b>FIAT - 126 (126_) 09/72→09/00</b>							
 <b>Radbremszylinder</b>							
650	18	07/81→09/00	← → 08/87		24.3223-0802.3	020286	Fiat Ø 23,81 GG
			➔ → 08/87		24.3219-0801.3	020181	Fiat Ø 19,05 GG
700	19	09/87→06/96	← → 07/90		24.3223-0802.3	020286	Fiat Ø 23,81 GG
			➔ → 07/90		24.3219-0801.3	020181	Fiat Ø 19,05 GG
<b>Zubehörsatz, Bremsbacken</b>							
650	18	07/81→09/00	← → 08/87		03.0137-9021.2	669021	Fiat
			➔ → 08/87		03.0137-9021.2	669021	Fiat
700	19	09/87→06/96	← → 07/90		03.0137-9021.2	669021	Fiat
			➔ → 07/90		03.0137-9021.2	669021	Fiat
 <b>Bremstrommel</b>							
650	18	07/81→09/00	← → 08/87		24.0218-5001.1	480012	Ø 185,0 x 37 / 186,8
			➔ → 08/87		24.0218-5001.1	480012	Ø 185,0 x 37 / 186,8
700	19	09/87→06/96	← → 07/90		24.0218-5001.1	480012	Ø 185,0 x 37 / 186,8
			➔ → 07/90		24.0218-5001.1	480012	Ø 185,0 x 37 / 186,8
 <b>Bremsbackensatz</b>							
650	18	07/81→09/00	← → 08/87		03.0137-0015.2	650015	Fiat Ø 185 x 31
			➔ → 08/87		03.0137-0015.2	650015	Fiat Ø 185 x 31
700	19	09/87→06/96	← → 07/90		03.0137-0015.2	650015	Fiat Ø 185 x 31
			➔ → 07/90		03.0137-0015.2	650015	Fiat Ø 185 x 31
<b>FIAT - 500 (312_) 10/07→</b>							
 <b>Radbremszylinder</b>							
0.9	44	12/13→	➔		24.3220-1738.3	020545	Ø 20,64 ALU
0.9	48	09/12→					
0.9	59	12/13→					
0.9	63	07/10→					
1.2 LPG	51	12/10→					
1.3 D Multijet	57	06/16→					
1.2	51	10/07→	➔ → 05/10		24.3220-1108.3	020219	BDX Ø 20,64 GG
1.3 D Multijet	55	10/07→					
1.3 D Multijet	70	12/09→	➔ 06/10→		24.3220-1738.3	020545	Ø 20,64 ALU
↓							

	kw			 	! #		
<b>FIAT - 500 (312_) 10/07→</b>							
<b>Zubehörsatz, Bremsbacken</b>							
0.9	44	12/13→	➔			03.0137-9247.2 669247	AP
0.9	48	09/12→					
0.9	59	12/13→					
0.9	63	07/10→					
1.2 LPG	51	12/10→					
1.3 D Multijet	57	06/16→					
1.2	51	10/07→	➔	06/10→		03.0137-9247.2 669247	AP
1.3 D Multijet	55	10/07→					
1.3 D Multijet	70	12/09→	➔	→ 05/10		03.0137-9303.2 669303	BOS
<b> Bremstrommel</b>							
0.9	44	12/13→	➔			24.0218-0011.1 480006	Ø 180,0 x 40 / 181,4
0.9	48	09/12→					
0.9	59	12/13→					
0.9	63	07/10→					
1.2	51	10/07→					
1.2 LPG	51	12/10→					
1.3 D Multijet	55	10/07→					
1.3 D Multijet	57	06/16→					
1.3 D Multijet	70	12/09→					
<b> Bremsbackensatz</b>							
0.9	44	12/13→	➔			03.0137-0506.2 650506	Ø 180 x 32 + HEB
0.9	48	09/12→				03.0521-0520.3 690112	Ø 180 x 32 Ø 20,64 + RZ / + Zub TopKit
0.9	59	12/13→					
0.9	63	07/10→					
1.2 LPG	51	12/10→					
1.3 D Multijet	57	06/16→					
1.2	51	10/07→	➔	→ 05/10		03.0137-0462.2 650462	BOS Ø 180 x 32 + HEB
1.3 D Multijet	55	10/07→				03.0520-8220.3 698220	BOS Ø 180 x 32 Ø 20,64 + RZ / + Zub TopKit
1.3 D Multijet	70	12/09→					
			➔	06/10→		03.0137-0506.2 650506	Ø 180 x 32 + HEB
						03.0521-0520.3 690112	Ø 180 x 32 Ø 20,64 + RZ / + Zub TopKit
<b>FIAT - 500 C (312_) 09/09→</b>							
<b> Radbremszylinder</b>							
0.9	44	12/13→	➔			24.3220-1738.3 020545	Ø 20,64 ALU
0.9	48	09/12→					
0.9	63	09/09→	➔	→ 05/10		24.3220-1108.3 020219	BDX Ø 20,64 GG
1.2	51	09/09→					
1.3 D Multijet	55	09/09→	➔	06/10→		24.3220-1738.3 020545	Ø 20,64 ALU
1.3 D Multijet	70	09/09→					
<b>Zubehörsatz, Bremsbacken</b>							
0.9	44	12/13→	➔			03.0137-9247.2 669247	AP
0.9	48	09/12→					
0.9	63	09/09→	➔	06/10→		03.0137-9247.2 669247	AP
1.2	51	09/09→					
1.3 D Multijet	55	09/09→	➔	→ 05/10		03.0137-9303.2 669303	BOS
1.3 D Multijet	70	09/09→					
<b> Bremstrommel</b>							
0.9	44	12/13→	➔			24.0218-0011.1 480006	Ø 180,0 x 40 / 181,4
0.9	48	09/12→					
0.9	63	09/09→					
1.2	51	09/09→					
1.3 D Multijet	55	09/09→					
1.3 D Multijet	70	09/09→					
<b> Bremsbackensatz</b>							
0.9	44	12/13→	➔			03.0137-0506.2 650506	Ø 180 x 32 + HEB
0.9	48	09/12→				03.0521-0520.3 690112	Ø 180 x 32 Ø 20,64 + RZ / + Zub TopKit
0.9	63	09/09→	➔	→ 05/10		03.0137-0462.2 650462	BOS Ø 180 x 32 + HEB
1.2	51	09/09→				03.0520-8220.3 698220	BOS Ø 180 x 32 Ø 20,64 + RZ / + Zub TopKit
1.3 D Multijet	55	09/09→					
1.3 D Multijet	70	09/09→	➔	06/10→		03.0137-0506.2 650506	Ø 180 x 32 + HEB
						03.0521-0520.3 690112	Ø 180 x 32 Ø 20,64 + RZ / + Zub TopKit
<b>FIAT - 500L (351_, 352_) 09/12→</b>							
<b>Zubehörsatz, Bremsbacken</b>							
0.9	77	09/12→	➔			03.0137-9309.2 669309	AP
0.9 Natural Power	59	04/17→					
↓							












	kw			 	! #		
<b>FIAT - 500L (351_, 352_) 09/12→</b>							
<b>Zubehörsatz, Bremsbacken</b>							
0.9 Natural Power	63	03/13→	➔			03.0137-9309.2	669309 AP
1.3 D Multijet	62	09/12→					
1.3 D Multijet	70	06/14→					
1.4	70	09/12→					
1.6 D Multijet	77	09/12→					
<b> Bremsbackensatz</b>							
0.9	77	09/12→	➔			03.0137-0526.2	650526 AP Ø 229 x 43 + HEB
0.9 Natural Power	59	04/17→					
0.9 Natural Power	63	03/13→					
1.3 D Multijet	62	09/12→					
1.3 D Multijet	70	06/14→					
1.4	70	09/12→					
1.6 D Multijet	77	09/12→					
<b>FIAT - BARCHETTA (183_) 03/95→05/05</b>							
<b> Seilzug, Feststellbremse</b>							
1.8 16V	96	04/95→05/05	➔	↓; → 10/04; Scheibenbremse	2	24.3727-0549.2	580549 L= 1.521
<b>FIAT - BRAVA (182_) 10/95→06/03</b>							
<b> Radbremszylinder</b>							
1.2 16V	64	12/98→12/02	➔	→ 10/01; - ABS		24.3222-1126.3	020358 AP Ø 22,2 GG
1.2 16V 80	60	12/98→12/02	➔	→ 10/01; + ABS		24.3222-1724.3	020466 Ø 22,2 ALU
1.2 16V 80	59	10/00→10/01	➔	- ABS		24.3222-1126.3	020358 AP Ø 22,2 GG
			➔	+ ABS		24.3222-1724.3	020466 Ø 22,2 ALU
1.4 (182.BG)	55	10/95→10/01	➔	- ABS		24.3222-1126.3	020358 AP Ø 22,2 GG
1.4 12 V (182.BA)	59	10/95→08/98	➔			24.3222-1724.3	020466 Ø 22,2 ALU
1.9 D	48	10/95→10/01	➔	+ ABS; →VET 4255655		24.3222-1707.3	020104 BDX Ø 22,2 GG
			➔	VET 4255656→; + ABS		24.3222-1724.3	020466 Ø 22,2 ALU
1.6 16V (182.BB)	76	02/96→10/01	➔	→VET 4255655		24.3222-1707.3	020104 BDX Ø 22,2 GG
1.6 16V (182.BH)	66	10/95→10/01	➔				
1.8 GT 16V (182.BC)	83	10/95→10/01	➔	VET 4255656→		24.3222-1724.3	020466 Ø 22,2 ALU
1.6 16V (182.BU)	76	01/99→12/02	➔			24.3222-1724.3	020466 Ø 22,2 ALU
1.9 JTD	74	09/00→10/01					
1.9 JTD 105	77	12/98→10/01					
2.0	113	09/98→08/00					
1.9 JTD	79	01/01→12/02	➔	→ 10/01		24.3222-1724.3	020466 Ø 22,2 ALU
1.9 TD 100 S (182.BF)	74	03/96→10/01	➔	06/96→; →VET 4255655		24.3222-1707.3	020104 BDX Ø 22,2 GG
1.9 TD 75 S (182.BF)	55	03/96→10/01	➔	VET 4255656→		24.3222-1724.3	020466 Ø 22,2 ALU
<b>Zubehörsatz, Bremsbacken</b>							
1.2 16V	64	12/98→12/02	➔	→ 10/01; - ABS		03.0137-9179.2	669179 AP
1.2 16V 80	60	12/98→12/02	➔	→ 10/01; + ABS		03.0137-9244.2	669244 AP
1.2 16V 80	59	10/00→10/01	➔	- ABS		03.0137-9179.2	669179 AP
			➔	+ ABS		03.0137-9244.2	669244 AP
1.4 (182.BG)	55	10/95→10/01	➔	+ ABS; →VET 4255655		03.0137-9125.2	669125 BDX
1.4 12 V (182.BA)	59	10/95→08/98	➔				
1.9 D	48	10/95→10/01	➔	- ABS		03.0137-9179.2	669179 AP
			➔	VET 4255656→; + ABS		03.0137-9244.2	669244 AP
1.6 16V (182.BB)	76	02/96→10/01	➔	→VET 4255655		03.0137-9125.2	669125 BDX
1.6 16V (182.BH)	66	10/95→10/01	➔				
1.8 GT 16V (182.BC)	83	10/95→10/01	➔	VET 4255656→		03.0137-9244.2	669244 AP
1.6 16V (182.BU)	76	01/99→12/02	➔			03.0137-9244.2	669244 AP
1.9 JTD	74	09/00→10/01					
1.9 JTD 105	77	12/98→10/01					
2.0	113	09/98→08/00					
1.9 JTD	79	01/01→12/02	➔	→ 10/01		03.0137-9244.2	669244 AP
1.9 TD 100 S (182.BF)	74	03/96→10/01	➔	06/96→; →VET 4255655		03.0137-9125.2	669125 BDX
1.9 TD 75 S (182.BF)	55	03/96→10/01	➔	VET 4255656→		03.0137-9244.2	669244 AP
<b> Bremstrommel</b>							
1.2 16V	64	12/98→12/02	➔	→ 10/01; - ABS		24.0218-0011.1	480006 Ø 180,0 x 40 / 181,4
1.2 16V 80	60	12/98→12/02	➔	→ 10/01; + ABS		24.0220-3007.1	480064 Ø 203,0 x 48,5 / 204,7
1.2 16V 80	59	10/00→10/01	➔	- ABS		24.0218-0011.1	480006 Ø 180,0 x 40 / 181,4
1.4 (182.BG)	55	10/95→10/01					


























	kw			 	! #		
<b>FIAT - BRAVA (182_) 10/95—06/03</b>							
<b>Bremstrommel</b>							
1.4 12 V (182.BA) 1.9 D	59 48	10/95→08/98 10/95→10/01	➡	+ ABS		24.0220-3007.1 480064	Ø 203,0 x 48,5 / 204,7
1.6 16V (182.BB) 1.6 16V (182.BH) 1.6 16V (182.BU) 1.8 GT 16V (182.BC) 1.9 JTD 1.9 JTD 105	76 66 76 83 74 77	02/96→10/01 10/95→10/01 01/99→12/02 10/95→10/01 09/00→10/01 12/98→10/01	➡			24.0220-3007.1 480064	Ø 203,0 x 48,5 / 204,7
1.9 JTD	79	01/01→12/02	➡	→ 10/01		24.0220-3007.1 480064	Ø 203,0 x 48,5 / 204,7
1.9 TD 100 S (182.BF) 1.9 TD 75 S (182.BF)	74 55	03/96→10/01 03/96→10/01	➡	06/96→		24.0220-3007.1 480064	Ø 203,0 x 48,5 / 204,7
<b>Bremsbackensatz</b>							
1.2 16V 1.2 16V 80	64 60	12/98→12/02 12/98→12/02	➡	→ 10/01; - ABS		03.0137-0274.2 650274 03.0520-5222.3 695222	AP Ø 180 x 32 + HEB + RZ / + Zub TopKit
			➡	→ 10/01; + ABS		03.0137-0345.2 650345 03.0520-6822.3 696822	AP Ø 203 x 38 + HEB AP Ø 203 x 38 Ø 22,2 + RZ / + Zub TopKit
1.2 16V 80	59	10/00→10/01	➡	- ABS		03.0137-0274.2 650274 03.0520-5222.3 695222	AP Ø 180 x 32 + HEB AP Ø 180 x 32 Ø 22,2 + RZ / + Zub TopKit
			➡	+ ABS		03.0137-0345.2 650345 03.0520-6822.3 696822	AP Ø 203 x 38 + HEB AP Ø 203 x 38 Ø 22,2 + RZ / + Zub TopKit
1.4 (182.BG) 1.4 12 V (182.BA) 1.9 D	55 59 48	10/95→10/01 10/95→08/98 10/95→10/01	➡	+ ABS; →VET 4255655		03.0137-0262.2 650262 03.0520-6722.3 696722	BDX Ø 203 x 39 BDX Ø 203 x 39 Ø 22,2 + RZ / + Zub TopKit
			➡	- ABS		03.0137-0274.2 650274 03.0520-5222.3 695222	AP Ø 180 x 32 + HEB AP Ø 180 x 32 Ø 22,2 + RZ / + Zub TopKit
			➡	VET 4255656→; + ABS		03.0137-0345.2 650345 03.0520-6822.3 696822	AP Ø 203 x 38 + HEB AP Ø 203 x 38 Ø 22,2 + RZ / + Zub TopKit
1.6 16V (182.BB) 1.6 16V (182.BH) 1.8 GT 16V (182.BC)	76 66 83	02/96→10/01 10/95→10/01 10/95→10/01	➡	→VET 4255655		03.0137-0262.2 650262 03.0520-6722.3 696722	BDX Ø 203 x 39 BDX Ø 203 x 39 Ø 22,2 + RZ / + Zub TopKit
			➡	VET 4255656→		03.0137-0345.2 650345 03.0520-6822.3 696822	AP Ø 203 x 38 + HEB AP Ø 203 x 38 Ø 22,2 + RZ / + Zub TopKit
1.6 16V (182.BU) 1.9 JTD 1.9 JTD 105	76 74 77	01/99→12/02 09/00→10/01 12/98→10/01	➡			03.0137-0345.2 650345 03.0520-6822.3 696822	AP Ø 203 x 38 + HEB AP Ø 203 x 38 Ø 22,2 + RZ / + Zub TopKit
1.9 JTD	79	01/01→12/02	➡	→ 10/01		03.0137-0345.2 650345 03.0520-6822.3 696822	AP Ø 203 x 38 + HEB AP Ø 203 x 38 Ø 22,2 + RZ / + Zub TopKit
1.9 TD 100 S (182.BF) 1.9 TD 75 S (182.BF)	74 55	03/96→10/01 03/96→10/01	➡	06/96→; →VET 4255655		03.0137-0262.2 650262 03.0137-0345.2 650345 03.0520-6822.3 696822	BDX Ø 203 x 39 AP Ø 203 x 38 + HEB AP Ø 203 x 38 Ø 22,2 + RZ / + Zub TopKit
			➡	VET 4255656→		03.0520-6722.3 696722	BDX Ø 203 x 39 Ø 22,2 + RZ / + Zub TopKit
			➡	09/96→; →VET 4255655		03.0520-6722.3 696722	BDX Ø 203 x 39 Ø 22,2 + RZ / + Zub TopKit
2.0	113	09/98→08/00	➡			03.0137-0345.2 650345	AP Ø 203 x 38 + HEB
<b>Seilzug, Feststellbremse</b>							
1.2 16V 1.2 16V 80	64 60	12/98→12/02 12/98→12/02	➡	☐; → 10/01; - ABS; Trommelbremse		24.3727-0535.2 580535	L= 1.370
			➡	☐; → 10/01; - ABS; Trommelbremse		24.3727-0536.2 580536	L= 1.424
			➡	☐; → 10/01; + ABS; Trommelbremse		24.3727-0539.2 580539	L= 1.428
			➡	☐; → 10/01; + ABS; Trommelbremse		24.3727-0540.2 580540	L= 1.383
1.2 16V 80 1.4 (182.BG) 1.4 12 V (182.BA) 1.9 D	59 55 59 48	10/00→10/01 10/95→10/01 10/95→08/98 10/95→10/01	➡	☐; - ABS; Trommelbremse		24.3727-0535.2 580535	L= 1.370
			➡	☐; - ABS; Trommelbremse		24.3727-0536.2 580536	L= 1.424
			➡	☐; + ABS; Trommelbremse		24.3727-0539.2 580539	L= 1.428
			➡	☐; + ABS; Trommelbremse		24.3727-0540.2 580540	L= 1.383
1.6 16V (182.BB) 1.6 16V (182.BH) 1.6 16V (182.BU) 1.8 GT 16V (182.BC)	76 66 76 83	02/96→10/01 10/95→10/01 01/99→12/02 10/95→10/01	➡	☐; Trommelbremse		24.3727-0539.2 580539	L= 1.428
			➡	☐; Trommelbremse		24.3727-0540.2 580540	L= 1.383












	kw			 	! #		
<b>FIAT - BRAVA (182_) 10/95→06/03</b>							
 <b>Seilzug, Feststellbremse</b>							
1.9 JTD	74	09/00→10/01	➡	☐; Trommelbremse		24.3727-0539.2 580539	L= 1.428
1.9 JTD 105	77	12/98→10/01	➡	☐; Trommelbremse		24.3727-0540.2 580540	L= 1.383
2.0	113	09/98→08/00	➡	☐; Trommelbremse		24.3727-0540.2 580540	L= 1.383
1.9 JTD	79	01/01→12/02	➡	☐; → 10/01; Trommelbremse		24.3727-0539.2 580539	L= 1.428
			➡	☐; → 10/01; Trommelbremse		24.3727-0540.2 580540	L= 1.383
1.9 TD 100 S (182.BF)	74	03/96→10/01	➡	☐; 06/96→; Trommelbremse		24.3727-0539.2 580539	L= 1.428
1.9 TD 75 S (182.BF)	55	03/96→10/01	➡	☐; 06/96→; Trommelbremse		24.3727-0540.2 580540	L= 1.383
<b>FIAT - BRAVO I (182_) 10/95→10/01</b>							
 <b>Radbremszylinder</b>							
1.2 16V 80	59	10/00→10/01	➡	- ABS		24.3222-1126.3 020358	AP Ø 22,2 GG
1.2 16V 80	60	12/98→10/00	➡			24.3222-1724.3 020466	Ø 22,2 ALU
1.2 16V 80	64	12/98→10/01	➡	+ ABS		24.3222-1724.3 020466	Ø 22,2 ALU
1.4 (182.AA)	59	10/95→10/01	➡	- ABS		24.3222-1126.3 020358	AP Ø 22,2 GG
1.4 (182.AG)	55	10/95→10/01	➡			24.3222-1724.3 020466	Ø 22,2 ALU
1.9 D	48	10/95→10/01	➡	+ ABS; → 11/98		24.3222-1707.3 020104	BDX Ø 22,2 GG
			➡	12/98→; + ABS		24.3222-1724.3 020466	Ø 22,2 ALU
1.6	76	09/00→10/01	➡			24.3222-1724.3 020466	Ø 22,2 ALU
1.9 JTD	74	09/00→10/01	➡				
1.9 JTD 105	77	12/98→10/01	➡				
1.6 16V (182.AB)	76	03/96→10/01	➡	→ 11/98		24.3222-1707.3 020104	BDX Ø 22,2 GG
1.6 16V (182.AH)	66	10/95→10/01	➡			24.3222-1724.3 020466	Ø 22,2 ALU
1.8 GT (182.AC)	83	10/95→10/01	➡	12/98→			
1.9 TD 100 S (182.AF)	74	03/96→10/01	➡	06/96→ 11/98		24.3222-1707.3 020104	BDX Ø 22,2 GG
1.9 TD 75 S (182.AF)	55	03/96→10/01	➡			24.3222-1724.3 020466	Ø 22,2 ALU
			➡	12/98→			
<b>Zubehörsatz, Bremsbacken</b>							
1.2 16V 80	59	10/00→10/01	➡	- ABS		03.0137-9179.2 669179	AP
1.2 16V 80	60	12/98→10/00	➡			03.0137-9244.2 669244	AP
1.2 16V 80	64	12/98→10/01	➡	+ ABS			
1.4 (182.AA)	59	10/95→10/01	➡	+ ABS; → 11/98		03.0137-9125.2 669125	BDX
1.4 (182.AG)	55	10/95→10/01	➡			03.0137-9179.2 669179	AP
1.9 D	48	10/95→10/01	➡			03.0137-9244.2 669244	AP
			➡	12/98→; + ABS			
1.6	76	09/00→10/01	➡			03.0137-9244.2 669244	AP
1.9 JTD	74	09/00→10/01	➡				
1.9 JTD 105	77	12/98→10/01	➡				
1.6 16V (182.AB)	76	03/96→10/01	➡	→ 11/98		03.0137-9125.2 669125	BDX
1.6 16V (182.AH)	66	10/95→10/01	➡			03.0137-9244.2 669244	AP
1.8 GT (182.AC)	83	10/95→10/01	➡	12/98→			
1.9 TD 100 S (182.AF)	74	03/96→10/01	➡	06/96→ 11/98		03.0137-9125.2 669125	BDX
1.9 TD 75 S (182.AF)	55	03/96→10/01	➡			03.0137-9244.2 669244	AP
			➡	12/98→			
 <b>Bremstrommel</b>							
1.2 16V 80	59	10/00→10/01	➡	- ABS		24.0218-0011.1 480006	Ø 180,0 x 40 / 181,4
1.2 16V 80	60	12/98→10/00	➡			24.0220-3007.1 480064	Ø 203,0 x 48,5 / 204,7
1.2 16V 80	64	12/98→10/01	➡				
1.4 (182.AA)	59	10/95→10/01	➡	- ABS		24.0218-0011.1 480006	Ø 180,0 x 40 / 181,4
1.4 (182.AG)	55	10/95→10/01	➡			24.0220-3007.1 480064	Ø 203,0 x 48,5 / 204,7
1.9 D	48	10/95→10/01	➡	+ ABS			
1.6	76	09/00→10/01	➡			24.0220-3007.1 480064	Ø 203,0 x 48,5 / 204,7
1.6 16V (182.AB)	76	03/96→10/01	➡				
1.6 16V (182.AH)	66	10/95→10/01	➡				
1.8 GT (182.AC)	83	10/95→10/01	➡				
1.9 JTD	74	09/00→10/01	➡				
1.9 JTD 105	77	12/98→10/01	➡				
1.9 TD 100 S (182.AF)	74	03/96→10/01	➡	06/96→		24.0220-3007.1 480064	Ø 203,0 x 48,5 / 204,7
1.9 TD 75 S (182.AF)	55	03/96→10/01	➡				
 <b>Bremsbackensatz</b>							
1.2 16V 80	59	10/00→10/01	➡	- ABS		03.0137-0274.2 650274	AP Ø 180 x 32 + HEB
1.2 16V 80	60	12/98→10/00	➡			03.0520-5222.3 695222	AP Ø 180 x 32 Ø 22,2 + RZ / + Zub TopKit
1.2 16V 80	64	12/98→10/01	➡	+ ABS		03.0137-0345.2 650345	AP Ø 203 x 38 + HEB
			➡			03.0520-6822.3 696822	AP Ø 203 x 38 Ø 22,2 + RZ / + Zub TopKit
1.4 (182.AA)	59	10/95→10/01	➡	+ ABS; → 11/98		03.0137-0262.2 650262	BDX Ø 203 x 39
1.4 (182.AG)	55	10/95→10/01	➡			03.0520-6722.3 696722	BDX Ø 203 x 39 Ø 22,2 + RZ / + Zub TopKit
1.9 D	48	10/95→10/01	➡				
↓							



	kw			 	! #		
<b>FIAT - BRAVO I (182_) 10/95→10/01</b>							
 <b>Bremsbackensatz</b>							
1.4 (182.AA) 1.4 (182.AG) 1.9 D	59 55 48	10/95→10/01 10/95→10/01 10/95→10/01	➔	- ABS		03.0137-0274.2 650274 03.0520-5222.3 695222	AP Ø 180 x 32 + HEB AP Ø 180 x 32 Ø 22,2 + RZ / + Zub TopKit
			➔	12/98→; + ABS		03.0137-0345.2 650345 03.0520-6822.3 696822	AP Ø 203 x 38 + HEB AP Ø 203 x 38 Ø 22,2 + RZ / + Zub TopKit
1.6 1.9 JTD 1.9 JTD 105	76 74 77	09/00→10/01 09/00→10/01 12/98→10/01	➔			03.0137-0345.2 650345 03.0520-6822.3 696822	AP Ø 203 x 38 + HEB AP Ø 203 x 38 Ø 22,2 + RZ / + Zub TopKit
1.6 16V (182.AB) 1.6 16V (182.AH) 1.8 GT (182.AC)	76 66 83	03/96→10/01 10/95→10/01 10/95→10/01	➔	→ 11/98		03.0137-0262.2 650262 03.0520-6722.3 696722	BDX Ø 203 x 39 BDX Ø 203 x 39 Ø 22,2 + RZ / + Zub TopKit
			➔	12/98→		03.0137-0345.2 650345 03.0520-6822.3 696822	AP Ø 203 x 38 + HEB AP Ø 203 x 38 Ø 22,2 + RZ / + Zub TopKit
1.9 TD 100 S (182.AF) 1.9 TD 75 S (182.AF)	74 55	03/96→10/01 03/96→10/01	➔	06/96→ 11/98		03.0137-0262.2 650262	BDX Ø 203 x 39
			➔	12/98→		03.0137-0345.2 650345 03.0520-6822.3 696822	AP Ø 203 x 38 + HEB AP Ø 203 x 38 Ø 22,2 + RZ / + Zub TopKit
			➔	09/96→ 11/98		03.0520-6722.3 696722	BDX Ø 203 x 39 Ø 22,2 + RZ / + Zub TopKit
 <b>Seilzug, Feststellbremse</b>							
1.2 16V 80 1.2 16V 80 1.2 16V 80 1.4 (182.AA) 1.4 (182.AG) 1.9 D	59 60 64 59 55 48	10/00→10/01 12/98→10/00 12/98→10/01 10/95→10/01 10/95→10/01 10/95→10/01	➔	<input type="checkbox"/> ; - ABS; Trommelbremse		24.3727-0535.2 580535	L= 1.370
			➔	<input type="checkbox"/> ; - ABS; Trommelbremse		24.3727-0536.2 580536	L= 1.424
			➔	<input type="checkbox"/> ; + ABS; Trommelbremse		24.3727-0539.2 580539	L= 1.428
			➔	<input type="checkbox"/> ; + ABS; Trommelbremse		24.3727-0540.2 580540	L= 1.383
1.6 1.6 16V (182.AB) 1.6 16V (182.AH) 1.8 GT (182.AC) 1.9 JTD 1.9 JTD 105	76 76 66 83 74 77	09/00→10/01 03/96→10/01 10/95→10/01 10/95→10/01 09/00→10/01 12/98→10/01	➔	<input type="checkbox"/> ; Trommelbremse		24.3727-0539.2 580539	L= 1.428
			➔	<input type="checkbox"/> ; Trommelbremse		24.3727-0540.2 580540	L= 1.383
1.9 TD 100 S (182.AF) 1.9 TD 75 S (182.AF)	74 55	03/96→10/01 03/96→10/01	➔	<input type="checkbox"/> ; 06/96→; Trommelbremse		24.3727-0539.2 580539	L= 1.428
			➔	<input type="checkbox"/> ; 06/96→; Trommelbremse		24.3727-0540.2 580540	L= 1.383
<b>FIAT - BRAVO II (198_) 11/06→</b>							
 <b>Seilzug, Feststellbremse</b>							
1.4 1.4 T-Jet 1.4 T-Jet 1.6 D Multijet 1.6 D Multijet 1.6 D Multijet 1.9 D Multijet 1.9 D Multijet 1.9 D Multijet 2.0 D Multijet 2.0 D Multijet	66 88 110 66 85 88 66 88 110 120 121	04/07→ 09/07→ 09/07→ 03/08→ 11/08→ 03/08→ 04/07→12/08 04/07→ 04/07→ 09/08→ 09/08→	➔	<input type="checkbox"/> ; Scheibenbremse		24.3727-0553.2 580553	L= 1.786
			➔	<input type="checkbox"/> ; Scheibenbremse		24.3727-0554.2 580554	L= 1.668
1.4 16V	103	03/08→	➔	<input type="checkbox"/> ; 04/08→; Scheibenbremse		24.3727-0553.2 580553	L= 1.786
			➔	<input type="checkbox"/> ; 04/08→; Scheibenbremse		24.3727-0554.2 580554	L= 1.668
1.4 LPG	66	12/08→12/14	➔	<input type="checkbox"/> ; 11/09→; Scheibenbremse		24.3727-0553.2 580553	L= 1.786
			➔	<input type="checkbox"/> ; 11/09→; Scheibenbremse		24.3727-0554.2 580554	L= 1.668
1.6 D Multijet	77	09/07→	➔	<input type="checkbox"/> ; 03/08→; Scheibenbremse		24.3727-0553.2 580553	L= 1.786
			➔	<input type="checkbox"/> ; 03/08→; Scheibenbremse		24.3727-0554.2 580554	L= 1.668
1.9 D Multijet	85	11/06→	➔	<input type="checkbox"/> ; 04/07→; Scheibenbremse		24.3727-0553.2 580553	L= 1.786
			➔	<input type="checkbox"/> ; 04/07→; Scheibenbremse		24.3727-0554.2 580554	L= 1.668
<b>FIAT - CINQUECENTO (170_) 07/91→07/99</b>							
 <b>Radbremszylinder</b>							
0.7 (170AA)	23	12/91→01/96	➔	02/92→		24.3219-0803.3 020183	Ø 19,05 GG
0.7 i (170AD)	22	07/94→01/98	➔			24.3219-0803.3 020183	Ø 19,05 GG
0.9 i.e. S (170AF, 170CF)	29	07/91→07/99	➔	02/92→ 05/98		24.3219-0803.3 020183	Ø 19,05 GG
1.1 Sporting (170AH) ↓	40	10/94→01/98	➔	11/94→		24.3219-0803.3 020183	Ø 19,05 GG

	kw					! #		
<b>FIAT - CINQUECENTO (170_) 07/91→07/99</b>								
<b>Zubehörsatz, Bremsbacken</b>								
0.7 (170AA)	23	12/91→01/96	➡	02/92→			03.0137-9021.2 669021	Fiat
0.7 i (170AD)	22	07/94→01/98	➡				03.0137-9021.2 669021	Fiat
0.9 i.e. S (170AF, 170CF)	29	07/91→07/99	➡	02/92→ 05/98			03.0137-9021.2 669021	Fiat
1.1 Sporting (170AH)	40	10/94→01/98	➡	11/94→			03.0137-9021.2 669021	Fiat
<b> Bremstrommel</b>								
0.7 (170AA)	23	12/91→01/96	➡	02/92→			24.0218-5001.1 480012	Ø 185,0 x 37 / 186,8
0.7 i (170AD)	22	07/94→01/98	➡				24.0218-5001.1 480012	Ø 185,0 x 37 / 186,8
0.9 i.e. S (170AF, 170CF)	29	07/91→07/99	➡	02/92→ 05/98			24.0218-5001.1 480012	Ø 185,0 x 37 / 186,8
1.1 Sporting (170AH)	40	10/94→01/98	➡	11/94→			24.0218-5002.1 480117	Ø 185,0 x 36,5 / 186,8
<b> Bremsbackensatz</b>								
0.7 (170AA)	23	12/91→01/96	➡	02/92→			03.0137-0015.2 650015 03.0420-0319.3 680319	Fiat Ø 185 x 31 Fiat Ø 185 x 31 Ø 19,05 + RZ / + Zub Kit
0.7 i (170AD)	22	07/94→01/98	➡				03.0137-0015.2 650015 03.0420-0319.3 680319	Fiat Ø 185 x 31 Fiat Ø 185 x 31 Ø 19,05 + RZ / + Zub Kit
0.9 i.e. S (170AF, 170CF)	29	07/91→07/99	➡	02/92→ 05/98			03.0137-0015.2 650015 03.0420-0319.3 680319	Fiat Ø 185 x 31 Fiat Ø 185 x 31 Ø 19,05 + RZ / + Zub Kit
1.1 Sporting (170AH)	40	10/94→01/98	➡	11/94→			03.0137-0015.2 650015 03.0420-0319.3 680319	Fiat Ø 185 x 31 Fiat Ø 185 x 31 Ø 19,05 + RZ / + Zub Kit
<b> Seilzug, Feststellbremse</b>								
0.7 (170AA)	23	12/91→01/96	➡	☒; 02/92→; Trommelbremse	1	24.3727-0523.2 580523	L= 2.988	
0.7 i (170AD)	22	07/94→01/98	➡	☒; → 09/97; Trommelbremse	1	24.3727-0523.2 580523	L= 2.988	
			➡	☒; 10/97→; Trommelbremse	1	24.3727-0544.2 580544	L= 2.670	
0.9 i.e. S (170AF, 170CF)	29	07/91→07/99	➡	☒; 02/92→ 09/97; Trommelbremse	1	24.3727-0523.2 580523	L= 2.988	
			➡	☒; 10/97→ 05/98; Trommelbremse	1	24.3727-0544.2 580544	L= 2.670	
1.1 Sporting (170AH)	40	10/94→01/98	➡	☒; 11/94→ 09/97; Trommelbremse	1	24.3727-0523.2 580523	L= 2.988	
			➡	☒; 10/97→; Trommelbremse	1	24.3727-0544.2 580544	L= 2.670	
<b>FIAT - COUPE (175_) 11/93→08/00</b>								
<b> Seilzug, Feststellbremse</b>								
1.8 16V	96	03/96→08/00	➡	☐; 07/96→; Scheibenbremse		24.3727-0521.2 580521	L= 1.517	
			➡	☐; 07/96→; Scheibenbremse		24.3727-0568.2 580568	L= 1.473	
2.0 16V	102	11/93→08/96	➡	☐; 12/93→ 06/96; Scheibenbremse		24.3727-0521.2 580521	L= 1.517	
2.0 16V Turbo	140	11/93→08/96	➡	☐; 12/93→ 06/96; Scheibenbremse		24.3727-0568.2 580568	L= 1.473	
2.0 20V	108	08/96→04/98	➡	☐; 01/97→; Scheibenbremse		24.3727-0521.2 580521	L= 1.517	
2.0 20V Turbo	162	08/96→08/00	➡	☐; 01/97→; Scheibenbremse		24.3727-0568.2 580568	L= 1.473	
2.0 20V	113	04/98→08/00	➡	☐; Scheibenbremse		24.3727-0521.2 580521	L= 1.517	
			➡	☐; Scheibenbremse		24.3727-0568.2 580568	L= 1.473	
<b>FIAT - CROMA (154_) 12/85→12/96</b>								
<b> Seilzug, Feststellbremse</b>								
1900 Turbo D i.d.	69	11/92→12/96	➡	☒; → 10/96; Scheibenbremse	1	24.3727-0514.2 580514	L= 2.950	
2000 16V	101	08/92→08/96	➡	☒; 12/92→; Scheibenbremse	1	24.3727-0545.2 580545	L= 2.945	
2000 i.e. (154.AM, 154.LM)	85	10/87→08/96	➡	☒; 11/90→; → 2025078; Scheibenbremse	1	24.3727-0514.2 580514	L= 2.950	
2000 i.e. Turbo (154.AM, 154.LM)	110	06/87→08/96	➡	☒; 2025079→; Scheibenbremse	1	24.3727-0545.2 580545	L= 2.945	
2500 TD (154.LL, 154.PL)	85	05/89→08/96						
2500 TDE	77	12/91→08/96	➡	☒; → 2025078; Scheibenbremse	1	24.3727-0514.2 580514	L= 2.950	
			➡	☒; 2025079→; Scheibenbremse	1	24.3727-0545.2 580545	L= 2.945	
2500 V6	119	06/93→08/96	➡	☒; Scheibenbremse	1	24.3727-0545.2 580545	L= 2.945	

	kw			 	! #		
<b>FIAT - DOBLO Cargo (223_) 11/00→</b>							
 <b>Radbremsszylinder</b>							
1.2 (223ZXA1A)	48	03/01→	➡	→ 01/04		24.3220-1722.3 020458	Ø 20,64 GG
1.9 D (223ZXB1A)	46	03/01→					
1.3 D Multijet	55	10/05→01/10	➡			24.3220-1728.3 020509	Ø 20,64 ALU
1.3 JTD 16V Multijet	62	08/06→	➡	→ 01/10		24.3220-1728.3 020509	Ø 20,64 ALU
1.4	57	10/05→					
1.9 JTD Multijet	88	12/06→					
1.6 16V (223ZXD1A)	76	10/01→	➡	02/04→ 09/05		24.3220-1107.3 020218	AP Ø 20,64 GG
1.6 Natural Power	76	09/02→					
1.9 JTD	77	07/03→	➡	→ 01/04		24.3220-1722.3 020458	Ø 20,64 GG
1.9 JTD (223ZXE1A)	74	10/01→	➡	10/05→ 01/10		24.3220-1728.3 020509	Ø 20,64 ALU
<b>Zubehörsatz, Bremsbacken</b>							
1.2 (223ZXA1A)	48	03/01→	➡	→ 01/04		03.0137-9261.2 669261	
1.9 D (223ZXB1A)	46	03/01→					
1.3 D Multijet	55	10/05→01/10	➡			03.0137-9296.2 669296	
1.3 JTD 16V Multijet	62	08/06→	➡	→ 01/10		03.0137-9296.2 669296	
1.4	57	10/05→					
1.9 JTD Multijet	88	12/06→					
1.6 16V (223ZXD1A)	76	10/01→	➡	→ 01/04		03.0137-9261.2 669261	
1.6 Natural Power	76	09/02→					
1.9 JTD	77	07/03→	➡	10/05→ 01/10		03.0137-9296.2 669296	
1.9 JTD (223ZXE1A)	74	10/01→	➡	02/04→ 09/05		03.0137-9309.2 669309	AP
 <b>Bremstrommel</b>							
1.2 (223ZXA1A)	48	03/01→	➡	→ 09/05		24.0222-8018.1 480078	Ø 228,0 x 48 / 230
1.3 JTD 16V	51	05/04→12/06					
1.9 D (223ZXB1A)	46	03/01→					
1.3 D Multijet	55	10/05→01/10	➡			24.0222-8018.1 480078	Ø 228,0 x 48 / 230
1.3 JTD 16V Multijet	62	08/06→	➡	→ 01/10		24.0222-8018.1 480078	Ø 228,0 x 48 / 230
1.4	57	10/05→					
1.6 16V (223ZXD1A)	76	10/01→					
1.6 Natural Power	76	09/02→					
1.9 JTD	77	07/03→					
1.9 JTD (223ZXE1A)	74	10/01→					
1.9 JTD Multijet	88	12/06→					
 <b>Bremsbackensatz</b>							
1.2 (223ZXA1A)	48	03/01→	➡	→ 01/04		03.0137-0415.2 650415	Ø 228 x 42 + HEB
1.9 D (223ZXB1A)	46	03/01→					
1.3 D Multijet	55	10/05→01/10	➡			03.0137-0457.2 650457	AP Ø 228 x 42 + HEB
1.3 JTD 16V Multijet	62	08/06→	➡	→ 01/10		03.0137-0457.2 650457	AP Ø 228 x 42 + HEB
1.4	57	10/05→					
1.9 JTD Multijet	88	12/06→					
1.6 16V (223ZXD1A)	76	10/01→	➡	→ 01/04		03.0137-0415.2 650415	Ø 228 x 42 + HEB
1.6 Natural Power	76	09/02→					
1.9 JTD	77	07/03→	➡	10/05→ 01/10		03.0137-0457.2 650457	AP Ø 228 x 42 + HEB
1.9 JTD (223ZXE1A)	74	10/01→	➡	02/04→ 09/05		03.0137-0457.2 650457	AP Ø 228 x 42 + HEB
						03.0521-0220.3 690220	AP Ø 228 x 42 Ø 20,64 + RZ / + Zub TopKit
 <b>Seilzug, Feststellbremse</b>							
1.2 (223ZXA1A)	48	03/01→	➡	☐; → 01/10; Kasten/Kombi; Trommelbremse		24.3727-0558.2 580558	L= 1.736
1.6 16V (223ZXD1A)	76	10/01→					
1.6 Natural Power	76	09/02→					
1.9 D (223ZXB1A)	46	03/01→	➡	☐; Bus; → 01/10; Trommelbremse		24.3727-0559.2 580559	L= 1.784
1.9 JTD	77	07/03→	➡	☐; → 01/10; Kasten/Kombi; Trommelbremse		24.3727-0560.2 580560	L= 1.741
1.9 JTD (223ZXE1A)	74	10/01→	➡	☐; Bus; → 01/10; Trommelbremse		24.3727-0561.2 580561	L= 1.788
			➡	☐; → 01/10; Kasten/Kombi		24.3727-0570.2 580570	L= 2.140
			➡	☐; → 01/10; Kasten/Kombi		24.3727-0571.2 580571	L= 2.140
			➡	☑; → 01/10; Kasten/Kombi	2	24.3727-0572.2 580572	L= 2.137
			➡	☐; Bus; → 01/10		24.3727-0573.2 580573	L= 2.135
			➡	☐; Bus; → 01/10		24.3727-0574.2 580574	L= 2.120
1.3 JTD 16V	51	05/04→12/06	➡	☐; Kasten/Kombi; Trommelbremse		24.3727-0558.2 580558	L= 1.736
			➡	☐; Bus; Trommelbremse		24.3727-0559.2 580559	L= 1.784
			➡	☐; Kasten/Kombi; Trommelbremse		24.3727-0560.2 580560	L= 1.741
			➡	☐; Bus; Trommelbremse		24.3727-0561.2 580561	L= 1.788
			➡	☐; Kasten/Kombi		24.3727-0570.2 580570	L= 2.140
			➡	☐; Kasten/Kombi		24.3727-0571.2 580571	L= 2.140

	kw					! #		
<b>FIAT - DOBLO Cargo (223_) 11/00→</b>								
 <b>Seilzug, Feststellbremse</b>								
1.3 JTD 16V	51	05/04→12/06	➔	☑; Kasten/Kombi	2	24.3727-0572.2	580572	L= 2.137
			➔	☐; Bus		24.3727-0573.2	580573	L= 2.135
			➔	☐; Bus		24.3727-0574.2	580574	L= 2.120
1.4	57	10/05→	➔	☐; → 01/10; Kasten/Kombi; Trommelbremse		24.3727-0558.2	580558	L= 1.736
			➔	☐; 12/09→; Bus; → 01/10; Trommelbremse		24.3727-0559.2	580559	L= 1.784
			➔	☐; → 01/10; Kasten/Kombi; Trommelbremse		24.3727-0560.2	580560	L= 1.741
			➔	☐; 12/09→; Bus; → 01/10; Trommelbremse		24.3727-0561.2	580561	L= 1.788
			➔	☐; → 01/10; Kasten/Kombi		24.3727-0570.2	580570	L= 2.140
			➔	☐; → 01/10; Kasten/Kombi		24.3727-0571.2	580571	L= 2.140
			➔	☑; → 01/10; Kasten/Kombi	2	24.3727-0572.2	580572	L= 2.137
			➔	☐; 12/09→; Bus; → 01/10		24.3727-0573.2	580573	L= 2.135
			➔	☐; 12/09→; Bus; → 01/10		24.3727-0574.2	580574	L= 2.120
<b>FIAT - DOBLO Großraumlimousine (119_, 223_) 03/01→</b>								
 <b>Radbremszylinder</b>								
1.2 (223AXA1A)	48	03/01→	➔	→ 01/04		24.3220-1722.3	020458	Ø 20,64 GG
1.9 D (223AXB1A)	46	03/01→	➔					
1.3 D Multijet	62	10/05→	➔	→ 01/10		24.3220-1728.3	020509	Ø 20,64 ALU
1.4	57	10/05→						
1.9 D Multijet	88	10/05→						
1.3 JTD	55	05/05→	➔	→ 09/05		24.3220-1107.3	020218	AP Ø 20,64 GG
			➔	10/05→ 01/10		24.3220-1728.3	020509	Ø 20,64 ALU
1.6 16V (223AXD1A)	76	10/01→	➔	02/04→ 09/05		24.3220-1107.3	020218	AP Ø 20,64 GG
1.6 Natural Power	76	09/02→						
1.9 JTD	77	07/03→	➔	→ 01/04		24.3220-1722.3	020458	Ø 20,64 GG
1.9 JTD (223AXE1A)	74	10/01→	➔	10/05→ 01/10		24.3220-1728.3	020509	Ø 20,64 ALU
<b>Zubehörsatz, Bremsbacken</b>								
1.2 (223AXA1A)	48	03/01→	➔	→ 01/04		03.0137-9261.2	669261	
1.9 D (223AXB1A)	46	03/01→						
1.3 D Multijet	62	10/05→	➔	→ 01/10		03.0137-9296.2	669296	
1.4	57	10/05→						
1.9 D Multijet	88	10/05→						
1.3 JTD	55	05/05→	➔	10/05→ 01/10		03.0137-9296.2	669296	
			➔	→ 09/05		03.0137-9309.2	669309	AP
1.6 16V (223AXD1A)	76	10/01→	➔	→ 01/04		03.0137-9261.2	669261	
1.6 Natural Power	76	09/02→						
1.9 JTD	77	07/03→	➔	10/05→ 01/10		03.0137-9296.2	669296	
1.9 JTD (223AXE1A)	74	10/01→	➔	02/04→ 09/05		03.0137-9309.2	669309	AP
 <b>Bremsstrommel</b>								
1.2 (223AXA1A)	48	03/01→	➔	→ 09/05		24.0222-8018.1	480078	Ø 228,0 x 48 / 230
1.9 D (223AXB1A)	46	03/01→						
1.3 D Multijet	62	10/05→	➔	→ 01/10		24.0222-8018.1	480078	Ø 228,0 x 48 / 230
1.4	57	10/05→						
1.6 16V (223AXD1A)	76	10/01→						
1.9 D Multijet	88	10/05→						
1.9 JTD	77	07/03→						
1.9 JTD (223AXE1A)	74	10/01→						
1.3 JTD	55	05/05→	➔	10/05→ 01/10		24.0222-8018.1	480078	Ø 228,0 x 48 / 230
1.3 JTD 16V	51	12/04→05/05	➔			24.0222-8018.1	480078	Ø 228,0 x 48 / 230
1.6 Natural Power	76	09/02→	➔	→ 01/10		24.0222-8018.1	480078	Ø 228,0 x 48 / 230
			➔	02/09→ 01/10		24.0222-8018.1	480078	Ø 228,0 x 48 / 230
 <b>Bremsbackensatz</b>								
1.2 (223AXA1A)	48	03/01→	➔	→ 01/04		03.0137-0415.2	650415	Ø 228 x 42 + HEB
1.9 D (223AXB1A)	46	03/01→						
1.3 D Multijet	62	10/05→	➔	→ 01/10		03.0137-0457.2	650457	AP Ø 228 x 42 + HEB
1.4	57	10/05→						
1.9 D Multijet	88	10/05→						
1.3 JTD	55	05/05→	➔	10/05→ 01/10		03.0137-0457.2	650457	AP Ø 228 x 42 + HEB
			➔	→ 09/05		03.0137-0457.2	650457	AP Ø 228 x 42 + HEB
↓								

**FIAT - DOBLO Großraumlimousine (119\_, 223\_) 03/01→**

**Bremsbackensatz**

1.3 JTD	55	05/05→	➔	→ 09/05		03.0521-0220.3	690220	AP Ø 228 x 42 Ø 20,64 + RZ / + Zub TopKit
1.6 16V (223AXD1A)	76	10/01→	➔	→ 01/04		03.0137-0415.2	650415	Ø 228 x 42 + HEB
1.6 Natural Power	76	09/02→						
1.9 JTD	77	07/03→	➔	10/05→ 01/10		03.0137-0457.2	650457	AP Ø 228 x 42 + HEB
1.9 JTD (223AXE1A)	74	10/01→	➔	02/04→ 09/05		03.0137-0457.2	650457	AP Ø 228 x 42 + HEB
						03.0521-0220.3	690220	AP Ø 228 x 42 Ø 20,64 + RZ / + Zub TopKit

**Seilzug, Feststellbremse**

1.2 (223AXA1A)	48	03/01→	➔	☐; → 01/10; Kasten/Kombi; Trommelbremse		24.3727-0558.2	580558	L= 1.736
1.6 16V (223AXD1A)	76	10/01→						
1.6 Natural Power	76	09/02→	➔	☐; → 01/10; Bus; Trommelbremse		24.3727-0559.2	580559	L= 1.784
1.9 D (223AXB1A)	46	03/01→						
1.9 JTD	77	07/03→	➔	☐; → 01/10; Kasten/Kombi; Trommelbremse		24.3727-0560.2	580560	L= 1.741
1.9 JTD (223AXE1A)	74	10/01→	➔	☐; → 01/10; Bus; Trommelbremse		24.3727-0561.2	580561	L= 1.788
			➔	☐; → 01/10; Kasten/Kombi		24.3727-0570.2	580570	L= 2.140
			➔	☐; → 01/10; Kasten/Kombi		24.3727-0571.2	580571	L= 2.140
			➔	☒; → 01/10; Kasten/Kombi	2	24.3727-0572.2	580572	L= 2.137
			➔	☐; → 01/10; Bus		24.3727-0573.2	580573	L= 2.135
			➔	☐; → 01/10; Bus		24.3727-0574.2	580574	L= 2.120
1.3 JTD 16V	51	12/04→05/05	➔	☐; Kasten/Kombi; Trommelbremse		24.3727-0558.2	580558	L= 1.736
			➔	☐; Bus; Trommelbremse		24.3727-0559.2	580559	L= 1.784
			➔	☐; Kasten/Kombi; Trommelbremse		24.3727-0560.2	580560	L= 1.741
			➔	☐; Bus; Trommelbremse		24.3727-0561.2	580561	L= 1.788
			➔	☐; Kasten/Kombi		24.3727-0570.2	580570	L= 2.140
			➔	☐; Kasten/Kombi		24.3727-0571.2	580571	L= 2.140
			➔	☒; Kasten/Kombi	2	24.3727-0572.2	580572	L= 2.137
			➔	☐; Bus		24.3727-0573.2	580573	L= 2.135
			➔	☐; Bus		24.3727-0574.2	580574	L= 2.120
1.4	57	10/05→	➔	☐; → 01/10; Kasten/Kombi; Trommelbremse		24.3727-0558.2	580558	L= 1.736
			➔	☐; 12/09→; Bus; → 01/10; Trommelbremse		24.3727-0559.2	580559	L= 1.784
			➔	☐; → 01/10; Kasten/Kombi; Trommelbremse		24.3727-0560.2	580560	L= 1.741
			➔	☐; 12/09→; Bus; → 01/10; Trommelbremse		24.3727-0561.2	580561	L= 1.788
			➔	☐; → 01/10; Kasten/Kombi		24.3727-0570.2	580570	L= 2.140
			➔	☐; → 01/10; Kasten/Kombi		24.3727-0571.2	580571	L= 2.140
			➔	☒; → 01/10; Kasten/Kombi	2	24.3727-0572.2	580572	L= 2.137
			➔	☐; 12/09→; Bus; → 01/10		24.3727-0573.2	580573	L= 2.135
			➔	☐; 12/09→; Bus; → 01/10		24.3727-0574.2	580574	L= 2.120












**FIAT - DOBLO Kasten/Kombi (263\_) 02/10→**

**Radbremszylinder**

1.3 D Multijet	55	11/13→	➔			24.3220-1728.3	020509	Ø 20,64 ALU
1.3 D Multijet	59	03/16→						
1.3 D Multijet	66	02/10→	➔	für erhöhte Nutzlast		24.3225-1704.3	020541	Ø 25,4 ALU
1.3 D Multijet	70	03/16→						
1.4	70	02/10→						
1.4	88	10/11→						
1.4 Natural Power	88	06/10→						
1.6 D Multijet	66	02/10→						
1.6 D Multijet	74	02/10→						
1.6 D Multijet	77	02/10→						
1.6 D Multijet	88	02/16→						
2.0 D Multijet	99	02/10→						

**Zubehörsatz, Bremsbacken**

1.3 D Multijet	55	11/13→	➔			03.0137-9296.2	669296	
1.3 D Multijet	59	03/16→						
1.3 D Multijet	66	02/10→	➔			03.0137-9309.2	669309	AP
1.3 D Multijet	70	03/16→						
1.4	70	02/10→						
1.4	88	10/11→						
↓								

	kw			 	! #		
<b>FIAT - DOBLO Kasten/Kombi (263_) 02/10→</b>							
<b>Zubehörsatz, Bremsbacken</b>							
1.4 Natural Power	88	06/10→	→			03.0137-9296.2 669296	
1.6 D Multijet	66	02/10→					
1.6 D Multijet	74	02/10→	→			03.0137-9309.2 669309	AP
1.6 D Multijet	77	02/10→					
1.6 D Multijet	88	02/16→					
2.0 D Multijet	99	02/10→					
<b> Bremsbackensatz</b>							
1.3 D Multijet	55	11/13→	→			03.0137-0457.2 650457	AP Ø 228 x 42 + HEB
1.3 D Multijet	59	03/16→					
1.3 D Multijet	66	02/10→				03.0521-0320.3 690320	AP Ø 228 x 42 Ø 20,64 + RZ / + Zub TopKit
1.3 D Multijet	70	03/16→					
1.4	70	02/10→	→			03.0137-0505.2 650505	AP Ø 254 x 57 + HEB
1.4	88	10/11→					
1.4 Natural Power	88	06/10→					
1.6 D Multijet	66	02/10→					
1.6 D Multijet	74	02/10→					
1.6 D Multijet	77	02/10→					
1.6 D Multijet	88	02/16→					
2.0 D Multijet	99	02/10→					
<b>FIAT - DOBLO Kombi (263_) 11/09→</b>							
<b> Radbremszylinder</b>							
1.3 D Multijet	55	03/15→	→			24.3220-1728.3 020509	Ø 20,64 ALU
1.3 D Multijet	66	02/10→					
1.3 D Multijet	70	03/16→	→	für erhöhte Nutzlast		24.3225-1704.3 020541	Ø 25,4 ALU
1.4	70	02/10→					
1.4	88	10/11→					
1.4 Natural Power	88	02/10→					
1.6 D Multijet	66	02/10→					
1.6 D Multijet	70	03/15→					
1.6 D Multijet	74	03/16→					
1.6 D Multijet	77	02/10→					
1.6 D Multijet	88	03/15→					
2.0 D Multijet	99	02/10→					
<b>Zubehörsatz, Bremsbacken</b>							
1.3 D Multijet	55	03/15→	→			03.0137-9296.2 669296	
1.3 D Multijet	66	02/10→					
1.3 D Multijet	70	03/16→	→			03.0137-9309.2 669309	AP
1.4	70	02/10→					
1.4	88	10/11→					
1.4 Natural Power	88	02/10→					
1.6 D Multijet	66	02/10→					
1.6 D Multijet	70	03/15→					
1.6 D Multijet	74	03/16→					
1.6 D Multijet	77	02/10→					
1.6 D Multijet	88	03/15→					
2.0 D Multijet	99	02/10→					
<b> Bremsbackensatz</b>							
1.3 D Multijet	55	03/15→	→			03.0137-0457.2 650457	AP Ø 228 x 42 + HEB
1.3 D Multijet	66	02/10→					
1.3 D Multijet	70	03/16→				03.0521-0320.3 690320	AP Ø 228 x 42 Ø 20,64 + RZ / + Zub TopKit
1.4	70	02/10→					
1.4	88	10/11→	→			03.0137-0505.2 650505	AP Ø 254 x 57 + HEB
1.4 Natural Power	88	02/10→					
1.6 D Multijet	66	02/10→					
1.6 D Multijet	70	03/15→					
1.6 D Multijet	74	03/16→					
1.6 D Multijet	77	02/10→					
1.6 D Multijet	88	03/15→					
2.0 D Multijet	99	02/10→					
<b>FIAT - DOBLO Pritsche/Fahrgestell (263_) 02/10→</b>							
<b> Radbremszylinder</b>							
1.3 D Multijet	55	11/13→	→			24.3220-1728.3 020509	Ø 20,64 ALU
1.3 D Multijet	59	03/16→					
1.3 D Multijet	66	02/10→	→	für erhöhte Nutzlast		24.3225-1704.3 020541	Ø 25,4 ALU
1.3 D Multijet	70	03/16→					
1.4	70	04/10→					
1.4	88	10/11→					
1.4 Natural Power	88	06/10→					
1.6 D Multijet	66	02/10→					
1.6 D Multijet	74	02/11→					
1.6 D Multijet	77	02/10→					
1.6 D Multijet	88	02/16→					
2.0 D Multijet	99	02/10→					





**FIAT - DOBLO Pritsche/Fahrgestell (263\_) 02/10→**

**Zubehörsatz, Bremsbacken**

1.3 D Multijet	55	11/13→	➔			<b>03.0137-9296.2</b>	<b>669296</b>	
1.3 D Multijet	59	03/16→	➔			<b>03.0137-9309.2</b>	<b>669309</b>	AP
1.3 D Multijet	66	02/10→						
1.3 D Multijet	70	03/16→	➔					
1.4	70	04/10→						
1.4	88	10/11→	➔					
1.4 Natural Power	88	06/10→						
1.6 D Multijet	66	02/10→	➔					
1.6 D Multijet	74	02/11→						
1.6 D Multijet	77	02/10→	➔					
1.6 D Multijet	88	02/16→						
2.0 D Multijet	99	02/10→	➔					

**Bremsbackensatz**

1.3 D Multijet	55	11/13→	➔			<b>03.0137-0457.2</b>	<b>650457</b>	AP Ø 228 x 42 + HEB
1.3 D Multijet	59	03/16→	➔			<b>03.0521-0320.3</b>	<b>690320</b>	AP Ø 228 x 42 Ø 20,64 + RZ / + Zub TopKit
1.3 D Multijet	66	02/10→						
1.3 D Multijet	70	03/16→	➔			<b>03.0137-0505.2</b>	<b>650505</b>	AP Ø 254 x 57 + HEB
1.4	70	04/10→						
1.4	88	10/11→	➔					
1.4 Natural Power	88	06/10→						
1.6 D Multijet	66	02/10→	➔					
1.6 D Multijet	74	02/11→						
1.6 D Multijet	77	02/10→	➔					
1.6 D Multijet	88	02/16→						
2.0 D Multijet	99	02/10→	➔					

**FIAT - DUCATO Bus (230\_) 03/94→04/02**







**Radbremszylinder**








1.9 D	50	04/98→04/02	➔	→ 10/01; Nutzlast [kg]: 1.000		<b>24.3225-1701.3</b>	<b>020399</b>	Ø 25,4 GG
1.9 D Combinato	51	06/95→04/02	➔	11/01→ 03/02; Nutzlast [kg]: 1.000		<b>24.3226-1702.3</b>	<b>020469</b>	Ø 26,99 GG
1.9 TD	66	04/98→04/02						
1.9 TD Combinato	59	08/94→04/02	➔	03/94→04/02				
1.9 TD Panorama/Combinato	60	03/94→04/02						
1.9 D	59	05/98→11/01	➔	→ 10/01; Nutzlast [kg]: 1.000		<b>24.3225-1701.3</b>	<b>020399</b>	Ø 25,4 GG
			➔	11/01→; Nutzlast [kg]: 1.000		<b>24.3226-1702.3</b>	<b>020469</b>	Ø 26,99 GG
2.0 4x4	80	11/94→11/01	➔	→ 10/01; Nutzlast ab [kg] 1.000 Nutzlast bis [kg] 1.400		<b>24.3225-1701.3</b>	<b>020399</b>	Ø 25,4 GG
			➔	11/01→; Nutzlast ab [kg] 1.000 Nutzlast bis [kg] 1.400		<b>24.3226-1702.3</b>	<b>020469</b>	Ø 26,99 GG
			➔	→ 10/01; Nutzlast [kg]: 1.800		<b>24.3228-1701.3</b>	<b>020401</b>	Ø 28,57 GG
2.0 JTD	62	10/01→04/02	➔	→ 03/02; Nutzlast [kg]: 1.400		<b>24.3226-1702.3</b>	<b>020469</b>	Ø 26,99 GG
2.0 Panorama/Combinato	80	03/94→04/02	➔	→ 10/01; Nutzlast ab [kg] 1.000 Nutzlast bis [kg] 1.400		<b>24.3225-1701.3</b>	<b>020399</b>	Ø 25,4 GG
			➔	11/01→ 03/02; Nutzlast ab [kg] 1.000 Nutzlast bis [kg] 1.400		<b>24.3226-1702.3</b>	<b>020469</b>	Ø 26,99 GG
			➔	→ 10/01; Nutzlast [kg]: 1.800		<b>24.3228-1701.3</b>	<b>020401</b>	Ø 28,57 GG
2.5 D Combinato	62	08/94→04/02	➔	→ 10/01; Nutzlast [kg]: 1.400		<b>24.3225-1701.3</b>	<b>020399</b>	Ø 25,4 GG
			➔	11/01→ 03/02; Nutzlast [kg]: 1.400		<b>24.3226-1702.3</b>	<b>020469</b>	Ø 26,99 GG
			➔	→ 10/01; Nutzlast [kg]: 1.800		<b>24.3228-1701.3</b>	<b>020401</b>	Ø 28,57 GG
2.5 TD	70	03/94→04/02	➔	→ 10/01; Nutzlast [kg]: 1.400		<b>24.3226-1702.3</b>	<b>020469</b>	Ø 26,99 GG
2.5 TDI Panorama/Combinato	80	07/94→04/02	➔	11/01→ 03/02; Nutzlast [kg]: 1.400		<b>24.3226-1702.3</b>	<b>020469</b>	Ø 26,99 GG
2.5 TDI Panorama/Combinato	85	03/94→04/02	➔	→ 10/01; Nutzlast [kg]: 1.800		<b>24.3228-1701.3</b>	<b>020401</b>	Ø 28,57 GG
2.8 D	64	02/98→04/02	➔					
2.8 JTD	94	11/00→04/02						
2.8 JTD 4x4	94	11/00→04/02						
2.8 TDI	90	10/97→04/02						
2.8 TDI 4x4	90	07/99→04/02						
2.5 TD	85	06/94→09/01	➔	Nutzlast [kg]: 1.400		<b>24.3226-1702.3</b>	<b>020469</b>	Ø 26,99 GG
2.5 TD 4x4	80	11/94→04/98	➔	Nutzlast [kg]: 1.800		<b>24.3228-1701.3</b>	<b>020401</b>	Ø 28,57 GG
2.5 TDI 4x4	85	04/97→04/02	➔	→ 10/01; Nutzlast [kg]: 1.400		<b>24.3226-1702.3</b>	<b>020469</b>	Ø 26,99 GG
			➔	11/01→ 03/02; Nutzlast [kg]: 1.400		<b>24.3226-1702.3</b>	<b>020469</b>	Ø 26,99 GG










**Zubehörsatz, Bremsbacken**

1.9 D	50	04/98→04/02	➔	→ 10/01; Nutzlast [kg]: 1.000		<b>03.0137-9219.2</b>	<b>669219</b>	TRW
1.9 D Combinato	51	06/95→04/02	➔	11/01→ 03/02; Nutzlast [kg]: 1.000		<b>03.0137-9285.2</b>	<b>669285</b>	AP
1.9 TD	66	04/98→04/02						
1.9 TD Combinato	59	08/94→04/02	➔	03/94→04/02				
1.9 TD Panorama/Combinato	60	03/94→04/02						

↓

	kW				! #		
<b>FIAT - DUCATO Bus (230_) 03/94→04/02</b>							
<b>Zubehörsatz, Bremsbacken</b>							
1.9 D	59	05/98→11/01	➡	→ 10/01; Nutzlast [kg]: 1.000		<b>03.0137-9219.2 669219</b>	TRW
			➡	11/01→; Nutzlast [kg]: 1.000		<b>03.0137-9285.2 669285</b>	AP
2.0 4x4	80	11/94→11/01	➡	→ 10/01; Nutzlast [kg]: 1.800		<b>03.0137-9219.2 669219</b>	TRW
			➡	→ 10/01; Nutzlast ab [kg] 1.000 Nutzlast bis [kg] 1.400		<b>03.0137-9219.2 669219</b>	TRW
			➡	11/01→; Nutzlast ab [kg] 1.000 Nutzlast bis [kg] 1.400		<b>03.0137-9285.2 669285</b>	AP
2.0 JTD	62	10/01→04/02	➡	→ 03/02; Nutzlast [kg]: 1.400		<b>03.0137-9285.2 669285</b>	AP
2.0 Panorama/Combinato	80	03/94→04/02	➡	→ 10/01; Nutzlast [kg]: 1.800		<b>03.0137-9219.2 669219</b>	TRW
			➡	→ 10/01; Nutzlast ab [kg] 1.000 Nutzlast bis [kg] 1.400		<b>03.0137-9219.2 669219</b>	TRW
			➡	11/01→ 03/02; Nutzlast ab [kg] 1.000 Nutzlast bis [kg] 1.400		<b>03.0137-9285.2 669285</b>	AP
2.5 D Combinato	62	08/94→04/02	➡	→ 10/01; Nutzlast [kg]: 1.400		<b>03.0137-9219.2 669219</b>	TRW
2.5 TD	70	03/94→04/02	➡	→ 10/01; Nutzlast [kg]: 1.800		<b>03.0137-9219.2 669219</b>	TRW
2.5 TDI Panorama/Combinato	80	07/94→04/02	➡	→ 10/01; Nutzlast [kg]: 1.800		<b>03.0137-9219.2 669219</b>	TRW
2.5 TDI Panorama/Combinato	85	03/94→04/02	➡	11/01→ 03/02; Nutzlast [kg]: 1.400		<b>03.0137-9285.2 669285</b>	AP
2.8 D	64	02/98→04/02					
2.8 JTD	94	11/00→04/02					
2.8 JTD 4x4	94	11/00→04/02					
2.8 TDI	90	10/97→04/02					
2.8 TDI 4x4	90	07/99→04/02					
2.5 TD	85	06/94→09/01	➡	Nutzlast [kg]: 1.800		<b>03.0137-9219.2 669219</b>	TRW
2.5 TD 4x4	80	11/94→04/98	➡	Nutzlast [kg]: 1.400		<b>03.0137-9219.2 669219</b>	TRW
2.5 TDI 4x4	85	04/97→04/02	➡	→ 10/01; Nutzlast [kg]: 1.400		<b>03.0137-9219.2 669219</b>	TRW
			➡	11/01→ 03/02; Nutzlast [kg]: 1.400		<b>03.0137-9285.2 669285</b>	AP
<b>Bremstrommel</b>							
1.9 D	50	04/98→04/02	➡	→ 03/02; Nutzlast [kg]: 1.000		<b>24.0225-4002.1 480048</b>	Ø 254,0 x 64,4 / 255,6
1.9 D Combinato	51	06/95→04/02					
1.9 TD	66	04/98→04/02					
1.9 TD Combinato	59	08/94→04/02					
1.9 TD Panorama/Combinato	60	03/94→04/02					
1.9 D	59	05/98→11/01	➡	Nutzlast [kg]: 1.000		<b>24.0225-4002.1 480048</b>	Ø 254,0 x 64,4 / 255,6
2.0 4x4	80	11/94→11/01	➡	Nutzlast ab [kg] 1.000 Nutzlast bis [kg] 1.400		<b>24.0225-4002.1 480048</b>	Ø 254,0 x 64,4 / 255,6
			➡	→ 10/01; Nutzlast [kg]: 1.800		<b>24.0225-4005.1 480070</b>	Ø 254,0 x 64,5 / 255,6
2.0 JTD	62	10/01→04/02	➡	→ 03/02; Nutzlast [kg]: 1.400		<b>24.0225-4002.1 480048</b>	Ø 254,0 x 64,4 / 255,6
2.5 TDI 4x4	85	04/97→04/02					
2.0 Panorama/Combinato	80	03/94→04/02	➡	→ 03/02; Nutzlast ab [kg] 1.000 Nutzlast bis [kg] 1.400		<b>24.0225-4002.1 480048</b>	Ø 254,0 x 64,4 / 255,6
			➡	→ 10/01; Nutzlast [kg]: 1.800		<b>24.0225-4005.1 480070</b>	Ø 254,0 x 64,5 / 255,6
2.5 D Combinato	62	08/94→04/02	➡	→ 03/02; Nutzlast [kg]: 1.400		<b>24.0225-4002.1 480048</b>	Ø 254,0 x 64,4 / 255,6
2.5 TD	70	03/94→04/02	➡	→ 10/01; Nutzlast [kg]: 1.800		<b>24.0225-4005.1 480070</b>	Ø 254,0 x 64,5 / 255,6
2.5 TDI Panorama/Combinato	80	07/94→04/02					
2.5 TDI Panorama/Combinato	85	03/94→04/02					
2.8 D	64	02/98→04/02					
2.8 JTD	94	11/00→04/02					
2.8 JTD 4x4	94	11/00→04/02					
2.8 TDI	90	10/97→04/02					
2.8 TDI 4x4	90	07/99→04/02					
2.5 TD	85	06/94→09/01	➡	Nutzlast [kg]: 1.400		<b>24.0225-4002.1 480048</b>	Ø 254,0 x 64,4 / 255,6
2.5 TD 4x4	80	11/94→04/98	➡	Nutzlast [kg]: 1.800		<b>24.0225-4005.1 480070</b>	Ø 254,0 x 64,5 / 255,6
<b>Bremsbackensatz</b>							
1.9 D	50	04/98→04/02	➡	→ 10/01; Nutzlast [kg]: 1.000;		<b>03.0137-0333.2 650333</b>	TRW Ø 254 x 57 + HEB
1.9 D Combinato	51	06/95→04/02		nicht für Wohnmobile		<b>03.0520-0925.3 690925</b>	TRW Ø 254 x 57 Ø 25,4 + RZ / + Zub TopKit
1.9 TD	66	04/98→04/02					
1.9 TD Combinato	59	08/94→04/02					
1.9 TD Panorama/Combinato	60	03/94→04/02	➡	11/01→ 03/02; Nutzlast [kg]: 1.000		<b>03.0137-0432.2 650432</b>	AP Ø 254 x 57 + HEB
						<b>03.0520-0326.3 690326</b>	AP Ø 254 x 57 Ø 26,99 + RZ / + Zub TopKit
1.9 D	59	05/98→11/01	➡	→ 10/01; Nutzlast [kg]: 1.000;		<b>03.0137-0333.2 650333</b>	TRW Ø 254 x 57 + HEB
				nicht für Wohnmobile		<b>03.0520-0925.3 690925</b>	TRW Ø 254 x 57 Ø 25,4 + RZ / + Zub TopKit
			➡	11/01→; Nutzlast [kg]: 1.000		<b>03.0137-0432.2 650432</b>	AP Ø 254 x 57 + HEB

	kw			 	! #		
<b>FIAT - DUCATO Bus (230_) 03/94→04/02</b>							
<b>Bremsbackensatz</b>							
1.9 D	59	05/98→11/01	➡	11/01→; Nutzlast [kg]: 1.000		<b>03.0520-0326.3 690326</b>	AP Ø 254 x 57 Ø 26,99 + RZ / + Zub TopKit
2.0 4x4	80	11/94→11/01	➡	→ 10/01; Nutzlast ab [kg] 1.000 Nutzlast bis [kg] 1.400; nicht für Wohnmobile		<b>03.0137-0333.2 650333</b> <b>03.0520-0925.3 690925</b>	TRW Ø 254 x 57 + HEB TRW Ø 254 x 57 Ø 25,4 + RZ / + Zub TopKit
			➡	→ 10/01; Nutzlast [kg]: 1.800; nicht für Wohnmobile		<b>03.0137-0334.2 650334</b> <b>03.0520-0728.3 690728</b>	TRW Ø 254 x 57 + HEB TRW Ø 254 x 57 Ø 28,57 + RZ / + Zub TopKit
			➡	11/01→; Nutzlast ab [kg] 1.000 Nutzlast bis [kg] 1.400		<b>03.0137-0432.2 650432</b> <b>03.0520-0326.3 690326</b>	AP Ø 254 x 57 + HEB AP Ø 254 x 57 Ø 26,99 + RZ / + Zub TopKit
2.0 JTD	62	10/01→04/02	➡	→ 03/02; Nutzlast [kg]: 1.400		<b>03.0137-0432.2 650432</b> <b>03.0520-0326.3 690326</b>	AP Ø 254 x 57 + HEB AP Ø 254 x 57 Ø 26,99 + RZ / + Zub TopKit
2.0 Panorama/Combinato	80	03/94→04/02	➡	→ 10/01; Nutzlast ab [kg] 1.000 Nutzlast bis [kg] 1.400; nicht für Wohnmobile		<b>03.0137-0333.2 650333</b> <b>03.0520-0925.3 690925</b>	TRW Ø 254 x 57 + HEB TRW Ø 254 x 57 Ø 25,4 + RZ / + Zub TopKit
			➡	→ 10/01; Nutzlast [kg]: 1.800; nicht für Wohnmobile		<b>03.0137-0334.2 650334</b> <b>03.0520-0728.3 690728</b>	TRW Ø 254 x 57 + HEB TRW Ø 254 x 57 Ø 28,57 + RZ / + Zub TopKit
			➡	11/01→ 03/02; Nutzlast ab [kg] 1.000 Nutzlast bis [kg] 1.400		<b>03.0137-0432.2 650432</b> <b>03.0520-0326.3 690326</b>	AP Ø 254 x 57 + HEB AP Ø 254 x 57 Ø 26,99 + RZ / + Zub TopKit
2.5 D Combinato	62	08/94→04/02	➡	→ 10/01; Nutzlast [kg]: 1.400; nicht für Wohnmobile		<b>03.0137-0333.2 650333</b> <b>03.0520-0925.3 690925</b>	TRW Ø 254 x 57 + HEB TRW Ø 254 x 57 Ø 25,4 + RZ / + Zub TopKit
			➡	→ 10/01; Nutzlast [kg]: 1.800; nicht für Wohnmobile		<b>03.0137-0334.2 650334</b> <b>03.0520-0728.3 690728</b>	TRW Ø 254 x 57 + HEB TRW Ø 254 x 57 Ø 28,57 + RZ / + Zub TopKit
			➡	11/01→ 03/02; Nutzlast [kg]: 1.400		<b>03.0137-0432.2 650432</b> <b>03.0520-0326.3 690326</b>	AP Ø 254 x 57 + HEB AP Ø 254 x 57 Ø 26,99 + RZ / + Zub TopKit
2.5 TD	70	03/94→04/02	➡	→ 10/01; Nutzlast [kg]: 1.400; nicht für Wohnmobile		<b>03.0137-0333.2 650333</b> <b>03.0520-0226.3 690226</b>	TRW Ø 254 x 57 + HEB TRW Ø 254 x 57 Ø 26,99 + RZ / + Zub TopKit
2.5 TDI Panorama/Combinato	80	07/94→04/02	➡	→ 10/01; Nutzlast [kg]: 1.800; nicht für Wohnmobile		<b>03.0137-0334.2 650334</b> <b>03.0520-0728.3 690728</b>	TRW Ø 254 x 57 + HEB TRW Ø 254 x 57 Ø 28,57 + RZ / + Zub TopKit
2.5 TDI Panorama/Combinato	85	03/94→04/02	➡	→ 10/01; Nutzlast [kg]: 1.800; nicht für Wohnmobile		<b>03.0137-0334.2 650334</b> <b>03.0520-0728.3 690728</b>	TRW Ø 254 x 57 + HEB TRW Ø 254 x 57 Ø 28,57 + RZ / + Zub TopKit
2.8 D	64	02/98→04/02	➡	→ 10/01; Nutzlast [kg]: 1.800; nicht für Wohnmobile		<b>03.0137-0334.2 650334</b> <b>03.0520-0728.3 690728</b>	TRW Ø 254 x 57 + HEB TRW Ø 254 x 57 Ø 28,57 + RZ / + Zub TopKit
2.8 JTD	94	11/00→04/02	➡	→ 10/01; Nutzlast [kg]: 1.800; nicht für Wohnmobile		<b>03.0137-0334.2 650334</b> <b>03.0520-0728.3 690728</b>	TRW Ø 254 x 57 + HEB TRW Ø 254 x 57 Ø 28,57 + RZ / + Zub TopKit
2.8 JTD 4x4	94	11/00→04/02	➡	→ 10/01; Nutzlast [kg]: 1.800; nicht für Wohnmobile		<b>03.0137-0334.2 650334</b> <b>03.0520-0728.3 690728</b>	TRW Ø 254 x 57 + HEB TRW Ø 254 x 57 Ø 28,57 + RZ / + Zub TopKit
2.8 TDI	90	10/97→04/02	➡	11/01→ 03/02; Nutzlast [kg]: 1.400		<b>03.0137-0432.2 650432</b> <b>03.0520-0326.3 690326</b>	AP Ø 254 x 57 + HEB AP Ø 254 x 57 Ø 26,99 + RZ / + Zub TopKit
2.8 TDI 4x4	90	07/99→04/02	➡	11/01→ 03/02; Nutzlast [kg]: 1.400		<b>03.0137-0432.2 650432</b> <b>03.0520-0326.3 690326</b>	AP Ø 254 x 57 + HEB AP Ø 254 x 57 Ø 26,99 + RZ / + Zub TopKit
2.5 TD	85	06/94→09/01	➡	Nutzlast [kg]: 1.400; nicht für Wohnmobile		<b>03.0137-0333.2 650333</b> <b>03.0520-0226.3 690226</b>	TRW Ø 254 x 57 + HEB TRW Ø 254 x 57 Ø 26,99 + RZ / + Zub TopKit
2.5 TD 4x4	80	11/94→04/98	➡	Nutzlast [kg]: 1.800; nicht für Wohnmobile		<b>03.0137-0334.2 650334</b> <b>03.0520-0728.3 690728</b>	TRW Ø 254 x 57 + HEB TRW Ø 254 x 57 Ø 28,57 + RZ / + Zub TopKit
2.5 TDI 4x4	85	04/97→04/02	➡	→ 10/01; Nutzlast [kg]: 1.400; nicht für Wohnmobile		<b>03.0137-0333.2 650333</b> <b>03.0520-0226.3 690226</b>	TRW Ø 254 x 57 + HEB TRW Ø 254 x 57 Ø 26,99 + RZ / + Zub TopKit
			➡	11/01→ 03/02; Nutzlast [kg]: 1.400		<b>03.0137-0432.2 650432</b> <b>03.0520-0326.3 690326</b>	AP Ø 254 x 57 + HEB AP Ø 254 x 57 Ø 26,99 + RZ / + Zub TopKit
<b>Bremsbackensatz, Feststellbremse</b>							
2.0 4x4	80	11/94→11/01	➡	11/01→; Nutzlast [kg]: 1.800; - Stutzlager		<b>03.0137-4002.2 654002</b>	Ø 172 x 42 + Zub
2.0 JTD	62	10/01→04/02	➡	→ 03/02; Nutzlast [kg]: 1.800; - Stutzlager		<b>03.0137-4002.2 654002</b>	Ø 172 x 42 + Zub
2.0 Panorama/Combinato	80	03/94→04/02	➡	11/01→ 03/02; Nutzlast [kg]: 1.800; - Stutzlager		<b>03.0137-4002.2 654002</b>	Ø 172 x 42 + Zub
2.5 D Combinato	62	08/94→04/02	➡	11/01→ 03/02; Nutzlast [kg]: 1.800; - Stutzlager		<b>03.0137-4002.2 654002</b>	Ø 172 x 42 + Zub
2.5 TD	70	03/94→04/02	➡	11/01→ 03/02; Nutzlast [kg]: 1.800; - Stutzlager		<b>03.0137-4002.2 654002</b>	Ø 172 x 42 + Zub
2.5 TDI Panorama/Combinato	80	07/94→04/02	➡	11/01→ 03/02; Nutzlast [kg]: 1.800; - Stutzlager		<b>03.0137-4002.2 654002</b>	Ø 172 x 42 + Zub
2.5 TDI Panorama/Combinato	85	03/94→04/02	➡	11/01→ 03/02; Nutzlast [kg]: 1.800; - Stutzlager		<b>03.0137-4002.2 654002</b>	Ø 172 x 42 + Zub
2.8 D	64	02/98→04/02	➡	11/01→ 03/02; Nutzlast [kg]: 1.800; - Stutzlager		<b>03.0137-4002.2 654002</b>	Ø 172 x 42 + Zub
2.8 JTD	94	11/00→04/02	➡	11/01→ 03/02; Nutzlast [kg]: 1.800; - Stutzlager		<b>03.0137-4002.2 654002</b>	Ø 172 x 42 + Zub
2.8 JTD 4x4	94	11/00→04/02	➡	11/01→ 03/02; Nutzlast [kg]: 1.800; - Stutzlager		<b>03.0137-4002.2 654002</b>	Ø 172 x 42 + Zub
↓							

	kW			 	! #		
<b>FIAT - DUCATO Bus (230_) 03/94→04/02</b>							
<b> Bremsbackensatz, Feststellbremse</b>							
2.8 TDI 2.8 TDI 4x4	90 90	10/97→04/02 07/99→04/02	➔	11/01→ 03/02; Nutzlast [kg]: 1.800; - Stutzlager		03.0137-4002.2 654002	Ø 172 x 42 + Zub
<b> Seilzug, Feststellbremse</b>							
1.9 D 1.9 D Combinato 1.9 TD 1.9 TD Combinato 1.9 TD Panorama/ Combinato	50 51 66 59 60	04/98→04/02 06/95→04/02 04/98→04/02 08/94→04/02 03/94→04/02	←	☒; → 03/02; Nutzlast [kg]: 1.000; Scheibenbremse	1	24.3727-0300.2 580300	L= 1.078
			←	☒; 10/99→ 10/01; Nutzlast [kg]: 1.000; Trommelbremse	1	24.3727-0300.2 580300	L= 1.078
			←	☒; 11/01→ 03/02; Nutzlast [kg]: 1.000; Trommelbremse	1	24.3727-0300.2 580300	L= 1.078
			←	☒; → 09/99; Nutzlast [kg]: 1.000; Trommelbremse	1	24.3727-0300.2 580300	L= 1.078
			➔	☒; → 03/02; Nutzlast [kg]: 1.000; Scheibenbremse	1	24.3727-0340.2 580340	L= 3.025
			➔	☒; 11/01→ 03/02; Nutzlast [kg]: 1.000; Trommelbremse	1	24.3727-0343.2 580343	L= 2.827
			➔	☒; 10/99→ 10/01; Nutzlast [kg]: 1.000; Trommelbremse	1	24.3727-0344.2 580344	L= 2.806
			➔	☒; → 09/99; Nutzlast [kg]: 1.000; Trommelbremse	1	24.3727-0345.2 580345	L= 3.045
1.9 D	59	05/98→11/01	←	☒; Nutzlast [kg]: 1.000; Scheibenbremse	1	24.3727-0300.2 580300	L= 1.078
			←	☒; 10/99→ 10/01; Nutzlast [kg]: 1.000; Trommelbremse	1	24.3727-0300.2 580300	L= 1.078
			←	☒; → 09/99; Nutzlast [kg]: 1.000; Trommelbremse	1	24.3727-0300.2 580300	L= 1.078
			←	☒; 11/01→; Nutzlast [kg]: 1.000; Trommelbremse	1	24.3727-0300.2 580300	L= 1.078
			➔	☒; Nutzlast [kg]: 1.000; Scheibenbremse	1	24.3727-0340.2 580340	L= 3.025
			➔	☒; 11/01→; Nutzlast [kg]: 1.000; Trommelbremse	1	24.3727-0343.2 580343	L= 2.827
			➔	☒; 10/99→ 10/01; Nutzlast [kg]: 1.000; Trommelbremse	1	24.3727-0344.2 580344	L= 2.806
			➔	☒; → 09/99; Nutzlast [kg]: 1.000; Trommelbremse	1	24.3727-0345.2 580345	L= 3.045
2.0 4x4	80	11/94→11/01	←	☒; 11/01→; Nutzlast ab [kg] 1.000 Nutzlast bis [kg] 1.800; Trommelbremse	1	24.3727-0300.2 580300	L= 1.078
			←	☒; 10/99→ 10/01; Nutzlast ab [kg] 1.000 Nutzlast bis [kg] 1.800; Trommelbremse	1	24.3727-0300.2 580300	L= 1.078
			←	☒; Nutzlast ab [kg] 1.000 Nutzlast bis [kg] 1.800; Scheibenbremse	1	24.3727-0300.2 580300	L= 1.078
			←	☒; → 09/99; Nutzlast ab [kg] 1.000 Nutzlast bis [kg] 1.800; Trommelbremse	1	24.3727-0300.2 580300	L= 1.078
			➔	☒; Nutzlast ab [kg] 1.000 Nutzlast bis [kg] 1.800; Scheibenbremse	1	24.3727-0340.2 580340	L= 3.025
			➔	☒; 11/01→; Nutzlast ab [kg] 1.000 Nutzlast bis [kg] 1.800; Trommelbremse	1	24.3727-0343.2 580343	L= 2.827
			➔	☒; 10/99→ 10/01; Nutzlast ab [kg] 1.000 Nutzlast bis [kg] 1.800; Trommelbremse	1	24.3727-0344.2 580344	L= 2.806
			➔	☒; → 09/99; Nutzlast ab [kg] 1.000 Nutzlast bis [kg] 1.800; Trommelbremse	1	24.3727-0345.2 580345	L= 3.045
2.0 JTD	62	10/01→04/02	←	☒; → 03/02; Nutzlast ab [kg] 1.400 Nutzlast bis [kg] 1.800; Trommelbremse	1	24.3727-0300.2 580300	L= 1.078
			←	☒; → 03/02; Nutzlast ab [kg] 1.400 Nutzlast bis [kg] 1.800; Scheibenbremse	1	24.3727-0300.2 580300	L= 1.078
			➔	☒; → 03/02; Nutzlast ab [kg] 1.400 Nutzlast bis [kg] 1.800; Scheibenbremse	1	24.3727-0340.2 580340	L= 3.025
			➔	☒; → 03/02; Nutzlast ab [kg] 1.400 Nutzlast bis [kg] 1.800; Trommelbremse	1	24.3727-0343.2 580343	L= 2.827
2.0 Panorama/Combinato	80	03/94→04/02	←	☒; 11/01→ 03/02; Nutzlast ab [kg] 1.000 Nutzlast bis [kg] 1.800; Trommelbremse	1	24.3727-0300.2 580300	L= 1.078
			←	☒; 10/99→ 10/01; Nutzlast ab [kg] 1.000 Nutzlast bis [kg] 1.800; Trommelbremse	1	24.3727-0300.2 580300	L= 1.078
			←	☒; → 09/99; Nutzlast ab [kg] 1.000 Nutzlast bis [kg] 1.800; Trommelbremse	1	24.3727-0300.2 580300	L= 1.078
			←	☒; → 03/02; Nutzlast ab [kg] 1.000 Nutzlast bis [kg] 1.800; Scheibenbremse	1	24.3727-0300.2 580300	L= 1.078
			➔	☒; → 03/02; Nutzlast ab [kg] 1.000 Nutzlast bis [kg] 1.800; Scheibenbremse	1	24.3727-0340.2 580340	L= 3.025
			➔	☒; 11/01→ 03/02; Nutzlast ab [kg] 1.000 Nutzlast bis [kg] 1.800; Trommelbremse	1	24.3727-0343.2 580343	L= 2.827
			➔	☒; 10/99→ 10/01; Nutzlast ab [kg] 1.000 Nutzlast bis [kg] 1.800; Trommelbremse	1	24.3727-0344.2 580344	L= 2.806



**FIAT - DUCATO Bus (230\_) 03/94→04/02**

**Seilzug, Feststellbremse**

2.0 Panorama/Combinato	80	03/94→04/02	➔	☒; → 09/99; Nutzlast ab [kg] 1.000 Nutzlast bis [kg] 1.800; Trommelbremse	1	24.3727-0345.2	580345	L= 3.045
2.5 D Combinato	62	08/94→04/02	←	☒; → 03/02; Nutzlast ab [kg] 1.400 Nutzlast bis [kg] 1.800; Scheibenbremse	1	24.3727-0300.2	580300	L= 1.078
2.5 TD	70	03/94→04/02	←	☒; → 03/02; Nutzlast ab [kg] 1.400 Nutzlast bis [kg] 1.800; Trommelbremse	1	24.3727-0300.2	580300	L= 1.078
2.5 TDI 4x4	85	04/97→04/02	←	☒; 11/01→ 03/02; Nutzlast ab [kg] 1.400 Nutzlast bis [kg] 1.800; Trommelbremse	1	24.3727-0300.2	580300	L= 1.078
2.5 TDI Panorama/Combinato	80	07/94→04/02	←	☒; → 09/99; Nutzlast ab [kg] 1.400 Nutzlast bis [kg] 1.800; Trommelbremse	1	24.3727-0300.2	580300	L= 1.078
2.5 TDI Panorama/Combinato	85	03/94→04/02	←	☒; → 09/99; Nutzlast ab [kg] 1.400 Nutzlast bis [kg] 1.800; Trommelbremse	1	24.3727-0300.2	580300	L= 1.078
2.8 D	64	02/98→04/02	←	☒; 10/99→ 10/01; Nutzlast ab [kg] 1.400 Nutzlast bis [kg] 1.800; Trommelbremse	1	24.3727-0300.2	580300	L= 1.078
2.8 TDI	90	10/97→04/02	←	☒; 10/99→ 10/01; Nutzlast ab [kg] 1.400 Nutzlast bis [kg] 1.800; Trommelbremse	1	24.3727-0300.2	580300	L= 1.078
2.8 TDI 4x4	90	07/99→04/02	➔	☒; → 03/02; Nutzlast ab [kg] 1.400 Nutzlast bis [kg] 1.800; Scheibenbremse	1	24.3727-0340.2	580340	L= 3.025
			➔	☒; 11/01→ 03/02; Nutzlast ab [kg] 1.400 Nutzlast bis [kg] 1.800; Trommelbremse	1	24.3727-0343.2	580343	L= 2.827
			➔	☒; 10/99→ 10/01; Nutzlast ab [kg] 1.400 Nutzlast bis [kg] 1.800; Trommelbremse	1	24.3727-0344.2	580344	L= 2.806
			➔	☒; → 09/99; Nutzlast ab [kg] 1.400 Nutzlast bis [kg] 1.800; Trommelbremse	1	24.3727-0345.2	580345	L= 3.045
2.5 TD	85	06/94→09/01	←	☒; → 09/99; Nutzlast ab [kg] 1.400 Nutzlast bis [kg] 1.800; Trommelbremse	1	24.3727-0300.2	580300	L= 1.078
			←	☒; 10/99→; Nutzlast ab [kg] 1.400 Nutzlast bis [kg] 1.800; Trommelbremse	1	24.3727-0300.2	580300	L= 1.078
			←	☒; Nutzlast ab [kg] 1.400 Nutzlast bis [kg] 1.800; Scheibenbremse	1	24.3727-0300.2	580300	L= 1.078
			➔	☒; Nutzlast ab [kg] 1.400 Nutzlast bis [kg] 1.800; Scheibenbremse	1	24.3727-0340.2	580340	L= 3.025
			➔	☒; 10/99→; Nutzlast ab [kg] 1.400 Nutzlast bis [kg] 1.800; Trommelbremse	1	24.3727-0344.2	580344	L= 2.806
			➔	☒; → 09/99; Nutzlast ab [kg] 1.400 Nutzlast bis [kg] 1.800; Trommelbremse	1	24.3727-0345.2	580345	L= 3.045
2.5 TD 4x4	80	11/94→04/98	←	☒; Nutzlast ab [kg] 1.400 Nutzlast bis [kg] 1.800; Trommelbremse	1	24.3727-0300.2	580300	L= 1.078
			←	☒; Nutzlast ab [kg] 1.400 Nutzlast bis [kg] 1.800; Scheibenbremse	1	24.3727-0300.2	580300	L= 1.078
			➔	☒; Nutzlast ab [kg] 1.400 Nutzlast bis [kg] 1.800; Scheibenbremse	1	24.3727-0340.2	580340	L= 3.025
			➔	☒; Nutzlast ab [kg] 1.400 Nutzlast bis [kg] 1.800; Trommelbremse	1	24.3727-0345.2	580345	L= 3.045
2.8 JTD	94	11/00→04/02	←	☒; 11/01→ 03/02; Nutzlast ab [kg] 1.400 Nutzlast bis [kg] 1.800; Trommelbremse	1	24.3727-0300.2	580300	L= 1.078
2.8 JTD 4x4	94	11/00→04/02	←	☒; → 10/01; Nutzlast ab [kg] 1.400 Nutzlast bis [kg] 1.800; Trommelbremse	1	24.3727-0300.2	580300	L= 1.078
			←	☒; → 03/02; Nutzlast ab [kg] 1.400 Nutzlast bis [kg] 1.800; Scheibenbremse	1	24.3727-0300.2	580300	L= 1.078
			➔	☒; → 03/02; Nutzlast ab [kg] 1.400 Nutzlast bis [kg] 1.800; Scheibenbremse	1	24.3727-0340.2	580340	L= 3.025
			➔	☒; 11/01→ 03/02; Nutzlast ab [kg] 1.400 Nutzlast bis [kg] 1.800; Trommelbremse	1	24.3727-0343.2	580343	L= 2.827
			➔	☒; → 10/01; Nutzlast ab [kg] 1.400 Nutzlast bis [kg] 1.800; Trommelbremse	1	24.3727-0344.2	580344	L= 2.806













**FIAT - DUCATO Bus (244\_) 04/02→**










**Radbremsszylinder**








2.0	81	04/02→	➔	→ 07/06; Nutzlast ab [kg] 1.100 Nutzlast bis [kg] 1.500	24.3226-1702.3	020469	Ø 26,99 GG
2.0 Bipower	81	11/02→	➔				
2.0 JTD	62	04/02→	➔				
2.3 JTD	81	04/02→	➔				
2.8 JTD	94	04/02→	➔				
2.8 JTD 4x4	94	07/02→	➔				
2.0 4x4	81	05/02→07/06	➔	Nutzlast ab [kg] 1.100 Nutzlast bis [kg] 1.500	24.3226-1702.3	020469	Ø 26,99 GG
2.8 JTD	107	04/04→07/06	➔				
2.8 TD	90	11/03→07/06	➔				
2.8 TD 4x4	90	11/03→07/06	➔				

**Zubehörsatz, Bremsbacken**










2.0	81	04/02→	➔	→ 07/06; Nutzlast ab [kg] 1.100 Nutzlast bis [kg] 1.500	03.0137-9285.2	669285	AP
2.0 Bipower	81	11/02→	➔				
2.0 JTD	62	04/02→	➔				
2.3 JTD	81	04/02→	➔				
2.8 JTD	94	04/02→	➔				
2.8 JTD 4x4	94	07/02→	➔				
2.0 4x4	81	05/02→07/06	➔	Nutzlast ab [kg] 1.100 Nutzlast bis [kg] 1.500	03.0137-9285.2	669285	AP
2.8 JTD	107	04/04→07/06	➔				
2.8 TD	90	11/03→07/06	➔				








	kw			 	! #						
<b>FIAT - DUCATO Bus (244_) 04/02→</b>											
<b>Zubehörsatz, Bremsbacken</b>											
2.8 TD 4x4	90	11/03→07/06	➔	Nutzlast ab [kg] 1.100 Nutzlast bis [kg] 1.500		03.0137-9285.2 669285	AP				
<b> Bremstrommel</b>											
2.0	81	04/02→	➔	→ 07/06; Nutzlast ab [kg] 1.100 Nutzlast bis [kg] 1.500		24.0225-4002.1 480048	Ø 254,0 x 64,4 / 255,6				
2.0 Bipower	81	11/02→									
2.0 JTD	62	04/02→									
2.3 JTD	81	04/02→									
2.8 JTD	94	04/02→									
2.8 JTD 4x4	94	07/02→									
2.0 4x4	81	05/02→07/06	➔	Nutzlast ab [kg] 1.100 Nutzlast bis [kg] 1.500		24.0225-4002.1 480048	Ø 254,0 x 64,4 / 255,6				
2.8 JTD	107	04/04→07/06									
2.8 TD	90	11/03→07/06									
2.8 TD 4x4	90	11/03→07/06									
<b> Bremsbackensatz</b>											
2.0	81	04/02→	➔	→ 07/06; Nutzlast ab [kg] 1.100 Nutzlast bis [kg] 1.500		03.0137-0432.2 650432	AP Ø 254 x 57 + HEB				
2.0 Bipower	81	11/02→									
2.0 JTD	62	04/02→									
2.3 JTD	81	04/02→									
2.8 JTD	94	04/02→									
2.8 JTD 4x4	94	07/02→									
2.0 4x4	81	05/02→07/06	➔	Nutzlast ab [kg] 1.100 Nutzlast bis [kg] 1.500		03.0137-0432.2 650432	AP Ø 254 x 57 + HEB				
2.8 JTD	107	04/04→07/06				03.0520-0326.3 690326	AP Ø 254 x 57 Ø 26,99 + RZ / + Zub TopKit				
2.8 TD	90	11/03→07/06									
2.8 TD 4x4	90	11/03→07/06									
<b> Bremsbackensatz, Feststellbremse</b>											
2.0	81	04/02→	➔	→ 07/06; Nutzlast ab [kg] 1.100 Nutzlast bis [kg] 1.800; - Stutzlager		03.0137-4002.2 654002	Ø 172 x 42 + Zub				
2.0 Bipower	81	11/02→									
2.0 JTD	62	04/02→									
2.3 JTD	81	04/02→									
2.8 JTD	94	04/02→									
2.8 JTD 4x4	94	07/02→									
2.0 4x4	81	05/02→07/06	➔	Nutzlast ab [kg] 1.100 Nutzlast bis [kg] 1.800; - Stutzlager		03.0137-4002.2 654002	Ø 172 x 42 + Zub				
2.8 JTD	107	04/04→07/06									
2.8 TD	90	11/03→07/06									
2.8 TD 4x4	90	11/03→07/06									
<b> Seilzug, Feststellbremse</b>											
2.0	81	04/02→	←	☒; → 07/06; Nutzlast ab [kg] 1.100 Nutzlast bis [kg] 1.800; Scheiben/Trommel	1	24.3727-0300.2 580300	L= 1.078				
2.0 Bipower	81	11/02→									
2.0 JTD	62	04/02→	➔	☒; → 07/06; Nutzlast ab [kg] 1.100 Nutzlast bis [kg] 1.800; Trommelbremse	1	24.3727-0343.2 580343	L= 2.827				
2.3 JTD	81	04/02→									
2.8 JTD	94	04/02→									
2.0 4x4	81	05/02→07/06	←	☒; Nutzlast ab [kg] 1.100 Nutzlast bis [kg] 1.800; Scheiben/Trommel	1	24.3727-0300.2 580300	L= 1.078				
2.8 JTD	107	04/04→07/06									
2.8 TD	90	11/03→07/06	➔	☒; Nutzlast ab [kg] 1.100 Nutzlast bis [kg] 1.800; Trommelbremse	1	24.3727-0343.2 580343	L= 2.827				
2.8 JTD 4x4	94	07/02→									
2.8 JTD 4x4	94	07/02→	←	☒; → 07/06; Nutzlast ab [kg] 1.100 Nutzlast bis [kg] 1.800; Scheiben/Trommel	1	24.3727-0562.2 580562	L= 1.059				
2.8 JTD 4x4	94		➔					☒; → 07/06; Nutzlast ab [kg] 1.100 Nutzlast bis [kg] 1.800; Trommelbremse	1	24.3727-0343.2 580343	L= 2.827
2.8 TD 4x4	90	11/03→07/06	←	☒; Nutzlast ab [kg] 1.100 Nutzlast bis [kg] 1.800; Scheiben/Trommel	1	24.3727-0562.2 580562	L= 1.059				
2.8 TD 4x4	90		➔					☒; Nutzlast ab [kg] 1.100 Nutzlast bis [kg] 1.800; Trommelbremse	1	24.3727-0343.2 580343	L= 2.827
<b>FIAT - DUCATO Bus (250_, 290_) 07/06→</b>											
<b> Bremsbackensatz, Feststellbremse</b>											
100 Multijet 2,2 D	74	07/06→	➔			03.0137-4004.2 654004	Ø 172 x 42 + Zub				
110 Multijet 2,3 D	83	10/11→									
115 Multijet 2,0 D	85	06/11→									
120 Multijet 2,3 D	88	07/06→									
130 Multijet 2,3 D	93	01/10→									
130 Multijet 2,3 D	96	01/11→									
140 Natural Power	100	04/09→									
150 Multijet 2,3 D	109	06/11→									
150 Multijet 3,0 D	107	04/10→									
160 Multijet 3,0 D	115	10/06→									
160 Multijet 3,0 D	116	07/06→									
180 Multijet 2,3 D	130	12/15→									
180 Multijet 3,0 D	130	06/11→									
150 Multijet 2,3 D	110	04/15→	➔					12/15→		03.0137-4004.2 654004	Ø 172 x 42 + Zub














	kw			 	! #		
<b>FIAT - DUCATO Kasten (230_) 03/94→04/02</b>							
<b> Radbremszylinder</b>							
1.9 D	50	04/98→04/02	➡	→ 10/01; Nutzlast [kg]: 1.000		24.3225-1701.3 020399	Ø 25,4 GG
1.9 D	51	03/94→04/02	➡				
1.9 TD	60	03/94→04/02	➡	11/01→ 03/02; Nutzlast [kg]: 1.000		24.3226-1702.3 020469	Ø 26,99 GG
1.9 TD	66	04/98→04/02					
1.9 TD CAT	59	08/94→04/02					
1.9 TD	59	05/98→11/01	➡	→ 10/01; Nutzlast [kg]: 1.000		24.3225-1701.3 020399	Ø 25,4 GG
			➡	11/01→; Nutzlast [kg]: 1.000		24.3226-1702.3 020469	Ø 26,99 GG
2.0	80	03/94→04/02	➡	→ 10/01; Nutzlast ab [kg] 1.000 Nutzlast bis [kg] 1.400		24.3225-1701.3 020399	Ø 25,4 GG
2.0 4x4	80	11/94→04/02	➡	11/01→ 03/02; Nutzlast ab [kg] 1.000 Nutzlast bis [kg] 1.400		24.3226-1702.3 020469	Ø 26,99 GG
			➡	→ 10/01; Nutzlast [kg]: 1.800		24.3228-1701.3 020401	Ø 28,57 GG
2.0 JTD	62	10/01→04/02	➡	→ 03/02; Nutzlast [kg]: 1.400		24.3226-1702.3 020469	Ø 26,99 GG
2.5 D	62	03/94→04/02	➡	→ 10/01; Nutzlast [kg]: 1.400		24.3225-1701.3 020399	Ø 25,4 GG
2.5 D 4x4	62	03/94→04/02	➡	11/01→ 03/02; Nutzlast [kg]: 1.400		24.3226-1702.3 020469	Ø 26,99 GG
			➡	→ 10/01; Nutzlast [kg]: 1.800		24.3228-1701.3 020401	Ø 28,57 GG
2.5 TD	80	06/94→08/98	➡	Nutzlast [kg]: 1.400		24.3226-1702.3 020469	Ø 26,99 GG
2.5 TD 4x4	80	11/94→04/98					
2.5 TD 4x4	85	11/94→04/98	➡	Nutzlast [kg]: 1.800		24.3228-1701.3 020401	Ø 28,57 GG
2.8 TD 4x4	90	05/98→09/01					
2.5 TDI	80	03/94→04/02	➡	→ 10/01; Nutzlast [kg]: 1.400		24.3226-1702.3 020469	Ø 26,99 GG
2.5 TDI	85	03/94→04/02					
2.5 TDI 4x4	85	05/98→04/02	➡	11/01→ 03/02; Nutzlast [kg]: 1.400		24.3226-1702.3 020469	Ø 26,99 GG
2.8 D	64	05/98→04/02	➡	→ 10/01; Nutzlast [kg]: 1.800		24.3228-1701.3 020401	Ø 28,57 GG
2.8 D 4x4	64	08/98→04/02					
2.8 JTD	94	11/00→04/02					
2.8 JTD 4x4	94	11/00→04/02					
2.8 TDI	90	10/97→04/02					
2.8 TDI 4x4	90	06/99→04/02					
<b>Zubehörsatz, Bremsbacken</b>							
1.9 D	50	04/98→04/02	➡	→ 10/01; Nutzlast [kg]: 1.000		03.0137-9219.2 669219	TRW
1.9 D	51	03/94→04/02	➡				
1.9 TD	60	03/94→04/02	➡	11/01→ 03/02; Nutzlast [kg]: 1.000		03.0137-9285.2 669285	AP
1.9 TD	66	04/98→04/02					
1.9 TD CAT	59	08/94→04/02					
1.9 TD	59	05/98→11/01	➡	→ 10/01; Nutzlast [kg]: 1.000		03.0137-9219.2 669219	TRW
			➡	11/01→; Nutzlast [kg]: 1.000		03.0137-9285.2 669285	AP
2.0	80	03/94→04/02	➡	→ 10/01; Nutzlast [kg]: 1.800		03.0137-9219.2 669219	TRW
2.0 4x4	80	11/94→04/02	➡	→ 10/01; Nutzlast ab [kg] 1.000 Nutzlast bis [kg] 1.400		03.0137-9219.2 669219	TRW
			➡	11/01→ 03/02; Nutzlast ab [kg] 1.000 Nutzlast bis [kg] 1.400		03.0137-9285.2 669285	AP
2.0 JTD	62	10/01→04/02	➡	→ 03/02; Nutzlast [kg]: 1.400		03.0137-9285.2 669285	AP
2.5 D	62	03/94→04/02	➡	→ 10/01; Nutzlast [kg]: 1.400		03.0137-9219.2 669219	TRW
2.5 D 4x4	62	03/94→04/02					
2.5 TDI	80	03/94→04/02	➡	→ 10/01; Nutzlast [kg]: 1.800		03.0137-9219.2 669219	TRW
2.5 TDI	85	03/94→04/02					
2.5 TDI 4x4	85	05/98→04/02	➡	11/01→ 03/02; Nutzlast [kg]: 1.400		03.0137-9285.2 669285	AP
2.8 D	64	05/98→04/02					
2.8 D 4x4	64	08/98→04/02					
2.8 JTD	94	11/00→04/02					
2.8 JTD 4x4	94	11/00→04/02					
2.8 TDI	90	10/97→04/02					
2.8 TDI 4x4	90	06/99→04/02					
2.5 TD	80	06/94→08/98	➡	Nutzlast [kg]: 1.800		03.0137-9219.2 669219	TRW
2.5 TD 4x4	80	11/94→04/98					
2.5 TD 4x4	85	11/94→04/98	➡	Nutzlast [kg]: 1.400		03.0137-9219.2 669219	TRW
2.8 TD 4x4	90	05/98→09/01					
<b> Bremstrommel</b>							
1.9 D	50	04/98→04/02	➡	→ 03/02; Nutzlast [kg]: 1.000		24.0225-4002.1 480048	Ø 254,0 x 64,4 / 255,6
1.9 D	51	03/94→04/02					
1.9 TD	60	03/94→04/02					
1.9 TD	66	04/98→04/02					
1.9 TD CAT	59	08/94→04/02					
1.9 TD	59	05/98→11/01	➡	Nutzlast [kg]: 1.000		24.0225-4002.1 480048	Ø 254,0 x 64,4 / 255,6
2.0	80	03/94→04/02	➡	→ 03/02; Nutzlast ab [kg] 1.000 Nutzlast bis [kg] 1.400		24.0225-4002.1 480048	Ø 254,0 x 64,4 / 255,6
2.0 4x4	80	11/94→04/02	➡	→ 10/01; Nutzlast [kg]: 1.800		24.0225-4005.1 480070	Ø 254,0 x 64,5 / 255,6
2.0 JTD	62	10/01→04/02	➡	→ 03/02; Nutzlast [kg]: 1.400		24.0225-4002.1 480048	Ø 254,0 x 64,4 / 255,6
2.5 D	62	03/94→04/02	➡	→ 03/02; Nutzlast [kg]: 1.400		24.0225-4002.1 480048	Ø 254,0 x 64,4 / 255,6
↓							










	kw			 	! #		
<b>FIAT - DUCATO Kasten (230_) 03/94 → 04/02</b>							
<b>Bremstrommel</b>							
2.5 D 4x4	62	03/94 → 04/02	➡	→ 10/01; Nutzlast [kg]: 1.800		24.0225-4005.1 480070	Ø 254,0 x 64,5 / 255,6
2.5 TDI	80	03/94 → 04/02					
2.5 TDI	85	03/94 → 04/02					
2.5 TDI 4x4	85	05/98 → 04/02					
2.8 D	64	05/98 → 04/02					
2.8 D 4x4	64	08/98 → 04/02					
2.8 JTD	94	11/00 → 04/02					
2.8 JTD 4x4	94	11/00 → 04/02					
2.8 TDI	90	10/97 → 04/02					
2.8 TDI 4x4	90	06/99 → 04/02					
2.5 TD	80	06/94 → 08/98	➡	Nutzlast [kg]: 1.400		24.0225-4002.1 480048	Ø 254,0 x 64,4 / 255,6
2.5 TD 4x4	80	11/94 → 04/98					
2.5 TD 4x4	85	11/94 → 04/98	➡	Nutzlast [kg]: 1.800		24.0225-4005.1 480070	Ø 254,0 x 64,5 / 255,6
2.8 TD 4x4	90	05/98 → 09/01					
<b>Bremsbackensatz</b>							
1.9 D	50	04/98 → 04/02	➡	→ 10/01; Nutzlast [kg]: 1.000;		03.0137-0333.2 650333	TRW Ø 254 x 57 + HEB
1.9 D	51	03/94 → 04/02		nicht für Wohnmobile		03.0520-0925.3 690925	TRW Ø 254 x 57 Ø 25,4
1.9 TD	60	03/94 → 04/02					+ RZ / + Zub TopKit
1.9 TD	66	04/98 → 04/02					
1.9 TD CAT	59	08/94 → 04/02	➡	11/01 → 03/02; Nutzlast [kg]: 1.000		03.0137-0432.2 650432	AP Ø 254 x 57 + HEB
						03.0520-0326.3 690326	AP Ø 254 x 57 Ø 26,99
							+ RZ / + Zub TopKit
1.9 TD	59	05/98 → 11/01	➡	→ 10/01; Nutzlast [kg]: 1.000;		03.0137-0333.2 650333	TRW Ø 254 x 57 + HEB
				nicht für Wohnmobile		03.0520-0925.3 690925	TRW Ø 254 x 57 Ø 25,4
							+ RZ / + Zub TopKit
			➡	11/01 →; Nutzlast [kg]: 1.000		03.0137-0432.2 650432	AP Ø 254 x 57 + HEB
						03.0520-0326.3 690326	AP Ø 254 x 57 Ø 26,99
							+ RZ / + Zub TopKit
2.0	80	03/94 → 04/02	➡	→ 10/01; Nutzlast ab [kg] 1.000 Nutzlast		03.0137-0333.2 650333	TRW Ø 254 x 57 + HEB
2.0 4x4	80	11/94 → 04/02		bis [kg] 1.400; nicht für Wohnmobile		03.0520-0925.3 690925	TRW Ø 254 x 57 Ø 25,4
							+ RZ / + Zub TopKit
			➡	→ 10/01; Nutzlast [kg]: 1.800;		03.0137-0334.2 650334	TRW Ø 254 x 57 + HEB
				nicht für Wohnmobile		03.0520-0728.3 690728	TRW Ø 254 x 57 Ø 28,57
							+ RZ / + Zub TopKit
			➡	11/01 → 03/02; Nutzlast ab [kg] 1.000		03.0137-0432.2 650432	AP Ø 254 x 57 + HEB
				Nutzlast bis [kg] 1.400		03.0520-0326.3 690326	AP Ø 254 x 57 Ø 26,99
							+ RZ / + Zub TopKit
2.0 JTD	62	10/01 → 04/02	➡	→ 03/02; Nutzlast [kg]: 1.400		03.0137-0432.2 650432	AP Ø 254 x 57 + HEB
						03.0520-0326.3 690326	AP Ø 254 x 57 Ø 26,99
							+ RZ / + Zub TopKit
2.5 D	62	03/94 → 04/02	➡	→ 10/01; Nutzlast [kg]: 1.400;		03.0137-0333.2 650333	TRW Ø 254 x 57 + HEB
2.5 D 4x4	62	03/94 → 04/02		nicht für Wohnmobile		03.0520-0925.3 690925	TRW Ø 254 x 57 Ø 25,4
							+ RZ / + Zub TopKit
			➡	→ 10/01; Nutzlast [kg]: 1.800;		03.0137-0334.2 650334	TRW Ø 254 x 57 + HEB
				nicht für Wohnmobile		03.0520-0728.3 690728	TRW Ø 254 x 57 Ø 28,57
							+ RZ / + Zub TopKit
			➡	11/01 → 03/02; Nutzlast [kg]: 1.400		03.0137-0432.2 650432	AP Ø 254 x 57 + HEB
						03.0520-0326.3 690326	AP Ø 254 x 57 Ø 26,99
							+ RZ / + Zub TopKit
2.5 TD	80	06/94 → 08/98	➡	Nutzlast [kg]: 1.400;		03.0137-0333.2 650333	TRW Ø 254 x 57 + HEB
2.5 TD 4x4	80	11/94 → 04/98		nicht für Wohnmobile		03.0520-0226.3 690226	TRW Ø 254 x 57 Ø 26,99
2.5 TD 4x4	85	11/94 → 04/98					+ RZ / + Zub TopKit
2.8 TD 4x4	90	05/98 → 09/01					
			➡	Nutzlast [kg]: 1.800;		03.0137-0334.2 650334	TRW Ø 254 x 57 + HEB
				nicht für Wohnmobile		03.0520-0728.3 690728	TRW Ø 254 x 57 Ø 28,57
							+ RZ / + Zub TopKit
2.5 TDI	80	03/94 → 04/02	➡	→ 10/01; Nutzlast [kg]: 1.400;		03.0137-0333.2 650333	TRW Ø 254 x 57 + HEB
2.5 TDI	85	03/94 → 04/02		nicht für Wohnmobile		03.0520-0226.3 690226	TRW Ø 254 x 57 Ø 26,99
2.5 TDI 4x4	85	05/98 → 04/02					+ RZ / + Zub TopKit
2.8 D	64	05/98 → 04/02					
2.8 D 4x4	64	08/98 → 04/02	➡	→ 10/01; Nutzlast [kg]: 1.800;		03.0137-0334.2 650334	TRW Ø 254 x 57 + HEB
2.8 JTD	94	11/00 → 04/02		nicht für Wohnmobile		03.0520-0728.3 690728	TRW Ø 254 x 57 Ø 28,57
2.8 JTD 4x4	94	11/00 → 04/02					+ RZ / + Zub TopKit
2.8 TDI	90	10/97 → 04/02					
2.8 TDI 4x4	90	06/99 → 04/02	➡	11/01 → 03/02; Nutzlast [kg]: 1.400		03.0137-0432.2 650432	AP Ø 254 x 57 + HEB
						03.0520-0326.3 690326	AP Ø 254 x 57 Ø 26,99
							+ RZ / + Zub TopKit
<b>Bremsbackensatz, Feststellbremse</b>							
2.0	80	03/94 → 04/02	➡	11/01 → 03/02; Nutzlast [kg]: 1.800;		03.0137-4002.2 654002	Ø 172 x 42 + Zub
2.0 4x4	80	11/94 → 04/02		- Stutzlager			
2.5 D	62	03/94 → 04/02					
2.5 D 4x4	62	03/94 → 04/02					
2.5 TDI	80	03/94 → 04/02					









	kw			 	! #		
<b>FIAT - DUCATO Kasten (230_) 03/94 → 04/02</b>							
<b> Bremsbackensatz, Feststellbremse</b>							
2.5 TDI	85	03/94 → 04/02	➡	11/01 → 03/02; Nutzlast [kg]: 1.800; - Stutzlager		<b>03.0137-4002.2 654002</b>	Ø 172 x 42 + Zub
2.5 TDI 4x4	85	05/98 → 04/02					
2.8 D	64	05/98 → 04/02					
2.8 D 4x4	64	08/98 → 04/02					
2.8 JTD	94	11/00 → 04/02					
2.8 JTD 4x4	94	11/00 → 04/02					
2.8 TDI	90	10/97 → 04/02					
2.8 TDI 4x4	90	06/99 → 04/02					
2.0 JTD	62	10/01 → 04/02	➡	→ 03/02; Nutzlast [kg]: 1.800; - Stutzlager		<b>03.0137-4002.2 654002</b>	Ø 172 x 42 + Zub
<b> Seilzug, Feststellbremse</b>							
1.9 D	50	04/98 → 04/02	←	⬆; 10/99 → 10/01; Nutzlast [kg]: 1.000; Trommelbremse	1	<b>24.3727-0300.2 580300</b>	L= 1.078
1.9 D	51	03/94 → 04/02					
1.9 TD	60	03/94 → 04/02	←	⬆; → 03/02; Nutzlast [kg]: 1.000; Scheibenbremse	1	<b>24.3727-0300.2 580300</b>	L= 1.078
1.9 TD	66	04/98 → 04/02					
1.9 TD CAT	59	08/94 → 04/02	←	⬆; 11/01 → 03/02; Nutzlast [kg]: 1.000; Trommelbremse	1	<b>24.3727-0300.2 580300</b>	L= 1.078
			←	⬆; → 09/99; Nutzlast [kg]: 1.000; Trommelbremse	1	<b>24.3727-0300.2 580300</b>	L= 1.078
			➡	⬇; → 03/02; Nutzlast [kg]: 1.000; Scheibenbremse	1	<b>24.3727-0340.2 580340</b>	L= 3.025
			➡	⬇; 11/01 → 03/02; Nutzlast [kg]: 1.000; Trommelbremse	1	<b>24.3727-0343.2 580343</b>	L= 2.827
			➡	⬇; 10/99 → 10/01; Nutzlast [kg]: 1.000; Trommelbremse	1	<b>24.3727-0344.2 580344</b>	L= 2.806
			➡	⬇; → 09/99; Nutzlast [kg]: 1.000; Trommelbremse	1	<b>24.3727-0345.2 580345</b>	L= 3.045
1.9 TD	59	05/98 → 11/01	←	⬆; Nutzlast [kg]: 1.000; Scheibenbremse	1	<b>24.3727-0300.2 580300</b>	L= 1.078
			←	⬆; 10/99 → 10/01; Nutzlast [kg]: 1.000; Trommelbremse	1	<b>24.3727-0300.2 580300</b>	L= 1.078
			←	⬆; → 09/99; Nutzlast [kg]: 1.000; Trommelbremse	1	<b>24.3727-0300.2 580300</b>	L= 1.078
			←	⬆; 11/01 →; Nutzlast [kg]: 1.000; Trommelbremse	1	<b>24.3727-0300.2 580300</b>	L= 1.078
			➡	⬇; Nutzlast [kg]: 1.000; Scheibenbremse	1	<b>24.3727-0340.2 580340</b>	L= 3.025
			➡	⬇; 11/01 →; Nutzlast [kg]: 1.000; Trommelbremse	1	<b>24.3727-0343.2 580343</b>	L= 2.827
			➡	⬇; 10/99 → 10/01; Nutzlast [kg]: 1.000; Trommelbremse	1	<b>24.3727-0344.2 580344</b>	L= 2.806
			➡	⬇; → 09/99; Nutzlast [kg]: 1.000; Trommelbremse	1	<b>24.3727-0345.2 580345</b>	L= 3.045
2.0	80	03/94 → 04/02	←	⬆; 11/01 → 03/02; Nutzlast ab [kg] 1.000 Nutzlast bis [kg] 1.800; Trommelbremse	1	<b>24.3727-0300.2 580300</b>	L= 1.078
2.0 4x4	80	11/94 → 04/02	←	⬆; 10/99 → 10/01; Nutzlast ab [kg] 1.000 Nutzlast bis [kg] 1.800; Trommelbremse	1	<b>24.3727-0300.2 580300</b>	L= 1.078
			←	⬆; → 09/99; Nutzlast ab [kg] 1.000 Nutzlast bis [kg] 1.800; Trommelbremse	1	<b>24.3727-0300.2 580300</b>	L= 1.078
			←	⬆; → 03/02; Nutzlast ab [kg] 1.000 Nutzlast bis [kg] 1.800; Scheibenbremse	1	<b>24.3727-0300.2 580300</b>	L= 1.078
			➡	⬇; → 03/02; Nutzlast ab [kg] 1.000 Nutzlast bis [kg] 1.800; Scheibenbremse	1	<b>24.3727-0340.2 580340</b>	L= 3.025
			➡	⬇; 11/01 → 03/02; Nutzlast ab [kg] 1.000 Nutzlast bis [kg] 1.800; Trommelbremse	1	<b>24.3727-0343.2 580343</b>	L= 2.827
			➡	⬇; 10/99 → 10/01; Nutzlast ab [kg] 1.000 Nutzlast bis [kg] 1.800; Trommelbremse	1	<b>24.3727-0344.2 580344</b>	L= 2.806
			➡	⬇; → 09/99; Nutzlast ab [kg] 1.000 Nutzlast bis [kg] 1.800; Trommelbremse	1	<b>24.3727-0345.2 580345</b>	L= 3.045
2.0 JTD	62	10/01 → 04/02	←	⬆; → 03/02; Nutzlast ab [kg] 1.400 Nutzlast bis [kg] 1.800; Trommelbremse	1	<b>24.3727-0300.2 580300</b>	L= 1.078
			←	⬆; → 03/02; Nutzlast ab [kg] 1.400 Nutzlast bis [kg] 1.800; Scheibenbremse	1	<b>24.3727-0300.2 580300</b>	L= 1.078
			➡	⬇; → 03/02; Nutzlast ab [kg] 1.400 Nutzlast bis [kg] 1.800; Scheibenbremse	1	<b>24.3727-0340.2 580340</b>	L= 3.025
			➡	⬇; → 03/02; Nutzlast ab [kg] 1.400 Nutzlast bis [kg] 1.800; Trommelbremse	1	<b>24.3727-0343.2 580343</b>	L= 2.827
2.5 D	62	03/94 → 04/02	←	⬆; → 09/99; Nutzlast ab [kg] 1.400 Nutzlast bis [kg] 1.800; Trommelbremse	1	<b>24.3727-0300.2 580300</b>	L= 1.078
2.5 D 4x4	62	03/94 → 04/02					
2.5 TDI	80	03/94 → 04/02	←	⬆; 11/01 → 03/02; Nutzlast ab [kg] 1.400 Nutzlast bis [kg] 1.800; Trommelbremse	1	<b>24.3727-0300.2 580300</b>	L= 1.078
2.5 TDI	85	03/94 → 04/02					
2.5 TDI 4x4	85	05/98 → 04/02					
2.8 D	64	05/98 → 04/02	←	⬆; → 03/02; Nutzlast ab [kg] 1.400 Nutzlast bis [kg] 1.800; Scheibenbremse	1	<b>24.3727-0300.2 580300</b>	L= 1.078
2.8 D 4x4	64	08/98 → 04/02					
2.8 TDI	90	10/97 → 04/02					








	kw					! #		
<b>FIAT - DUCATO Kasten (230_) 03/94→04/02</b>								
<b>Seilzug, Feststellbremse</b>								
2.8 TDI 4x4	90	06/99→04/02	←	↑; 10/99→10/01; Nutzlast ab [kg] 1.400 Nutzlast bis [kg] 1.800; Trommelbremse	1	24.3727-0300.2	580300	L= 1.078
			→	↓; → 03/02; Nutzlast ab [kg] 1.400 Nutzlast bis [kg] 1.800; Scheibenbremse	1	24.3727-0340.2	580340	L= 3.025
			→	↓; 11/01→03/02; Nutzlast ab [kg] 1.400 Nutzlast bis [kg] 1.800; Trommelbremse	1	24.3727-0343.2	580343	L= 2.827
			→	↓; 10/99→10/01; Nutzlast ab [kg] 1.400 Nutzlast bis [kg] 1.800; Trommelbremse	1	24.3727-0344.2	580344	L= 2.806
			→	↓; → 09/99; Nutzlast ab [kg] 1.400 Nutzlast bis [kg] 1.800; Trommelbremse	1	24.3727-0345.2	580345	L= 3.045
2.5 TD 2.5 TD 4x4 2.5 TD 4x4	80	06/94→08/98	←	↑; Nutzlast ab [kg] 1.400 Nutzlast bis [kg] 1.800; Trommelbremse	1	24.3727-0300.2	580300	L= 1.078
	80	11/94→04/98	←	↑; Nutzlast ab [kg] 1.400 Nutzlast bis [kg] 1.800; Scheibenbremse	1	24.3727-0300.2	580300	L= 1.078
	85	11/94→04/98	→	↓; Nutzlast ab [kg] 1.400 Nutzlast bis [kg] 1.800; Scheibenbremse	1	24.3727-0340.2	580340	L= 3.025
			→	↓; Nutzlast ab [kg] 1.400 Nutzlast bis [kg] 1.800; Trommelbremse	1	24.3727-0345.2	580345	L= 3.045
2.8 JTD 2.8 JTD 4x4	94	11/00→04/02 11/00→04/02	←	↑; 11/01→03/02; Nutzlast ab [kg] 1.400 Nutzlast bis [kg] 1.800; Trommelbremse	1	24.3727-0300.2	580300	L= 1.078
			←	↑; → 10/01; Nutzlast ab [kg] 1.400 Nutzlast bis [kg] 1.800; Trommelbremse	1	24.3727-0300.2	580300	L= 1.078
			←	↑; → 03/02; Nutzlast ab [kg] 1.400 Nutzlast bis [kg] 1.800; Scheibenbremse	1	24.3727-0300.2	580300	L= 1.078
			→	↓; → 03/02; Nutzlast ab [kg] 1.400 Nutzlast bis [kg] 1.800; Scheibenbremse	1	24.3727-0340.2	580340	L= 3.025
			→	↓; 11/01→03/02; Nutzlast ab [kg] 1.400 Nutzlast bis [kg] 1.800; Trommelbremse	1	24.3727-0343.2	580343	L= 2.827
			→	↓; → 10/01; Nutzlast ab [kg] 1.400 Nutzlast bis [kg] 1.800; Trommelbremse	1	24.3727-0344.2	580344	L= 2.806
2.8 TD 4x4	90	05/98→09/01	←	↑; → 09/99; Nutzlast ab [kg] 1.400 Nutzlast bis [kg] 1.800; Trommelbremse	1	24.3727-0300.2	580300	L= 1.078
			←	↑; 10/99→; Nutzlast ab [kg] 1.400 Nutzlast bis [kg] 1.800; Trommelbremse	1	24.3727-0300.2	580300	L= 1.078
			←	↑; Nutzlast ab [kg] 1.400 Nutzlast bis [kg] 1.800; Scheibenbremse	1	24.3727-0300.2	580300	L= 1.078
			→	↓; Nutzlast ab [kg] 1.400 Nutzlast bis [kg] 1.800; Scheibenbremse	1	24.3727-0340.2	580340	L= 3.025
			→	↓; 10/99→; Nutzlast ab [kg] 1.400 Nutzlast bis [kg] 1.800; Trommelbremse	1	24.3727-0344.2	580344	L= 2.806
			→	↓; → 09/99; Nutzlast ab [kg] 1.400 Nutzlast bis [kg] 1.800; Trommelbremse	1	24.3727-0345.2	580345	L= 3.045
<b>FIAT - DUCATO Kasten (244_) 04/02→</b>								
<b>Radbremszylinder</b>								
2.0	81	04/02→	→	→ 07/06; Nutzlast ab [kg] 1.100 Nutzlast bis [kg] 1.500		24.3226-1702.3	020469	Ø 26,99 GG
2.0 Bipower	81	11/02→						
2.0 JTD	62	04/02→						
2.3 JTD	81	04/02→						
2.8 JTD	94	04/02→						
2.8 JTD 4x4	94	07/02→						
2.8 JTD Power	107	05/04→						
2.0 4x4	81	05/02→07/06	→	Nutzlast ab [kg] 1.100 Nutzlast bis [kg] 1.500		24.3226-1702.3	020469	Ø 26,99 GG
2.8 TD	90	04/02→07/06						
<b>Zubehörsatz, Bremsbacken</b>								
2.0	81	04/02→	→	→ 07/06; Nutzlast ab [kg] 1.100 Nutzlast bis [kg] 1.500		03.0137-9285.2	669285	AP
2.0 Bipower	81	11/02→						
2.0 JTD	62	04/02→						
2.3 JTD	81	04/02→						
2.8 JTD	94	04/02→						
2.8 JTD 4x4	94	07/02→						
2.8 JTD Power	107	05/04→						
2.0 4x4	81	05/02→07/06	→	Nutzlast ab [kg] 1.100 Nutzlast bis [kg] 1.500		03.0137-9285.2	669285	AP
2.8 TD	90	04/02→07/06						
<b>Bremstrommel</b>								
2.0	81	04/02→	→	→ 07/06; Nutzlast ab [kg] 1.100 Nutzlast bis [kg] 1.500		24.0225-4002.1	480048	Ø 254,0 x 64,4 / 255,6
2.0 Bipower	81	11/02→						
2.0 JTD	62	04/02→						
2.3 JTD	81	04/02→						
2.8 JTD	94	04/02→						
2.8 JTD 4x4	94	07/02→						
2.8 JTD Power	107	05/04→						
↓								










	kw					! #		
<b>FIAT - DUCATO Kasten (244_) 04/02→</b>								
 <b>Bremstrommel</b>								
2.0 4x4 2.8 TD	81 90	05/02→07/06 04/02→07/06	➔	Nutzlast ab [kg] 1.100 Nutzlast bis [kg] 1.500			<b>24.0225-4002.1</b> <b>480048</b>	Ø 254,0 x 64,4 / 255,6
 <b>Bremsbackensatz</b>								
2.0 2.0 Bipower 2.0 JTD 2.3 JTD 2.8 JTD 2.8 JTD 4x4 2.8 JTD Power	81 81 62 81 94 94 107	04/02→ 11/02→ 04/02→ 04/02→ 04/02→ 07/02→ 05/04→	➔	→ 07/06; Nutzlast ab [kg] 1.100 Nutzlast bis [kg] 1.500			<b>03.0137-0432.2</b> <b>650432</b> <b>03.0520-0326.3</b> <b>690326</b>	AP Ø 254 x 57 + HEB AP Ø 254 x 57 Ø 26,99 + RZ / + Zub TopKit
2.0 4x4 2.8 TD	81 90	05/02→07/06 04/02→07/06	➔	Nutzlast ab [kg] 1.100 Nutzlast bis [kg] 1.500			<b>03.0137-0432.2</b> <b>650432</b> <b>03.0520-0326.3</b> <b>690326</b>	AP Ø 254 x 57 + HEB AP Ø 254 x 57 Ø 26,99 + RZ / + Zub TopKit
 <b>Bremsbackensatz, Feststellbremse</b>								
2.0 2.0 Bipower 2.0 JTD 2.3 JTD 2.8 JTD 2.8 JTD 4x4 2.8 JTD Power	81 81 62 81 94 94 107	04/02→ 11/02→ 04/02→ 04/02→ 04/02→ 07/02→ 05/04→	➔	→ 07/06; Nutzlast ab [kg] 1.100 Nutzlast bis [kg] 1.800; - Stutzlager			<b>03.0137-4002.2</b> <b>654002</b>	Ø 172 x 42 + Zub
2.8 TD	90	04/02→07/06	➔	Nutzlast ab [kg] 1.100 Nutzlast bis [kg] 1.800; - Stutzlager			<b>03.0137-4002.2</b> <b>654002</b>	Ø 172 x 42 + Zub
 <b>Seilzug, Feststellbremse</b>								
2.0 2.0 Bipower 2.0 JTD 2.3 JTD 2.8 JTD 2.8 JTD Power	81 81 62 81 94 107	04/02→ 11/02→ 04/02→ 04/02→ 04/02→ 05/04→	←	⬆; → 07/06; Nutzlast ab [kg] 1.100 Nutzlast bis [kg] 1.800; Scheiben/Trommel	1		<b>24.3727-0300.2</b> <b>580300</b>	L= 1.078
			➔	⬇; → 07/06; Nutzlast ab [kg] 1.100 Nutzlast bis [kg] 1.800; Trommelbremse	1		<b>24.3727-0343.2</b> <b>580343</b>	L= 2.827
2.8 JTD 4x4	94	07/02→	←	⬆; → 07/06; Nutzlast ab [kg] 1.100 Nutzlast bis [kg] 1.800; Scheiben/Trommel	1		<b>24.3727-0562.2</b> <b>580562</b>	L= 1.059
			➔	⬇; → 07/06; Nutzlast ab [kg] 1.100 Nutzlast bis [kg] 1.800; Trommelbremse	1		<b>24.3727-0343.2</b> <b>580343</b>	L= 2.827
2.8 TD	90	04/02→07/06	←	⬆; Nutzlast ab [kg] 1.100 Nutzlast bis [kg] 1.800; Scheiben/Trommel	1		<b>24.3727-0300.2</b> <b>580300</b>	L= 1.078
			➔	⬇; Nutzlast ab [kg] 1.100 Nutzlast bis [kg] 1.800; Trommelbremse	1		<b>24.3727-0343.2</b> <b>580343</b>	L= 2.827
<b>FIAT - DUCATO Kasten (250_, 290_) 07/06→</b>								
 <b>Bremsbackensatz, Feststellbremse</b>								
100 Multijet 2,2 D 110 Multijet 2,3 D 115 Multijet 2,0 D 120 Multijet 2,3 D 120 Multijet 2,3 D 4x4 130 Multijet 2,3 D 130 Multijet 2,3 D 140 Natural Power 150 Multijet 2,3 D 150 Multijet 2,3 D 150 Multijet 3,0 D 160 Multijet 3,0 D 160 Multijet 3,0 D 180 Multijet 2,3 D 180 Multijet 3,0 D	74 83 85 88 88 93 96 100 109 110 107 115 116 130 130	07/06→ 10/11→ 06/11→ 07/06→ 03/10→ 08/06→ 01/11→ 04/09→ 06/11→ 12/15→ 04/10→ 07/06→12/11 07/06→ 12/15→ 06/11→	➔				<b>03.0137-4004.2</b> <b>654004</b>	Ø 172 x 42 + Zub
<b>FIAT - DUCATO Pritsche/Fahrgestell (230_) 03/94→04/02</b>								
 <b>Radbremszylinder</b>								
1.9 D 1.9 D 1.9 TD 1.9 TD 1.9 TD CAT	50 51 60 66 59	04/98→04/02 03/94→04/02 03/94→04/02 04/98→04/02 08/94→04/02	➔	→ 10/01; Nutzlast [kg]: 1.000			<b>24.3225-1701.3</b> <b>020399</b>	Ø 25,4 GG
			➔	11/01→ 03/02; Nutzlast [kg]: 1.000			<b>24.3226-1702.3</b> <b>020469</b>	Ø 26,99 GG
1.9 TD	59	05/98→11/01	➔	→ 10/01; Nutzlast [kg]: 1.000			<b>24.3225-1701.3</b> <b>020399</b>	Ø 25,4 GG
			➔	11/01→; Nutzlast [kg]: 1.000			<b>24.3226-1702.3</b> <b>020469</b>	Ø 26,99 GG
2.0	80	03/94→04/02	➔	→ 10/01; Nutzlast ab [kg] 1.000 Nutzlast bis [kg] 1.400			<b>24.3225-1701.3</b> <b>020399</b>	Ø 25,4 GG
			➔	11/01→ 03/02; Nutzlast ab [kg] 1.000 Nutzlast bis [kg] 1.400			<b>24.3226-1702.3</b> <b>020469</b>	Ø 26,99 GG
			➔	→ 10/01; Nutzlast [kg]: 1.800			<b>24.3228-1701.3</b> <b>020401</b>	Ø 28,57 GG
↓								
















	kw			 	! #		
<b>FIAT - DUCATO Pritsche/Fahrgestell (230_) 03/94→04/02</b>							
<b> Radbremszylinder</b>							
2.0 JTD	62	07/01→04/02	➡	10/01→ 03/02; Nutzlast [kg]: 1.400		<b>24.3226-1702.3 020469</b>	Ø 26,99 GG
2.5 D	62	03/94→04/02	➡	→ 10/01; Nutzlast [kg]: 1.400		<b>24.3225-1701.3 020399</b>	Ø 25,4 GG
2.5 D 4x4	62	03/94→04/02	➡	11/01→ 03/02; Nutzlast [kg]: 1.400		<b>24.3226-1702.3 020469</b>	Ø 26,99 GG
			➡	→ 10/01; Nutzlast [kg]: 1.800		<b>24.3228-1701.3 020401</b>	Ø 28,57 GG
2.5 TD	80	06/94→08/98	➡	Nutzlast [kg]: 1.400		<b>24.3226-1702.3 020469</b>	Ø 26,99 GG
2.5 TD	85	06/94→04/98	➡				
2.5 TD 4x4	85	11/94→04/98	➡	Nutzlast [kg]: 1.800		<b>24.3228-1701.3 020401</b>	Ø 28,57 GG
2.8 iDTD 4x4	90	05/98→09/01	➡				
2.5 TDI	80	03/94→04/02	➡	→ 10/01; Nutzlast [kg]: 1.400		<b>24.3226-1702.3 020469</b>	Ø 26,99 GG
2.5 TDI	85	03/94→04/02	➡				
2.5 TDI 4x4	85	06/98→04/02	➡	11/01→ 03/02; Nutzlast [kg]: 1.400		<b>24.3226-1702.3 020469</b>	Ø 26,99 GG
2.8 D	64	02/98→04/02	➡	→ 10/01; Nutzlast [kg]: 1.800		<b>24.3228-1701.3 020401</b>	Ø 28,57 GG
2.8 JTD	94	11/00→04/02	➡				
2.8 JTD	94	03/01→04/02	➡				
2.8 JTD 4x4	94	10/01→04/02	➡				
2.8 TDI	90	12/98→04/02	➡				
2.8 TD 4x4	64	05/98→11/01	➡	→ 09/01; Nutzlast [kg]: 1.400		<b>24.3226-1702.3 020469</b>	Ø 26,99 GG
			➡	→ 09/01; Nutzlast [kg]: 1.800		<b>24.3228-1701.3 020401</b>	Ø 28,57 GG
<b>Zubehörsatz, Bremsbacken</b>							
1.9 D	50	04/98→04/02	➡	→ 10/01; Nutzlast [kg]: 1.000		<b>03.0137-9219.2 669219</b>	TRW
1.9 D	51	03/94→04/02	➡				
1.9 TD	60	03/94→04/02	➡	11/01→ 03/02; Nutzlast [kg]: 1.000		<b>03.0137-9285.2 669285</b>	AP
1.9 TD	66	04/98→04/02	➡				
1.9 TD CAT	59	08/94→04/02	➡				
1.9 TD	59	05/98→11/01	➡	→ 10/01; Nutzlast [kg]: 1.000		<b>03.0137-9219.2 669219</b>	TRW
			➡	11/01→; Nutzlast [kg]: 1.000		<b>03.0137-9285.2 669285</b>	AP
2.0	80	03/94→04/02	➡	→ 10/01; Nutzlast [kg]: 1.800		<b>03.0137-9219.2 669219</b>	TRW
			➡	→ 10/01; Nutzlast ab [kg] 1.000 Nutzlast bis [kg] 1.400		<b>03.0137-9219.2 669219</b>	TRW
			➡	11/01→ 03/02; Nutzlast ab [kg] 1.000 Nutzlast bis [kg] 1.400		<b>03.0137-9285.2 669285</b>	AP
2.0 JTD	62	07/01→04/02	➡	10/01→ 03/02; Nutzlast [kg]: 1.400		<b>03.0137-9285.2 669285</b>	AP
2.5 D	62	03/94→04/02	➡	→ 10/01; Nutzlast [kg]: 1.400		<b>03.0137-9219.2 669219</b>	TRW
2.5 D 4x4	62	03/94→04/02	➡				
2.5 TDI	80	03/94→04/02	➡	→ 10/01; Nutzlast [kg]: 1.800		<b>03.0137-9219.2 669219</b>	TRW
2.5 TDI	85	03/94→04/02	➡				
2.5 TDI 4x4	85	06/98→04/02	➡	11/01→ 03/02; Nutzlast [kg]: 1.400		<b>03.0137-9285.2 669285</b>	AP
2.8 D	64	02/98→04/02	➡				
2.8 JTD	94	11/00→04/02	➡				
2.8 JTD	94	03/01→04/02	➡				
2.8 JTD 4x4	94	10/01→04/02	➡				
2.8 TDI	90	12/98→04/02	➡				
2.5 TD	80	06/94→08/98	➡	Nutzlast [kg]: 1.800		<b>03.0137-9219.2 669219</b>	TRW
2.5 TD	85	06/94→04/98	➡				
2.5 TD 4x4	85	11/94→04/98	➡	Nutzlast [kg]: 1.400		<b>03.0137-9219.2 669219</b>	TRW
2.8 iDTD 4x4	90	05/98→09/01	➡				
2.8 TD 4x4	64	05/98→11/01	➡	→ 09/01; Nutzlast [kg]: 1.800		<b>03.0137-9219.2 669219</b>	TRW
			➡	→ 09/01; Nutzlast [kg]: 1.400		<b>03.0137-9219.2 669219</b>	TRW
<b> Bremstrommel</b>							
1.9 D	50	04/98→04/02	➡	→ 03/02; Nutzlast [kg]: 1.000		<b>24.0225-4002.1 480048</b>	Ø 254,0 x 64,4 / 255,6
1.9 D	51	03/94→04/02	➡				
1.9 TD	60	03/94→04/02	➡				
1.9 TD	66	04/98→04/02	➡				
1.9 TD CAT	59	08/94→04/02	➡				
1.9 TD	59	05/98→11/01	➡	Nutzlast [kg]: 1.000		<b>24.0225-4002.1 480048</b>	Ø 254,0 x 64,4 / 255,6
2.0	80	03/94→04/02	➡	→ 03/02; Nutzlast ab [kg] 1.000 Nutzlast bis [kg] 1.400		<b>24.0225-4002.1 480048</b>	Ø 254,0 x 64,4 / 255,6
			➡	→ 10/01; Nutzlast [kg]: 1.800		<b>24.0225-4005.1 480070</b>	Ø 254,0 x 64,5 / 255,6
2.0 JTD	62	07/01→04/02	➡	10/01→ 03/02; Nutzlast [kg]: 1.400		<b>24.0225-4002.1 480048</b>	Ø 254,0 x 64,4 / 255,6
2.5 D	62	03/94→04/02	➡	→ 03/02; Nutzlast [kg]: 1.400		<b>24.0225-4002.1 480048</b>	Ø 254,0 x 64,4 / 255,6
2.5 D 4x4	62	03/94→04/02	➡				
2.5 TDI	80	03/94→04/02	➡	→ 10/01; Nutzlast [kg]: 1.800		<b>24.0225-4005.1 480070</b>	Ø 254,0 x 64,5 / 255,6
2.5 TDI	85	03/94→04/02	➡				
2.5 TDI 4x4	85	06/98→04/02	➡				
2.8 D	64	02/98→04/02	➡				
2.8 JTD	94	11/00→04/02	➡				
2.8 JTD	94	03/01→04/02	➡				
2.8 JTD 4x4	94	10/01→04/02	➡				
2.8 TDI	90	12/98→04/02	➡				
2.5 TD	80	06/94→08/98	➡	Nutzlast [kg]: 1.400		<b>24.0225-4002.1 480048</b>	Ø 254,0 x 64,4 / 255,6
↓							















	kw				! #		
<b>FIAT - DUCATO Pritsche/Fahrgestell (230_) 03/94→04/02</b>							
<b>Bremstrommel</b>							
2.5 TD 2.5 TD 4x4 2.8 iDTD 4x4	85 85 90	06/94→04/98 11/94→04/98 05/98→09/01	➡	Nutzlast [kg]: 1.800		24.0225-4005.1 480070	Ø 254,0 x 64,5 / 255,6
2.8 TD 4x4	64	05/98→11/01	➡	→ 09/01; Nutzlast [kg]: 1.400		24.0225-4002.1 480048	Ø 254,0 x 64,4 / 255,6
			➡	→ 09/01; Nutzlast [kg]: 1.800		24.0225-4005.1 480070	Ø 254,0 x 64,5 / 255,6
<b>Bremsbackensatz</b>							
1.9 D 1.9 D 1.9 TD 1.9 TD 1.9 TD CAT	50 51 60 66 59	04/98→04/02 03/94→04/02 03/94→04/02 04/98→04/02 08/94→04/02	➡	→ 10/01; Nutzlast [kg]: 1.000; nicht für Wohnmobile		03.0137-0333.2 650333 03.0520-0925.3 690925	TRW Ø 254 x 57 + HEB TRW Ø 254 x 57 Ø 25,4 + RZ / + Zub TopKit
			➡	11/01→ 03/02; Nutzlast [kg]: 1.000		03.0137-0432.2 650432 03.0520-0326.3 690326	AP Ø 254 x 57 + HEB AP Ø 254 x 57 Ø 26,99 + RZ / + Zub TopKit
1.9 TD	59	05/98→11/01	➡	→ 10/01; Nutzlast [kg]: 1.000; nicht für Wohnmobile		03.0137-0333.2 650333 03.0520-0925.3 690925	TRW Ø 254 x 57 + HEB TRW Ø 254 x 57 Ø 25,4 + RZ / + Zub TopKit
			➡	11/01→; Nutzlast [kg]: 1.000		03.0137-0432.2 650432 03.0520-0326.3 690326	AP Ø 254 x 57 + HEB AP Ø 254 x 57 Ø 26,99 + RZ / + Zub TopKit
2.0	80	03/94→04/02	➡	→ 10/01; Nutzlast ab [kg] 1.000 Nutzlast bis [kg] 1.400; nicht für Wohnmobile		03.0137-0333.2 650333 03.0520-0925.3 690925	TRW Ø 254 x 57 + HEB TRW Ø 254 x 57 Ø 25,4 + RZ / + Zub TopKit
			➡	→ 10/01; Nutzlast [kg]: 1.800; nicht für Wohnmobile		03.0137-0334.2 650334 03.0520-0728.3 690728	TRW Ø 254 x 57 + HEB TRW Ø 254 x 57 Ø 28,57 + RZ / + Zub TopKit
			➡	11/01→ 03/02; Nutzlast ab [kg] 1.000 Nutzlast bis [kg] 1.400		03.0137-0432.2 650432 03.0520-0326.3 690326	AP Ø 254 x 57 + HEB AP Ø 254 x 57 Ø 26,99 + RZ / + Zub TopKit
2.0 JTD	62	07/01→04/02	➡	10/01→ 03/02; Nutzlast [kg]: 1.400		03.0137-0432.2 650432 03.0520-0326.3 690326	AP Ø 254 x 57 + HEB AP Ø 254 x 57 Ø 26,99 + RZ / + Zub TopKit
2.5 D 2.5 D 4x4	62 62	03/94→04/02 03/94→04/02	➡	→ 10/01; Nutzlast [kg]: 1.400; nicht für Wohnmobile		03.0137-0333.2 650333 03.0520-0925.3 690925	TRW Ø 254 x 57 + HEB TRW Ø 254 x 57 Ø 25,4 + RZ / + Zub TopKit
			➡	→ 10/01; Nutzlast [kg]: 1.800; nicht für Wohnmobile		03.0137-0334.2 650334 03.0520-0728.3 690728	TRW Ø 254 x 57 + HEB TRW Ø 254 x 57 Ø 28,57 + RZ / + Zub TopKit
			➡	11/01→ 03/02; Nutzlast [kg]: 1.400		03.0137-0432.2 650432 03.0520-0326.3 690326	AP Ø 254 x 57 + HEB AP Ø 254 x 57 Ø 26,99 + RZ / + Zub TopKit
2.5 TD 2.5 TD 2.5 TD 4x4 2.8 iDTD 4x4	80 85 85 90	06/94→08/98 06/94→04/98 11/94→04/98 05/98→09/01	➡	Nutzlast [kg]: 1.400; nicht für Wohnmobile		03.0137-0333.2 650333 03.0520-0226.3 690226	TRW Ø 254 x 57 + HEB TRW Ø 254 x 57 Ø 26,99 + RZ / + Zub TopKit
			➡	Nutzlast [kg]: 1.800; nicht für Wohnmobile		03.0137-0334.2 650334 03.0520-0728.3 690728	TRW Ø 254 x 57 + HEB TRW Ø 254 x 57 Ø 28,57 + RZ / + Zub TopKit
2.5 TDI 2.5 TDI 2.5 TDI 4x4 2.8 D 2.8 JTD 2.8 JTD 2.8 JTD 4x4 2.8 TDI	80 85 85 64 94 94 94 90	03/94→04/02 03/94→04/02 06/98→04/02 02/98→04/02 11/00→04/02 03/01→04/02 10/01→04/02 12/98→04/02	➡	→ 10/01; Nutzlast [kg]: 1.400; nicht für Wohnmobile		03.0137-0333.2 650333 03.0520-0226.3 690226	TRW Ø 254 x 57 + HEB TRW Ø 254 x 57 Ø 26,99 + RZ / + Zub TopKit
			➡	→ 10/01; Nutzlast [kg]: 1.800; nicht für Wohnmobile		03.0137-0334.2 650334 03.0520-0728.3 690728	TRW Ø 254 x 57 + HEB TRW Ø 254 x 57 Ø 28,57 + RZ / + Zub TopKit
			➡	11/01→ 03/02; Nutzlast [kg]: 1.400		03.0137-0432.2 650432 03.0520-0326.3 690326	AP Ø 254 x 57 + HEB AP Ø 254 x 57 Ø 26,99 + RZ / + Zub TopKit
2.8 TD 4x4	64	05/98→11/01	➡	→ 09/01; Nutzlast [kg]: 1.400; nicht für Wohnmobile		03.0137-0333.2 650333 03.0520-0226.3 690226	TRW Ø 254 x 57 + HEB TRW Ø 254 x 57 Ø 26,99 + RZ / + Zub TopKit
			➡	→ 09/01; Nutzlast [kg]: 1.800; nicht für Wohnmobile		03.0137-0334.2 650334 03.0520-0728.3 690728	TRW Ø 254 x 57 + HEB TRW Ø 254 x 57 Ø 28,57 + RZ / + Zub TopKit
<b>Bremsbackensatz, Feststellbremse</b>							
2.0 2.5 D 2.5 D 4x4 2.5 TDI 2.5 TDI ↓	80 62 62 80 85	03/94→04/02 03/94→04/02 03/94→04/02 03/94→04/02 03/94→04/02	➡	11/01→ 03/02; Nutzlast [kg]: 1.800; - Stutzlager		03.0137-4002.2 654002	Ø 172 x 42 + Zub














	kW			 	! #		
<b>FIAT - DUCATO Pritsche/Fahrgestell (230_) 03/94→04/02</b>							
<b>Bremsbackensatz, Feststellbremse</b>							
2.5 TDI 4x4	85	06/98→04/02	➡	11/01→ 03/02; Nutzlast [kg]: 1.800; - Stutzlager		<b>03.0137-4002.2 654002</b>	Ø 172 x 42 + Zub
2.8 D	64	02/98→04/02					
2.8 JTD	94	11/00→04/02					
2.8 JTD	94	03/01→04/02					
2.8 JTD 4x4	94	10/01→04/02					
2.8 TDI	90	12/98→04/02					
2.0 JTD	62	07/01→04/02	➡	10/01→ 03/02; Nutzlast [kg]: 1.800; - Stutzlager		<b>03.0137-4002.2 654002</b>	Ø 172 x 42 + Zub
<b>Seilzug, Feststellbremse</b>							
1.9 D	50	04/98→04/02	←	⬆; 10/99→ 10/01; Nutzlast [kg]: 1.000; Trommelbremse	1	<b>24.3727-0300.2 580300</b>	L= 1.078
1.9 D	51	03/94→04/02					
1.9 TD	60	03/94→04/02	←	⬆; → 03/02; Nutzlast [kg]: 1.000; Scheibenbremse	1	<b>24.3727-0300.2 580300</b>	L= 1.078
1.9 TD	66	04/98→04/02					
1.9 TD CAT	59	08/94→04/02	←	⬆; 11/01→ 03/02; Nutzlast [kg]: 1.000; Trommelbremse	1	<b>24.3727-0300.2 580300</b>	L= 1.078
			←	⬆; → 09/99; Nutzlast [kg]: 1.000; Trommelbremse	1	<b>24.3727-0300.2 580300</b>	L= 1.078
			➡	⬇; → 03/02; Nutzlast [kg]: 1.000; Scheibenbremse	1	<b>24.3727-0340.2 580340</b>	L= 3.025
			➡	⬇; 11/01→ 03/02; Nutzlast [kg]: 1.000; Trommelbremse	1	<b>24.3727-0343.2 580343</b>	L= 2.827
			➡	⬇; 10/99→ 10/01; Nutzlast [kg]: 1.000; Trommelbremse	1	<b>24.3727-0344.2 580344</b>	L= 2.806
			➡	⬇; → 09/99; Nutzlast [kg]: 1.000; Trommelbremse	1	<b>24.3727-0345.2 580345</b>	L= 3.045
1.9 TD	59	05/98→11/01	←	⬆; Nutzlast [kg]: 1.000; Scheibenbremse	1	<b>24.3727-0300.2 580300</b>	L= 1.078
			←	⬆; 10/99→ 10/01; Nutzlast [kg]: 1.000; Trommelbremse	1	<b>24.3727-0300.2 580300</b>	L= 1.078
			←	⬆; → 09/99; Nutzlast [kg]: 1.000; Trommelbremse	1	<b>24.3727-0300.2 580300</b>	L= 1.078
			←	⬆; 11/01→; Nutzlast [kg]: 1.000; Trommelbremse	1	<b>24.3727-0300.2 580300</b>	L= 1.078
			➡	⬇; Nutzlast [kg]: 1.000; Scheibenbremse	1	<b>24.3727-0340.2 580340</b>	L= 3.025
			➡	⬇; 11/01→; Nutzlast [kg]: 1.000; Trommelbremse	1	<b>24.3727-0343.2 580343</b>	L= 2.827
			➡	⬇; 10/99→ 10/01; Nutzlast [kg]: 1.000; Trommelbremse	1	<b>24.3727-0344.2 580344</b>	L= 2.806
			➡	⬇; → 09/99; Nutzlast [kg]: 1.000; Trommelbremse	1	<b>24.3727-0345.2 580345</b>	L= 3.045
2.0	80	03/94→04/02	←	⬆; 11/01→ 03/02; Nutzlast ab [kg] 1.000 Nutzlast bis [kg] 1.800; Trommelbremse	1	<b>24.3727-0300.2 580300</b>	L= 1.078
			←	⬆; 10/99→ 10/01; Nutzlast ab [kg] 1.000 Nutzlast bis [kg] 1.800; Trommelbremse	1	<b>24.3727-0300.2 580300</b>	L= 1.078
			←	⬆; → 09/99; Nutzlast ab [kg] 1.000 Nutz- last bis [kg] 1.800; Trommelbremse	1	<b>24.3727-0300.2 580300</b>	L= 1.078
			←	⬆; → 03/02; Nutzlast ab [kg] 1.000 Nutz- last bis [kg] 1.800; Scheibenbremse	1	<b>24.3727-0300.2 580300</b>	L= 1.078
			➡	⬇; → 03/02; Nutzlast ab [kg] 1.000 Nutz- last bis [kg] 1.800; Scheibenbremse	1	<b>24.3727-0340.2 580340</b>	L= 3.025
			➡	⬇; 11/01→ 03/02; Nutzlast ab [kg] 1.000 Nutzlast bis [kg] 1.800; Trommelbremse	1	<b>24.3727-0343.2 580343</b>	L= 2.827
			➡	⬇; 10/99→ 10/01; Nutzlast ab [kg] 1.000 Nutzlast bis [kg] 1.800; Trommelbremse	1	<b>24.3727-0344.2 580344</b>	L= 2.806
			➡	⬇; → 09/99; Nutzlast ab [kg] 1.000 Nutz- last bis [kg] 1.800; Trommelbremse	1	<b>24.3727-0345.2 580345</b>	L= 3.045
2.0 JTD	62	07/01→04/02	←	⬆; 10/01→ 03/02; Nutzlast ab [kg] 1.400 Nutzlast bis [kg] 1.800; Trommelbremse	1	<b>24.3727-0300.2 580300</b>	L= 1.078
			←	⬆; 10/01→ 03/02; Nutzlast ab [kg] 1.400 Nutzlast bis [kg] 1.800; Scheibenbremse	1	<b>24.3727-0300.2 580300</b>	L= 1.078
			➡	⬇; 10/01→ 03/02; Nutzlast ab [kg] 1.400 Nutzlast bis [kg] 1.800; Scheibenbremse	1	<b>24.3727-0340.2 580340</b>	L= 3.025
			➡	⬇; 10/01→ 03/02; Nutzlast ab [kg] 1.400 Nutzlast bis [kg] 1.800; Trommelbremse	1	<b>24.3727-0343.2 580343</b>	L= 2.827
2.5 D	62	03/94→04/02	←	⬆; → 03/02; Nutzlast ab [kg] 1.400 Nutz- last bis [kg] 1.800; Scheibenbremse	1	<b>24.3727-0300.2 580300</b>	L= 1.078
2.5 D 4x4	62	03/94→04/02					
2.5 TDI	80	03/94→04/02	←	⬆; 11/01→ 03/02; Nutzlast ab [kg] 1.400 Nutzlast bis [kg] 1.800; Trommelbremse	1	<b>24.3727-0300.2 580300</b>	L= 1.078
2.5 TDI	85	03/94→04/02					
2.5 TDI 4x4	85	06/98→04/02					
2.8 D	64	02/98→04/02	←	⬆; → 09/99; Nutzlast ab [kg] 1.400 Nutz- last bis [kg] 1.800; Trommelbremse	1	<b>24.3727-0300.2 580300</b>	L= 1.078
2.8 TDI	90	12/98→04/02	←	⬆; 10/99→ 10/01; Nutzlast ab [kg] 1.400 Nutzlast bis [kg] 1.800; Trommelbremse	1	<b>24.3727-0300.2 580300</b>	L= 1.078
↓							













	kw			 	! #		
<b>FIAT - DUCATO Pritsche/Fahrgestell (230_) 03/94→04/02</b>							
 <b>Seilzug, Feststellbremse</b>							
2.5 D	62	03/94→04/02	➡	⬇; → 03/02; Nutzlast ab [kg] 1.400 Nutzlast bis [kg] 1.800; Scheibenbremse	1	24.3727-0340.2 580340	L= 3.025
2.5 D 4x4	62	03/94→04/02					
2.5 TDI	80	03/94→04/02	➡	⬇; 11/01→ 03/02; Nutzlast ab [kg] 1.400 Nutzlast bis [kg] 1.800; Trommelbremse	1	24.3727-0343.2 580343	L= 2.827
2.5 TDI	85	03/94→04/02					
2.5 TDI 4x4	85	06/98→04/02	➡	⬇; 10/99→ 10/01; Nutzlast ab [kg] 1.400 Nutzlast bis [kg] 1.800; Trommelbremse	1	24.3727-0344.2 580344	L= 2.806
2.8 D	64	02/98→04/02					
2.8 TDI	90	12/98→04/02	➡	⬇; → 09/99; Nutzlast ab [kg] 1.400 Nutzlast bis [kg] 1.800; Trommelbremse	1	24.3727-0345.2 580345	L= 3.045
2.5 TD	80	06/94→08/98	⬅	⬆; Nutzlast ab [kg] 1.400 Nutzlast bis [kg] 1.800; Trommelbremse	1	24.3727-0300.2 580300	L= 1.078
2.5 TD	85	06/94→04/98					
2.5 TD 4x4	85	11/94→04/98	⬅	⬆; Nutzlast ab [kg] 1.400 Nutzlast bis [kg] 1.800; Scheibenbremse	1	24.3727-0300.2 580300	L= 1.078
			➡	⬇; Nutzlast ab [kg] 1.400 Nutzlast bis [kg] 1.800; Scheibenbremse	1	24.3727-0340.2 580340	L= 3.025
			➡	⬇; Nutzlast ab [kg] 1.400 Nutzlast bis [kg] 1.800; Trommelbremse	1	24.3727-0345.2 580345	L= 3.045
2.8 iDTD 4x4	90	05/98→09/01	⬅	⬆; → 09/99; Nutzlast ab [kg] 1.400 Nutzlast bis [kg] 1.800; Trommelbremse	1	24.3727-0300.2 580300	L= 1.078
			⬅	⬆; 10/99→; Nutzlast ab [kg] 1.400 Nutzlast bis [kg] 1.800; Trommelbremse	1	24.3727-0300.2 580300	L= 1.078
			⬅	⬆; Nutzlast ab [kg] 1.400 Nutzlast bis [kg] 1.800; Scheibenbremse	1	24.3727-0300.2 580300	L= 1.078
			➡	⬇; Nutzlast ab [kg] 1.400 Nutzlast bis [kg] 1.800; Scheibenbremse	1	24.3727-0340.2 580340	L= 3.025
			➡	⬇; 10/99→; Nutzlast ab [kg] 1.400 Nutzlast bis [kg] 1.800; Trommelbremse	1	24.3727-0344.2 580344	L= 2.806
			➡	⬇; → 09/99; Nutzlast ab [kg] 1.400 Nutzlast bis [kg] 1.800; Trommelbremse	1	24.3727-0345.2 580345	L= 3.045
2.8 JTD	94	11/00→04/02	⬅	⬆; 11/01→ 03/02; Nutzlast ab [kg] 1.400 Nutzlast bis [kg] 1.800; Trommelbremse	1	24.3727-0300.2 580300	L= 1.078
2.8 JTD	94	03/01→04/02					
2.8 JTD 4x4	94	10/01→04/02	⬅	⬆; → 10/01; Nutzlast ab [kg] 1.400 Nutzlast bis [kg] 1.800; Trommelbremse	1	24.3727-0300.2 580300	L= 1.078
			⬅	⬆; → 03/02; Nutzlast ab [kg] 1.400 Nutzlast bis [kg] 1.800; Scheibenbremse	1	24.3727-0300.2 580300	L= 1.078
			➡	⬇; → 03/02; Nutzlast ab [kg] 1.400 Nutzlast bis [kg] 1.800; Scheibenbremse	1	24.3727-0340.2 580340	L= 3.025
			➡	⬇; 11/01→ 03/02; Nutzlast ab [kg] 1.400 Nutzlast bis [kg] 1.800; Trommelbremse	1	24.3727-0343.2 580343	L= 2.827
			➡	⬇; → 10/01; Nutzlast ab [kg] 1.400 Nutzlast bis [kg] 1.800; Trommelbremse	1	24.3727-0344.2 580344	L= 2.806
2.8 TD 4x4	64	05/98→11/01	⬅	⬆; → 09/01; Nutzlast ab [kg] 1.400 Nutzlast bis [kg] 1.800; Scheibenbremse	1	24.3727-0300.2 580300	L= 1.078
			⬅	⬆; → 09/99; Nutzlast ab [kg] 1.400 Nutzlast bis [kg] 1.800; Trommelbremse	1	24.3727-0300.2 580300	L= 1.078
			⬅	⬆; 10/99→ 10/01; Nutzlast ab [kg] 1.400 Nutzlast bis [kg] 1.800; Trommelbremse	1	24.3727-0300.2 580300	L= 1.078
			➡	⬇; → 09/01; Nutzlast ab [kg] 1.400 Nutzlast bis [kg] 1.800; Scheibenbremse	1	24.3727-0340.2 580340	L= 3.025
			➡	⬇; 10/99→ 10/01; Nutzlast ab [kg] 1.400 Nutzlast bis [kg] 1.800; Trommelbremse	1	24.3727-0344.2 580344	L= 2.806
			➡	⬇; → 09/99; Nutzlast ab [kg] 1.400 Nutzlast bis [kg] 1.800; Trommelbremse	1	24.3727-0345.2 580345	L= 3.045
<b>FIAT - DUCATO Pritsche/Fahrgestell (244_) 04/02→</b>							
 <b>Radbremszylinder</b>							
2.0	81	04/02→07/06	➡	Nutzlast ab [kg] 1.100 Nutzlast bis [kg] 1.500		24.3226-1702.3 020469	∅ 26,99 GG
2.0 JTD	62	04/02→07/06					
2.3 JTD	81	04/02→07/06					
2.8 JTD	90	11/03→07/06					
2.8 JTD	94	04/02→07/06					
2.8 JTD 4x4	94	10/02→07/06					
2.8 JTD Power	107	05/04→07/06					
<b>Zubehörsatz, Bremsbacken</b>							
2.0	81	04/02→07/06	➡	Nutzlast ab [kg] 1.100 Nutzlast bis [kg] 1.500		03.0137-9285.2 669285	AP
2.0 JTD	62	04/02→07/06					
2.3 JTD	81	04/02→07/06					
2.8 JTD	90	11/03→07/06					
2.8 JTD	94	04/02→07/06					
2.8 JTD 4x4	94	10/02→07/06					
2.8 JTD Power	107	05/04→07/06					
↓							











	kW					! #		
<b>FIAT - DUCATO Pritsche/Fahrgestell (244_) 04/02→</b>								
 <b>Bremstrommel</b>								
2.0	81	04/02→07/06	➔	Nutzlast ab [kg] 1.100	Nutzlast bis [kg] 1.500		<b>24.0225-4002.1</b> <b>480048</b>	Ø 254,0 x 64,4 / 255,6
2.0 JTD	62	04/02→07/06						
2.3 JTD	81	04/02→07/06						
2.8 JTD	90	11/03→07/06						
2.8 JTD	94	04/02→07/06						
2.8 JTD 4x4	94	10/02→07/06						
2.8 JTD Power	107	05/04→07/06						
 <b>Bremsbackensatz</b>								
2.0	81	04/02→07/06	➔	Nutzlast ab [kg] 1.100	Nutzlast bis [kg] 1.500		<b>03.0137-0432.2</b> <b>650432</b>	AP Ø 254 x 57 + HEB
2.0 JTD	62	04/02→07/06					<b>03.0520-0326.3</b> <b>690326</b>	AP Ø 254 x 57 Ø 26,99 + RZ / + Zub TopKit
2.3 JTD	81	04/02→07/06						
2.8 JTD	90	11/03→07/06						
2.8 JTD	94	04/02→07/06						
2.8 JTD 4x4	94	10/02→07/06						
2.8 JTD Power	107	05/04→07/06						
 <b>Bremsbackensatz, Feststellbremse</b>								
2.0	81	04/02→07/06	➔	Nutzlast ab [kg] 1.100	Nutzlast bis [kg] 1.800; - Stutzlager		<b>03.0137-4002.2</b> <b>654002</b>	Ø 172 x 42 + Zub
2.0 JTD	62	04/02→07/06						
2.3 JTD	81	04/02→07/06						
2.8 JTD	90	11/03→07/06						
2.8 JTD	94	04/02→07/06						
2.8 JTD 4x4	94	10/02→07/06						
2.8 JTD Power	107	05/04→07/06						
 <b>Seilzug, Feststellbremse</b>								
2.0	81	04/02→07/06	←	⬆; Nutzlast ab [kg] 1.100	Nutzlast bis [kg] 1.800; Scheiben/Trommel	1	<b>24.3727-0300.2</b> <b>580300</b>	L= 1.078
2.0 JTD	62	04/02→07/06						
2.3 JTD	81	04/02→07/06	➔	⬇; Nutzlast ab [kg] 1.100	Nutzlast bis [kg] 1.800; Trommelbremse	1	<b>24.3727-0343.2</b> <b>580343</b>	L= 2.827
2.8 JTD	90	11/03→07/06						
2.8 JTD	94	04/02→07/06						
2.8 JTD Power	107	05/04→07/06						
2.8 JTD 4x4	94	10/02→07/06	←	⬆; Nutzlast ab [kg] 1.100	Nutzlast bis [kg] 1.800; Scheiben/Trommel	1	<b>24.3727-0562.2</b> <b>580562</b>	L= 1.059
			➔	⬇; Nutzlast ab [kg] 1.100	Nutzlast bis [kg] 1.800; Trommelbremse	1	<b>24.3727-0343.2</b> <b>580343</b>	L= 2.827
<b>FIAT - DUCATO Pritsche/Fahrgestell (250_, 290_) 07/06→</b>								
 <b>Bremsbackensatz, Feststellbremse</b>								
100 Multijet 2,2 D	74	07/06→	➔				<b>03.0137-4004.2</b> <b>654004</b>	Ø 172 x 42 + Zub
110 Multijet 2,3 D	83	10/11→						
115 Multijet 2,0 D	85	06/11→						
120 Multijet 2,3 D	88	07/06→						
120 Multijet 2,3 D 4x4	88	03/10→						
130 Multijet 2,3 D	93	08/06→						
130 Multijet 2,3 D	96	10/06→						
140 Natural Power	100	04/09→						
150 Multijet 2,3 D	109	06/11→						
150 Multijet 2,3 D	110	12/15→						
150 Multijet 3,0 D	107	04/10→						
160 Multijet 3,0 D	115	07/06→12/11						
160 Multijet 3,0 D	116	07/06→						
180 Multijet 2,3 D	130	12/15→						
180 Multijet 3,0 D	130	06/11→						
<b>FIAT - ELBA (146_) 10/85→10/97</b>								
 <b>Radbremszylinder</b>								
1.4	49	10/93→02/95	➔				<b>24.3219-1103.3</b> <b>020408</b>	Ø 19,05 GG
1.5	49	01/92→12/96						
1.5	55	01/92→12/96						
1.6	69	01/94→12/96						
<b>Zubehörsatz, Bremsbacken</b>								
1.4	49	10/93→02/95	➔				<b>03.0137-9021.2</b> <b>669021</b>	Fiat
1.5	49	01/92→12/96						
1.5	55	01/92→12/96						
1.6	69	01/94→12/96						
 <b>Bremstrommel</b>								
1.4	49	10/93→02/95	➔				<b>24.0218-5001.1</b> <b>480012</b>	Ø 185,0 x 37 / 186,8
1.5	49	01/92→12/96						
1.5	55	01/92→12/96						
1.6	69	01/94→12/96						
 <b>Bremsbackensatz</b>								
1.4	49	10/93→02/95	➔				<b>03.0137-0015.2</b> <b>650015</b>	Fiat Ø 185 x 31
↓								



























	kw			 	! #		
<b>FIAT - ELBA (146_) 10/85→10/97</b>							
 <b>Bremsbackensatz</b>							
1.5	49	01/92→12/96	➔			<b>03.0137-0015.2 650015</b>	Fiat Ø 185 x 31
1.5	55	01/92→12/96					
1.6	69	01/94→12/96					
 <b>Seilzug, Feststellbremse</b>							
1.4	49	10/93→02/95	➔	☑; Trommelbremse	1	<b>24.3727-0517.2 580517</b>	L= 2.833
1.5	49	01/92→12/96					
1.5	55	01/92→12/96					
1.6	69	01/94→12/96					
<b>FIAT - FIORINO Kasten/Kombi (225_) 01/07→</b>							
 <b>Radbremszylinder</b>							
1.2 Flex	52	02/08→	➔			<b>24.3220-1728.3 020509</b>	Ø 20,64 ALU
1.3 D Multijet	59	03/15→					
1.4	57	10/09→					
1.3 D Multijet	55	11/07→	➔	09/08→		<b>24.3220-1728.3 020509</b>	Ø 20,64 ALU
1.4	54	11/07→					
1.3 D Multijet	70	07/09→	➔	07/10→		<b>24.3220-1728.3 020509</b>	Ø 20,64 ALU
1.4 Natural Power	57	06/08→	➔	10/09→		<b>24.3220-1728.3 020509</b>	Ø 20,64 ALU
<b>Zubehörsatz, Bremsbacken</b>							
1.2 Flex	52	02/08→	➔			<b>03.0137-9310.2 669310</b>	AP
1.3 D Multijet	55	11/07→	➔	09/08→		<b>03.0137-9309.2 669309</b>	AP
1.3 D Multijet	59	03/15→	➔			<b>03.0137-9309.2 669309</b>	AP
1.4	57	10/09→					
1.3 D Multijet	70	07/09→	➔	07/10→		<b>03.0137-9309.2 669309</b>	AP
1.4	54	11/07→	➔	09/08→; für Fahrzeuge mit verstärkter Bremse		<b>03.0137-9309.2 669309</b>	AP
			➔	09/08→; nicht für Fahrzeuge mit verstärkter Bremse		<b>03.0137-9310.2 669310</b>	AP
1.4 Natural Power	57	06/08→	➔	10/09→		<b>03.0137-9309.2 669309</b>	AP
 <b>Bremstrommel</b>							
1.2 Flex	52	02/08→	➔			<b>24.0220-3007.1 480064</b>	Ø 203,0 x 48,5 / 204,7
1.3 D Multijet	55	11/07→	➔	09/08→		<b>24.0222-8018.1 480078</b>	Ø 228,0 x 48 / 230
1.3 D Multijet	59	03/15→	➔			<b>24.0222-8018.1 480078</b>	Ø 228,0 x 48 / 230
1.4	57	10/09→					
1.3 D Multijet	70	07/09→	➔	07/10→		<b>24.0222-8018.1 480078</b>	Ø 228,0 x 48 / 230
1.4	54	11/07→	➔	09/08→; nicht für Fahrzeuge mit verstärkter Bremse		<b>24.0220-3007.1 480064</b>	Ø 203,0 x 48,5 / 204,7
			➔	09/08→; für Fahrzeuge mit verstärkter Bremse		<b>24.0222-8018.1 480078</b>	Ø 228,0 x 48 / 230
1.4 Natural Power	57	06/08→	➔	10/09→		<b>24.0222-8018.1 480078</b>	Ø 228,0 x 48 / 230
 <b>Bremsbackensatz</b>							
1.2 Flex	52	02/08→	➔			<b>03.0137-0479.2 650479</b> <b>03.0521-0120.3 690120</b>	AP Ø 203 x 38 + HEB AP Ø 228 x 42 Ø 20,64 + RZ / + Zub TopKit
1.3 D Multijet	55	11/07→	➔	09/08→		<b>03.0137-0493.2 650493</b> <b>03.0520-9220.3 699220</b>	AP Ø 228 x 42 + HEB AP Ø 203 x 38 Ø 20,64 + RZ / + Zub TopKit
1.3 D Multijet	59	03/15→	➔			<b>03.0137-0493.2 650493</b> <b>03.0520-9220.3 699220</b>	AP Ø 228 x 42 + HEB AP Ø 203 x 38 Ø 20,64 + RZ / + Zub TopKit
1.3 D Multijet	70	07/09→	➔	07/10→		<b>03.0137-0493.2 650493</b> <b>03.0520-9220.3 699220</b>	AP Ø 228 x 42 + HEB AP Ø 203 x 38 Ø 20,64 + RZ / + Zub TopKit
1.4	54	11/07→	➔	09/08→; für Fahrzeuge mit verstärkter Bremse		<b>03.0137-0457.2 650457</b>	AP Ø 228 x 42 + HEB
			➔	09/08→; nicht für Fahrzeuge mit verstärkter Bremse		<b>03.0137-0479.2 650479</b>	AP Ø 203 x 38 + HEB
			➔	09/08→		<b>03.0521-0120.3 690120</b>	AP Ø 228 x 42 Ø 20,64 + RZ / + Zub TopKit
1.4	57	10/09→	➔			<b>03.0137-0493.2 650493</b> <b>03.0521-0120.3 690120</b>	AP Ø 228 x 42 + HEB AP Ø 228 x 42 Ø 20,64 + RZ / + Zub TopKit
↓							

	kw			 	! #		
<b>FIAT - FIORINO Kasten/Kombi (225_) 01/07→</b>							
 <b>Bremsbackensatz</b>							
1.4 Natural Power	57	06/08→	➡	10/09→		03.0137-0493.2 650493 03.0521-0120.3 690120	AP Ø 228 x 42 + HEB AP Ø 228 x 42 Ø 20,64 + RZ / + Zub TopKit
<b>FIAT - FIORINO Kasten (146_) 01/88→</b>							
 <b>Radbremszylinder</b>							
1.3 1.4	43 52	05/88→09/98 11/92→10/96	➡	09/93→		24.3220-1704.3 020097	Ø 20,64 GG
1.7 TD	46	11/96→05/00	➡			24.3220-1704.3 020097	Ø 20,64 GG
60 1.7 D 60 1.7 D	42 44	05/88→10/96 05/88→05/00	➡	09/88→ 08/93		24.3219-1103.3 020408	Ø 19,05 GG
			➡	09/93→		24.3220-1704.3 020097	Ø 20,64 GG
65 1.7 TD 70 i.e. 1.4 75 i.e. 1.6	46 49 55	01/97→05/01 05/94→05/01 10/93→05/01	➡	→ 03/01		24.3220-1704.3 020097	Ø 20,64 GG
<b>Zubehörsatz, Bremsbacken</b>							
1.3 1.4	43 52	05/88→09/98 11/92→10/96	➡	09/93→		03.0137-9081.2 669081	
1.7 TD	46	11/96→05/00	➡			03.0137-9081.2 669081	
60 1.7 D 60 1.7 D	42 44	05/88→10/96 05/88→05/00	➡	09/88→ 08/93		03.0137-9021.2 669021	Fiat
			➡	09/93→		03.0137-9081.2 669081	
65 1.7 TD 70 i.e. 1.4 75 i.e. 1.6	46 49 55	01/97→05/01 05/94→05/01 10/93→05/01	➡	→ 03/01		03.0137-9081.2 669081	
 <b>Bremstrommel</b>							
1.3 1.4	43 52	05/88→09/98 11/92→10/96	➡	09/93→		24.0222-8018.1 480078	Ø 228,0 x 48 / 230
1.7 TD	46	11/96→05/00	➡			24.0222-8018.1 480078	Ø 228,0 x 48 / 230
60 1.7 D 60 1.7 D	42 44	05/88→10/96 05/88→05/00	➡	09/88→ 08/93		24.0218-5001.1 480012	Ø 185,0 x 37 / 186,8
			➡	09/93→		24.0222-8018.1 480078	Ø 228,0 x 48 / 230
65 1.7 TD 70 i.e. 1.4 75 i.e. 1.6	46 49 55	01/97→05/01 05/94→05/01 10/93→05/01	➡	→ 03/01		24.0222-8018.1 480078	Ø 228,0 x 48 / 230
 <b>Bremsbackensatz</b>							
1.3 1.4	43 52	05/88→09/98 11/92→10/96	➡	09/93→		03.0137-0208.2 650208 03.0520-8820.3 698820	Ø 228 x 42 + HEB Ø 228 x 42 Ø 20,64 + RZ / + Zub TopKit
1.7 TD	46	11/96→05/00	➡			03.0137-0208.2 650208 03.0520-8820.3 698820	Ø 228 x 42 + HEB Ø 228 x 42 Ø 20,64 + RZ / + Zub TopKit
60 1.7 D 60 1.7 D	42 44	05/88→10/96 05/88→05/00	➡	09/88→ 08/93		03.0137-0015.2 650015	Fiat Ø 185 x 31
			➡	09/93→		03.0137-0208.2 650208 03.0520-8820.3 698820	Ø 228 x 42 + HEB Ø 228 x 42 Ø 20,64 + RZ / + Zub TopKit
65 1.7 TD 70 i.e. 1.4 75 i.e. 1.6	46 49 55	01/97→05/01 05/94→05/01 10/93→05/01	➡	→ 03/01		03.0137-0208.2 650208 03.0520-8820.3 698820	Ø 228 x 42 + HEB Ø 228 x 42 Ø 20,64 + RZ / + Zub TopKit
 <b>Seilzug, Feststellbremse</b>							
1.3 1.4	43 52	05/88→09/98 11/92→10/96	➡	☑; 09/93→; Trommelbremse	1	24.3727-0541.2 580541	L= 3.105
1.7 TD	46	11/96→05/00	➡	☑; Trommelbremse	1	24.3727-0541.2 580541	L= 3.105
60 1.7 D 60 1.7 D	42 44	05/88→10/96 05/88→05/00	➡	☑; 09/88→ 08/93; Trommelbremse	1	24.3727-0517.2 580517	L= 2.833
			➡	☑; 09/93→; Trommelbremse	1	24.3727-0541.2 580541	L= 3.105
65 1.7 TD 70 i.e. 1.4 75 i.e. 1.6	46 49 55	01/97→05/01 05/94→05/01 10/93→05/01	➡	☑; → 03/01; Trommelbremse	1	24.3727-0541.2 580541	L= 3.105
<b>FIAT - FIORINO Pick up (146_) 01/88→05/01</b>							
 <b>Radbremszylinder</b>							
1.4 1.6 1.7 TD	49 55 46	05/94→05/01 01/94→05/01 01/97→05/01	➡	→ 03/01		24.3220-1704.3 020097	Ø 20,64 GG
1.4 1.7 D	52 42	10/93→10/96 10/93→10/99	➡			24.3220-1704.3 020097	Ø 20,64 GG
↓							












	kW					! #		
<b>FIAT - FIORINO Pick up (146_) 01/88→05/01</b>								
 <b>Radbremszylinder</b>								
1.7 D	44	05/88→10/99	➔	09/93→		24.3220-1704.3	020097	Ø 20,64 GG
<b>Zubehörsatz, Bremsbacken</b>								
1.4	49	05/94→05/01	➔	→ 03/01		03.0137-9081.2	669081	
1.6	55	01/94→05/01						
1.7 TD	46	01/97→05/01						
1.4	52	10/93→10/96	➔			03.0137-9081.2	669081	
1.7 D	42	10/93→10/99						
1.7 D	44	05/88→10/99	➔	09/93→		03.0137-9081.2	669081	
 <b>Bremstrommel</b>								
1.4	49	05/94→05/01	➔	→ 03/01		24.0222-8018.1	480078	Ø 228,0 x 48 / 230
1.6	55	01/94→05/01						
1.7 TD	46	01/97→05/01						
1.4	52	10/93→10/96	➔			24.0222-8018.1	480078	Ø 228,0 x 48 / 230
1.7 D	42	10/93→10/99						
1.7 D	44	05/88→10/99	➔	09/93→		24.0222-8018.1	480078	Ø 228,0 x 48 / 230
 <b>Bremsbackensatz</b>								
1.4	49	05/94→05/01	➔	→ 03/01		03.0137-0208.2	650208	Ø 228 x 42 + HEB
1.6	55	01/94→05/01				03.0520-8820.3	698820	Ø 228 x 42 Ø 20,64 + RZ / + Zub TopKit
1.7 TD	46	01/97→05/01						
1.4	52	10/93→10/96	➔			03.0137-0208.2	650208	Ø 228 x 42 + HEB
1.7 D	42	10/93→10/99				03.0520-8820.3	698820	Ø 228 x 42 Ø 20,64 + RZ / + Zub TopKit
1.7 D	44	05/88→10/99	➔	09/93→		03.0137-0208.2	650208	Ø 228 x 42 + HEB
						03.0520-8820.3	698820	Ø 228 x 42 Ø 20,64 + RZ / + Zub TopKit
 <b>Seilzug, Feststellbremse</b>								
1.4	49	05/94→05/01	➔	⬇; → 03/01; Trommelbremse	1	24.3727-0541.2	580541	L= 3.105
1.6	55	01/94→05/01						
1.7 TD	46	01/97→05/01						
1.4	52	10/93→10/96	➔	⬇; Trommelbremse	1	24.3727-0541.2	580541	L= 3.105
1.7 D	42	10/93→10/99						
1.7 D	44	05/88→10/99	➔	⬇; 09/93→; Trommelbremse	1	24.3727-0541.2	580541	L= 3.105
<b>FIAT - GRANDE PUNTO (199_) 10/05→</b>								
 <b>Radbremszylinder</b>								
1.2	48	10/05→	➔	→ 01/11		24.3220-1728.3	020509	Ø 20,64 ALU
1.2	50	09/06→						
1.2	51	09/10→						
1.3 D Multijet	51	07/08→						
1.3 D Multijet	62	04/10→						
1.3 D Multijet	66	10/05→						
1.4	55	06/06→						
1.4	57	10/05→						
1.4 16V	66	09/06→						
1.4 16V	70	10/05→						
1.4 16V	112	09/07→07/12						
1.4 LPG	57	12/08→						
1.4 Natural Power	57	07/08→						
1.2 LPG	51	07/08→	➔	09/10→ 01/11		24.3220-1728.3	020509	Ø 20,64 ALU
1.3 D Multijet	55	10/05→	➔	04/08→ 01/11		24.3220-1728.3	020509	Ø 20,64 ALU
1.3 D Multijet	56	06/09→	➔	10/09→		24.3220-1728.3	020509	Ø 20,64 ALU
			➔	→ 01/11		24.3220-1728.3	020509	Ø 20,64 ALU
<b>Zubehörsatz, Bremsbacken</b>								
1.2	48	10/05→	➔	→ 01/11		03.0137-9310.2	669310	AP
1.2	50	09/06→						
1.2	51	09/10→	➔	→ 01/11		03.0137-9309.2	669309	AP
1.3 D Multijet	51	07/08→						
1.3 D Multijet	62	04/10→						
1.3 D Multijet	66	10/05→						
1.4	55	06/06→						
1.4	57	10/05→						
1.4 16V	66	09/06→						
1.4 16V	70	10/05→						
1.4 16V	112	09/07→07/12						
1.4 LPG	57	12/08→						
1.4 Natural Power	57	07/08→						
1.2 LPG	51	07/08→	➔	09/10→ 01/11		03.0137-9309.2	669309	AP
↓								













	kw			 	! #		
<b>FIAT - GRANDE PUNTO (199_) 10/05→</b>							
<b>Zubehörsatz, Bremsbacken</b>							
1.3 D Multijet	55	10/05→	➡	04/08→ 01/11		03.0137-9309.2 669309	AP
1.3 D Multijet	56	06/09→	➡	10/09→		03.0137-9309.2 669309	AP
			➡	→ 01/11		03.0137-9309.2 669309	AP
<b> Bremstrommel</b>							
1.2	48	10/05→	➡	→ 01/11		24.0220-3035.1 480300	Ø 203,0 x 45 / 204,7
	50	09/06→					
1.3 D Multijet	51	07/08→	➡	→ 01/11		24.0222-8037.1 480302	Ø 228,3 x 48 / 230
1.3 D Multijet	66	10/05→					
1.4 16V	66	09/06→					
1.4 16V	70	10/05→					
1.4 16V	112	09/07→07/12					
1.4 LPG	57	12/08→					
1.4 Natural Power	57	07/08→					
1.3 D Multijet	55	10/05→	➡	04/08→ 01/11		24.0222-8037.1 480302	Ø 228,3 x 48 / 230
1.3 D Multijet	56	06/09→	➡	10/09→		24.0222-8037.1 480302	Ø 228,3 x 48 / 230
			➡	→ 01/11		24.0222-8037.1 480302	Ø 228,3 x 48 / 230
1.3 D Multijet	62	04/10→	➡	09/10→ 01/11; Stahlfelge		24.0222-8037.1 480302	Ø 228,3 x 48 / 230
1.4	55	06/06→	➡	→ 01/11		24.0222-8037.1 480302	Ø 228,3 x 48 / 230
1.4	57	10/05→	➡	09/10→ 01/11; Stahlfelge		24.0222-8037.1 480302	Ø 228,3 x 48 / 230
<b> Bremsbackensatz</b>							
1.2	48	10/05→	➡	→ 01/11		03.0137-0479.2 650479	AP Ø 203 x 38 + HEB
	50	09/06→				03.0520-9220.3 699220	AP Ø 203 x 38 Ø 20,64 + RZ / + Zub TopKit
1.2	51	09/10→	➡	→ 01/11		03.0137-0478.2 650478	AP Ø 228 x 42 + HEB
1.3 D Multijet	51	07/08→					
1.3 D Multijet	66	10/05→				03.0520-9020.3 699020	AP Ø 228 x 42 Ø 20,64 + RZ / + Zub TopKit
1.4	55	06/06→					
1.4	57	10/05→					
1.4 16V	66	09/06→					
1.4 16V	70	10/05→					
1.4 16V	112	09/07→07/12					
1.4 LPG	57	12/08→					
1.4 Natural Power	57	07/08→					
1.2 LPG	51	07/08→	➡	09/10→ 01/11		03.0137-0478.2 650478	AP Ø 228 x 42 + HEB
						03.0520-9020.3 699020	AP Ø 228 x 42 Ø 20,64 + RZ / + Zub TopKit
1.3 D Multijet	55	10/05→	➡	04/08→ 01/11		03.0137-0478.2 650478	AP Ø 228 x 42 + HEB
1.3 D Multijet	56	06/09→	➡	10/09→		03.0137-0478.2 650478	AP Ø 228 x 42 + HEB
			➡	→ 01/11		03.0137-0478.2 650478	AP Ø 228 x 42 + HEB
1.3 D Multijet	62	04/10→	➡	→ 01/11		03.0137-0478.2 650478	AP Ø 228 x 42 + HEB
<b> Seilzug, Feststellbremse</b>							
1.2	48	10/05→	➡	☐; → 01/11; Trommelbremse		24.3727-0575.2 580575	L= 1.642
	50	09/06→	➡	☐; → 01/11; Trommelbremse		24.3727-0576.2 580576	L= 1.660
1.2	51	09/10→	➡	☐; → 01/11; Trommelbremse		24.3727-0577.2 580577	L= 1.674
1.3 D Multijet	51	07/08→					
1.3 D Multijet	62	04/10→	➡	☐; → 01/11; Scheiben/Trommel		24.3727-0578.2 580578	L= 1.689
1.3 D Multijet	66	10/05→					
1.4	55	06/06→					
1.4	57	10/05→					
1.4 16V	66	09/06→					
1.4 16V	70	10/05→					
1.4 16V	112	09/07→07/12					
1.4 LPG	57	12/08→					
1.4 Natural Power	57	07/08→					
1.2 LPG	51	07/08→	➡	☐; 09/10→ 01/11; Trommelbremse		24.3727-0577.2 580577	L= 1.674
			➡	☐; 09/10→ 01/11; Scheiben/Trommel		24.3727-0578.2 580578	L= 1.689
1.3 D Multijet	55	10/05→	➡	☐; 04/08→ 01/11; Trommelbremse		24.3727-0577.2 580577	L= 1.674
			➡	☐; 04/08→ 01/11; Scheiben/Trommel		24.3727-0578.2 580578	L= 1.689
1.3 D Multijet	56	06/09→	➡	☐; 10/09→; Trommelbremse		24.3727-0577.2 580577	L= 1.674
			➡	☐; → 01/11; Trommelbremse		24.3727-0577.2 580577	L= 1.674
			➡	☐; 10/09→		24.3727-0578.2 580578	L= 1.689
			➡	☐; → 01/11; Scheiben/Trommel		24.3727-0578.2 580578	L= 1.689
			➡	☐; 10/09→; Scheibenbremse		24.3727-0579.2 580579	L= 1.654

	kw			 	! #		
<b>FIAT - GRANDE PUNTO (199_) 10/05→</b>							
 <b>Seilzug, Feststellbremse</b>							
1.3 D Multijet	56	06/09→	➡	☐; 10/09→; Scheibenbremse		24.3727-0580.2 580580	L= 1.673
1.4 (199.AXN1B)	114	12/07→06/10	➡	☐; Scheibenbremse		24.3727-0579.2 580579	L= 1.654
1.9 D Multijet	85	06/06→12/09	➡	☐; Scheibenbremse		24.3727-0580.2 580580	L= 1.673
1.4 (199.AXX1B)	132	12/07→12/12	➡	☐; → 01/11; Scheibenbremse		24.3727-0579.2 580579	L= 1.654
1.4 T-Jet	88	09/07→	➡	☐; → 01/11; Scheibenbremse		24.3727-0580.2 580580	L= 1.673
1.6 D Multijet	88	07/08→	➡				
1.9 D Multijet	88	10/05→	➡				
1.9 D Multijet	96	10/05→	➡	☐; 02/06→ 01/11; Scheibenbremse		24.3727-0579.2 580579	L= 1.654
			➡	☐; 02/06→ 01/11; Scheibenbremse		24.3727-0580.2 580580	L= 1.673
<b>FIAT - IDEA (350_) 12/03→</b>							
 <b>Radbremszylinder</b>							
1.2 16V	59	01/04→	➡	→ 05/08		24.3222-1724.3 020466	Ø 22,2 ALU
1.3 D Multijet	51	01/04→	➡				
1.4 16V	70	01/04→	➡				
1.3 D Multijet	66	10/05→	➡	11/05→ 05/08		24.3220-1107.3 020218	AP Ø 20,64 GG
			➡	06/08→ 07/12		24.3220-1728.3 020509	Ø 20,64 ALU
1.3 D Multijet	70	05/08→12/12	➡	→ 05/08		24.3220-1107.3 020218	AP Ø 20,64 GG
			➡	06/08→ 07/12		24.3220-1728.3 020509	Ø 20,64 ALU
1.4	57	10/05→	➡	11/05→ 05/08		24.3222-1724.3 020466	Ø 22,2 ALU
1.4	66	12/03→	➡	01/04→ 05/08		24.3222-1724.3 020466	Ø 22,2 ALU
1.9 JTD	74	01/04→	➡	→ 06/05		24.3220-1107.3 020218	AP Ø 20,64 GG
			➡	06/08→ 07/12		24.3220-1728.3 020509	Ø 20,64 ALU
<b>Zubehörsatz, Bremsbacken</b>							
1.2 16V	59	01/04→	➡	→ 02/08		03.0137-9310.2 669310	AP
1.4 16V	70	01/04→	➡				
1.3 D Multijet	51	01/04→	➡	→ 07/12		03.0137-9310.2 669310	AP
1.4 LPG	57	03/09→	➡				
1.3 D Multijet	66	10/05→	➡	11/05→ 02/08		03.0137-9309.2 669309	AP
1.3 D Multijet	70	05/08→12/12	➡	→ 07/12		03.0137-9309.2 669309	AP
1.4	57	10/05→	➡	11/05→ 02/08		03.0137-9310.2 669310	AP
1.4	66	12/03→	➡	01/04→ 02/08		03.0137-9310.2 669310	AP
1.9 JTD	74	01/04→	➡	→ 02/08		03.0137-9309.2 669309	AP
 <b>Bremsstrommel</b>							
1.2 16V	59	01/04→	➡	→ 02/08		24.0220-3007.1 480064	Ø 203,0 x 48,5 / 204,7
1.4 16V	70	01/04→	➡				
1.3 D Multijet	51	01/04→	➡	→ 07/12		24.0220-3007.1 480064	Ø 203,0 x 48,5 / 204,7
1.4 LPG	57	03/09→	➡				
1.3 D Multijet	66	10/05→	➡	11/05→ 02/08		24.0222-8018.1 480078	Ø 228,0 x 48 / 230
1.3 D Multijet	70	05/08→12/12	➡	→ 07/12		24.0222-8018.1 480078	Ø 228,0 x 48 / 230
1.4	57	10/05→	➡	11/05→ 02/08		24.0220-3007.1 480064	Ø 203,0 x 48,5 / 204,7
1.4	66	12/03→	➡	01/04→ 02/08		24.0220-3007.1 480064	Ø 203,0 x 48,5 / 204,7
1.9 JTD	74	01/04→	➡	→ 02/08		24.0222-8018.1 480078	Ø 228,0 x 48 / 230
 <b>Bremsbackensatz</b>							
1.2 16V	59	01/04→	➡	→ 02/08		03.0137-0479.2 650479	AP Ø 203 x 38 + HEB
1.4 16V	70	01/04→	➡	06/08→ 07/12		03.0520-6922.3 696922	AP Ø 203 x 38 Ø 22,2 + RZ / + Zub TopKit
1.3 D Multijet	51	01/04→	➡	→ 07/12		03.0137-0479.2 650479	AP Ø 203 x 38 + HEB
			➡	06/08→ 07/12		03.0520-6922.3 696922	AP Ø 203 x 38 Ø 22,2 + RZ / + Zub TopKit
1.3 D Multijet	66	10/05→	➡	11/05→ 02/08		03.0137-0457.2 650457	AP Ø 228 x 42 + HEB
						03.0520-9120.3 699120	AP Ø 228 x 42 Ø 20,64 + RZ / + Zub TopKit
1.3 D Multijet	70	05/08→12/12	➡	→ 07/12		03.0137-0457.2 650457	AP Ø 228 x 42 + HEB
						03.0520-9120.3 699120	AP Ø 228 x 42 Ø 20,64 + RZ / + Zub TopKit
1.4	57	10/05→	➡	11/05→ 02/08		03.0137-0479.2 650479	AP Ø 203 x 38 + HEB
			➡	06/08→ 07/12		03.0520-6922.3 696922	AP Ø 203 x 38 Ø 22,2 + RZ / + Zub TopKit
↓							












	kw					! #		
<b>FIAT - IDEA (350_) 12/03→</b>								
 <b>Bremsbackensatz</b>								
1.4	66	12/03→	➔	01/04→ 02/08		<b>03.0137-0479.2 650479</b>	AP Ø 203 x 38 + HEB	
			➔	06/08→ 07/12		<b>03.0520-6922.3 696922</b>	AP Ø 203 x 38 Ø 22,2 + RZ / + Zub TopKit	
1.4 LPG	57	03/09→	➔	→ 07/12		<b>03.0137-0479.2 650479</b> <b>03.0520-6922.3 696922</b>	AP Ø 203 x 38 + HEB AP Ø 203 x 38 Ø 22,2 + RZ / + Zub TopKit	
1.9 JTD	74	01/04→	➔	→ 02/08		<b>03.0137-0457.2 650457</b>	AP Ø 228 x 42 + HEB	
			➔	07/05→ 02/08		<b>03.0520-9120.3 699120</b>	AP Ø 228 x 42 Ø 20,64 + RZ / + Zub TopKit	
<b>FIAT - LINEA (323_) 06/07→</b>								
 <b>Radbremsszylinder</b>								
1.3 D Multijet	66	06/07→	➔	07/07→ 05/11		<b>24.3220-1728.3 020509</b>	Ø 20,64 ALU	
1.4	57	06/07→						
1.3 D Multijet	70	09/09→	➔	→ 05/11		<b>24.3220-1728.3 020509</b>	Ø 20,64 ALU	
1.4	66	12/08→						
<b>Zubehörsatz, Bremsbacken</b>								
1.3 D Multijet	66	06/07→	➔	07/07→ 05/11		<b>03.0137-9309.2 669309</b>	AP	
1.4	57	06/07→						
1.3 D Multijet	70	09/09→	➔	→ 05/11		<b>03.0137-9309.2 669309</b>	AP	
1.4	66	12/08→						
 <b>Bremstrommel</b>								
1.3 D Multijet	66	06/07→	➔	07/07→ 05/11		<b>24.0222-8018.1 480078</b>	Ø 228,0 x 48 / 230	
1.4	57	06/07→						
1.3 D Multijet	70	09/09→	➔	→ 05/11		<b>24.0222-8018.1 480078</b>	Ø 228,0 x 48 / 230	
1.4	66	12/08→						
 <b>Bremsbackensatz</b>								
1.3 D Multijet	66	06/07→	➔	07/07→ 05/11		<b>03.0137-0478.2 650478</b>	AP Ø 228 x 42 + HEB	
1.4	57	06/07→				<b>03.0520-9020.3 699020</b>	AP Ø 228 x 42 Ø 20,64 + RZ / + Zub TopKit	
1.3 D Multijet	70	09/09→	➔	→ 05/11		<b>03.0137-0478.2 650478</b>	AP Ø 228 x 42 + HEB	
1.4	66	12/08→				<b>03.0520-9020.3 699020</b>	AP Ø 228 x 42 Ø 20,64 + RZ / + Zub TopKit	
 <b>Seilzug, Feststellbremse</b>								
1.4 T-Jet	84	09/07→	➔	<input type="checkbox"/> ; → 05/11; Scheibenbremse		<b>24.3727-0564.2 580564</b>	L= 1.520	
1.4 T-Jet	88	09/07→						
1.4 T-Jet	112	10/08→	➔	<input checked="" type="checkbox"/> ; → 05/11; Scheibenbremse		<b>24.3727-0565.2 580565</b>	L= 1.528	
1.6	80	07/08→						
1.6 D Multijet	77	06/09→						
1.9 16V	93	06/09→						
1.9 16V	94	07/08→						
1.9 16V	97	09/10→						
<b>FIAT - MAREA (185_) 09/96→12/07</b>								
 <b>Radbremsszylinder</b>								
1.2 16V	60	10/98→05/02	➔	04/99→		<b>24.3222-1126.3 020358</b> <b>24.3222-1724.3 020466</b>	AP Ø 22,2 GG Ø 22,2 ALU	
1.4 80 12V	59	09/96→05/02	➔	04/97→		<b>24.3222-1126.3 020358</b>	AP Ø 22,2 GG	
1.6 100 16V	76	09/96→05/02				<b>24.3222-1724.3 020466</b>	Ø 22,2 ALU	
1.8 115 16V	83	09/96→05/02						
1.9 TD 100	74	09/96→05/02	➔	→ 03/97		<b>24.3222-1707.3 020104</b>	BDX Ø 22,2 GG	
1.9 TD 75	55	09/96→05/02						
1.6	68	03/99→08/00	➔			<b>24.3222-1126.3 020358</b>	AP Ø 22,2 GG	
1.6	76	09/00→08/02				<b>24.3222-1724.3 020466</b>	Ø 22,2 ALU	
1.6 100 16V Bipower	76	04/99→05/02						
1.6 16V	75	04/97→02/99						
1.6 SX	72	09/00→08/02						
1.9 JTD 105	77	04/99→01/01						
1.9 JTD 110	81	01/01→05/02						
1.9 JTD	79	01/01→12/07	➔	→ 12/02		<b>24.3222-1126.3 020358</b> <b>24.3222-1724.3 020466</b>	AP Ø 22,2 GG Ø 22,2 ALU	
<b>Zubehörsatz, Bremsbacken</b>								
1.2 16V	60	10/98→05/02	➔	04/99→		<b>03.0137-9244.2 669244</b>	AP	
1.4 80 12V	59	09/96→05/02	➔	→ 03/97		<b>03.0137-9125.2 669125</b>	BDX	
1.6 100 16V	76	09/96→05/02						
1.8 115 16V	83	09/96→05/02	➔	04/97→		<b>03.0137-9244.2 669244</b>	AP	
1.9 TD 100	74	09/96→05/02						
↓								


























	kw			 	! #		
<b>FIAT - MAREA (185_) 09/96→12/07</b>							
<b>Zubehörsatz, Bremsbacken</b>							
1.9 TD 75	55	09/96→05/02	➡	→ 03/97		03.0137-9125.2 669125	BDX
			➡	04/97→		03.0137-9244.2 669244	AP
1.6	68	03/99→08/00	➡			03.0137-9244.2 669244	AP
1.6	76	09/00→08/02					
1.6 100 16V Bipower	76	04/99→05/02					
1.6 16V	75	04/97→02/99					
1.6 SX	72	09/00→08/02					
1.9 JTD 105	77	04/99→01/01					
1.9 JTD 110	81	01/01→05/02					
1.9 JTD	79	01/01→12/07	➡	→ 12/02		03.0137-9244.2 669244	AP
<b> Bremstrommel</b>							
1.2 16V	60	10/98→05/02	➡	04/99→		24.0220-3007.1 480064	Ø 203,0 x 48,5 / 204,7
1.4 80 12V	59	09/96→05/02	➡			24.0220-3007.1 480064	Ø 203,0 x 48,5 / 204,7
1.6	68	03/99→08/00					
1.6	76	09/00→08/02					
1.6 100 16V	76	09/96→05/02					
1.6 100 16V Bipower	76	04/99→05/02					
1.6 16V	75	04/97→02/99					
1.6 SX	72	09/00→08/02					
1.8 115 16V	83	09/96→05/02					
1.9 JTD 105	77	04/99→01/01					
1.9 JTD 110	81	01/01→05/02					
1.9 TD 100	74	09/96→05/02					
1.9 TD 75	55	09/96→05/02					
1.9 JTD	79	01/01→12/07	➡	→ 12/02		24.0220-3007.1 480064	Ø 203,0 x 48,5 / 204,7
<b> Bremsbackensatz</b>							
1.2 16V	60	10/98→05/02	➡	04/99→		03.0137-0345.2 650345 03.0520-6822.3 696822	AP Ø 203 x 38 + HEB AP Ø 203 x 38 Ø 22,2 + RZ / + Zub TopKit
1.4 80 12V	59	09/96→05/02	➡	→ 03/97		03.0137-0262.2 650262 03.0520-6722.3 696722	BDX Ø 203 x 39 BDX Ø 203 x 39 Ø 22,2 + RZ / + Zub TopKit
1.6 100 16V	76	09/96→05/02					
1.8 115 16V	83	09/96→05/02					
1.9 TD 100	74	09/96→05/02					
1.9 TD 75	55	09/96→05/02	➡	04/97→		03.0137-0345.2 650345 03.0520-6822.3 696822	AP Ø 203 x 38 + HEB AP Ø 203 x 38 Ø 22,2 + RZ / + Zub TopKit
1.6	68	03/99→08/00	➡			03.0137-0345.2 650345 03.0520-6822.3 696822	AP Ø 203 x 38 + HEB AP Ø 203 x 38 Ø 22,2 + RZ / + Zub TopKit
1.6	76	09/00→08/02					
1.6 100 16V Bipower	76	04/99→05/02					
1.6 16V	75	04/97→02/99					
1.6 SX	72	09/00→08/02					
1.9 JTD 105	77	04/99→01/01					
1.9 JTD 110	81	01/01→05/02					
1.9 JTD	79	01/01→12/07	➡	→ 12/02		03.0137-0345.2 650345 03.0520-6822.3 696822	AP Ø 203 x 38 + HEB AP Ø 203 x 38 Ø 22,2 + RZ / + Zub TopKit
<b> Seilzug, Feststellbremse</b>							
1.2 16V	60	10/98→05/02	➡	☐; 04/99→; Trommelbremse		24.3727-0539.2 580539	L= 1.428
			➡	☐; 04/99→; Trommelbremse		24.3727-0540.2 580540	L= 1.383
1.4 80 12V	59	09/96→05/02	➡	☐; + ABS; Trommelbremse		24.3727-0539.2 580539	L= 1.428
			➡	☐; + ABS; Trommelbremse		24.3727-0540.2 580540	L= 1.383
1.6	68	03/99→08/00	➡	☐; Trommelbremse		24.3727-0539.2 580539	L= 1.428
1.6	76	09/00→08/02					
1.6 100 16V	76	09/96→05/02	➡	☐; Trommelbremse		24.3727-0540.2 580540	L= 1.383
1.6 100 16V Bipower	76	04/99→05/02					
1.6 16V	75	04/97→02/99					
1.6 SX	72	09/00→08/02					
1.8 115 16V	83	09/96→05/02					
1.9 JTD 105	77	04/99→01/01					
1.9 JTD 110	81	01/01→05/02					
1.9 TD 100	74	09/96→05/02					
1.9 TD 75	55	09/96→05/02					
1.9 JTD	79	01/01→12/07	➡	☐; → 12/02; Trommelbremse		24.3727-0539.2 580539	L= 1.428
			➡	☐; → 12/02; Trommelbremse		24.3727-0540.2 580540	L= 1.383
<b>FIAT - MAREA Weekend (185_) 09/96→12/07</b>							
<b> Radbremszylinder</b>							
1.2 16V	60	10/98→05/02	➡	04/99→		24.3222-1126.3 020358 24.3222-1724.3 020466	AP Ø 22,2 GG Ø 22,2 ALU
↓							












	kw					! #		
<b>FIAT - MAREA Weekend (185_) 09/96→12/07</b>								
<b> Radbremszylinder</b>								
1.4 80 12V	59	09/96→05/02	➔	04/97→		24.3222-1126.3	020358	AP Ø 22,2 GG
			➔	→ 03/97		24.3222-1724.3	020466	Ø 22,2 ALU
			➔			24.3222-1707.3	020104	BDX Ø 22,2 GG
1.6	76	09/00→08/02	➔			24.3220-1116.3	020313	Ø 20,64 GG
1.6 100 16V	76	09/96→05/02						
1.8 115 16V	83	09/96→05/02						
1.9 JTD 105	77	04/99→05/02						
1.9 JTD 110	81	01/01→05/02						
1.9 TD 100	74	09/96→05/02						
1.9 TD 75	55	09/96→05/02						
1.9 JTD	79	01/01→12/07	➔	→ 12/02		24.3220-1116.3	020313	Ø 20,64 GG
<b> Zubehörsatz, Bremsbacken</b>								
1.2 16V	60	10/98→05/02	➔	04/99→		03.0137-9244.2	669244	AP
1.4 80 12V	59	09/96→05/02	➔	→ 03/97		03.0137-9125.2	669125	BDX
			➔	04/97→		03.0137-9244.2	669244	AP
1.6	76	09/00→08/02	➔			03.0137-9234.2	669234	
1.9 JTD 105	77	04/99→05/02						
1.9 JTD 110	81	01/01→05/02						
1.6 100 16V	76	09/96→05/02	➔	→ 03/97		03.0137-9081.2	669081	
1.8 115 16V	83	09/96→05/02						
1.9 TD 100	74	09/96→05/02	➔	04/97→		03.0137-9234.2	669234	
1.9 TD 75	55	09/96→05/02						
1.9 JTD	79	01/01→12/07	➔	→ 12/02		03.0137-9234.2	669234	
<b> Bremstrommel</b>								
1.2 16V	60	10/98→05/02	➔	04/99→		24.0220-3007.1	480064	Ø 203,0 x 48,5 / 204,7
1.4 80 12V	59	09/96→05/02	➔			24.0220-3007.1	480064	Ø 203,0 x 48,5 / 204,7
1.6	76	09/00→08/02	➔			24.0222-8018.1	480078	Ø 228,0 x 48 / 230
1.6 100 16V	76	09/96→05/02						
1.8 115 16V	83	09/96→05/02						
1.9 JTD 105	77	04/99→05/02						
1.9 JTD 110	81	01/01→05/02						
1.9 TD 100	74	09/96→05/02						
1.9 TD 75	55	09/96→05/02						
1.9 JTD	79	01/01→12/07	➔	→ 12/02		24.0222-8018.1	480078	Ø 228,0 x 48 / 230
<b> Bremsbackensatz</b>								
1.2 16V	60	10/98→05/02	➔	04/99→		03.0137-0345.2	650345	AP Ø 203 x 38 + HEB
						03.0520-6822.3	696822	AP Ø 203 x 38 Ø 22,2 + RZ / + Zub TopKit
1.4 80 12V	59	09/96→05/02	➔	→ 03/97		03.0137-0262.2	650262	BDX Ø 203 x 39
						03.0520-6722.3	696722	BDX Ø 203 x 39 Ø 22,2 + RZ / + Zub TopKit
			➔	04/97→		03.0137-0345.2	650345	AP Ø 203 x 38 + HEB
						03.0520-6822.3	696822	AP Ø 203 x 38 Ø 22,2 + RZ / + Zub TopKit
1.6	76	09/00→08/02	➔			03.0137-0352.2	650352	Ø 228 x 43 + HEB
1.9 JTD 105	77	04/99→05/02				03.0520-7820.3	697820	AP Ø 228 x 43 Ø 20,64 + RZ / + Zub TopKit
1.9 JTD 110	81	01/01→05/02						
1.6 100 16V	76	09/96→05/02	➔	→ 03/97		03.0137-0208.2	650208	Ø 228 x 42 + HEB
1.8 115 16V	83	09/96→05/02				03.0420-4520.3	684520	Ø 228 x 42 Ø 20,64 + RZ / + Zub Kit
1.9 TD 100	74	09/96→05/02						
1.9 TD 75	55	09/96→05/02	➔	04/97→		03.0137-0352.2	650352	Ø 228 x 43 + HEB
						03.0520-7820.3	697820	AP Ø 228 x 43 Ø 20,64 + RZ / + Zub TopKit
1.9 JTD	79	01/01→12/07	➔	→ 12/02		03.0137-0352.2	650352	Ø 228 x 43 + HEB
						03.0520-7820.3	697820	AP Ø 228 x 43 Ø 20,64 + RZ / + Zub TopKit
<b> Seilzug, Feststellbremse</b>								
1.2 16V	60	10/98→05/02	➔	<input type="checkbox"/> ; 04/99→; Trommelbremse		24.3727-0539.2	580539	L= 1.428
			➔	<input type="checkbox"/> ; 04/99→; Trommelbremse		24.3727-0540.2	580540	L= 1.383
1.4 80 12V	59	09/96→05/02	➔	<input type="checkbox"/> ; Trommelbremse		24.3727-0539.2	580539	L= 1.428
			➔	<input type="checkbox"/> ; Trommelbremse		24.3727-0540.2	580540	L= 1.383
1.6	76	09/00→08/02	➔	<input type="checkbox"/> ; Trommelbremse		24.3727-0542.2	580542	L= 1.404
1.6 100 16V	76	09/96→05/02						
1.8 115 16V	83	09/96→05/02	➔	<input type="checkbox"/> ; Trommelbremse		24.3727-0543.2	580543	L= 1.459


























	kW			 	! #		
<b>FIAT - MAREA Weekend (185_) 09/96→12/07</b>							
 <b>Seilzug, Feststellbremse</b>							
1.9 TD 100	74	09/96→05/02	➔	<input type="checkbox"/> ; Trommelbremse	24.3727-0542.2	580542	L= 1.404
1.9 TD 75	55	09/96→05/02	➔	<input type="checkbox"/> ; Trommelbremse	24.3727-0543.2	580543	L= 1.459
1.9 JTD	79	01/01→12/07	➔	<input type="checkbox"/> ; → 12/02; Trommelbremse	24.3727-0539.2	580539	L= 1.428
					24.3727-0543.2	580543	L= 1.459
				<input type="checkbox"/> ; → 12/02; Trommelbremse	24.3727-0540.2	580540	L= 1.383
					24.3727-0542.2	580542	L= 1.404
1.9 JTD 105	77	04/99→05/02	➔	<input type="checkbox"/> ; Trommelbremse	24.3727-0539.2	580539	L= 1.428
1.9 JTD 110	81	01/01→05/02	➔	<input type="checkbox"/> ; Trommelbremse	24.3727-0543.2	580543	L= 1.459
					24.3727-0540.2	580540	L= 1.383
				<input type="checkbox"/> ; Trommelbremse	24.3727-0542.2	580542	L= 1.404
<b>FIAT - MULTIPLA (186_) 04/99→06/10</b>							
 <b>Radbremszylinder</b>							
1.6	68	05/04→08/05	➔		24.3220-1116.3	020313	Ø 20,64 GG
1.6	74	03/01→08/05					
1.6	76	09/00→06/10					
1.6 100 16V (186AXA1A)	76	04/99→06/10					
1.6 16V (186AGB1A)	70	04/02→06/10					
1.6 16V Bipower (186AMB1A)	76	04/99→06/10					
1.6 16V Bipower (186AXC1A)	76	10/01→06/10					
1.6 16V Blupower (186AMA1A)	70	04/99→06/10					
1.6 16V GPL	76	10/01→06/10					
1.9 JTD (186AXE1A)	88	04/02→06/10					
1.9 JTD 105 (186AXB1A)	77	04/99→06/10					
1.9 JTD 110	81	03/01→07/02					
1.9 JTD 115	85	07/02→06/10					
<b>Zubehörsatz, Bremsbacken</b>							
1.6	68	05/04→08/05	➔		03.0137-9234.2	669234	
1.6	74	03/01→08/05					
1.6	76	09/00→06/10					
1.6 100 16V (186AXA1A)	76	04/99→06/10					
1.6 16V (186AGB1A)	70	04/02→06/10					
1.6 16V Bipower (186AMB1A)	76	04/99→06/10					
1.6 16V Bipower (186AXC1A)	76	10/01→06/10					
1.6 16V Blupower (186AMA1A)	70	04/99→06/10					
1.6 16V GPL	76	10/01→06/10					
1.9 JTD (186AXE1A)	88	04/02→06/10					
1.9 JTD 105 (186AXB1A)	77	04/99→06/10					
1.9 JTD 110	81	03/01→07/02					
1.9 JTD 115	85	07/02→06/10					
 <b>Bremstrommel</b>							
1.6	68	05/04→08/05	➔		24.0222-8018.1	480078	Ø 228,0 x 48 / 230
1.6	74	03/01→08/05					
1.6	76	09/00→06/10					
1.6 100 16V (186AXA1A)	76	04/99→06/10					
1.6 16V (186AGB1A)	70	04/02→06/10					
1.6 16V Bipower (186AMB1A)	76	04/99→06/10					
1.6 16V Bipower (186AXC1A)	76	10/01→06/10					
1.6 16V Blupower (186AMA1A)	70	04/99→06/10					
1.6 16V GPL	76	10/01→06/10					
1.9 JTD (186AXE1A)	88	04/02→06/10					
1.9 JTD 105 (186AXB1A)	77	04/99→06/10					
1.9 JTD 110	81	03/01→07/02					
1.9 JTD 115	85	07/02→06/10					
 <b>Bremsbackensatz</b>							
1.6	68	05/04→08/05	➔		03.0137-0352.2	650352	Ø 228 x 43 + HEB
1.6	74	03/01→08/05			03.0520-7820.3	697820	AP Ø 228 x 43 Ø 20,64 + RZ / + Zub TopKit
1.6	76	09/00→06/10					
↓							














	kw			 	! #		
<b>FIAT - MULTIPLA (186_) 04/99→06/10</b>							
 <b>Bremsbackensatz</b>							
1.6 100 16V (186AXA1A)	76	04/99→06/10	➔			03.0137-0352.2 650352	Ø 228 x 43 + HEB
1.6 16V (186AGB1A)	70	04/02→06/10				03.0520-7820.3 697820	AP Ø 228 x 43 Ø 20,64 + RZ / + Zub TopKit
1.6 16V Bipower (186AMB1A)	76	04/99→06/10					
1.6 16V Bipower (186AXC1A)	76	10/01→06/10					
1.6 16V Blupower (186AMA1A)	70	04/99→06/10					
1.6 16V GPL	76	10/01→06/10					
1.9 JTD (186AXE1A)	88	04/02→06/10					
1.9 JTD 105 (186AXB1A)	77	04/99→06/10					
1.9 JTD 110	81	03/01→07/02					
1.9 JTD 115	85	07/02→06/10					
 <b>Seilzug, Feststellbremse</b>							
1.6	76	09/00→06/10	➔	☐; → 02/01; Scheiben/Trommel		24.3727-0550.2 580550	L= 1.165
			➔	☐; → 02/01; Scheiben/Trommel		24.3727-0551.2 580551	L= 2.014
1.6 100 16V (186AXA1A)	76	04/99→06/10	➔	☐; → 02/02; Scheiben/Trommel		24.3727-0550.2 580550	L= 1.165
1.6 16V GPL	76	10/01→06/10	➔	☐; → 02/02; Scheiben/Trommel		24.3727-0551.2 580551	L= 2.014
1.9 JTD 105 (186AXB1A)	77	04/99→06/10					
1.9 JTD 110	81	03/01→07/02					
1.6 16V (186AGB1A)	70	04/02→06/10	➔	☐; Scheiben/Trommel		24.3727-0551.2 580551	L= 2.014
1.6 16V Bipower (186AMB1A)	76	04/99→06/10	➔	☐; Scheiben/Trommel		24.3727-0552.2 580552	L= 1.143
1.6 16V Bipower (186AXC1A)	76	10/01→06/10					
1.6 16V Blupower (186AMA1A)	70	04/99→06/10					
<b>FIAT - PALIO (178BX) 04/96→</b>							
 <b>Radbremszylinder</b>							
1.0	45	04/96→10/03	➔			24.3220-1116.3 020313	Ø 20,64 GG
1.0	56	04/96→10/03					
1.1	40	07/97→10/03					
1.2	50	06/99→10/00					
1.2	44	07/97→08/02	➔	10/97→		24.3220-1116.3 020313	Ø 20,64 GG
1.7 D	42	04/96→09/02					
1.2	54	06/98→	➔	→ 12/06		24.3220-1116.3 020313	Ø 20,64 GG
1.2	59	09/01→					
1.5	62	06/04→					
1.7 TD	51	10/02→01/12					
1.7 TD	53	09/01→					
<b>Zubehörsatz, Bremsbacken</b>							
1.0	45	04/96→10/03	➔			03.0137-9234.2 669234	
1.0	56	04/96→10/03					
1.1	40	07/97→10/03					
1.2	50	06/99→10/00					
1.2	44	07/97→08/02	➔	10/97→		03.0137-9234.2 669234	
1.7 D	42	04/96→09/02					
1.2	54	06/98→	➔	→ 12/06		03.0137-9234.2 669234	
1.2	59	09/01→					
1.5	62	06/04→					
1.7 TD	51	10/02→01/12					
1.7 TD	53	09/01→					
 <b>Bremstrommel</b>							
1.0	45	04/96→10/03	➔			24.0222-8018.1 480078	Ø 228,0 x 48 / 230
1.0	56	04/96→10/03					
1.1	40	07/97→10/03					
1.2	50	06/99→10/00					
1.2	44	07/97→08/02	➔	10/97→		24.0222-8018.1 480078	Ø 228,0 x 48 / 230
1.7 D	42	04/96→09/02					
1.2	54	06/98→	➔	→ 12/06		24.0222-8018.1 480078	Ø 228,0 x 48 / 230
1.2	59	09/01→					
1.5	62	06/04→					
1.7 TD	51	10/02→01/12					
1.7 TD	53	09/01→					
1.4	51	04/96→10/02	➔	02/98→		24.0218-5002.1 480117	Ø 185,0 x 36,5 / 186,8
1.4 Cat	51	04/96→08/01					
1.6 16V	74	04/96→10/02					
 <b>Bremsbackensatz</b>							
1.0	45	04/96→10/03	➔			03.0137-0352.2 650352	Ø 228 x 43 + HEB
↓							











	kw			 	! #		
<b>FIAT - PALIO (178BX) 04/96→</b>							
 <b>Bremsbackensatz</b>							
1.0	56	04/96→10/03	➔			<b>03.0520-7820.3 697820</b>	AP Ø 228 x 43 Ø 20,64 + RZ / + Zub TopKit
1.1	40	07/97→10/03					
1.2	50	06/99→10/00					
1.2	44	07/97→08/02	➔	10/97→		<b>03.0137-0352.2 650352</b>	Ø 228 x 43 + HEB
1.7 D	42	04/96→09/02				<b>03.0520-7820.3 697820</b>	AP Ø 228 x 43 Ø 20,64 + RZ / + Zub TopKit
1.2	54	06/98→	➔	→ 12/06		<b>03.0137-0352.2 650352</b>	Ø 228 x 43 + HEB
1.2	59	09/01→					
1.5	62	06/04→					
1.7 TD	51	10/02→01/12					
1.7 TD	53	09/01→				<b>03.0520-7820.3 697820</b>	AP Ø 228 x 43 Ø 20,64 + RZ / + Zub TopKit
<b>FIAT - PALIO Weekend (178_) 04/96→</b>							
 <b>Radbremszylinder</b>							
1.0	45	07/98→10/03	➔			<b>24.3220-1116.3 020313</b>	Ø 20,64 GG
1.2	50	06/99→10/02					
1.4	51	07/97→08/01					
1.2	59	09/01→	➔	→ 12/06		<b>24.3220-1116.3 020313</b>	Ø 20,64 GG
1.2 (178DYA1A)	44	02/01→					
1.5	62	02/02→					
1.6	78	02/01→					
1.6 16V (178DYC1A06)	76	02/01→					
1.9 D (178DYD1A07)	46	03/01→					
1.9 JTD	59	09/01→					
1.2 (178DX.G1A)	54	04/96→02/01	➔	10/97→		<b>24.3220-1116.3 020313</b>	Ø 20,64 GG
1.2 Flex	44	07/97→08/02					
1.2 LPG	44	07/97→08/02					
1.6 16V (178DX.D1A)	74	04/96→02/01					
1.7 TD (178DX.H1A)	51	04/96→03/01					
<b>Zubehörsatz, Bremsbacken</b>							
1.0	45	07/98→10/03	➔			<b>03.0137-9234.2 669234</b>	
1.2	50	06/99→10/02					
1.4	51	07/97→08/01					
1.2	59	09/01→	➔	→ 12/06		<b>03.0137-9234.2 669234</b>	
1.2 (178DYA1A)	44	02/01→					
1.5	62	02/02→					
1.6	78	02/01→					
1.6 16V (178DYC1A06)	76	02/01→					
1.9 D (178DYD1A07)	46	03/01→					
1.9 JTD	59	09/01→					
1.2 (178DX.G1A)	54	04/96→02/01	➔	10/97→		<b>03.0137-9234.2 669234</b>	
1.2 Flex	44	07/97→08/02					
1.2 LPG	44	07/97→08/02					
1.6 16V (178DX.D1A)	74	04/96→02/01					
1.7 TD (178DX.H1A)	51	04/96→03/01					
 <b>Bremstrommel</b>							
1.0	45	07/98→10/03	➔			<b>24.0222-8018.1 480078</b>	Ø 228,0 x 48 / 230
1.2	50	06/99→10/02					
1.4	51	07/97→08/01					
1.2	59	09/01→	➔	→ 12/06		<b>24.0222-8018.1 480078</b>	Ø 228,0 x 48 / 230
1.2 (178DYA1A)	44	02/01→					
1.5	62	02/02→					
1.6	78	02/01→					
1.6 16V (178DYC1A06)	76	02/01→					
1.9 D (178DYD1A07)	46	03/01→					
1.9 JTD	59	09/01→					
1.2 (178DX.G1A)	54	04/96→02/01	➔	10/97→		<b>24.0222-8018.1 480078</b>	Ø 228,0 x 48 / 230
1.2 Flex	44	07/97→08/02					
1.2 LPG	44	07/97→08/02					
1.6 16V (178DX.D1A)	74	04/96→02/01					
1.7 TD (178DX.H1A)	51	04/96→03/01					
 <b>Bremsbackensatz</b>							
1.0	45	07/98→10/03	➔			<b>03.0137-0352.2 650352</b>	Ø 228 x 43 + HEB
1.2	50	06/99→10/02				<b>03.0520-7820.3 697820</b>	AP Ø 228 x 43 Ø 20,64 + RZ / + Zub TopKit
1.4	51	07/97→08/01					
1.2	59	09/01→	➔	→ 12/06		<b>03.0137-0352.2 650352</b>	Ø 228 x 43 + HEB
1.2 (178DYA1A)	44	02/01→				<b>03.0520-7820.3 697820</b>	AP Ø 228 x 43 Ø 20,64 + RZ / + Zub TopKit
1.5	62	02/02→					
1.6	78	02/01→					
1.6 16V (178DYC1A06)	76	02/01→					
1.9 D (178DYD1A07)	46	03/01→					
1.9 JTD	59	09/01→					
1.2 (178DX.G1A)	54	04/96→02/01	➔	10/97→		<b>03.0137-0352.2 650352</b>	Ø 228 x 43 + HEB
1.2 Flex	44	07/97→08/02				<b>03.0520-7820.3 697820</b>	AP Ø 228 x 43 Ø 20,64 + RZ / + Zub TopKit
1.2 LPG	44	07/97→08/02					
↓							

	kw			 	! #		
<b>FIAT - PALIO Weekend (178_) 04/96→</b>							
 <b>Bremsbackensatz</b>							
1.6 16V (178DX.D1A) 1.7 TD (178DX.H1A)	74 51	04/96→02/01 04/96→03/01	➡	10/97→		<b>03.0137-0352.2 650352</b> <b>03.0520-7820.3 697820</b>	Ø 228 x 43 + HEB AP Ø 228 x 43 Ø 20,64 + RZ / + Zub TopKit
<b>FIAT - PANDA (141_) 03/80→07/04</b>							
 <b>Radbremszylinder</b>							
1000 i.e. Cat	33	10/87→08/98	➡			<b>24.3219-0803.3 020183</b>	Ø 19,05 GG
			➡	→ 12/92		<b>24.3219-0803.3 020183</b>	Ø 19,05 GG
1100 900	37 29	05/91→12/99 04/92→12/96	➡			<b>24.3219-0803.3 020183</b>	Ø 19,05 GG
1100 1100 4x4 1100 Trekking 4x4	40 40 37	02/95→09/03 02/95→07/04 10/91→07/04	➡	→ 12/02		<b>24.3219-0803.3 020183</b>	Ø 19,05 GG
650	22	01/82→07/04	➡	→ 12/85; 6261412→		<b>24.3219-0803.3 020183</b>	Ø 19,05 GG
750	25	01/86→10/03	➡	→ 12/97		<b>24.3219-0803.3 020183</b>	Ø 19,05 GG
<b>Zubehörsatz, Bremsbacken</b>							
1000 i.e. Cat	33	10/87→08/98	➡			<b>03.0137-9021.2 669021</b>	Fiat
			➡	→ 12/92		<b>03.0137-9021.2 669021</b>	Fiat
1100 900	37 29	05/91→12/99 04/92→12/96	➡			<b>03.0137-9021.2 669021</b>	Fiat
1100 1100 4x4 1100 Trekking 4x4	40 40 37	02/95→09/03 02/95→07/04 10/91→07/04	➡	→ 12/02		<b>03.0137-9021.2 669021</b>	Fiat
650	22	01/82→07/04	➡	→ 12/85		<b>03.0137-9021.2 669021</b>	Fiat
750	25	01/86→10/03	➡	→ 12/97		<b>03.0137-9021.2 669021</b>	Fiat
 <b>Bremstrommel</b>							
1000 i.e. Cat	33	10/87→08/98	➡			<b>24.0218-5001.1 480012</b>	Ø 185,0 x 37 / 186,8
			➡	→ 12/92		<b>24.0218-5001.1 480012</b>	Ø 185,0 x 37 / 186,8
1100 900	37 29	05/91→12/99 04/92→12/96	➡			<b>24.0218-5001.1 480012</b>	Ø 185,0 x 37 / 186,8
1100 1100 4x4 1100 Trekking 4x4	40 40 37	02/95→09/03 02/95→07/04 10/91→07/04	➡	→ 12/02		<b>24.0218-5001.1 480012</b>	Ø 185,0 x 37 / 186,8
650	22	01/82→07/04	➡	→ 12/85		<b>24.0218-5001.1 480012</b>	Ø 185,0 x 37 / 186,8
750	25	01/86→10/03	➡	→ 12/97		<b>24.0218-5001.1 480012</b>	Ø 185,0 x 37 / 186,8
 <b>Bremsbackensatz</b>							
1000 i.e. Cat	33	10/87→08/98	➡			<b>03.0137-0015.2 650015</b> <b>03.0137-0273.2 650273</b> <b>03.0420-0319.3 680319</b> <b>03.0520-4319.3 694319</b>	Fiat Ø 185 x 31 AP Ø 185 x 31 Fiat Ø 185 x 31 Ø 19,05 + RZ / + Zub Kit AP Ø 185 x 31 Ø 19,05 + RZ / + Zub TopKit
			➡	→ 12/92		<b>03.0137-0015.2 650015</b> <b>03.0137-0273.2 650273</b> <b>03.0420-0319.3 680319</b> <b>03.0520-4319.3 694319</b>	Fiat Ø 185 x 31 AP Ø 185 x 31 Fiat Ø 185 x 31 Ø 19,05 + RZ / + Zub Kit AP Ø 185 x 31 Ø 19,05 + RZ / + Zub TopKit
1100 900	37 29	05/91→12/99 04/92→12/96	➡			<b>03.0137-0015.2 650015</b> <b>03.0137-0273.2 650273</b> <b>03.0420-0319.3 680319</b> <b>03.0520-4319.3 694319</b>	Fiat Ø 185 x 31 AP Ø 185 x 31 Fiat Ø 185 x 31 Ø 19,05 + RZ / + Zub Kit AP Ø 185 x 31 Ø 19,05 + RZ / + Zub TopKit
1100 1100 4x4 1100 Trekking 4x4	40 40 37	02/95→09/03 02/95→07/04 10/91→07/04	➡	→ 12/02		<b>03.0137-0015.2 650015</b> <b>03.0137-0273.2 650273</b> <b>03.0420-0319.3 680319</b> <b>03.0520-4319.3 694319</b>	Fiat Ø 185 x 31 AP Ø 185 x 31 Fiat Ø 185 x 31 Ø 19,05 + RZ / + Zub Kit AP Ø 185 x 31 Ø 19,05 + RZ / + Zub TopKit
650	22	01/82→07/04	➡	→ 12/85		<b>03.0137-0015.2 650015</b>	Fiat Ø 185 x 31
			➡	→ 12/85; 6261412→		<b>03.0420-0319.3 680319</b>	Fiat Ø 185 x 31 Ø 19,05 + RZ / + Zub Kit
↓							
















	kW					! #		
<b>FIAT - PANDA (141_) 03/80→07/04</b>								
 <b>Bremsbackensatz</b>								
750	25	01/86→10/03	➡	→ 12/97			03.0137-0015.2 650015 03.0137-0273.2 650273 03.0420-0319.3 680319 03.0520-4319.3 694319	Fiat Ø 185 x 31 AP Ø 185 x 31 Fiat Ø 185 x 31 Ø 19,05 + RZ / + Zub Kit AP Ø 185 x 31 Ø 19,05 + RZ / + Zub TopKit
 <b>Seilzug, Feststellbremse</b>								
1000 i.e. Cat	33	10/87→08/98	➡	⏴; Trommelbremse	1	24.3727-0519.2 580519		L= 2.385
			➡	⏴; → 12/92; Trommelbremse	1	24.3727-0519.2 580519		L= 2.385
1100 900	37 29	05/91→12/99 04/92→12/96	➡	⏴; Trommelbremse	1	24.3727-0519.2 580519		L= 2.385
1100 1100 4x4 1100 Trekking 4x4	40 40 37	02/95→09/03 02/95→07/04 10/91→07/04	➡	⏴; → 12/02; Trommelbremse	1	24.3727-0519.2 580519		L= 2.385
650	22	01/82→07/04	➡	⏴; → 12/85; Trommelbremse	1	24.3727-0503.2 580503		L= 2.670
750	25	01/86→10/03	➡	⏴; → 12/97; Trommelbremse	1	24.3727-0519.2 580519		L= 2.385
<b>FIAT - PANDA (169_) 09/03→</b>								
 <b>Radbremszylinder</b>								
1.1 1.2 1.2	40 44 51	09/03→ 09/03→ 03/10→	➡	→ 06/13; - ABS → 05/10; + ABS		24.3220-1107.3 020218 24.3220-1108.3 020219		AP Ø 20,64 GG BDX Ø 20,64 GG
1.3 D Multijet 1.3 D Multijet	51 55	09/03→ 06/06→	➡	06/10→ 06/13; + ABS		24.3220-1738.3 020545		Ø 20,64 ALU
1.2 LPG 1.2 LPG	44 51	04/09→ 11/10→	➡	→ 06/13		24.3220-1728.3 020509		Ø 20,64 ALU
1.2 Natural Power	44	01/07→11/09	➡			24.3220-1728.3 020509		Ø 20,64 ALU
1.4 Natural Power	51	01/10→	➡	→ 06/13; - ABS → 05/10; + ABS 06/10→ 06/13		24.3220-1107.3 020218 24.3220-1108.3 020219 24.3220-1728.3 020509		AP Ø 20,64 GG BDX Ø 20,64 GG Ø 20,64 ALU
1.4 Natural Power	57	09/10→	➡	→ 06/13; - ABS → 06/13		24.3220-1107.3 020218 24.3220-1728.3 020509		AP Ø 20,64 GG Ø 20,64 ALU
<b>Zubehörsatz, Bremsbacken</b>								
1.1 1.2 1.2	40 44 51	09/03→ 09/03→ 03/10→	➡	→ 06/13; - ABS 06/10→ 06/13		03.0137-9179.2 669179 03.0137-9247.2 669247		AP AP
1.3 D Multijet 1.3 D Multijet	51 55	09/03→ 06/06→	➡	→ 05/10; + ABS		03.0137-9303.2 669303		BOS
1.2 LPG 1.2 LPG	44 51	04/09→ 11/10→	➡	→ 06/13		03.0137-9310.2 669310		AP
1.2 Natural Power	44	01/07→11/09	➡			03.0137-9310.2 669310		AP
1.4 Natural Power	51	01/10→	➡	→ 06/13; - ABS → 05/10; + ABS 06/10→ 06/13		03.0137-9179.2 669179 03.0137-9303.2 669303 03.0137-9310.2 669310		AP BOS AP
1.4 Natural Power	57	09/10→	➡	→ 06/13; - ABS → 06/13		03.0137-9179.2 669179 03.0137-9310.2 669310		AP AP
 <b>Bremstrommel</b>								
1.1 1.2 1.2	40 44 51	09/03→ 09/03→ 03/10→	➡	→ 06/13		24.0218-0011.1 480006		Ø 180,0 x 40 / 181,4
1.3 D Multijet 1.3 D Multijet	51 55	09/03→ 06/06→	➡					
1.2 LPG 1.2 LPG	44 51	04/09→ 11/10→	➡	→ 11/11		24.0220-3007.1 480064		Ø 203,0 x 48,5 / 204,7
1.2 Natural Power	44	01/07→11/09	➡			24.0220-3007.1 480064		Ø 203,0 x 48,5 / 204,7
1.4 Natural Power 1.4 Natural Power	51 57	01/10→ 09/10→	➡	→ 06/13 → 11/11		24.0218-0011.1 480006 24.0220-3007.1 480064		Ø 180,0 x 40 / 181,4 Ø 203,0 x 48,5 / 204,7
 <b>Bremsbackensatz</b>								
1.1 1.2 1.2	40 44 51	09/03→ 09/03→ 03/10→	➡	→ 06/13; - ABS		03.0137-0434.2 650434 03.0520-7420.3 697420		AP Ø 180 x 32 + HEB AP Ø 180 x 32 Ø 20,64 + RZ / + Zub TopKit
1.3 D Multijet 1.3 D Multijet	51 55	09/03→ 06/06→	➡	→ 05/10; + ABS		03.0137-0462.2 650462		BOS Ø 180 x 32 + HEB











	kw			 	! #		
<b>FIAT - PANDA (169_) 09/03→</b>							
 <b>Bremsbackensatz</b>							
1.1	40	09/03→	➔	→ 05/10; + ABS	03.0520-8220.3	698220	BOS Ø 180 x 32 Ø 20,64 + RZ / + Zub TopKit
1.2	44	09/03→					
1.2	51	03/10→					
1.3 D Multijet	51	09/03→	➔	06/10→ 06/13; + ABS	03.0137-0506.2	650506	Ø 180 x 32 + HEB
1.3 D Multijet	55	06/06→			03.0521-0520.3	690112	Ø 180 x 32 Ø 20,64 + RZ / + Zub TopKit
1.2 LPG	44	04/09→	➔	→ 06/13	03.0137-0479.2	650479	AP Ø 203 x 38 + HEB
1.2 LPG	51	11/10→			03.0520-9220.3	699220	AP Ø 203 x 38 Ø 20,64 + RZ / + Zub TopKit
1.2 Natural Power	44	01/07→11/09	➔		03.0137-0479.2	650479	AP Ø 203 x 38 + HEB
					03.0520-9220.3	699220	AP Ø 203 x 38 Ø 20,64 + RZ / + Zub TopKit
1.4 Natural Power	51	01/10→	➔	→ 06/13; - ABS	03.0137-0434.2	650434	AP Ø 180 x 32 + HEB
					03.0520-7420.3	697420	AP Ø 180 x 32 Ø 20,64 + RZ / + Zub TopKit
			➔	→ 05/10; + ABS	03.0137-0462.2	650462	BOS Ø 180 x 32 + HEB
					03.0520-8220.3	698220	BOS Ø 180 x 32 Ø 20,64 + RZ / + Zub TopKit
			➔	06/10→ 06/13	03.0137-0479.2	650479	AP Ø 203 x 38 + HEB
					03.0520-9220.3	699220	AP Ø 203 x 38 Ø 20,64 + RZ / + Zub TopKit
1.4 Natural Power	57	09/10→	➔	→ 06/13; - ABS	03.0137-0434.2	650434	AP Ø 180 x 32 + HEB
					03.0520-7420.3	697420	AP Ø 180 x 32 Ø 20,64 + RZ / + Zub TopKit
			➔	→ 06/13	03.0137-0479.2	650479	AP Ø 203 x 38 + HEB
					03.0520-9220.3	699220	AP Ø 203 x 38 Ø 20,64 + RZ / + Zub TopKit
 <b>Seilzug, Feststellbremse</b>							
1.1	40	09/03→	➔	<input type="checkbox"/> ; → 06/13; Trommelbremse	24.3727-0556.2	580556	L= 1.405
1.2	44	09/03→					
1.2	51	03/10→	➔	<input checked="" type="checkbox"/> ; → 06/13; Trommelbremse	24.3727-0557.2	580557	L= 1.435
1.3 D Multijet	51	09/03→					
1.3 D Multijet	55	06/06→					
1.4 Natural Power	51	01/10→					
1.4 Natural Power	57	09/10→					
<b>FIAT - PANDA (312_, 319_) 02/12→</b>							
 <b>Radbremszylinder</b>							
0.9	44	12/13→	➔		24.3220-1728.3	020509	Ø 20,64 ALU
0.9	48	02/12→					
0.9	57	02/12→					
0.9	59	12/13→					
0.9	63	02/12→					
0.9 Natural Power	59	01/15→					
0.9 Natural Power	63	07/12→					
1.2	51	02/12→					
1.2 LPG	51	06/12→					
1.3 D Multijet	55	02/12→					
1.3 D Multijet	59	12/15→					
1.3 D Multijet	70	04/15→					
<b>Zubehörsatz, Bremsbacken</b>							
0.9	44	12/13→	➔		03.0137-9310.2	669310	AP
0.9	48	02/12→					
0.9	57	02/12→					
0.9	59	12/13→					
0.9	63	02/12→					
0.9 Natural Power	59	01/15→					
0.9 Natural Power	63	07/12→					
1.2	51	02/12→					
1.2 LPG	51	06/12→					
1.3 D Multijet	55	02/12→					
1.3 D Multijet	59	12/15→					
1.3 D Multijet	70	04/15→					
 <b>Bremsbackensatz</b>							
0.9	44	12/13→	➔		03.0137-0479.2	650479	AP Ø 203 x 38 + HEB
0.9	48	02/12→			03.0521-0620.3	690111	Ø 203 x 39 Ø 20,64 + RZ / + Zub TopKit
0.9	57	02/12→					
0.9	59	12/13→					
0.9	63	02/12→					
0.9 Natural Power	59	01/15→					
0.9 Natural Power	63	07/12→					
1.2	51	02/12→					
1.2 LPG	51	06/12→					
↓							








	kw					! #		
<b>FIAT - PANDA (312_, 319_) 02/12→</b>								
 <b>Bremsbackensatz</b>								
1.3 D Multijet	55	02/12→	→			03.0137-0479.2	650479	AP Ø 203 x 38 + HEB
1.3 D Multijet	59	12/15→				03.0521-0620.3	690111	Ø 203 x 39 Ø 20,64 + RZ / + Zub TopKit
1.3 D Multijet	70	04/15→						
<b>FIAT - PANDA Van (141_) 01/86→02/04</b>								
 <b>Radbremsszylinder</b>								
1.1	40	09/00→02/04	→	→ 12/02		24.3219-0803.3	020183	Ø 19,05 GG
1.1 4x4	40	09/00→02/04						
1000 i.e	33	08/92→02/04						
<b>Zubehörsatz, Bremsbacken</b>								
1.1	40	09/00→02/04	→	→ 12/02		03.0137-9021.2	669021	Fiat
1.1 4x4	40	09/00→02/04						
1000 i.e	33	08/92→02/04						
 <b>Bremstrommel</b>								
1.1	40	09/00→02/04	→	→ 12/02		24.0218-5001.1	480012	Ø 185,0 x 37 / 186,8
1.1 4x4	40	09/00→02/04						
1000 i.e	33	08/92→02/04						
 <b>Bremsbackensatz</b>								
1.1	40	09/00→02/04	→	→ 12/02		03.0137-0015.2	650015	Fiat Ø 185 x 31
1.1 4x4	40	09/00→02/04				03.0137-0273.2	650273	AP Ø 185 x 31
1000 i.e	33	08/92→02/04				03.0420-0319.3	680319	Fiat Ø 185 x 31 Ø 19,05 + RZ / + Zub Kit
						03.0520-4319.3	694319	AP Ø 185 x 31 Ø 19,05 + RZ / + Zub TopKit
 <b>Seilzug, Feststellbremse</b>								
1.1	40	09/00→02/04	→	↓; → 12/02; Trommelbremse	1	24.3727-0519.2	580519	L= 2.385
1.1 4x4	40	09/00→02/04						
1000 i.e	33	08/92→02/04						
<b>FIAT - PANDA Van (169_) 03/04→</b>								
 <b>Radbremsszylinder</b>								
1.1	40	09/04→	→	→ 06/13; - ABS		24.3220-1107.3	020218	AP Ø 20,64 GG
1.2	44	09/04→	→	→ 05/10; + ABS		24.3220-1108.3	020219	BDX Ø 20,64 GG
1.3 D Multijet	51	03/04→	→	06/10→ 06/13; + ABS		24.3220-1738.3	020545	Ø 20,64 ALU
1.2	51	09/10→	→	→ 06/13; - ABS		24.3220-1107.3	020218	AP Ø 20,64 GG
			→	→ 06/13; + ABS		24.3220-1738.3	020545	Ø 20,64 ALU
1.2 LPG	44	04/09→	→	→ 06/13		24.3220-1728.3	020509	Ø 20,64 ALU
1.2 LPG	51	09/10→	→	11/10→ 06/13		24.3220-1728.3	020509	Ø 20,64 ALU
1.2 Natural Power	44	01/07→11/09	→			24.3220-1728.3	020509	Ø 20,64 ALU
1.3 D Multijet	55	01/06→	→	06/06→ 06/13; - ABS		24.3220-1107.3	020218	AP Ø 20,64 GG
			→	06/06→ 05/10; + ABS		24.3220-1108.3	020219	BDX Ø 20,64 GG
			→	06/10→ 06/13; + ABS		24.3220-1738.3	020545	Ø 20,64 ALU
1.4 Natural Power	57	10/09→	→	→ 06/13; - ABS		24.3220-1107.3	020218	AP Ø 20,64 GG
			→	→ 05/10; + ABS		24.3220-1108.3	020219	BDX Ø 20,64 GG
			→	06/10→ 06/13		24.3220-1728.3	020509	Ø 20,64 ALU
<b>Zubehörsatz, Bremsbacken</b>								
1.1	40	09/04→	→	→ 06/13; - ABS		03.0137-9179.2	669179	AP
1.2	44	09/04→	→	06/10→ 06/13		03.0137-9247.2	669247	AP
1.3 D Multijet	51	03/04→	→	→ 05/10; + ABS		03.0137-9303.2	669303	BOS
1.2	51	09/10→	→	→ 06/13; - ABS		03.0137-9179.2	669179	AP
			→	→ 06/13		03.0137-9247.2	669247	AP
1.2 LPG	44	04/09→	→	→ 06/13		03.0137-9310.2	669310	AP
1.2 LPG	51	09/10→	→	11/10→ 06/13		03.0137-9310.2	669310	AP
1.2 Natural Power	44	01/07→11/09	→			03.0137-9310.2	669310	AP
1.3 D Multijet	55	01/06→	→	06/06→ 06/13; - ABS		03.0137-9179.2	669179	AP
			→	06/10→ 06/13		03.0137-9247.2	669247	AP
			→	06/06→ 05/10; + ABS		03.0137-9303.2	669303	BOS
↓								








	kw			 	! #		
<b>FIAT - PANDA Van (169_) 03/04→</b>							
<b>Zubehörsatz, Bremsbacken</b>							
1.4 Natural Power	57	10/09→	➡	→ 06/13; - ABS	03.0137-9179.2	669179	AP
			➡	→ 05/10; + ABS	03.0137-9303.2	669303	BOS
			➡	06/10→ 06/13	03.0137-9310.2	669310	AP
<b> Bremstrommel</b>							
1.1	40	09/04→	➡	→ 06/13	24.0218-0011.1	480006	Ø 180,0 x 40 / 181,4
1.2	44	09/04→					
1.2	51	09/10→					
1.3 D Multijet	51	03/04→					
1.2 LPG	44	04/09→	➡	→ 11/11	24.0220-3007.1	480064	Ø 203,0 x 48,5 / 204,7
1.2 LPG	51	09/10→	➡	11/10→ 11/11	24.0220-3007.1	480064	Ø 203,0 x 48,5 / 204,7
1.2 Natural Power	44	01/07→11/09	➡		24.0220-3007.1	480064	Ø 203,0 x 48,5 / 204,7
1.3 D Multijet	55	01/06→	➡	06/06→ 06/13	24.0218-0011.1	480006	Ø 180,0 x 40 / 181,4
1.4 Natural Power	57	10/09→	➡	→ 06/13	24.0218-0011.1	480006	Ø 180,0 x 40 / 181,4
			➡	→ 11/11	24.0220-3007.1	480064	Ø 203,0 x 48,5 / 204,7
<b> Bremsbackensatz</b>							
1.1	40	09/04→	➡	→ 06/13; - ABS	03.0137-0434.2	650434	AP Ø 180 x 32 + HEB
1.2	44	09/04→			03.0520-7420.3	697420	AP Ø 180 x 32 Ø 20,64 + RZ / + Zub TopKit
1.3 D Multijet	51	03/04→					
			➡	→ 05/10; + ABS	03.0137-0462.2	650462	BOS Ø 180 x 32 + HEB
					03.0520-8220.3	698220	BOS Ø 180 x 32 Ø 20,64 + RZ / + Zub TopKit
			➡	06/10→ 06/13; + ABS	03.0137-0506.2	650506	Ø 180 x 32 + HEB
					03.0521-0520.3	690112	Ø 180 x 32 Ø 20,64 + RZ / + Zub TopKit
1.2	51	09/10→	➡	→ 06/13; - ABS	03.0137-0434.2	650434	AP Ø 180 x 32 + HEB
					03.0520-7420.3	697420	AP Ø 180 x 32 Ø 20,64 + RZ / + Zub TopKit
			➡	→ 06/13; + ABS	03.0137-0506.2	650506	Ø 180 x 32 + HEB
					03.0521-0520.3	690112	Ø 180 x 32 Ø 20,64 + RZ / + Zub TopKit
1.2 LPG	44	04/09→	➡	→ 06/13	03.0137-0479.2	650479	AP Ø 203 x 38 + HEB
					03.0520-9220.3	699220	AP Ø 203 x 38 Ø 20,64 + RZ / + Zub TopKit
1.2 LPG	51	09/10→	➡	11/10→ 06/13	03.0137-0479.2	650479	AP Ø 203 x 38 + HEB
					03.0520-9220.3	699220	AP Ø 203 x 38 Ø 20,64 + RZ / + Zub TopKit
1.2 Natural Power	44	01/07→11/09	➡		03.0137-0479.2	650479	AP Ø 203 x 38 + HEB
					03.0520-9220.3	699220	AP Ø 203 x 38 Ø 20,64 + RZ / + Zub TopKit
1.3 D Multijet	55	01/06→	➡	06/06→ 06/13; - ABS	03.0137-0434.2	650434	AP Ø 180 x 32 + HEB
					03.0520-7420.3	697420	AP Ø 180 x 32 Ø 20,64 + RZ / + Zub TopKit
			➡	06/06→ 05/10; + ABS	03.0137-0462.2	650462	BOS Ø 180 x 32 + HEB
					03.0520-8220.3	698220	BOS Ø 180 x 32 Ø 20,64 + RZ / + Zub TopKit
			➡	06/10→ 06/13; + ABS	03.0137-0506.2	650506	Ø 180 x 32 + HEB
					03.0521-0520.3	690112	Ø 180 x 32 Ø 20,64 + RZ / + Zub TopKit
1.4 Natural Power	57	10/09→	➡	→ 06/13; - ABS	03.0137-0434.2	650434	AP Ø 180 x 32 + HEB
					03.0520-7420.3	697420	AP Ø 180 x 32 Ø 20,64 + RZ / + Zub TopKit
			➡	→ 05/10; + ABS	03.0137-0462.2	650462	BOS Ø 180 x 32 + HEB
					03.0520-8220.3	698220	BOS Ø 180 x 32 Ø 20,64 + RZ / + Zub TopKit
			➡	06/10→ 06/13	03.0137-0479.2	650479	AP Ø 203 x 38 + HEB
					03.0520-9220.3	699220	AP Ø 203 x 38 Ø 20,64 + RZ / + Zub TopKit
<b> Seilzug, Feststellbremse</b>							
1.1	40	09/04→	➡	☐; → 06/13; Trommelbremse	24.3727-0556.2	580556	L= 1.405
1.2	44	09/04→					
1.2	51	09/10→	➡	☑; → 06/13; Trommelbremse	24.3727-0557.2	580557	L= 1.435
1.3 D Multijet	51	03/04→					
1.4 Natural Power	57	10/09→					
↓							



























	kw					! #		
<b>FIAT - PANDA Van (169_) 03/04→</b>								
 <b>Seilzug, Feststellbremse</b>								
1.3 D Multijet	55	01/06→	→	☐; 06/06→ 06/13; Trommelbremse		24.3727-0556.2	580556	L= 1.405
			→	☑; 06/06→ 06/13; Trommelbremse		24.3727-0557.2	580557	L= 1.435
<b>FIAT - PANDA VAN (312_, 519_) 02/12→</b>								
 <b>Radbremszylinder</b>								
0.9	48	02/12→	→			24.3220-1728.3	020509	Ø 20,64 ALU
0.9	59	12/13→						
0.9	63	02/12→						
0.9 Natural Power	59	01/15→						
0.9 Natural Power	63	07/12→						
1.2	51	02/12→						
1.2 LPG	51	06/12→						
1.3 D Multijet	55	02/12→						
1.3 D Multijet	59	12/15→						
<b>Zubehörsatz, Bremsbacken</b>								
0.9	48	02/12→	→			03.0137-9310.2	669310	AP
0.9	59	12/13→						
0.9	63	02/12→						
0.9 Natural Power	59	01/15→						
0.9 Natural Power	63	07/12→						
1.2	51	02/12→						
1.2 LPG	51	06/12→						
1.3 D Multijet	55	02/12→						
1.3 D Multijet	59	12/15→						
 <b>Bremsbackensatz</b>								
0.9	48	02/12→	→			03.0137-0479.2	650479	AP Ø 203 x 38 + HEB
0.9	59	12/13→				03.0521-0620.3	690111	Ø 203 x 39 Ø 20,64 + RZ / + Zub TopKit
0.9	63	02/12→						
0.9 Natural Power	59	01/15→						
0.9 Natural Power	63	07/12→						
1.2	51	02/12→						
1.2 LPG	51	06/12→						
1.3 D Multijet	55	02/12→						
1.3 D Multijet	59	12/15→						
<b>FIAT - PREMIO 03/85→12/96</b>								
 <b>Radbremszylinder</b>								
1.5 i.e.	55	06/92→12/96	→			24.3219-1103.3	020408	Ø 19,05 GG
1.6 i.e.	60	08/93→12/96	→	01/94→		24.3219-1103.3	020408	Ø 19,05 GG
<b>Zubehörsatz, Bremsbacken</b>								
1.5 i.e.	55	06/92→12/96	→			03.0137-9021.2	669021	Fiat
1.6 i.e.	60	08/93→12/96	→	01/94→		03.0137-9021.2	669021	Fiat
 <b>Bremstrommel</b>								
1.5 i.e.	55	06/92→12/96	→			24.0218-5001.1	480012	Ø 185,0 x 37 / 186,8
1.6 i.e.	60	08/93→12/96	→	01/94→		24.0218-5001.1	480012	Ø 185,0 x 37 / 186,8
 <b>Bremsbackensatz</b>								
1.5 i.e.	55	06/92→12/96	→			03.0137-0015.2	650015	Fiat Ø 185 x 31
1.6 i.e.	60	08/93→12/96	→	01/94→		03.0137-0015.2	650015	Fiat Ø 185 x 31
 <b>Seilzug, Feststellbremse</b>								
1.5 i.e.	55	06/92→12/96	→	☑; Trommelbremse	1	24.3727-0517.2	580517	L= 2.833
1.6 i.e.	60	08/93→12/96	→	☑; 01/94→; Trommelbremse	1	24.3727-0517.2	580517	L= 2.833
<b>FIAT - PUNTO (176_) 09/93→09/99</b>								
 <b>Radbremszylinder</b>								
1.2 16V	63	04/97→09/99	→	06/97→		24.3220-1107.3	020218	AP Ø 20,64 GG
						24.3220-1108.3	020219	BDX Ø 20,64 GG
1.6	65	01/94→04/97	→	03/94→		24.3220-1107.3	020218	AP Ø 20,64 GG
						24.3220-1108.3	020219	BDX Ø 20,64 GG
1.7 D	42	04/94→09/97	→	01/95→ 05/97		24.3220-1107.3	020218	AP Ø 20,64 GG
						24.3220-1108.3	020219	BDX Ø 20,64 GG
1.7 TD	46	09/96→09/99	→			24.3220-1107.3	020218	AP Ø 20,64 GG
1.7 TD	51	01/94→09/99	→			24.3220-1108.3	020219	BDX Ø 20,64 GG
↓								












	kW			 	! #		
<b>FIAT - PUNTO (176_) 09/93→09/99</b>							
<b> Radbremszylinder</b>							
1.7 TD 60 1.2	52 43	01/94→09/99 01/94→09/99	➔			24.3220-1107.3 020218 24.3220-1108.3 020219	AP Ø 20,64 GG BDX Ø 20,64 GG
55 1.1 60 1.2 75 1.2	40 44 54	09/93→09/99 09/93→09/99 10/93→09/99	➔	11/93→		24.3220-1107.3 020218 24.3220-1108.3 020219	AP Ø 20,64 GG BDX Ø 20,64 GG
<b>Zubehörsatz, Bremsbacken</b>							
1.2 16V	63	04/97→09/99	➔	06/97→		03.0137-9088.2 669088 03.0137-9179.2 669179	BDX AP
1.6	65	01/94→04/97	➔	03/94→		03.0137-9088.2 669088 03.0137-9179.2 669179	BDX AP
1.7 D	42	04/94→09/97	➔	01/95→ 05/97		03.0137-9088.2 669088 03.0137-9179.2 669179	BDX AP
1.7 TD 1.7 TD 1.7 TD 60 1.2	46 51 52 43	09/96→09/99 01/94→09/99 01/94→09/99 01/94→09/99	➔			03.0137-9088.2 669088 03.0137-9179.2 669179	BDX AP
55 1.1 60 1.2 75 1.2	40 44 54	09/93→09/99 09/93→09/99 10/93→09/99	➔	11/93→		03.0137-9088.2 669088 03.0137-9179.2 669179	BDX AP
<b> Bremstrommel</b>							
1.2 16V	63	04/97→09/99	➔	06/97→		24.0218-0011.1 480006	Ø 180,0 x 40 / 181,4
1.6	65	01/94→04/97	➔	03/94→		24.0218-0011.1 480006	Ø 180,0 x 40 / 181,4
1.7 D	42	04/94→09/97	➔	01/95→ 05/97		24.0218-0011.1 480006	Ø 180,0 x 40 / 181,4
1.7 TD 1.7 TD 1.7 TD 60 1.2	46 51 52 43	09/96→09/99 01/94→09/99 01/94→09/99 01/94→09/99	➔			24.0218-0011.1 480006	Ø 180,0 x 40 / 181,4
55 1.1 60 1.2 75 1.2	40 44 54	09/93→09/99 09/93→09/99 10/93→09/99	➔	11/93→		24.0218-0011.1 480006	Ø 180,0 x 40 / 181,4
<b> Bremsbackensatz</b>							
1.2 16V	63	04/97→09/99	➔	06/97→		03.0137-0207.2 650207 03.0137-0274.2 650274 03.0420-5220.3 685220 03.0520-5120.3 695120 03.0520-5220.3 695220	BDX Ø 180 x 32 + HEB AP Ø 180 x 32 + HEB AP Ø 180 x 32 Ø 20,64 + RZ / + Zub Kit BDX Ø 180 x 32 Ø 20,64 + RZ / + Zub TopKit AP Ø 180 x 32 Ø 20,64 + RZ / + Zub TopKit
1.6	65	01/94→04/97	➔	03/94→		03.0137-0207.2 650207 03.0137-0274.2 650274 03.0420-5220.3 685220 03.0520-5120.3 695120 03.0520-5220.3 695220	BDX Ø 180 x 32 + HEB AP Ø 180 x 32 + HEB AP Ø 180 x 32 Ø 20,64 + RZ / + Zub Kit BDX Ø 180 x 32 Ø 20,64 + RZ / + Zub TopKit AP Ø 180 x 32 Ø 20,64 + RZ / + Zub TopKit
1.7 D	42	04/94→09/97	➔	01/95→ 05/97		03.0137-0207.2 650207 03.0137-0274.2 650274 03.0420-5220.3 685220 03.0520-5120.3 695120 03.0520-5220.3 695220	BDX Ø 180 x 32 + HEB AP Ø 180 x 32 + HEB AP Ø 180 x 32 Ø 20,64 + RZ / + Zub Kit BDX Ø 180 x 32 Ø 20,64 + RZ / + Zub TopKit AP Ø 180 x 32 Ø 20,64 + RZ / + Zub TopKit
1.7 TD 1.7 TD 1.7 TD 60 1.2	46 51 52 43	09/96→09/99 01/94→09/99 01/94→09/99 01/94→09/99	➔			03.0137-0207.2 650207 03.0137-0274.2 650274 03.0420-5220.3 685220 03.0520-5120.3 695120 03.0520-5220.3 695220	BDX Ø 180 x 32 + HEB AP Ø 180 x 32 + HEB AP Ø 180 x 32 Ø 20,64 + RZ / + Zub Kit BDX Ø 180 x 32 Ø 20,64 + RZ / + Zub TopKit AP Ø 180 x 32 Ø 20,64 + RZ / + Zub TopKit
55 1.1 60 1.2 75 1.2 ↓	40 44 54	09/93→09/99 09/93→09/99 10/93→09/99	➔	11/93→		03.0137-0207.2 650207 03.0137-0274.2 650274	BDX Ø 180 x 32 + HEB AP Ø 180 x 32 + HEB














	kw			 	! #		
<b>FIAT - PUNTO (176_) 09/93→09/99</b>							
<b>Bremsbackensatz</b>							
55 1.1 60 1.2 75 1.2	40 44 54	09/93→09/99 09/93→09/99 10/93→09/99	➔	11/93→		03.0420-5220.3 685220 03.0520-5120.3 695120 03.0520-5220.3 695220	AP Ø 180 x 32 Ø 20,64 + RZ / + Zub Kit BDX Ø 180 x 32 Ø 20,64 + RZ / + Zub TopKit AP Ø 180 x 32 Ø 20,64 + RZ / + Zub TopKit
<b>Seilzug, Feststellbremse</b>							
1.2 16V	63	04/97→09/99	➔	☐; 06/97→; Trommelbremse	24.3727-0525.2 580525		L= 1.469
			➔	☐; 06/97→; Trommelbremse	24.3727-0526.2 580526		L= 1.456
1.6	65	01/94→04/97	➔	☐; 03/94→; Trommelbremse	24.3727-0525.2 580525		L= 1.469
			➔	☐; 03/94→; Trommelbremse	24.3727-0526.2 580526		L= 1.456
1.7 D	42	04/94→09/97	➔	☐; 01/95→ 05/97; Trommelbremse	24.3727-0525.2 580525		L= 1.469
			➔	☐; 01/95→ 05/97; Trommelbremse	24.3727-0526.2 580526		L= 1.456
1.7 TD	46	09/96→09/99	➔	☐; Trommelbremse	24.3727-0525.2 580525		L= 1.469
1.7 TD	51	01/94→09/99	➔	☐; Trommelbremse	24.3727-0526.2 580526		L= 1.456
1.7 TD	52	01/94→09/99	➔	☐; Trommelbremse	24.3727-0526.2 580526		L= 1.456
60 1.2	43	01/94→09/99	➔	☐; Trommelbremse	24.3727-0526.2 580526		L= 1.456
55 1.1 60 1.2 75 1.2	40 44 54	09/93→09/99 09/93→09/99 10/93→09/99	➔	☐; 11/93→; Trommelbremse	24.3727-0525.2 580525		L= 1.469
			➔	☐; 11/93→; Trommelbremse	24.3727-0526.2 580526		L= 1.456
<b>FIAT - PUNTO (188_) 09/99→07/12</b>							
<b>Radbremszylinder</b>							
1.2 16V 80 (188.233, .235, .253, .255, .333, .353, .639...)	59	09/99→12/06	➔	07/03→ 11/05	24.3220-1720.3 020455		Ø 20,64 ALU
			➔	10/99→ 06/03; Schaltgetriebe	24.3220-1720.3 020455		Ø 20,64 ALU
			➔	10/99→ 06/03; Vollautomatik	24.3222-1723.3 020459		Ø 22,2 ALU
1.2 60 (188.030, .050, .130, .150, .230, .250)	44	09/99→12/10	➔	10/99→ 06/03	24.3220-1720.3 020455		Ø 20,64 ALU
			➔	07/03→ 11/05	24.3220-1720.3 020455		Ø 20,64 ALU
1.2 Bifuel	44	08/07→03/12	➔	10/09→	24.3220-1728.3 020509		Ø 20,64 ALU
1.2 Natural Power	44	09/03→03/12	➔	→ 11/05	24.3220-1720.3 020455		Ø 20,64 ALU
1.3 JTD 16V	51	06/03→03/12	➔	07/03→ 11/05	24.3222-1723.3 020459		Ø 22,2 ALU
1.4	70	09/03→03/12	➔	→ 11/05	24.3220-1740.3 020553		Ø 20,64 ALU
1.4	71	11/05→03/12	➔	→ 11/05	24.3220-1740.3 020553		Ø 20,64 ALU
1.9 DS 60 (188.031, .051, .231, .251)	44	09/99→03/12	➔	10/99→ 06/03	24.3222-1723.3 020459		Ø 22,2 ALU
1.9 JTD 80 (188.237, .257, .337, .357)	59	09/99→03/12	➔	10/99→ 06/03	24.3222-1723.3 020459		Ø 22,2 ALU
1.9 JTD	63	10/01→03/12	➔	07/03→ 11/05	24.3222-1723.3 020459		Ø 22,2 ALU
			➔	→ 06/03	24.3222-1723.3 020459		Ø 22,2 ALU
<b>Zubehörsatz, Bremsbacken</b>							
1.2 16V 80 (188.233, .235, .253, .255, .333, .353, .639...)	59	09/99→12/06	➔	☑; 10/99→ 06/03; - ABS; Schaltgetriebe	03.0137-9179.2 669179		AP
			➔	☑; 10/99→ 06/03; + ABS; Schaltgetriebe	03.0137-9247.2 669247		AP
			➔	☑; 10/99→ 06/03; Vollautomatik	03.0137-9247.2 669247		AP
			➔	☑; 07/03→ 11/05	03.0137-9247.2 669247		AP
1.2 60 (188.030, .050, .130, .150, .230, .250)	44	09/99→12/10	➔	☑; 10/99→ 06/03; - ABS	03.0137-9179.2 669179		AP
			➔	☑; 10/99→ 06/03; + ABS	03.0137-9247.2 669247		AP
			➔	☑; 07/03→ 11/05	03.0137-9247.2 669247		AP
1.2 Bifuel	44	08/07→03/12	➔	10/09→	03.0137-9310.2 669310		AP
1.2 Natural Power	44	09/03→03/12	➔	☑; → 11/05	03.0137-9247.2 669247		AP
1.3 JTD 16V	51	06/03→03/12	➔	☑; 07/03→ 11/05	03.0137-9247.2 669247		AP
1.4	70	09/03→03/12	➔	07/05→ 11/05	03.0137-9310.2 669310		AP
			➔	→ 06/05	03.0137-9310.2 669310		AP
1.4	71	11/05→03/12	➔	→ 11/05	03.0137-9310.2 669310		AP
1.9 DS 60 (188.031, .051, .231, .251)	44	09/99→03/12	➔	☑; 10/99→ 06/03	03.0137-9247.2 669247		AP
1.9 JTD 80 (188.237, .257, .337, .357)	59	09/99→03/12	➔	☑; 10/99→ 06/03	03.0137-9247.2 669247		AP
1.9 JTD	63	10/01→03/12	➔	☑; → 06/03	03.0137-9247.2 669247		AP
			➔	☑; 07/03→ 11/05	03.0137-9247.2 669247		AP

	kw			 	! #		
<b>FIAT - PUNTO (188_) 09/99→07/12</b>							
<b>Bremstrommel</b>							
1.2 16V 80 (188.233, .235, .253, .255, .333, .353, .639...)	59	09/99→12/06	➡	10/99→ 06/03		<b>24.0218-0011.1 480006</b>	Ø 180,0 x 40 / 181,4
			➡	07/03→ 11/05		<b>24.0218-0011.1 480006</b>	Ø 180,0 x 40 / 181,4
1.2 60 (188.030, .050, .130, .150, .230, .250)	44	09/99→12/10					
1.2 Natural Power	44	09/03→03/12	➡	→ 11/05		<b>24.0218-0011.1 480006</b>	Ø 180,0 x 40 / 181,4
1.3 JTD 16V	51	06/03→03/12	➡	07/03→ 11/05		<b>24.0218-0011.1 480006</b>	Ø 180,0 x 40 / 181,4
1.4	70	09/03→03/12	➡	→ 11/05		<b>24.0220-3007.1 480064</b>	Ø 203,0 x 48,5 / 204,7
1.4	71	11/05→03/12					
1.9 DS 60 (188.031, .051, .231, .251)	44	09/99→03/12	➡	10/99→ 06/03		<b>24.0218-0011.1 480006</b>	Ø 180,0 x 40 / 181,4
1.9 JTD 80 (188.237, .257, .337, .357)	59	09/99→03/12					
1.9 JTD	63	10/01→03/12	➡	07/03→ 11/05		<b>24.0218-0011.1 480006</b>	Ø 180,0 x 40 / 181,4
			➡	→ 06/03		<b>24.0218-0011.1 480006</b>	Ø 180,0 x 40 / 181,4
<b>Bremsbackensatz</b>							
1.2 16V 80 (188.233, .235, .253, .255, .333, .353, .639...)	59	09/99→12/06	➡	10/99→ 06/03; - ABS; Schaltgetriebe		<b>03.0137-0359.2 650359</b> <b>03.0520-7220.3 697220</b>	AP Ø 180 x 32 + HEB AP Ø 180 x 32 Ø 20,64 + RZ / + Zub TopKit
			➡	10/99→ 06/03; + ABS; Schaltgetriebe		<b>03.0137-0360.2 650360</b> <b>03.0520-7920.3 697920</b>	AP Ø 180 x 32 + HEB AP Ø 180 x 32 Ø 20,64 + RZ / + Zub TopKit
			➡	10/99→ 06/03; Vollautomatik		<b>03.0137-0360.2 650360</b> <b>03.0520-6622.3 696622</b>	AP Ø 180 x 32 + HEB AP Ø 180 x 32 Ø 22,2 + RZ / + Zub TopKit
			➡	07/03→ 11/05		<b>03.0137-0360.2 650360</b> <b>03.0520-7220.3 697220</b>	AP Ø 180 x 32 + HEB AP Ø 180 x 32 Ø 20,64 + RZ / + Zub TopKit
1.2 60 (188.030, .050, .130, .150, .230, .250)	44	09/99→12/10	➡	10/99→ 06/03; - ABS		<b>03.0137-0359.2 650359</b> <b>03.0520-7220.3 697220</b>	AP Ø 180 x 32 + HEB AP Ø 180 x 32 Ø 20,64 + RZ / + Zub TopKit
			➡	10/99→ 06/03; + ABS		<b>03.0137-0360.2 650360</b> <b>03.0520-7920.3 697920</b>	AP Ø 180 x 32 + HEB AP Ø 180 x 32 Ø 20,64 + RZ / + Zub TopKit
			➡	07/03→ 11/05		<b>03.0137-0360.2 650360</b> <b>03.0520-7220.3 697220</b>	AP Ø 180 x 32 + HEB AP Ø 180 x 32 Ø 20,64 + RZ / + Zub TopKit
1.2 Bifuel	44	08/07→03/12	➡	10/09→		<b>03.0137-0479.2 650479</b>	AP Ø 203 x 38 + HEB
1.2 Natural Power	44	09/03→03/12	➡	→ 11/05		<b>03.0137-0360.2 650360</b> <b>03.0520-7220.3 697220</b>	AP Ø 180 x 32 + HEB AP Ø 180 x 32 Ø 20,64 + RZ / + Zub TopKit
1.3 JTD 16V	51	06/03→03/12	➡	07/03→ 11/05		<b>03.0137-0360.2 650360</b> <b>03.0520-6622.3 696622</b>	AP Ø 180 x 32 + HEB AP Ø 180 x 32 Ø 22,2 + RZ / + Zub TopKit
1.4	70	09/03→03/12	➡	07/05→ 11/05		<b>03.0137-0479.2 650479</b>	AP Ø 203 x 38 + HEB
			➡	→ 06/05		<b>03.0137-0479.2 650479</b>	AP Ø 203 x 38 + HEB
			➡	→ 11/05		<b>03.0520-8620.3 698620</b>	AP Ø 203 x 38 Ø 20,64 + RZ / + Zub TopKit
1.4	71	11/05→03/12	➡	→ 11/05		<b>03.0137-0479.2 650479</b> <b>03.0520-8620.3 698620</b>	AP Ø 203 x 38 + HEB AP Ø 203 x 38 Ø 20,64 + RZ / + Zub TopKit
1.9 DS 60 (188.031, .051, .231, .251)	44	09/99→03/12	➡	10/99→ 06/03		<b>03.0137-0360.2 650360</b> <b>03.0520-6622.3 696622</b>	AP Ø 180 x 32 + HEB AP Ø 180 x 32 Ø 22,2 + RZ / + Zub TopKit
1.9 JTD 80 (188.237, .257, .337, .357)	59	09/99→03/12					
1.9 JTD	63	10/01→03/12	➡	07/03→ 11/05		<b>03.0137-0360.2 650360</b> <b>03.0520-6622.3 696622</b>	AP Ø 180 x 32 + HEB AP Ø 180 x 32 Ø 22,2 + RZ / + Zub TopKit
			➡	→ 06/03		<b>03.0137-0360.2 650360</b> <b>03.0520-6622.3 696622</b>	AP Ø 180 x 32 + HEB AP Ø 180 x 32 Ø 22,2 + RZ / + Zub TopKit
<b>Seilzug, Feststellbremse</b>							
1.2 16V 80 (188.233, .235, .253, .255, .333, .353, .639...)	59	09/99→12/06	➡	⚠; 10/99→ 06/03; Trommelbremse	2	<b>24.3727-0538.2 580538</b>	L= 1.456 - Zub
			➡	⚠; 07/03→ 11/05; Trommelbremse	2	<b>24.3727-0538.2 580538</b>	L= 1.456 - Zub
1.2 60 (188.030, .050, .130, .150, .230, .250)	44	09/99→12/10					
↓							














	kw			 	! #		
<b>FIAT - PUNTO (188_) 09/99→07/12</b>							
 <b>Seilzug, Feststellbremse</b>							
1.2 Bifuel	44	08/07→03/12	➡	☐; 10/09→; Trommelbremse		24.3727-0575.2 580575	L= 1.642
			➡	☐; 10/09→		24.3727-0576.2 580576	L= 1.660
1.2 Natural Power	44	09/03→03/12	➡	☒; → 11/05; Trommelbremse	2	24.3727-0538.2 580538	L= 1.456 - Zub
1.3 JTD 16V	51	06/03→03/12	➡	☒; 07/03→ 11/05; Trommelbremse	2	24.3727-0538.2 580538	L= 1.456 - Zub
1.4	70	09/03→03/12	➡	☒; → 11/05; Trommelbremse	2	24.3727-0563.2 580563	L= 1.467
1.4	71	11/05→03/12					
1.9 DS 60 (188.031, .051, .231, .251)	44	09/99→03/12	➡	☒; 10/99→ 06/03; Trommelbremse	2	24.3727-0538.2 580538	L= 1.456 - Zub
1.9 JTD 80 (188.237, .257, .337, .357)	59	09/99→03/12					
1.9 JTD	63	10/01→03/12	➡	☒; → 06/03; Trommelbremse	2	24.3727-0538.2 580538	L= 1.456 - Zub
			➡	☒; 07/03→ 11/05; Trommelbremse	2	24.3727-0538.2 580538	L= 1.456 - Zub
<b>FIAT - PUNTO (199_) 03/12→</b>							
 <b>Radbremszylinder</b>							
0.9	74	12/13→	➡			24.3220-1728.3 020509	Ø 20,64 ALU
0.9	77	07/13→					
0.9 Bifuel	63	03/12→					
0.9 Twinair Turbo	63	03/12→					
1.2	49	02/14→					
1.2	51	03/12→					
1.3 D Multijet	55	03/12→					
1.3 D Multijet	59	12/13→					
1.3 D Multijet	62	03/12→					
1.3 D Multijet	66	05/16→					
1.3 D Multijet	70	03/12→					
1.4	55	03/12→					
1.4	57	03/12→					
1.4 Multi Air	77	03/12→					
1.4 Turbo Multi Air	99	03/12→					
<b>Zubehörsatz, Bremsbacken</b>							
0.9	74	12/13→	➡			03.0137-9310.2 669310	AP
0.9	77	07/13→					
0.9 Bifuel	63	03/12→					
0.9 Twinair Turbo	63	03/12→					
1.2	49	02/14→					
1.2	51	03/12→					
1.3 D Multijet	55	03/12→	➡			03.0137-9309.2 669309	AP
1.3 D Multijet	59	12/13→					
1.3 D Multijet	62	03/12→					
1.3 D Multijet	66	05/16→					
1.3 D Multijet	70	03/12→					
1.4	55	03/12→					
1.4	57	03/12→					
1.4 Multi Air	77	03/12→					
1.4 Turbo Multi Air	99	03/12→					
 <b>Bremstrommel</b>							
1.3 D Multijet	55	03/12→	➡			24.0222-8037.1 480302	Ø 228,3 x 48 / 230
1.3 D Multijet	59	12/13→					
1.3 D Multijet	62	03/12→					
1.3 D Multijet	66	05/16→					
1.3 D Multijet	70	03/12→					
1.4	55	03/12→					
1.4	57	03/12→					
1.4 Multi Air	77	03/12→					
1.4 Turbo Multi Air	99	03/12→					
 <b>Bremsbackensatz</b>							
0.9	74	12/13→	➡			03.0137-0479.2 650479	AP Ø 203 x 38 + HEB
0.9	77	07/13→					
0.9 Bifuel	63	03/12→					
0.9 Twinair Turbo	63	03/12→					
1.2	49	02/14→					
1.2	51	03/12→					
1.3 D Multijet	55	03/12→	➡			03.0137-0478.2 650478	AP Ø 228 x 42 + HEB
1.3 D Multijet	59	12/13→					
1.3 D Multijet	62	03/12→					
1.3 D Multijet	66	05/16→					
1.3 D Multijet	70	03/12→					
1.4	55	03/12→					
1.4	57	03/12→					
1.4 Multi Air	77	03/12→					
1.4 Turbo Multi Air	99	03/12→					
			↓				













	kW			 	! #		
<b>FIAT - PUNTO (199_) 03/12→</b>							
 <b>Seilzug, Feststellbremse</b>							
0.9	74	12/13→	➔	<input type="checkbox"/> ; Trommelbremse		24.3727-0575.2 580575	L= 1.642
0.9	77	07/13→	➔				
0.9 Bifuel	63	03/12→	➔	<input type="checkbox"/>		24.3727-0576.2 580576	L= 1.660
0.9 Twinair Turbo	63	03/12→					
1.2	49	02/14→					
1.2	51	03/12→	➔	<input type="checkbox"/>		24.3727-0579.2 580579	L= 1.654
1.4 Bifuel	57	03/12→					
1.4 Natural Power	57	03/12→	➔	<input type="checkbox"/>		24.3727-0580.2 580580	L= 1.673
1.3 D Multijet	55	03/12→	➔	<input type="checkbox"/> ; Trommelbremse		24.3727-0577.2 580577	L= 1.674
1.3 D Multijet	59	12/13→	➔				
1.3 D Multijet	62	03/12→	➔	<input type="checkbox"/>		24.3727-0578.2 580578	L= 1.689
1.3 D Multijet	66	05/16→	➔	<input type="checkbox"/> ; Scheibenbremse		24.3727-0579.2 580579	L= 1.654
1.3 D Multijet	70	03/12→					
1.4	55	03/12→	➔	<input type="checkbox"/> ; Scheibenbremse		24.3727-0580.2 580580	L= 1.673
1.4	57	03/12→					
1.4 Multi Air	77	03/12→					
1.4 Turbo Multi Air	99	03/12→					
<b>FIAT - PUNTO Cabriolet (176_) 04/94→06/00</b>							
 <b>Radbremszylinder</b>							
60 1.2	43	04/94→06/00	➔			24.3220-1107.3 020218	AP Ø 20,64 GG
60 1.2	44	05/95→06/00				24.3220-1108.3 020219	BDX Ø 20,64 GG
90 1.6	65	04/94→04/97					
85 16V 1.2	63	04/97→06/00	➔	06/97→		24.3220-1107.3 020218	AP Ø 20,64 GG
						24.3220-1108.3 020219	BDX Ø 20,64 GG
<b>Zubehörsatz, Bremsbacken</b>							
60 1.2	43	04/94→06/00	➔			03.0137-9088.2 669088	BDX
60 1.2	44	05/95→06/00				03.0137-9179.2 669179	AP
90 1.6	65	04/94→04/97					
85 16V 1.2	63	04/97→06/00	➔	06/97→		03.0137-9088.2 669088	BDX
						03.0137-9179.2 669179	AP
 <b>Bremstrommel</b>							
60 1.2	43	04/94→06/00	➔			24.0218-0011.1 480006	Ø 180,0 x 40 / 181,4
60 1.2	44	05/95→06/00					
90 1.6	65	04/94→04/97					
85 16V 1.2	63	04/97→06/00	➔	06/97→		24.0218-0011.1 480006	Ø 180,0 x 40 / 181,4
 <b>Bremsbackensatz</b>							
60 1.2	43	04/94→06/00	➔			03.0137-0207.2 650207	BDX Ø 180 x 32 + HEB
60 1.2	44	05/95→06/00				03.0137-0274.2 650274	AP Ø 180 x 32 + HEB
90 1.6	65	04/94→04/97				03.0420-5220.3 685220	AP Ø 180 x 32 Ø 20,64 + RZ / + Zub Kit
						03.0520-5120.3 695120	BDX Ø 180 x 32 Ø 20,64 + RZ / + Zub TopKit
						03.0520-5220.3 695220	AP Ø 180 x 32 Ø 20,64 + RZ / + Zub TopKit
85 16V 1.2	63	04/97→06/00	➔	06/97→		03.0137-0207.2 650207	BDX Ø 180 x 32 + HEB
						03.0137-0274.2 650274	AP Ø 180 x 32 + HEB
						03.0420-5220.3 685220	AP Ø 180 x 32 Ø 20,64 + RZ / + Zub Kit
						03.0520-5120.3 695120	BDX Ø 180 x 32 Ø 20,64 + RZ / + Zub TopKit
						03.0520-5220.3 695220	AP Ø 180 x 32 Ø 20,64 + RZ / + Zub TopKit
 <b>Seilzug, Feststellbremse</b>							
60 1.2	43	04/94→06/00	➔	<input type="checkbox"/> ; Trommelbremse		24.3727-0525.2 580525	L= 1.469
60 1.2	44	05/95→06/00					
90 1.6	65	04/94→04/97	➔	<input type="checkbox"/> ; Trommelbremse		24.3727-0526.2 580526	L= 1.456
85 16V 1.2	63	04/97→06/00	➔	<input type="checkbox"/> ; 06/97→; Trommelbremse		24.3727-0525.2 580525	L= 1.469
			➔	<input type="checkbox"/> ; 06/97→; Trommelbremse		24.3727-0526.2 580526	L= 1.456
<b>FIAT - PUNTO EVO (199_) 07/08→</b>							
 <b>Radbremszylinder</b>							
1.2	48	10/09→02/12	➔			24.3220-1728.3 020509	Ø 20,64 ALU
1.2	51	10/09→02/12					
1.3 D Multijet	51	07/08→02/12					
1.3 D Multijet	55	10/09→02/12					
1.3 D Multijet	56	10/09→02/12					
1.3 D Multijet	62	10/09→02/12					
↓							

	kW			 	! #		
<b>FIAT - PUNTO EVO (199_) 07/08 →</b>							
<b> Radbremszylinder</b>							
1.3 D Multijet	66	10/09 → 02/12	➔			24.3220-1728.3 020509	Ø 20,64 ALU
1.3 D Multijet	68	10/14 →					
1.3 D Multijet	70	10/09 → 02/12					
1.4	57	10/09 → 02/12					
1.4 16V	77	10/09 → 02/12					
1.4 16V	99	10/09 → 02/12					
1.4	55	07/09 → 02/12	➔	10/09 →		24.3220-1728.3 020509	Ø 20,64 ALU
<b>Zubehörsatz, Bremsbacken</b>							
1.2	48	10/09 → 02/12	➔			03.0137-9310.2 669310	AP
1.2	51	10/09 → 02/12					
1.3 D Multijet	51	07/08 → 02/12	➔			03.0137-9309.2 669309	AP
1.3 D Multijet	55	10/09 → 02/12					
1.3 D Multijet	56	10/09 → 02/12					
1.3 D Multijet	62	10/09 → 02/12					
1.3 D Multijet	66	10/09 → 02/12					
1.3 D Multijet	68	10/14 →					
1.3 D Multijet	70	10/09 → 02/12					
1.4	57	10/09 → 02/12					
1.4 16V	77	10/09 → 02/12					
1.4 16V	99	10/09 → 02/12					
1.4	55	07/09 → 02/12	➔	10/09 →		03.0137-9309.2 669309	AP
<b> Bremstrommel</b>							
1.3 D Multijet	51	07/08 → 02/12	➔			24.0222-8037.1 480302	Ø 228,3 x 48 / 230
1.3 D Multijet	55	10/09 → 02/12					
1.3 D Multijet	56	10/09 → 02/12					
1.3 D Multijet	62	10/09 → 02/12					
1.3 D Multijet	66	10/09 → 02/12					
1.3 D Multijet	68	10/14 →					
1.3 D Multijet	70	10/09 → 02/12					
1.4	57	10/09 → 02/12					
1.4 16V	77	10/09 → 02/12					
1.4 16V	99	10/09 → 02/12					
1.4	55	07/09 → 02/12	➔	10/09 →		24.0222-8037.1 480302	Ø 228,3 x 48 / 230
<b> Bremsbackensatz</b>							
1.2	48	10/09 → 02/12	➔			03.0137-0479.2 650479	AP Ø 203 x 38 + HEB
1.2	51	10/09 → 02/12					
1.3 D Multijet	51	07/08 → 02/12	➔			03.0137-0478.2 650478	AP Ø 228 x 42 + HEB
1.3 D Multijet	55	10/09 → 02/12					
1.3 D Multijet	56	10/09 → 02/12					
1.3 D Multijet	62	10/09 → 02/12					
1.3 D Multijet	66	10/09 → 02/12					
1.3 D Multijet	68	10/14 →					
1.3 D Multijet	70	10/09 → 02/12					
1.4	57	10/09 → 02/12					
1.4 16V	77	10/09 → 02/12					
1.4 16V	99	10/09 → 02/12					
1.4	55	07/09 → 02/12	➔	10/09 →		03.0137-0478.2 650478	AP Ø 228 x 42 + HEB
<b> Seilzug, Feststellbremse</b>							
1.2	48	10/09 → 02/12	➔	☐; Trommelbremse		24.3727-0575.2 580575	L= 1.642
			➔	☑		24.3727-0576.2 580576	L= 1.660
1.2	51	10/09 → 02/12	➔	☐		24.3727-0579.2 580579	L= 1.654
1.4 (199.AXX1B)	120	04/10 → 02/12	➔	☑			
1.4 LPG	57	06/09 → 02/12	➔	☑		24.3727-0580.2 580580	L= 1.673
1.4 Natural Power	57	10/09 → 02/12					
1.6 D Multijet	88	10/09 → 02/12					
1.3 D Multijet	51	07/08 → 02/12	➔	☐; Trommelbremse		24.3727-0577.2 580577	L= 1.674
1.3 D Multijet	55	10/09 → 02/12					
1.3 D Multijet	56	10/09 → 02/12	➔	☑		24.3727-0578.2 580578	L= 1.689
1.3 D Multijet	62	10/09 → 02/12	➔	☐; Scheibenbremse		24.3727-0579.2 580579	L= 1.654
1.3 D Multijet	66	10/09 → 02/12					
1.3 D Multijet	68	10/14 →	➔	☑; Scheibenbremse		24.3727-0580.2 580580	L= 1.673
1.3 D Multijet	70	10/09 → 02/12					
1.4	57	10/09 → 02/12					
1.4 16V	77	10/09 → 02/12					
1.4 16V	99	10/09 → 02/12					
1.4	55	07/09 → 02/12	➔	☐; 10/09 →; Trommelbremse		24.3727-0577.2 580577	L= 1.674
			➔	☑; 10/09 →		24.3727-0578.2 580578	L= 1.689
			➔	☐; 10/09 →; Scheibenbremse		24.3727-0579.2 580579	L= 1.654
			➔	☑; 10/09 →; Scheibenbremse		24.3727-0580.2 580580	L= 1.673
1.4 (199.AXX1B)	132	05/08 → 02/12	➔	☐; 10/09 →		24.3727-0579.2 580579	L= 1.654
↓							















	kw					! #		
<b>FIAT - PUNTO EVO (199_) 07/08→</b>								
 <b>Seilzug, Feststellbremse</b>								
1.4 (199.AXX1B)	132	05/08→02/12	➡	☐; 10/09→		24.3727-0580.2	580580	L= 1.673
<b>FIAT - PUNTO Van (176_) 04/96→02/00</b>								
 <b>Radbremszylinder</b>								
1.1	40	04/96→02/00	➡	→ 09/99		24.3220-1107.3	020218	AP Ø 20,64 GG
1.7 TD	52	04/96→02/00	➡			24.3220-1108.3	020219	BDX Ø 20,64 GG
1.7 D	42	04/96→02/00	➡	→ 05/97		24.3220-1107.3	020218	AP Ø 20,64 GG
						24.3220-1108.3	020219	BDX Ø 20,64 GG
1.7 TD	46	09/96→09/99	➡			24.3220-1107.3	020218	AP Ø 20,64 GG
						24.3220-1108.3	020219	BDX Ø 20,64 GG
<b>Zubehörsatz, Bremsbacken</b>								
1.1	40	04/96→02/00	➡	→ 09/99		03.0137-9088.2	669088	BDX
1.7 TD	52	04/96→02/00	➡			03.0137-9179.2	669179	AP
1.7 D	42	04/96→02/00	➡	→ 05/97		03.0137-9088.2	669088	BDX
						03.0137-9179.2	669179	AP
1.7 TD	46	09/96→09/99	➡			03.0137-9088.2	669088	BDX
						03.0137-9179.2	669179	AP
 <b>Bremstrommel</b>								
1.1	40	04/96→02/00	➡	→ 09/99		24.0218-0011.1	480006	Ø 180,0 x 40 / 181,4
1.7 TD	52	04/96→02/00	➡					
1.7 D	42	04/96→02/00	➡	→ 05/97		24.0218-0011.1	480006	Ø 180,0 x 40 / 181,4
1.7 TD	46	09/96→09/99	➡			24.0218-0011.1	480006	Ø 180,0 x 40 / 181,4
 <b>Bremsbackensatz</b>								
1.1	40	04/96→02/00	➡	→ 09/99		03.0137-0207.2	650207	BDX Ø 180 x 32 + HEB
1.7 TD	52	04/96→02/00	➡			03.0137-0274.2	650274	AP Ø 180 x 32 + HEB
						03.0420-5220.3	685220	AP Ø 180 x 32 Ø 20,64 + RZ / + Zub Kit
						03.0520-5120.3	695120	BDX Ø 180 x 32 Ø 20,64 + RZ / + Zub TopKit
						03.0520-5220.3	695220	AP Ø 180 x 32 Ø 20,64 + RZ / + Zub TopKit
1.7 D	42	04/96→02/00	➡	→ 05/97		03.0137-0207.2	650207	BDX Ø 180 x 32 + HEB
						03.0137-0274.2	650274	AP Ø 180 x 32 + HEB
						03.0420-5220.3	685220	AP Ø 180 x 32 Ø 20,64 + RZ / + Zub Kit
						03.0520-5120.3	695120	BDX Ø 180 x 32 Ø 20,64 + RZ / + Zub TopKit
						03.0520-5220.3	695220	AP Ø 180 x 32 Ø 20,64 + RZ / + Zub TopKit
1.7 TD	46	09/96→09/99	➡			03.0137-0207.2	650207	BDX Ø 180 x 32 + HEB
						03.0137-0274.2	650274	AP Ø 180 x 32 + HEB
						03.0420-5220.3	685220	AP Ø 180 x 32 Ø 20,64 + RZ / + Zub Kit
						03.0520-5120.3	695120	BDX Ø 180 x 32 Ø 20,64 + RZ / + Zub TopKit
						03.0520-5220.3	695220	AP Ø 180 x 32 Ø 20,64 + RZ / + Zub TopKit
 <b>Seilzug, Feststellbremse</b>								
1.1	40	04/96→02/00	➡	☐; → 09/99; Trommelbremse		24.3727-0525.2	580525	L= 1.469
1.7 TD	52	04/96→02/00	➡	☐; → 09/99; Trommelbremse		24.3727-0526.2	580526	L= 1.456
1.7 D	42	04/96→02/00	➡	☐; → 05/97; Trommelbremse		24.3727-0525.2	580525	L= 1.469
			➡	☐; → 05/97; Trommelbremse		24.3727-0526.2	580526	L= 1.456
1.7 TD	46	09/96→09/99	➡	☐; Trommelbremse		24.3727-0525.2	580525	L= 1.469
			➡	☐; Trommelbremse		24.3727-0526.2	580526	L= 1.456
<b>FIAT - PUNTO Van (188_) 02/00→10/09</b>								
 <b>Radbremszylinder</b>								
1.2 60	44	02/00→10/09	➡	→ 06/03		24.3220-1720.3	020455	Ø 20,64 ALU
1.3 D Multijet	55	02/05→10/09	➡	→ 11/05		24.3222-1723.3	020459	Ø 22,2 ALU
↓								
















	kw					! #		
<b>FIAT - PUNTO Van (188_) 02/00→10/09</b>								
 <b>Radbremszylinder</b>								
1.3 JTD	51	06/03→10/05	➡	07/03→		24.3222-1723.3	020459	Ø 22,2 ALU
1.9 D 60	44	02/00→10/09	➡	→ 06/03		24.3222-1723.3	020459	Ø 22,2 ALU
1.9 JTD	63	02/00→10/09						
<b>Zubehörsatz, Bremsbacken</b>								
1.2 60	44	02/00→10/09	➡	⬇; → 06/03; - ABS		03.0137-9179.2	669179	AP
			➡	⬇; → 06/03; + ABS		03.0137-9247.2	669247	AP
1.3 D Multijet	55	02/05→10/09	➡	⬇; → 11/05		03.0137-9247.2	669247	AP
1.3 JTD	51	06/03→10/05	➡	⬇; 07/03→		03.0137-9247.2	669247	AP
1.9 D 60	44	02/00→10/09	➡	⬇; → 06/03		03.0137-9247.2	669247	AP
1.9 JTD	63	02/00→10/09						
 <b>Bremstrommel</b>								
1.2 60	44	02/00→10/09	➡	→ 06/03		24.0218-0011.1	480006	Ø 180,0 x 40 / 181,4
1.9 D 60	44	02/00→10/09						
1.9 JTD	63	02/00→10/09						
1.3 D Multijet	55	02/05→10/09	➡	→ 11/05		24.0218-0011.1	480006	Ø 180,0 x 40 / 181,4
1.3 JTD	51	06/03→10/05	➡	07/03→		24.0218-0011.1	480006	Ø 180,0 x 40 / 181,4
 <b>Bremsbackensatz</b>								
1.2 60	44	02/00→10/09	➡	→ 06/03; - ABS		03.0137-0359.2	650359	AP Ø 180 x 32 + HEB
			➡	→ 06/03; + ABS		03.0520-7220.3	697220	AP Ø 180 x 32 Ø 20,64 + RZ / + Zub TopKit
1.3 D Multijet	55	02/05→10/09	➡	→ 11/05		03.0137-0360.2	650360	AP Ø 180 x 32 + HEB
						03.0520-7920.3	697920	AP Ø 180 x 32 Ø 20,64 + RZ / + Zub TopKit
1.3 JTD	51	06/03→10/05	➡	07/03→		03.0137-0360.2	650360	AP Ø 180 x 32 + HEB
						03.0520-6622.3	696622	AP Ø 180 x 32 Ø 22,2 + RZ / + Zub TopKit
1.9 D 60	44	02/00→10/09	➡	→ 06/03		03.0137-0360.2	650360	AP Ø 180 x 32 + HEB
1.9 JTD	63	02/00→10/09				03.0520-6622.3	696622	AP Ø 180 x 32 Ø 22,2 + RZ / + Zub TopKit
 <b>Seilzug, Feststellbremse</b>								
1.2 60	44	02/00→10/09	➡	⬇; → 06/03; Trommelbremse	2	24.3727-0538.2	580538	L= 1.456 - Zub
1.9 D 60	44	02/00→10/09						
1.9 JTD	63	02/00→10/09						
1.3 D Multijet	55	02/05→10/09	➡	⬇; → 11/05; Trommelbremse	2	24.3727-0538.2	580538	L= 1.456 - Zub
1.3 JTD	51	06/03→10/05	➡	⬇; 07/03→; Trommelbremse	2	24.3727-0538.2	580538	L= 1.456 - Zub
<b>FIAT - PUNTO Van (199_) 02/06→</b>								
 <b>Radbremszylinder</b>								
0.9 Twinair Turbo	63	03/12→	➡			24.3220-1728.3	020509	Ø 20,64 ALU
1.3 D Multijet	62	03/12→						
1.3 D Multijet	66	01/10→02/12						
1.3 D Multijet	55	04/08→	➡	→ 01/11		24.3220-1728.3	020509	Ø 20,64 ALU
1.3 D Multijet	70	03/09→	➡	10/09→		24.3220-1728.3	020509	Ø 20,64 ALU
1.4 (199BxB1A)	57	02/06→06/13						
<b>Zubehörsatz, Bremsbacken</b>								
0.9 Twinair Turbo	63	03/12→	➡			03.0137-9310.2	669310	AP
1.3 D Multijet	55	04/08→	➡	→ 01/11		03.0137-9309.2	669309	AP
1.3 D Multijet	62	03/12→	➡			03.0137-9309.2	669309	AP
1.3 D Multijet	66	01/10→02/12	➡					
1.3 D Multijet	70	03/09→	➡	10/09→		03.0137-9309.2	669309	AP
1.4 (199BxB1A)	57	02/06→06/13						
 <b>Bremstrommel</b>								
1.3 D Multijet	55	04/08→	➡	→ 01/11		24.0222-8037.1	480302	Ø 228,3 x 48 / 230
1.3 D Multijet	62	03/12→	➡			24.0222-8037.1	480302	Ø 228,3 x 48 / 230
1.3 D Multijet	66	01/10→02/12	➡					
1.3 D Multijet	70	03/09→	➡	10/09→		24.0222-8037.1	480302	Ø 228,3 x 48 / 230
1.4 (199BxB1A)	57	02/06→06/13						















	kW			 	! #		
<b>FIAT - PUNTO Van (199_) 02/06→</b>							
 <b>Bremsbackensatz</b>							
0.9 Twinair Turbo	63	03/12→	➔			<b>03.0137-0479.2 650479</b>	AP Ø 203 x 38 + HEB
1.3 D Multijet	55	04/08→	➔	→ 01/11		<b>03.0137-0478.2 650478</b>	AP Ø 228 x 42 + HEB
1.3 D Multijet	62	03/12→	➔			<b>03.0137-0478.2 650478</b>	AP Ø 228 x 42 + HEB
1.3 D Multijet	66	01/10→02/12	➔				
1.3 D Multijet	70	03/09→	➔	10/09→		<b>03.0137-0478.2 650478</b>	AP Ø 228 x 42 + HEB
1.4 (199BxB1A)	57	02/06→06/13	➔				
 <b>Seilzug, Feststellbremse</b>							
0.9 Twinair Turbo	63	03/12→	➔	<input type="checkbox"/> ; Trommelbremse		<b>24.3727-0575.2 580575</b>	L= 1.642
			➔	<input type="checkbox"/>		<b>24.3727-0576.2 580576</b>	L= 1.660
1.3 D Multijet	55	04/08→	➔	<input type="checkbox"/> ; → 01/11; Trommelbremse		<b>24.3727-0577.2 580577</b>	L= 1.674
			➔	<input type="checkbox"/> ; → 01/11; Scheiben/Trommel		<b>24.3727-0578.2 580578</b>	L= 1.689
1.3 D Multijet	62	03/12→	➔	<input type="checkbox"/> ; Trommelbremse		<b>24.3727-0577.2 580577</b>	L= 1.674
1.3 D Multijet	66	01/10→02/12	➔	<input type="checkbox"/>		<b>24.3727-0578.2 580578</b>	L= 1.689
			➔	<input type="checkbox"/> ; Scheibenbremse		<b>24.3727-0579.2 580579</b>	L= 1.654
			➔	<input type="checkbox"/> ; Scheibenbremse		<b>24.3727-0580.2 580580</b>	L= 1.673
1.3 D Multijet	70	03/09→	➔	<input type="checkbox"/> ; 10/09→; Trommelbremse		<b>24.3727-0577.2 580577</b>	L= 1.674
1.4 (199BxB1A)	57	02/06→06/13	➔	<input type="checkbox"/> ; 10/09→		<b>24.3727-0578.2 580578</b>	L= 1.689
			➔	<input type="checkbox"/> ; 10/09→; Scheibenbremse		<b>24.3727-0579.2 580579</b>	L= 1.654
			➔	<input type="checkbox"/> ; 10/09→; Scheibenbremse		<b>24.3727-0580.2 580580</b>	L= 1.673
1.4 LPG (199AXB1A)	57	03/09→	➔	<input type="checkbox"/> ; 06/09→		<b>24.3727-0579.2 580579</b>	L= 1.654
			➔	<input type="checkbox"/> ; 06/09→		<b>24.3727-0580.2 580580</b>	L= 1.673
1.4 Natural Power	57	03/09→	➔	<input type="checkbox"/> ; 10/09→		<b>24.3727-0579.2 580579</b>	L= 1.654
			➔	<input type="checkbox"/> ; 10/09→		<b>24.3727-0580.2 580580</b>	L= 1.673
<b>FIAT - QUBO (225_) 02/08→</b>							
 <b>Radbremszylinder</b>							
1.3 D Multijet	55	02/08→	➔	09/08→		<b>24.3220-1728.3 020509</b>	Ø 20,64 ALU
1.4	54	02/08→	➔				
1.3 D Multijet	59	03/15→	➔			<b>24.3220-1728.3 020509</b>	Ø 20,64 ALU
1.3 D Multijet	70	07/10→	➔				
1.4	57	10/09→	➔				
1.4 Natural Power	57	10/09→	➔				
<b>Zubehörsatz, Bremsbacken</b>							
1.3 D Multijet	55	02/08→	➔	09/08→		<b>03.0137-9309.2 669309</b>	AP
1.3 D Multijet	59	03/15→	➔			<b>03.0137-9309.2 669309</b>	AP
1.3 D Multijet	70	07/10→	➔				
1.4	57	10/09→	➔				
1.4 Natural Power	57	10/09→	➔				
1.4	54	02/08→	➔	09/08→; für Fahrzeuge mit verstärkter Bremse		<b>03.0137-9309.2 669309</b>	AP
			➔	09/08→; nicht für Fahrzeuge mit verstärkter Bremse		<b>03.0137-9310.2 669310</b>	AP
 <b>Bremstrommel</b>							
1.3 D Multijet	55	02/08→	➔	09/08→		<b>24.0222-8018.1 480078</b>	Ø 228,0 x 48 / 230
1.3 D Multijet	59	03/15→	➔			<b>24.0222-8018.1 480078</b>	Ø 228,0 x 48 / 230
1.3 D Multijet	70	07/10→	➔				
1.4	57	10/09→	➔				
1.4 Natural Power	57	10/09→	➔				
1.4	54	02/08→	➔	09/08→; nicht für Fahrzeuge mit verstärkter Bremse		<b>24.0220-3007.1 480064</b>	Ø 203,0 x 48,5 / 204,7
			➔	09/08→; für Fahrzeuge mit verstärkter Bremse		<b>24.0222-8018.1 480078</b>	Ø 228,0 x 48 / 230
 <b>Bremsbackensatz</b>							
1.3 D Multijet	55	02/08→	➔	09/08→		<b>03.0137-0493.2 650493</b> <b>03.0520-9220.3 699220</b>	AP Ø 228 x 42 + HEB AP Ø 203 x 38 Ø 20,64 + RZ / + Zub TopKit
1.3 D Multijet	59	03/15→	➔			<b>03.0137-0493.2 650493</b> <b>03.0520-9220.3 699220</b>	AP Ø 228 x 42 + HEB AP Ø 203 x 38 Ø 20,64 + RZ / + Zub TopKit
1.3 D Multijet	70	07/10→	➔				
↓							

































	kw			 	! #		
<b>FIAT - QUBO (225_) 02/08→</b>							
 <b>Bremsbackensatz</b>							
1.4	54	02/08→	➔	09/08→; für Fahrzeuge mit verstärkter Bremse	03.0137-0457.2	650457	AP Ø 228 x 42 + HEB
			➔	09/08→; nicht für Fahrzeuge mit verstärkter Bremse	03.0137-0479.2	650479	AP Ø 203 x 38 + HEB
			➔	09/08→	03.0521-0120.3	690120	AP Ø 228 x 42 Ø 20,64 + RZ / + Zub TopKit
1.4	57	10/09→	➔		03.0137-0493.2	650493	AP Ø 228 x 42 + HEB
1.4 Natural Power	57	10/09→			03.0521-0120.3	690120	AP Ø 228 x 42 Ø 20,64 + RZ / + Zub TopKit
<b>FIAT - SCUDO (270_, 272_) 01/07→</b>							
 <b>Radbremszylinder</b>							
1.6 D Multijet	66	01/07→	➔		24.3222-1726.3	020518	TRW Ø 22,2 ALU
1.6 D Multijet	66	02/11→					
<b>Zubehörsatz, Bremsbacken</b>							
1.6 D Multijet	66	01/07→	➔		03.0137-9219.2	669219	TRW
1.6 D Multijet	66	02/11→					
 <b>Bremstrommel</b>							
1.6 D Multijet	66	01/07→	➔		24.0225-4021.1	480311	Ø 254,0 x 68 / 256,2
1.6 D Multijet	66	02/11→					
 <b>Bremsbackensatz</b>							
1.6 D Multijet	66	01/07→	➔	nicht für Wohnmobile	03.0137-0334.2	650334	TRW Ø 254 x 57 + HEB
1.6 D Multijet	66	02/11→			03.0520-7122.3	697122	TRW Ø 254 x 57 Ø 22,2 + RZ / + Zub TopKit
<b>FIAT - SCUDO Combinato (220_) 02/96→12/06</b>							
 <b>Radbremszylinder</b>							
1.6	58	02/96→12/06	➔		24.3219-1704.3	020374	Ø 19,05 GG
1.9 D	51	02/96→04/98					
1.9 D	51	04/98→12/06					
1.9 TD	68	02/96→12/06					
1.9 TD Eco	66	02/96→12/06					
2.0 16V	100	06/00→12/06					
2.0 JTD	69	01/04→12/06					
2.0 JTD	80	12/99→12/06					
2.0 JTD 16V	80	05/99→12/06	➔	12/99→	24.3219-1704.3	020374	Ø 19,05 GG
<b>Zubehörsatz, Bremsbacken</b>							
1.6	58	02/96→12/06	➔		03.0137-9208.2	669208	
1.9 D	51	02/96→04/98					
1.9 D	51	04/98→12/06					
1.9 TD	68	02/96→12/06					
1.9 TD Eco	66	02/96→12/06					
2.0 16V	100	06/00→12/06					
2.0 JTD	69	01/04→12/06					
2.0 JTD	80	12/99→12/06					
2.0 JTD 16V	80	05/99→12/06	➔	12/99→	03.0137-9208.2	669208	
 <b>Bremstrommel</b>							
1.6	58	02/96→12/06	➔		24.0225-5003.1	480066	Ø 255,0 x 67 / 256
1.9 D	51	02/96→04/98					
1.9 D	51	04/98→12/06					
1.9 TD	68	02/96→12/06					
1.9 TD Eco	66	02/96→12/06					
2.0 16V	100	06/00→12/06					
2.0 JTD	69	01/04→12/06					
2.0 JTD	80	12/99→12/06					
2.0 JTD 16V	80	05/99→12/06	➔	12/99→	24.0225-5003.1	480066	Ø 255,0 x 67 / 256
 <b>Bremsbackensatz</b>							
1.6	58	02/96→12/06	➔		03.0137-0314.2	650314	Ø 255 x 61
1.9 D	51	02/96→04/98			03.0520-2619.3	692619	BDX Ø 255 x 61 Ø 19,05 + RZ / + Zub TopKit
1.9 D	51	04/98→12/06					
1.9 TD	68	02/96→12/06					
1.9 TD Eco	66	02/96→12/06					
2.0 16V	100	06/00→12/06					
2.0 JTD	69	01/04→12/06					
2.0 JTD	80	12/99→12/06					
2.0 JTD 16V	80	05/99→12/06	➔	12/99→	03.0137-0314.2	650314	Ø 255 x 61
↓							












	kw					! #		
<b>FIAT - SCUDO Combinato (220_) 02/96→12/06</b>								
 <b>Bremsbackensatz</b>								
2.0 JTD 16V	80	05/99→12/06	➔	12/99→			<b>03.0520-2619.3 692619</b>	BDX Ø 255 x 61 Ø 19,05 + RZ / + Zub TopKit
 <b>Seilzug, Feststellbremse</b>								
1.6	58	02/96→12/06	←	⏏; nicht für verlängerten Radstand; Trommelbremse	1	<b>24.3727-0336.2 580336</b>		L= 500
1.9 D	51	02/96→04/98						
1.9 D	51	04/98→12/06	←	⏏; für verlängerten Radstand; Trommelbremse	1	<b>24.3727-0341.2 580341</b>		L= 900
1.9 TD	68	02/96→12/06						
1.9 TD Eco	66	02/96→12/06						
2.0 16V	100	06/00→12/06	➔	⏏; Trommelbremse		<b>24.3727-0531.2 580531</b>		L= 2.286
2.0 JTD	69	01/04→12/06	➔			<b>24.3727-0532.2 580532</b>		L= 1.063
2.0 JTD	80	12/99→12/06	➔	⏏; Trommelbremse				
2.0 JTD 16V	80	05/99→12/06	←	⏏; 12/99→; nicht für verlängerten Radstand; Trommelbremse	1	<b>24.3727-0336.2 580336</b>		L= 500
			←	⏏; 12/99→; für verlängerten Radstand; Trommelbremse	1	<b>24.3727-0341.2 580341</b>		L= 900
			➔	⏏; 12/99→; Trommelbremse		<b>24.3727-0531.2 580531</b>		L= 2.286
			➔	⏏; 12/99→; Trommelbremse		<b>24.3727-0532.2 580532</b>		L= 1.063
<b>FIAT - SCUDO Kasten (220_) 02/96→12/06</b>								
 <b>Radbremszylinder</b>								
1.6	58	02/96→12/06	➔			<b>24.3219-1704.3 020374</b>		Ø 19,05 GG
1.9 D	51	02/96→12/06						
1.9 D	51	04/98→12/06						
1.9 TD	66	02/96→12/06						
1.9 TD	68	02/98→12/06						
2.0 JTD	80	12/02→12/06						
2.0	100	05/00→12/06	➔	06/00→		<b>24.3219-1704.3 020374</b>		Ø 19,05 GG
2.0 JTD	69	10/99→12/06	➔	12/99→		<b>24.3219-1704.3 020374</b>		Ø 19,05 GG
2.0 JTD 16V	80	05/99→12/06						
<b>Zubehörsatz, Bremsbacken</b>								
1.6	58	02/96→12/06	➔			<b>03.0137-9208.2 669208</b>		
1.9 D	51	02/96→12/06						
1.9 D	51	04/98→12/06						
1.9 TD	66	02/96→12/06						
1.9 TD	68	02/98→12/06						
2.0 JTD	80	12/02→12/06						
2.0	100	05/00→12/06	➔	06/00→		<b>03.0137-9208.2 669208</b>		
2.0 JTD	69	10/99→12/06	➔	12/99→		<b>03.0137-9208.2 669208</b>		
2.0 JTD 16V	80	05/99→12/06						
 <b>Bremstrommel</b>								
1.6	58	02/96→12/06	➔			<b>24.0225-5003.1 480066</b>		Ø 255,0 x 67 / 256
1.9 D	51	02/96→12/06						
1.9 D	51	04/98→12/06						
1.9 TD	66	02/96→12/06						
1.9 TD	68	02/98→12/06						
2.0 JTD	80	12/02→12/06						
2.0	100	05/00→12/06	➔	06/00→		<b>24.0225-5003.1 480066</b>		Ø 255,0 x 67 / 256
2.0 JTD	69	10/99→12/06	➔	12/99→		<b>24.0225-5003.1 480066</b>		Ø 255,0 x 67 / 256
2.0 JTD 16V	80	05/99→12/06						
 <b>Bremsbackensatz</b>								
1.6	58	02/96→12/06	➔			<b>03.0137-0314.2 650314</b>		Ø 255 x 61
1.9 D	51	02/96→12/06				<b>03.0520-2619.3 692619</b>		BDX Ø 255 x 61 Ø 19,05 + RZ / + Zub TopKit
1.9 D	51	04/98→12/06						
1.9 TD	66	02/96→12/06						
1.9 TD	68	02/98→12/06						
2.0 JTD	80	12/02→12/06						
2.0	100	05/00→12/06	➔	06/00→		<b>03.0137-0314.2 650314</b>		Ø 255 x 61
						<b>03.0520-2619.3 692619</b>		BDX Ø 255 x 61 Ø 19,05 + RZ / + Zub TopKit
2.0 JTD	69	10/99→12/06	➔	12/99→		<b>03.0137-0314.2 650314</b>		Ø 255 x 61
2.0 JTD 16V	80	05/99→12/06				<b>03.0520-2619.3 692619</b>		BDX Ø 255 x 61 Ø 19,05 + RZ / + Zub TopKit
 <b>Seilzug, Feststellbremse</b>								
1.6	58	02/96→12/06	←	⏏; nicht für verlängerten Radstand; Trommelbremse	1	<b>24.3727-0336.2 580336</b>		L= 500
1.9 D	51	02/96→12/06						
1.9 D	51	04/98→12/06	←	⏏; für verlängerten Radstand; Trommelbremse	1	<b>24.3727-0341.2 580341</b>		L= 900
1.9 TD	66	02/96→12/06						
1.9 TD	68	02/98→12/06						
↓								
















	kw					! #		
<b>FIAT - SCUDO Kasten (220_) 02/96→12/06</b>								
 <b>Seilzug, Feststellbremse</b>								
2.0 JTD	80	12/02→12/06	➔	☐; Trommelbremse		24.3727-0531.2	580531	L= 2.286
			➔	☐; Trommelbremse		24.3727-0532.2	580532	L= 1.063
2.0	100	05/00→12/06	➔	⏏; 06/00→; nicht für verlängerten Radstand; Trommelbremse	1	24.3727-0336.2	580336	L= 500
			➔	⏏; 06/00→; für verlängerten Radstand; Trommelbremse	1	24.3727-0341.2	580341	L= 900
			➔	☐; 06/00→; Trommelbremse		24.3727-0531.2	580531	L= 2.286
			➔	☐; 06/00→; Trommelbremse		24.3727-0532.2	580532	L= 1.063
2.0 JTD	69	10/99→12/06	➔	⏏; 12/99→; nicht für verlängerten Radstand; Trommelbremse	1	24.3727-0336.2	580336	L= 500
2.0 JTD 16V	80	05/99→12/06	➔	⏏; 12/99→; für verlängerten Radstand; Trommelbremse	1	24.3727-0341.2	580341	L= 900
			➔	☐; 12/99→; Trommelbremse		24.3727-0531.2	580531	L= 2.286
			➔	☐; 12/99→; Trommelbremse		24.3727-0532.2	580532	L= 1.063
<b>FIAT - SCUDO Kasten (270_, 272_) 01/07→</b>								
 <b>Radbremszylinder</b>								
1.6 D Multijet	66	01/07→	➔			24.3222-1726.3	020518	TRW Ø 22,2 ALU
1.6 D Multijet	66	02/11→	➔					
<b>Zubehörsatz, Bremsbacken</b>								
1.6 D Multijet	66	01/07→	➔			03.0137-9219.2	669219	TRW
1.6 D Multijet	66	02/11→	➔					
 <b>Bremsstrommel</b>								
1.6 D Multijet	66	01/07→	➔			24.0225-4021.1	480311	Ø 254,0 x 68 / 256,2
1.6 D Multijet	66	02/11→	➔					
 <b>Bremsbackensatz</b>								
1.6 D Multijet	66	01/07→	➔	nicht für Wohnmobile		03.0137-0334.2	650334	TRW Ø 254 x 57 + HEB
1.6 D Multijet	66	02/11→	➔			03.0520-7122.3	697122	TRW Ø 254 x 57 Ø 22,2 + RZ / + Zub TopKit
<b>FIAT - SCUDO Pritsche/Fahrgestell (220_) 09/96→12/06</b>								
 <b>Radbremszylinder</b>								
1.6	58	09/96→12/06	➔			24.3219-1704.3	020374	Ø 19,05 GG
1.9 D	51	04/98→12/06	➔					
1.9 TD	68	09/96→12/06	➔					
2.0 JTD	80	12/02→12/06	➔					
2.0 JTD	69	10/99→12/06	➔	12/99→		24.3219-1704.3	020374	Ø 19,05 GG
2.0 JTD 16V	80	05/99→12/06	➔					
<b>Zubehörsatz, Bremsbacken</b>								
1.6	58	09/96→12/06	➔			03.0137-9208.2	669208	
1.9 D	51	04/98→12/06	➔					
1.9 TD	68	09/96→12/06	➔					
2.0 JTD	80	12/02→12/06	➔					
2.0 JTD	69	10/99→12/06	➔	12/99→		03.0137-9208.2	669208	
2.0 JTD 16V	80	05/99→12/06	➔					
 <b>Bremsstrommel</b>								
1.6	58	09/96→12/06	➔			24.0225-5003.1	480066	Ø 255,0 x 67 / 256
1.9 D	51	04/98→12/06	➔					
1.9 TD	68	09/96→12/06	➔					
2.0 JTD	80	12/02→12/06	➔					
2.0 JTD	69	10/99→12/06	➔	12/99→		24.0225-5003.1	480066	Ø 255,0 x 67 / 256
2.0 JTD 16V	80	05/99→12/06	➔					
 <b>Bremsbackensatz</b>								
1.6	58	09/96→12/06	➔			03.0137-0314.2	650314	Ø 255 x 61
1.9 D	51	04/98→12/06	➔			03.0520-2619.3	692619	BDX Ø 255 x 61 Ø 19,05 + RZ / + Zub TopKit
1.9 TD	68	09/96→12/06	➔					
2.0 JTD	80	12/02→12/06	➔					
2.0 JTD	69	10/99→12/06	➔	12/99→		03.0137-0314.2	650314	Ø 255 x 61
2.0 JTD 16V	80	05/99→12/06	➔			03.0520-2619.3	692619	BDX Ø 255 x 61 Ø 19,05 + RZ / + Zub TopKit
↓								











	kW					! #			
<b>FIAT - SCUDO Pritsche/Fahrgestell (220_) 09/96→12/06</b>									
 <b>Seilzug, Feststellbremse</b>									
1.6	58	09/96→12/06	←	↑; nicht für verlängerten Radstand;		1	24.3727-0336.2	580336	L= 500
1.9 D	51	04/98→12/06		Trommelbremse					
1.9 TD	68	09/96→12/06	←	↑; für verlängerten Radstand;		1	24.3727-0341.2	580341	L= 900
2.0 JTD	80	12/02→12/06		Trommelbremse					
			→	□; Trommelbremse			24.3727-0531.2	580531	L= 2.286
			→	□; Trommelbremse			24.3727-0532.2	580532	L= 1.063
2.0 JTD	69	10/99→12/06	←	↑; 12/99→;		1	24.3727-0336.2	580336	L= 500
2.0 JTD 16V	80	05/99→12/06		nicht für verlängerten Radstand;					
			←	Trommelbremse					
			←	↑; 12/99→; für verlängerten Radstand;		1	24.3727-0341.2	580341	L= 900
				Trommelbremse					
			→	□; 12/99→; Trommelbremse			24.3727-0531.2	580531	L= 2.286
			→	□; 12/99→; Trommelbremse			24.3727-0532.2	580532	L= 1.063
<b>FIAT - SCUDO Pritsche/Fahrgestell (270_, 272_) 01/07→</b>									
 <b>Radbremszylinder</b>									
1.6 D Multijet	66	01/07→	→				24.3222-1726.3	020518	TRW Ø 22,2 ALU
<b>Zubehörsatz, Bremsbacken</b>									
1.6 D Multijet	66	01/07→	→				03.0137-9219.2	669219	TRW
 <b>Bremstrommel</b>									
1.6 D Multijet	66	01/07→	→				24.0225-4021.1	480311	Ø 254,0 x 68 / 256,2
 <b>Bremsbackensatz</b>									
1.6 D Multijet	66	01/07→	→	nicht für Wohnmobile			03.0137-0334.2	650334	TRW Ø 254 x 57 + HEB
							03.0520-7122.3	697122	TRW Ø 254 x 57 Ø 22,2 + RZ / + Zub TopKit
<b>FIAT - SEDICI (FY_) 06/06→10/14</b>									
 <b>Radbremszylinder</b>									
1.6 16V	79	06/06→10/14	→				24.3219-1756.3	020511	BOS Ø 19,05 ALU
1.6 16V	88	06/06→10/14							
1.6 16V 4x4	79	06/06→10/14							
1.6 16V 4x4	88	06/06→10/14							
1.9 D Multijet	88	06/06→10/14							
1.9 D Multijet 4x4	88	06/06→10/14							
2.0 D Multijet	99	06/06→10/14							
2.0 D Multijet 4x4	99	06/06→10/14							
<b>Zubehörsatz, Bremsbacken</b>									
1.6 16V	79	06/06→10/14	→				03.0137-9319.2	669319	BOS
1.6 16V	88	06/06→10/14							
1.6 16V 4x4	79	06/06→10/14							
1.6 16V 4x4	88	06/06→10/14							
1.9 D Multijet	88	06/06→10/14							
1.9 D Multijet 4x4	88	06/06→10/14							
2.0 D Multijet	99	06/06→10/14							
2.0 D Multijet 4x4	99	06/06→10/14							
 <b>Bremsbackensatz</b>									
1.6 16V	79	06/06→10/14	→				03.0137-0490.2	650490	BOS Ø 220 x 35 + HEB
1.6 16V	88	06/06→10/14							
1.6 16V 4x4	79	06/06→10/14					03.0520-7719.3	697719	BOS Ø 220 x 35 Ø 19,05 + RZ / + Zub TopKit
1.6 16V 4x4	88	06/06→10/14							
1.9 D Multijet	88	06/06→10/14							
1.9 D Multijet 4x4	88	06/06→10/14							
2.0 D Multijet	99	06/06→10/14							
2.0 D Multijet 4x4	99	06/06→10/14							
 <b>Seilzug, Feststellbremse</b>									
1.6 16V	79	06/06→10/14	→	□; Scheibenbremse			24.3727-2006.2	582006	L= 1.638
1.6 16V	88	06/06→10/14							
1.6 16V 4x4	79	06/06→10/14	→	□; Scheibenbremse			24.3727-2007.2	582007	L= 1.638
1.6 16V 4x4	88	06/06→10/14							
1.9 D Multijet	88	06/06→10/14							
1.9 D Multijet 4x4	88	06/06→10/14							
2.0 D Multijet	99	06/06→10/14							
2.0 D Multijet 4x4	99	06/06→10/14							










	kw					! #		
<b>FIAT - SEICENTO / 600 (187_) 01/98→01/10</b>								
 <b>Radbremszylinder</b>								
0.9 (187AXA, 187AXA1A)	29	01/98→01/10	➔	04/98→03/08			<b>24.3219-0803.3 020183</b>	Ø 19,05 GG
1.1 (187AXB, 187AXB1A)	40	01/98→01/10						
Elektra (187AEA1A, 187BEA1A)	30	01/99→01/05	➔	03/00→			<b>24.3219-0803.3 020183</b>	Ø 19,05 GG
Elettrica	22	03/00→04/04	➔				<b>24.3219-0803.3 020183</b>	Ø 19,05 GG
<b>Zubehörsatz, Bremsbacken</b>								
0.9 (187AXA, 187AXA1A)	29	01/98→01/10	➔	04/98→03/08			<b>03.0137-9021.2 669021</b>	Fiat
1.1 (187AXB, 187AXB1A)	40	01/98→01/10						
Elektra (187AEA1A, 187BEA1A)	30	01/99→01/05	➔	03/00→			<b>03.0137-9021.2 669021</b>	Fiat
Elettrica	22	03/00→04/04	➔				<b>03.0137-9021.2 669021</b>	Fiat
 <b>Bremstrommel</b>								
0.9 (187AXA, 187AXA1A)	29	01/98→01/10	➔	04/98→03/08			<b>24.0218-5002.1 480117</b>	Ø 185,0 x 36,5 / 186,8
1.1 (187AXB, 187AXB1A)	40	01/98→01/10						
Elektra (187AEA1A, 187BEA1A)	30	01/99→01/05	➔	03/00→			<b>24.0218-5002.1 480117</b>	Ø 185,0 x 36,5 / 186,8
Elettrica	22	03/00→04/04	➔				<b>24.0218-5002.1 480117</b>	Ø 185,0 x 36,5 / 186,8
 <b>Bremsbackensatz</b>								
0.9 (187AXA, 187AXA1A)	29	01/98→01/10	➔	04/98→03/08			<b>03.0137-0015.2 650015</b>	Fiat Ø 185 x 31
1.1 (187AXB, 187AXB1A)	40	01/98→01/10					<b>03.0420-0319.3 680319</b>	Fiat Ø 185 x 31 Ø 19,05 + RZ / + Zub Kit
Elektra (187AEA1A, 187BEA1A)	30	01/99→01/05	➔	03/00→			<b>03.0137-0015.2 650015</b>	Fiat Ø 185 x 31
Elettrica	22	03/00→04/04	➔				<b>03.0420-0319.3 680319</b>	Fiat Ø 185 x 31 Ø 19,05 + RZ / + Zub Kit
 <b>Seilzug, Feststellbremse</b>								
0.9 (187AXA, 187AXA1A)	29	01/98→01/10	➔	⏴; 04/98→03/08; Trommelbremse	1		<b>24.3727-0544.2 580544</b>	L= 2.670
1.1 (187AXB, 187AXB1A)	40	01/98→01/10						
<b>FIAT - SEICENTO / 600 Van (287_) 01/98→01/10</b>								
 <b>Radbremszylinder</b>								
0.9 (187AXA)	29	01/98→01/10	➔	04/98→03/08			<b>24.3219-0803.3 020183</b>	Ø 19,05 GG
1.1 (187CXB/C)	40	01/98→01/10						
<b>Zubehörsatz, Bremsbacken</b>								
0.9 (187AXA)	29	01/98→01/10	➔	04/98→03/08			<b>03.0137-9021.2 669021</b>	Fiat
1.1 (187CXB/C)	40	01/98→01/10						
 <b>Bremstrommel</b>								
0.9 (187AXA)	29	01/98→01/10	➔	04/98→03/08			<b>24.0218-5002.1 480117</b>	Ø 185,0 x 36,5 / 186,8
1.1 (187CXB/C)	40	01/98→01/10						
 <b>Bremsbackensatz</b>								
0.9 (187AXA)	29	01/98→01/10	➔	04/98→03/08			<b>03.0137-0015.2 650015</b>	Fiat Ø 185 x 31
1.1 (187CXB/C)	40	01/98→01/10					<b>03.0420-0319.3 680319</b>	Fiat Ø 185 x 31 Ø 19,05 + RZ / + Zub Kit
 <b>Seilzug, Feststellbremse</b>								
0.9 (187AXA)	29	01/98→01/10	➔	⏴; 04/98→03/08; Trommelbremse	1		<b>24.3727-0544.2 580544</b>	L= 2.670
1.1 (187CXB/C)	40	01/98→01/10						
<b>FIAT - SIENA (178_) 04/96→12/12</b>								
 <b>Radbremszylinder</b>								
1.2	59	09/01→12/09	➔	→ 12/06			<b>24.3220-1116.3 020313</b>	Ø 20,64 GG
↓								













	kw			 	! #		
<b>FIAT - SIENA (178_) 04/96→12/12</b>							
<b>Zubehörsatz, Bremsbacken</b>							
1.2	59	09/01→12/09	➡	→ 12/06		03.0137-9234.2 669234	
<b> Bremstrommel</b>							
1.2	59	09/01→12/09	➡	→ 12/06		24.0222-8018.1 480078	Ø 228,0 x 48 / 230
1.4	51	04/96→12/09	➡	02/98→ 12/06		24.0218-5002.1 480117	Ø 185,0 x 36,5 / 186,8
1.4 Cat	51	04/96→12/09					
1.5	62	06/04→12/09	➡			24.0218-5002.1 480117	Ø 185,0 x 36,5 / 186,8
1.7 TD	51	02/06→12/09					
1.6	76	11/00→12/09	➡	→ 12/06		24.0218-5002.1 480117	Ø 185,0 x 36,5 / 186,8
1.6 16V	76	09/98→12/09					
1.6 16V	78	09/98→12/09					
<b> Bremsbackensatz</b>							
1.2	59	09/01→12/09	➡	→ 12/06		03.0137-0352.2 650352 03.0520-7820.3 697820	Ø 228 x 43 + HEB AP Ø 228 x 43 Ø 20,64 + RZ / + Zub TopKit
<b>FIAT - STILO (192_) 10/01→11/10</b>							
<b> Seilzug, Feststellbremse</b>							
1.2 16V (192_XA1B)	59	02/02→11/06	➡	☐		24.3727-0553.2 580553	L= 1.786
1.4 16V	66	03/05→11/06					
1.4 16V	70	01/04→11/06	➡	☐		24.3727-0554.2 580554	L= 1.668
1.6	100	04/05→11/06					
1.6 16V	77	05/05→11/06					
1.6 16V (192_XB1A)	76	10/01→11/06					
1.8	90	01/04→11/06					
1.8 16V (192_XC1A)	98	10/01→11/06					
1.8 8V	76	01/04→11/06					
1.9 D Multijet	74	09/05→11/06					
1.9 D Multijet	88	09/05→11/06					
1.9 D Multijet	110	09/05→11/06					
1.9 JTD	93	09/03→11/06					
1.9 JTD	100	04/04→11/06					
1.9 JTD	103	01/04→11/06					
1.9 JTD (192_XE1A)	85	10/01→11/06					
1.9 JTD (192_XF1A)	59	02/02→11/06					
1.9 JTD (192AXS1B, 192BXS1B)	66	09/04→11/06					
2.4 20V	123	01/04→11/06					
2.4 20V (192_XD1A)	125	10/01→11/06					
1.8 Flex	84	09/05→11/10	➡	☐; → 03/08		24.3727-0553.2 580553	L= 1.786
			➡	☐; → 03/08		24.3727-0554.2 580554	L= 1.668
<b>FIAT - STILO Multi Wagon (192_) 01/03→08/08</b>							
<b> Seilzug, Feststellbremse</b>							
1.4 16V	66	03/05→08/08	➡	☐; → 03/08		24.3727-0553.2 580553	L= 1.786
1.4 16V	70	01/04→08/08					
1.6 16V	76	01/03→08/08	➡	☐; → 03/08		24.3727-0554.2 580554	L= 1.668
1.8	90	01/04→08/08					
1.8 16V	98	01/03→08/08					
1.8 Flex	84	09/05→08/08					
1.9 D	66	09/04→08/08					
1.9 D Multijet	74	09/05→08/08					
1.9 D Multijet	88	09/05→08/08					
1.9 D Multijet (192DXT1B)	110	09/05→08/08					
1.9 JTD	59	01/03→08/08					
1.9 JTD	85	01/03→08/08					
1.9 JTD	93	09/03→08/08					
1.9 JTD	100	04/04→08/08					
1.9 JTD	103	01/04→08/08					
2.4 20V	123	01/04→08/08					
1.6 16V	77	03/05→12/07	➡	☐		24.3727-0553.2 580553	L= 1.786
			➡	☐		24.3727-0554.2 580554	L= 1.668
<b>FIAT - STRADA Pick-up (178_) 02/98→</b>							
<b>Zubehörsatz, Bremsbacken</b>							
1.2	44	04/03→	➡	→ 12/11		03.0137-9081.2 669081	
1.2 Trekking	60	11/05→					
1.3 D Multijet	62	05/06→					
1.9 D	46	12/00→					
1.9 JTD	59	04/03→					
1.2	54	06/99→12/06	➡			03.0137-9081.2 669081	
1.7 TD	51	06/99→12/06					
↓							



















	kw			 	! #		
<b>FIAT - STRADA Pick-up (178_) 02/98→</b>							
 <b>Bremstrommel</b>							
1.2	44	04/03→	➔	→ 12/11		24.0222-8018.1 480078	Ø 228,0 x 48 / 230
1.2 Trekking	60	11/05→					
1.3 D Multijet	62	05/06→					
1.9 D	46	12/00→					
1.9 JTD	59	04/03→					
1.2	54	06/99→12/06	➔			24.0222-8018.1 480078	Ø 228,0 x 48 / 230
1.7 TD	51	06/99→12/06					
 <b>Bremsbackensatz</b>							
1.2	44	04/03→	➔	→ 12/11		03.0137-0471.2 650471	Ø 228 x 42 + HEB
1.2 Trekking	60	11/05→					
1.3 D Multijet	62	05/06→					
1.9 D	46	12/00→					
1.9 JTD	59	04/03→					
1.2	54	06/99→12/06	➔			03.0137-0471.2 650471	Ø 228 x 42 + HEB
1.7 TD	51	06/99→12/06					
<b>FIAT - STRADA Pick-up (278_) 01/09→</b>							
 <b>Radbremszylinder</b>							
1.3 D Multijet	70	10/10→	➔	01/11→		24.3220-1722.3 020458	Ø 20,64 GG
<b>Zubehörsatz, Bremsbacken</b>							
1.3 D Multijet	70	10/10→	➔	01/11→		03.0137-9261.2 669261	
 <b>Bremstrommel</b>							
1.3 D Multijet	70	10/10→	➔	01/11→		24.0222-8018.1 480078	Ø 228,0 x 48 / 230
 <b>Bremsbackensatz</b>							
1.3 D Multijet	70	10/10→	➔	01/11→		03.0137-0415.2 650415	Ø 228 x 42 + HEB
<b>FIAT - TEMPRA (159_) 03/90→12/98</b>							
 <b>Radbremszylinder</b>							
1.4 i.e. (159.AC, 159.AX)	51	04/90→08/96	➔	→ 04/93; Schaltgetriebe; - ABS		24.3219-1102.3 020190	BDX Ø 19,05 GG
1.4 i.e. (159.AC)	57	03/91→08/96	➔	→ 05/93→; - ABS		24.3222-1701.3 020376	Ø 22,2 GG
1.6 (159.AD)	63	03/90→08/96	➔	→ 04/93; Schaltgetriebe; - ABS		24.3219-1102.3 020190	BDX Ø 19,05 GG
1.6 i.e. (159.AJ)	63	06/94→08/96	➔	Vollautomatik; - ABS		24.3220-1116.3 020313	Ø 20,64 GG
1.6 i.e. (159.AJ)	66	06/94→08/96	➔	Schaltgetriebe; - ABS		24.3222-1701.3 020376	Ø 22,2 GG
1.6 i.e. (159.AS, 159.AT)	55	06/92→08/96	➔	→ 04/93; Schaltgetriebe; - ABS		24.3219-1102.3 020190	BDX Ø 19,05 GG
			➔	→ 05/93→; Vollautomatik; - ABS		24.3220-1116.3 020313	Ø 20,64 GG
			➔	→ 05/93→; Schaltgetriebe; - ABS		24.3222-1701.3 020376	Ø 22,2 GG
1.8 i.e. (159.AN)	77	03/92→08/96	➔	→ 05/93→; - ABS		24.3220-1116.3 020313	Ø 20,64 GG
1.8 i.e. (159.AN)	81	03/90→08/96					
1.9 TD (159.AQ)	59	07/92→08/96					
1.9 TD (159.CU, 159.AU, 159.AI, 159.BI)	66	05/90→08/96					
1.8 i.e. (159.AV)	76	09/93→08/96	➔	- ABS		24.3220-1116.3 020313	Ø 20,64 GG
1.8 i.e. (159.AZ)	66	09/93→08/96					
1.8 i.e. (159.BY)	74	10/94→08/96					
1.9 D (159.AG)	48	07/91→08/96	➔	→ 05/93→; - ABS		24.3222-1701.3 020376	Ø 22,2 GG
<b>Zubehörsatz, Bremsbacken</b>							
1.4 i.e. (159.AC, 159.AX)	51	04/90→08/96	➔	→ 04/93; Vollautomatik; - ABS		03.0137-9081.2 669081	
1.4 i.e. (159.AC)	57	03/91→08/96	➔	→ 04/93; Schaltgetriebe; - ABS		03.0137-9088.2 669088	BDX
			➔	→ 05/93→; - ABS		03.0137-9088.2 669088	BDX
1.6 (159.AD)	63	03/90→08/96	➔	→ 04/93; Vollautomatik; - ABS		03.0137-9081.2 669081	
			➔	→ 04/93; Schaltgetriebe; - ABS		03.0137-9088.2 669088	BDX
1.6 i.e. (159.AJ)	63	06/94→08/96	➔	Vollautomatik; - ABS		03.0137-9081.2 669081	
1.6 i.e. (159.AJ)	66	06/94→08/96	➔	Schaltgetriebe; - ABS		03.0137-9088.2 669088	BDX
1.6 i.e. (159.AS, 159.AT)	55	06/92→08/96	➔	→ 05/93→; Vollautomatik; - ABS		03.0137-9081.2 669081	
			➔	→ 04/93; Vollautomatik; - ABS		03.0137-9081.2 669081	
			➔	→ 04/93; Schaltgetriebe; - ABS		03.0137-9088.2 669088	BDX
			➔	→ 05/93→; Schaltgetriebe; - ABS		03.0137-9088.2 669088	BDX
1.8 i.e. (159.AN)	77	03/92→08/96	➔	→ 05/93→; - ABS		03.0137-9081.2 669081	
1.8 i.e. (159.AN)	81	03/90→08/96					
1.9 TD (159.AQ)	59	07/92→08/96					

	kw			 	! #		
<b>FIAT - TEMPRA (159_) 03/90→12/98</b>							
<b>Zubehörsatz, Bremsbacken</b>							
1.9 TD (159.CU, 159.AU, 159.AI, 159.BI)	66	05/90→08/96	➡	→ 04/93; - ABS		03.0137-9081.2 669081	
1.8 i.e. (159.AV)	76	09/93→08/96	➡	- ABS		03.0137-9081.2 669081	
1.8 i.e. (159.AZ)	66	09/93→08/96					
1.8 i.e. (159.BY)	74	10/94→08/96					
1.9 D (159.AG)	48	07/91→08/96	➡	05/93→; - ABS		03.0137-9088.2 669088	BDX
<b> Bremstrommel</b>							
1.4 i.e. (159.AC, 159.AX)	51	04/90→08/96	➡	→ 04/93; Schaltgetriebe; - ABS		24.0218-0011.1 480006	Ø 180,0 x 40 / 181,4
1.4 i.e. (159.AC)	57	03/91→08/96	➡	05/93→; - ABS		24.0218-0011.1 480006	Ø 180,0 x 40 / 181,4
			➡	→ 04/93; Vollautomatik; - ABS		24.0222-8018.1 480078	Ø 228,0 x 48 / 230
1.6 (159.AD)	63	03/90→08/96	➡	→ 04/93; Schaltgetriebe; - ABS		24.0218-0011.1 480006	Ø 180,0 x 40 / 181,4
			➡	→ 04/93; Vollautomatik; - ABS		24.0222-8018.1 480078	Ø 228,0 x 48 / 230
1.6 i.e. (159.AJ)	63	06/94→08/96	➡	Schaltgetriebe; - ABS		24.0218-0011.1 480006	Ø 180,0 x 40 / 181,4
1.6 i.e. (159.AJ)	66	06/94→08/96	➡	Vollautomatik; - ABS		24.0222-8018.1 480078	Ø 228,0 x 48 / 230
1.6 i.e. (159.AS, 159.AT)	55	06/92→08/96	➡	05/93→; Schaltgetriebe; - ABS		24.0218-0011.1 480006	Ø 180,0 x 40 / 181,4
			➡	→ 04/93; Schaltgetriebe; - ABS		24.0218-0011.1 480006	Ø 180,0 x 40 / 181,4
			➡	05/93→; Vollautomatik; - ABS		24.0222-8018.1 480078	Ø 228,0 x 48 / 230
			➡	→ 04/93; Vollautomatik; - ABS		24.0222-8018.1 480078	Ø 228,0 x 48 / 230
1.8 i.e. (159.AN)	77	03/92→08/96	➡	05/93→; - ABS		24.0222-8018.1 480078	Ø 228,0 x 48 / 230
1.8 i.e. (159.AN)	81	03/90→08/96					
1.9 TD (159.AQ)	59	07/92→08/96	➡	→ 04/93; - ABS		24.0222-8018.1 480078	Ø 228,0 x 48 / 230
1.9 TD (159.CU, 159.AU, 159.AI, 159.BI)	66	05/90→08/96					
1.8 i.e. (159.AV)	76	09/93→08/96	➡	- ABS		24.0222-8018.1 480078	Ø 228,0 x 48 / 230
1.8 i.e. (159.AZ)	66	09/93→08/96					
1.8 i.e. (159.BY)	74	10/94→08/96					
1.9 D (159.AG)	48	07/91→08/96	➡	05/93→; - ABS		24.0218-0011.1 480006	Ø 180,0 x 40 / 181,4
<b> Bremsbackensatz</b>							
1.4 i.e. (159.AC, 159.AX)	51	04/90→08/96	➡	→ 04/93; Schaltgetriebe; - ABS		03.0137-0207.2 650207	BDX Ø 180 x 32 + HEB
1.4 i.e. (159.AC)	57	03/91→08/96	➡	05/93→; - ABS		03.0137-0207.2 650207	BDX Ø 180 x 32 + HEB
			➡	→ 04/93; Vollautomatik; - ABS		03.0420-4322.3 684322	BDX Ø 180 x 32 Ø 22,2 + RZ / + Zub Kit
			➡	→ 04/93; Vollautomatik; - ABS		03.0137-0208.2 650208	Ø 228 x 42 + HEB
1.6 (159.AD)	63	03/90→08/96	➡	→ 04/93; Schaltgetriebe; - ABS		03.0137-0207.2 650207	BDX Ø 180 x 32 + HEB
			➡	→ 04/93; Vollautomatik; - ABS		03.0137-0208.2 650208	Ø 228 x 42 + HEB
1.6 i.e. (159.AJ)	63	06/94→08/96	➡	Schaltgetriebe; - ABS		03.0137-0207.2 650207	BDX Ø 180 x 32 + HEB
1.6 i.e. (159.AJ)	66	06/94→08/96	➡	Vollautomatik; - ABS		03.0420-4322.3 684322	BDX Ø 180 x 32 Ø 22,2 + RZ / + Zub Kit
			➡	Vollautomatik; - ABS		03.0137-0208.2 650208	Ø 228 x 42 + HEB
			➡	Vollautomatik; - ABS		03.0420-4520.3 684520	Ø 228 x 42 Ø 20,64 + RZ / + Zub Kit
1.6 i.e. (159.AS, 159.AT)	55	06/92→08/96	➡	05/93→; Schaltgetriebe; - ABS		03.0137-0207.2 650207	BDX Ø 180 x 32 + HEB
			➡	→ 04/93; Schaltgetriebe; - ABS		03.0420-4322.3 684322	BDX Ø 180 x 32 Ø 22,2 + RZ / + Zub Kit
			➡	→ 04/93; Schaltgetriebe; - ABS		03.0137-0207.2 650207	BDX Ø 180 x 32 + HEB
			➡	→ 04/93; Vollautomatik; - ABS		03.0137-0208.2 650208	Ø 228 x 42 + HEB
			➡	05/93→; Vollautomatik; - ABS		03.0137-0208.2 650208	Ø 228 x 42 + HEB
			➡	05/93→; Vollautomatik; - ABS		03.0420-4520.3 684520	Ø 228 x 42 Ø 20,64 + RZ / + Zub Kit
1.8 i.e. (159.AN)	77	03/92→08/96	➡	→ 04/93; - ABS		03.0137-0208.2 650208	Ø 228 x 42 + HEB
1.8 i.e. (159.AN)	81	03/90→08/96					
1.9 TD (159.AQ)	59	07/92→08/96	➡	05/93→; - ABS		03.0137-0208.2 650208	Ø 228 x 42 + HEB
1.9 TD (159.CU, 159.AU, 159.AI, 159.BI)	66	05/90→08/96					
1.8 i.e. (159.AV)	76	09/93→08/96	➡	- ABS		03.0137-0208.2 650208	Ø 228 x 42 + HEB
1.8 i.e. (159.AZ)	66	09/93→08/96					
1.8 i.e. (159.BY)	74	10/94→08/96					
1.9 D (159.AG)	48	07/91→08/96	➡	05/93→; - ABS		03.0137-0207.2 650207	BDX Ø 180 x 32 + HEB
			➡	05/93→; - ABS		03.0420-4322.3 684322	BDX Ø 180 x 32 Ø 22,2 + RZ / + Zub Kit
<b> Seilzug, Feststellbremse</b>							
1.4 i.e. (159.AC, 159.AX)	51	04/90→08/96	➡	☐; → 04/93; + ABS; Scheibenbremse		24.3727-0006.2 580006	L= 1.460
↓							








	kw			 	! #		
<b>FIAT - TEMPRA (159_) 03/90→12/98</b>							
 <b>Seilzug, Feststellbremse</b>							
1.4 i.e. (159.AC)	57	03/91→08/96	➡	<input type="checkbox"/> ; 05/93→; + ABS; Scheibenbremse	24.3727-0006.2	580006	L= 1.460
			➡	<input type="checkbox"/> ; 05/93→; - ABS; Trommelbremse	24.3727-0510.2	580510	L= 1.375
			➡	<input type="checkbox"/> ; → 04/93; Schaltgetriebe; - ABS; Trommelbremse	24.3727-0510.2	580510	L= 1.375
			➡	<input type="checkbox"/> ; 05/93→; - ABS; Trommelbremse	24.3727-0511.2	580511	L= 1.415
			➡	<input type="checkbox"/> ; → 04/93; Schaltgetriebe; - ABS; Trommelbremse	24.3727-0511.2	580511	L= 1.415
			➡	<input type="checkbox"/> ; → 04/93; + ABS; Scheibenbremse	24.3727-0521.2	580521	L= 1.517
			➡	<input type="checkbox"/> ; 05/93→; + ABS; Scheibenbremse	24.3727-0521.2	580521	L= 1.517
1.6 (159.AD)	63	03/90→08/96	➡	<input type="checkbox"/> ; → 04/93; + ABS; Scheibenbremse	24.3727-0006.2	580006	L= 1.460
			➡	<input type="checkbox"/> ; → 04/93; Schaltgetriebe; - ABS; Trommelbremse	24.3727-0510.2	580510	L= 1.375
			➡	<input type="checkbox"/> ; → 04/93; Schaltgetriebe; - ABS; Trommelbremse	24.3727-0511.2	580511	L= 1.415
			➡	<input type="checkbox"/> ; → 04/93; + ABS; Scheibenbremse	24.3727-0521.2	580521	L= 1.517
1.6 i.e. (159.AJ) 1.6 i.e. (159.AJ)	63 66	06/94→08/96 06/94→08/96	➡	<input type="checkbox"/> ; + ABS; Scheibenbremse	24.3727-0006.2	580006	L= 1.460
			➡	<input type="checkbox"/> ; Schaltgetriebe; - ABS; Trommelbremse	24.3727-0510.2	580510	L= 1.375
			➡	<input type="checkbox"/> ; Schaltgetriebe; - ABS; Trommelbremse	24.3727-0511.2	580511	L= 1.415
			➡	<input type="checkbox"/> ; + ABS; Scheibenbremse	24.3727-0521.2	580521	L= 1.517
1.6 i.e. (159.AS, 159.AT)	55	06/92→08/96	➡	<input type="checkbox"/> ; → 04/93; + ABS; Scheibenbremse	24.3727-0006.2	580006	L= 1.460
			➡	<input type="checkbox"/> ; 05/93→; + ABS; Scheibenbremse	24.3727-0006.2	580006	L= 1.460
			➡	<input type="checkbox"/> ; → 04/93; Schaltgetriebe; - ABS; Trommelbremse	24.3727-0510.2	580510	L= 1.375
			➡	<input type="checkbox"/> ; 05/93→; Schaltgetriebe; - ABS; Trommelbremse	24.3727-0510.2	580510	L= 1.375
			➡	<input type="checkbox"/> ; → 04/93; Schaltgetriebe; - ABS; Trommelbremse	24.3727-0511.2	580511	L= 1.415
			➡	<input type="checkbox"/> ; 05/93→; Schaltgetriebe; - ABS; Trommelbremse	24.3727-0511.2	580511	L= 1.415
			➡	<input type="checkbox"/> ; → 04/93; + ABS; Scheibenbremse	24.3727-0521.2	580521	L= 1.517
			➡	<input type="checkbox"/> ; 05/93→; + ABS; Scheibenbremse	24.3727-0521.2	580521	L= 1.517
1.8 i.e. (159.AN) 1.8 i.e. (159.AN) 1.9 TD (159.AQ) 1.9 TD (159.CU, 159.AU, 159.AI, 159.BI)	77 81 59 66	03/92→08/96 03/90→08/96 07/92→08/96 05/90→08/96	➡	<input type="checkbox"/> ; → 04/93; + ABS; Scheibenbremse	24.3727-0006.2	580006	L= 1.460
			➡	<input type="checkbox"/> ; 05/93→; + ABS; Scheibenbremse	24.3727-0006.2	580006	L= 1.460
			➡	<input type="checkbox"/> ; → 04/93; + ABS; Scheibenbremse	24.3727-0521.2	580521	L= 1.517
			➡	<input type="checkbox"/> ; 05/93→; + ABS; Scheibenbremse	24.3727-0521.2	580521	L= 1.517
1.8 i.e. (159.AV) 1.8 i.e. (159.AZ) 1.8 i.e. (159.BY)	76 66 74	09/93→08/96 09/93→08/96 10/94→08/96	➡	<input type="checkbox"/> ; + ABS; Scheibenbremse	24.3727-0006.2	580006	L= 1.460
			➡	<input type="checkbox"/> ; + ABS; Scheibenbremse	24.3727-0521.2	580521	L= 1.517
1.9 D (159.AG)	48	07/91→08/96	➡	<input type="checkbox"/> ; 05/93→; + ABS; Scheibenbremse	24.3727-0006.2	580006	L= 1.460
			➡	<input type="checkbox"/> ; 05/93→; + ABS; Scheibenbremse	24.3727-0521.2	580521	L= 1.517
2.0	81	05/94→12/98	➡	<input type="checkbox"/> ; → 09/96; Scheibenbremse	24.3727-0006.2	580006	L= 1.460
			➡	<input type="checkbox"/> ; → 09/96; Scheibenbremse	24.3727-0521.2	580521	L= 1.517
2.0 i.e. (159.AP)	83	10/90→08/96	➡	<input type="checkbox"/> ; → 04/93; Scheibenbremse	24.3727-0006.2	580006	L= 1.460
			➡	<input type="checkbox"/> ; 05/93→; Scheibenbremse	24.3727-0006.2	580006	L= 1.460
			➡	<input type="checkbox"/> ; 05/93→; Scheibenbremse	24.3727-0521.2	580521	L= 1.517
			➡	<input type="checkbox"/> ; → 04/93; Scheibenbremse	24.3727-0521.2	580521	L= 1.517
<b>FIAT - TEMPRA S.W. (159_) 03/90→08/97</b>							
 <b>Radbremszylinder</b>							
1.4 i.e. (159.AC, 159.AX) 1.4 i.e. (159.AC) 1.9 D (159.AG)	51 57 48	10/92→08/96 03/91→08/96 07/91→08/96	➡	05/93→; - ABS	24.3222-1701.3	020376	Ø 22,2 GG
1.6 i.e. (159.AE) 1.6 i.e. (159.AS, 159.AT)	57 55	10/90→08/96 10/92→08/96	➡	05/93→; Vollautomatik; - ABS	24.3220-1116.3	020313	Ø 20,64 GG
			➡	05/93→; Schaltgetriebe; - ABS	24.3222-1701.3	020376	Ø 22,2 GG
1.6 i.e. (159.AJ)	66	06/94→08/96	➡	Vollautomatik; - ABS	24.3220-1116.3	020313	Ø 20,64 GG
			➡	Schaltgetriebe; - ABS	24.3222-1701.3	020376	Ø 22,2 GG
1.8 i.e. (159.AN) 1.9 TD (159.AI, 159.BI, 159.CU, 159.AU)	81 66	03/90→08/96 07/91→02/95	➡	05/93→; - ABS	24.3220-1116.3	020313	Ø 20,64 GG
↓							













	kw					! #		
<b>FIAT - TEMPRA S.W. (159_) 03/90→08/97</b>								
 <b>Radbremszylinder</b>								
1.8 i.e. (159.AV)	76	09/93→08/96	➡	- ABS		24.3220-1116.3	020313	Ø 20,64 GG
1.8 i.e. (159.AZ)	66	09/93→08/96						
1.8 i.e. (159.BY)	74	10/94→08/96						
<b>Zubehörsatz, Bremsbacken</b>								
1.4 i.e. (159.AC, 159.AX)	51	10/92→08/96	➡	05/93→; - ABS		03.0137-9081.2	669081	
1.4 i.e. (159.AC)	57	03/91→08/96						
1.6 i.e. (159.AE)	57	10/90→08/96	➡	→ 04/93; - ABS		03.0137-9081.2	669081	
1.6 i.e. (159.AS, 159.AT)	55	10/92→08/96						
1.8 i.e. (159.AN)	81	03/90→08/96						
1.9 D (159.AG)	48	07/91→08/96						
1.9 TD (159.AI, 159.BI, 159.CU, 159.AU)	66	07/91→02/95						
1.6 i.e. (159.AJ)	66	06/94→08/96	➡	- ABS		03.0137-9081.2	669081	
1.8 i.e. (159.AV)	76	09/93→08/96						
1.8 i.e. (159.AZ)	66	09/93→08/96						
1.8 i.e. (159.BY)	74	10/94→08/96						
 <b>Bremstrommel</b>								
1.4 i.e. (159.AC, 159.AX)	51	10/92→08/96	➡	05/93→; - ABS		24.0222-8018.1	480078	Ø 228,0 x 48 / 230
1.4 i.e. (159.AC)	57	03/91→08/96						
1.6 i.e. (159.AE)	57	10/90→08/96	➡	→ 04/93; - ABS		24.0222-8018.1	480078	Ø 228,0 x 48 / 230
1.6 i.e. (159.AS, 159.AT)	55	10/92→08/96						
1.8 i.e. (159.AN)	81	03/90→08/96						
1.9 D (159.AG)	48	07/91→08/96						
1.9 TD (159.AI, 159.BI, 159.CU, 159.AU)	66	07/91→02/95						
1.6 i.e. (159.AJ)	66	06/94→08/96	➡	- ABS		24.0222-8018.1	480078	Ø 228,0 x 48 / 230
1.8 i.e. (159.AV)	76	09/93→08/96						
1.8 i.e. (159.AZ)	66	09/93→08/96						
1.8 i.e. (159.BY)	74	10/94→08/96						
 <b>Bremsbackensatz</b>								
1.4 i.e. (159.AC, 159.AX)	51	10/92→08/96	➡	05/93→; - ABS		03.0137-0208.2	650208	Ø 228 x 42 + HEB
1.4 i.e. (159.AC)	57	03/91→08/96						
1.6 i.e. (159.AE)	57	10/90→08/96	➡	→ 04/93; - ABS		03.0137-0208.2	650208	Ø 228 x 42 + HEB
1.6 i.e. (159.AS, 159.AT)	55	10/92→08/96						
1.9 D (159.AG)	48	07/91→08/96						
1.6 i.e. (159.AJ)	66	06/94→08/96	➡	- ABS		03.0137-0208.2	650208	Ø 228 x 42 + HEB
1.8 i.e. (159.AN)	81	03/90→08/96	➡	05/93→; - ABS		03.0137-0208.2	650208	Ø 228 x 42 + HEB
1.9 TD (159.AI, 159.BI, 159.CU, 159.AU)	66	07/91→02/95				03.0420-4520.3	684520	Ø 228 x 42 Ø 20,64 + RZ / + Zub Kit
			➡	→ 04/93; - ABS		03.0137-0208.2	650208	Ø 228 x 42 + HEB
1.8 i.e. (159.AV)	76	09/93→08/96	➡	- ABS		03.0137-0208.2	650208	Ø 228 x 42 + HEB
1.8 i.e. (159.AZ)	66	09/93→08/96				03.0420-4520.3	684520	Ø 228 x 42 Ø 20,64 + RZ / + Zub Kit
1.8 i.e. (159.BY)	74	10/94→08/96						
 <b>Seilzug, Feststellbremse</b>								
1.4 i.e. (159.AC, 159.AX)	51	10/92→08/96	➡	☐; 05/93→; + ABS; Scheibenbremse		24.3727-0006.2	580006	L= 1.460
1.4 i.e. (159.AC)	57	03/91→08/96						
1.6 i.e. (159.AE)	57	10/90→08/96	➡	☐; → 04/93; + ABS; Scheibenbremse		24.3727-0006.2	580006	L= 1.460
1.6 i.e. (159.AS, 159.AT)	55	10/92→08/96	➡	☐; → 04/93; + ABS; Scheibenbremse		24.3727-0521.2	580521	L= 1.517
1.8 i.e. (159.AN)	81	03/90→08/96						
1.9 D (159.AG)	48	07/91→08/96	➡	☐; 05/93→; + ABS; Scheibenbremse		24.3727-0521.2	580521	L= 1.517
1.9 TD (159.AI, 159.BI, 159.CU, 159.AU)	66	07/91→02/95						
1.6 i.e. (159.AJ)	66	06/94→08/96	➡	☐; + ABS; Scheibenbremse		24.3727-0006.2	580006	L= 1.460
1.8 i.e. (159.AV)	76	09/93→08/96						
1.8 i.e. (159.AZ)	66	09/93→08/96	➡	☐; + ABS; Scheibenbremse		24.3727-0521.2	580521	L= 1.517
1.8 i.e. (159.BY)	74	10/94→08/96						
2.0	81	03/95→12/96	➡	☐; → 09/96; Scheibenbremse		24.3727-0006.2	580006	L= 1.460
			➡	☐; → 09/96; Scheibenbremse		24.3727-0521.2	580521	L= 1.517
2.0 i.e. (159.AP)	83	01/91→03/95	➡	☐; → 04/93; Scheibenbremse		24.3727-0006.2	580006	L= 1.460
			➡	☐; 05/93→; Scheibenbremse		24.3727-0006.2	580006	L= 1.460
			➡	☐; 05/93→; Scheibenbremse		24.3727-0521.2	580521	L= 1.517
			➡	☐; → 04/93; Scheibenbremse		24.3727-0521.2	580521	L= 1.517
<b>FIAT - TIPO (160_) 07/87→10/97</b>								
 <b>Radbremszylinder</b>								
1.4 i.e.	57	05/89→04/95	➡	→ 04/93; Schaltgetriebe; - ABS		24.3215-1102.3	020156	BDX Ø 15,87 GG
			➡	→ 04/93; Vollautomatik; - ABS		24.3219-1102.3	020190	BDX Ø 19,05 GG
↓								

	kw				! #		
<b>FIAT - TIPO (160_) 07/87→10/97</b>							
<b> Radbremszylinder</b>							
1.4 i.e. (160.AP, 160.AD, 160.EA)	51	05/89→04/95	➡	→ 04/93; Schaltgetriebe; - ABS		24.3215-1102.3 020156	BDX Ø 15,87 GG
			➡	→ 04/93; Vollautomatik; - ABS		24.3219-1102.3 020190	BDX Ø 19,05 GG
			➡	05/93→; - ABS		24.3222-1701.3 020376	Ø 22,2 GG
1.6	56	03/93→10/95	➡	05/93→ 09/95; Vollautomatik; - ABS		24.3220-1116.3 020313	Ø 20,64 GG
			➡	05/93→ 09/95; Schaltgetriebe; - ABS		24.3222-1701.3 020376	Ø 22,2 GG
1.6 i.e. (160.A1, 160.EC, 160.EB)	55	10/92→04/95	➡	05/93→; Vollautomatik; - ABS		24.3220-1116.3 020313	Ø 20,64 GG
			➡	05/93→; Schaltgetriebe; - ABS		24.3222-1701.3 020376	Ø 22,2 GG
1.7 D (160.AG)	45	01/88→10/95	➡	→ 04/93; - ABS		24.3219-1102.3 020190	BDX Ø 19,05 GG
			➡	05/93→ 09/95; - ABS		24.3222-1701.3 020376	Ø 22,2 GG
1.8 i.e. 1.8 i.e. (160.ED) 1.9 TD (160.EL, 160.GL, 160.AQ, 160.EI, 160.AR)	71 76 66	03/93→04/95 04/93→04/95 09/90→04/95	➡	05/93→; - ABS		24.3220-1116.3 020313	Ø 20,64 GG
1.8 i.e.	66	09/93→04/95	➡	- ABS		24.3220-1116.3 020313	Ø 20,64 GG
1.8 i.e. (160.EQ, 160.AM)	74	10/94→10/95	➡	→ 09/95; - ABS		24.3220-1116.3 020313	Ø 20,64 GG
1.9 D	48	07/91→08/95	➡	→ 04/93; - ABS		24.3219-1102.3 020190	BDX Ø 19,05 GG
			➡	05/93→; - ABS		24.3222-1701.3 020376	Ø 22,2 GG
<b>Zubehörsatz, Bremsbacken</b>							
1.4 i.e.	57	05/89→04/95	➡	→ 04/93; - ABS		03.0137-9088.2 669088	BDX
1.4 i.e. (160.AP, 160.AD, 160.EA) 1.9 D	51 48	05/89→04/95 07/91→08/95	➡	→ 04/93; - ABS		03.0137-9088.2 669088	BDX
			➡	05/93→; - ABS		03.0137-9088.2 669088	BDX
1.6	56	03/93→10/95	➡	05/93→ 09/95; Vollautomatik; - ABS		03.0137-9081.2 669081	
			➡	05/93→ 09/95; Schaltgetriebe; - ABS		03.0137-9088.2 669088	BDX
1.6 i.e. (160.A1, 160.EC, 160.EB)	55	10/92→04/95	➡	05/93→; Vollautomatik; - ABS		03.0137-9081.2 669081	
			➡	05/93→; Schaltgetriebe; - ABS		03.0137-9088.2 669088	BDX
1.6 SX DGT	66	05/89→10/95	➡	→ 12/91; - ABS		03.0137-9081.2 669081	
1.7 D (160.AG)	45	01/88→10/95	➡	05/93→ 09/95; - ABS		03.0137-9088.2 669088	BDX
			➡	→ 04/93; - ABS		03.0137-9088.2 669088	BDX
1.8 i.e. 1.8 i.e. (160.ED)	71 76	03/93→04/95 04/93→04/95	➡	05/93→; - ABS		03.0137-9081.2 669081	
1.8 i.e.	66	09/93→04/95	➡	- ABS		03.0137-9081.2 669081	
1.8 i.e. (160.EQ, 160.AM)	74	10/94→10/95	➡	→ 09/95; - ABS		03.0137-9081.2 669081	
1.9 TD (160.EL, 160.GL, 160.AQ, 160.EI, 160.AR)	66	09/90→04/95	➡	→ 04/93; - ABS		03.0137-9081.2 669081	
			➡	05/93→; - ABS		03.0137-9081.2 669081	
<b> Bremstrommel</b>							
1.4 i.e.	57	05/89→04/95	➡	→ 04/93; - ABS		24.0218-0011.1 480006	Ø 180,0 x 40 / 181,4
1.4 i.e. (160.AP, 160.AD, 160.EA) 1.9 D	51 48	05/89→04/95 07/91→08/95	➡	→ 04/93; - ABS		24.0218-0011.1 480006	Ø 180,0 x 40 / 181,4
			➡	05/93→; - ABS		24.0218-0011.1 480006	Ø 180,0 x 40 / 181,4
1.6	56	03/93→10/95	➡	05/93→ 09/95; Schaltgetriebe; - ABS		24.0218-0011.1 480006	Ø 180,0 x 40 / 181,4
			➡	05/93→ 09/95; Vollautomatik; - ABS		24.0222-8018.1 480078	Ø 228,0 x 48 / 230
1.6 i.e. (160.A1, 160.EC, 160.EB)	55	10/92→04/95	➡	05/93→; Schaltgetriebe; - ABS		24.0218-0011.1 480006	Ø 180,0 x 40 / 181,4
			➡	05/93→; Vollautomatik; - ABS		24.0222-8018.1 480078	Ø 228,0 x 48 / 230
1.6 SX DGT	66	05/89→10/95	➡	→ 12/91; - ABS		24.0222-8018.1 480078	Ø 228,0 x 48 / 230
1.7 D (160.AG)	45	01/88→10/95	➡	05/93→ 09/95; - ABS		24.0218-0011.1 480006	Ø 180,0 x 40 / 181,4
			➡	→ 04/93; - ABS		24.0218-0011.1 480006	Ø 180,0 x 40 / 181,4
1.8 i.e. 1.8 i.e. (160.ED)	71 76	03/93→04/95 04/93→04/95	➡	05/93→; - ABS		24.0222-8018.1 480078	Ø 228,0 x 48 / 230
1.8 i.e.	66	09/93→04/95	➡	- ABS		24.0222-8018.1 480078	Ø 228,0 x 48 / 230
1.8 i.e. (160.EQ, 160.AM)	74	10/94→10/95	➡	→ 09/95; - ABS		24.0222-8018.1 480078	Ø 228,0 x 48 / 230
1.9 TD (160.EL, 160.GL, 160.AQ, 160.EI, 160.AR)	66	09/90→04/95	➡	05/93→; - ABS		24.0222-8018.1 480078	Ø 228,0 x 48 / 230
			➡	→ 04/93; - ABS		24.0222-8018.1 480078	Ø 228,0 x 48 / 230
<b> Bremsbackensatz</b>							
1.4 i.e.	57	05/89→04/95	➡	→ 04/93; - ABS		03.0137-0207.2 650207	BDX Ø 180 x 32 + HEB
↓							











	kw			 	! #				
<b>FIAT - TIPO (160_) 07/87→10/97</b>									
<b>Bremsbackensatz</b>									
1.4 i.e. (160.AP, 160.AD, 160.EA) 1.9 D	51	05/89→04/95	➡	→ 04/93; - ABS		<b>03.0137-0207.2 650207</b>	BDX Ø 180 x 32 + HEB		
	48		07/91→08/95	➡	05/93→; - ABS		<b>03.0137-0207.2 650207</b> <b>03.0420-4322.3 684322</b>	BDX Ø 180 x 32 + HEB BDX Ø 180 x 32 Ø 22,2 + RZ / + Zub Kit	
1.6	56	03/93→10/95	➡	05/93→ 09/95; Schaltgetriebe; - ABS		<b>03.0137-0207.2 650207</b> <b>03.0420-4322.3 684322</b>	BDX Ø 180 x 32 + HEB BDX Ø 180 x 32 Ø 22,2 + RZ / + Zub Kit		
			➡	05/93→ 09/95; Vollautomatik; - ABS		<b>03.0137-0208.2 650208</b> <b>03.0420-4520.3 684520</b>	Ø 228 x 42 + HEB Ø 228 x 42 Ø 20,64 + RZ / + Zub Kit		
1.6 i.e. (160.A1, 160.EC, 160.EB)	55	10/92→04/95	➡	05/93→; Schaltgetriebe; - ABS		<b>03.0137-0207.2 650207</b> <b>03.0420-4322.3 684322</b>	BDX Ø 180 x 32 + HEB BDX Ø 180 x 32 Ø 22,2 + RZ / + Zub Kit		
			➡	05/93→; Vollautomatik; - ABS		<b>03.0137-0208.2 650208</b> <b>03.0420-4520.3 684520</b>	Ø 228 x 42 + HEB Ø 228 x 42 Ø 20,64 + RZ / + Zub Kit		
1.6 SX DGT	66	05/89→10/95	➡	→ 12/91; - ABS		<b>03.0137-0208.2 650208</b>	Ø 228 x 42 + HEB		
1.7 D (160.AG)	45	01/88→10/95	➡	05/93→ 09/95; - ABS		<b>03.0137-0207.2 650207</b> <b>03.0420-4322.3 684322</b>	BDX Ø 180 x 32 + HEB BDX Ø 180 x 32 Ø 22,2 + RZ / + Zub Kit		
			➡	→ 04/93; - ABS		<b>03.0137-0207.2 650207</b>	BDX Ø 180 x 32 + HEB		
1.8 i.e. 1.8 i.e. (160.ED)	71	03/93→04/95 04/93→04/95	➡	05/93→; - ABS		<b>03.0137-0208.2 650208</b> <b>03.0420-4520.3 684520</b>	Ø 228 x 42 + HEB Ø 228 x 42 Ø 20,64 + RZ / + Zub Kit		
	76								
1.8 i.e.	66	09/93→04/95	➡	- ABS		<b>03.0137-0208.2 650208</b> <b>03.0420-4520.3 684520</b>	Ø 228 x 42 + HEB Ø 228 x 42 Ø 20,64 + RZ / + Zub Kit		
1.8 i.e. (160.EQ, 160.AM)	74	10/94→10/95	➡	→ 09/95; - ABS		<b>03.0137-0208.2 650208</b> <b>03.0420-4520.3 684520</b>	Ø 228 x 42 + HEB Ø 228 x 42 Ø 20,64 + RZ / + Zub Kit		
1.9 TD (160.EL, 160.GL, 160.AQ, 160.EI, 160.AR)	66	09/90→04/95	➡	05/93→; - ABS		<b>03.0137-0208.2 650208</b> <b>03.0420-4520.3 684520</b>	Ø 228 x 42 + HEB Ø 228 x 42 Ø 20,64 + RZ / + Zub Kit		
			➡	→ 04/93; - ABS		<b>03.0137-0208.2 650208</b>	Ø 228 x 42 + HEB		
<b>Seilzug, Feststellbremse</b>									
1.4 i.e.	57	05/89→04/95	➡	☐; → 04/93; + ABS; Scheibenbremse		<b>24.3727-0006.2 580006</b>	L= 1.460		
			➡	☐; → 04/93; - ABS; Trommelbremse		<b>24.3727-0510.2 580510</b>	L= 1.375		
			➡	☐; → 04/93; - ABS; Trommelbremse		<b>24.3727-0511.2 580511</b>	L= 1.415		
			➡	☐; → 04/93; + ABS; Scheibenbremse		<b>24.3727-0521.2 580521</b>	L= 1.517		
1.4 i.e. (160.AP, 160.AD, 160.EA) 1.9 D	51	05/89→04/95	➡	☐; 05/93→; + ABS; Scheibenbremse		<b>24.3727-0006.2 580006</b>	L= 1.460		
			48	07/91→08/95	➡	☐; → 04/93; + ABS; Scheibenbremse		<b>24.3727-0006.2 580006</b>	L= 1.460
					➡	☐; → 04/93; - ABS; Trommelbremse		<b>24.3727-0510.2 580510</b>	L= 1.375
					➡	☐; 05/93→; - ABS; Trommelbremse		<b>24.3727-0510.2 580510</b>	L= 1.375
	➡	☐; 05/93→; - ABS; Trommelbremse				<b>24.3727-0511.2 580511</b>	L= 1.415		
	➡	☐; → 04/93; - ABS; Trommelbremse		<b>24.3727-0511.2 580511</b>	L= 1.415				
	➡	☐; → 04/93; + ABS; Scheibenbremse		<b>24.3727-0521.2 580521</b>	L= 1.517				
	➡	☐; 05/93→; + ABS; Scheibenbremse		<b>24.3727-0521.2 580521</b>	L= 1.517				
1.6	56	03/93→10/95	➡	☐; 05/93→ 09/95; + ABS; Scheibenbremse		<b>24.3727-0006.2 580006</b>	L= 1.460		
			➡	☐; 05/93→ 09/95; Schaltgetriebe; - ABS; Trommelbremse		<b>24.3727-0510.2 580510</b>	L= 1.375		
			➡	☐; 05/93→ 09/95; Schaltgetriebe; - ABS; Trommelbremse		<b>24.3727-0511.2 580511</b>	L= 1.415		
			➡	☐; 05/93→ 09/95; + ABS; Scheibenbremse		<b>24.3727-0521.2 580521</b>	L= 1.517		
1.6 i.e. (160.A1, 160.EC, 160.EB)	55	10/92→04/95	➡	☐; 05/93→; + ABS; Scheibenbremse		<b>24.3727-0006.2 580006</b>	L= 1.460		
			➡	☐; 05/93→; Schaltgetriebe; - ABS; Trommelbremse		<b>24.3727-0510.2 580510</b>	L= 1.375		
			➡	☐; 05/93→; Schaltgetriebe; - ABS; Trommelbremse		<b>24.3727-0511.2 580511</b>	L= 1.415		
			➡	☐; 05/93→; + ABS; Scheibenbremse		<b>24.3727-0521.2 580521</b>	L= 1.517		
1.6 SX DGT	66	05/89→10/95	➡	☐; → 12/91; + ABS; Scheibenbremse		<b>24.3727-0006.2 580006</b>	L= 1.460		



























	kw			 	! #		
<b>FIAT - TIPO (160_) 07/87→10/97</b>							
<b>Seilzug, Feststellbremse</b>							
1.6 SX DGT	66	05/89→10/95	➔	<input type="checkbox"/> ; → 12/91; + ABS; Scheibenbremse		24.3727-0521.2 580521	L= 1.517
1.7 D (160.AG)	45	01/88→10/95	➔	<input type="checkbox"/> ; 05/93→ 09/95; + ABS; Scheibenbremse		24.3727-0006.2 580006	L= 1.460
			➔	<input type="checkbox"/> ; → 04/93; + ABS; Scheibenbremse		24.3727-0006.2 580006	L= 1.460
			➔	<input type="checkbox"/> ; 05/93→ 09/95; - ABS; Trommelbremse		24.3727-0510.2 580510	L= 1.375
			➔	<input type="checkbox"/> ; → 04/93; - ABS; Trommelbremse		24.3727-0510.2 580510	L= 1.375
			➔	<input type="checkbox"/> ; → 04/93; - ABS; Trommelbremse		24.3727-0511.2 580511	L= 1.415
			➔	<input type="checkbox"/> ; 05/93→ 09/95; - ABS; Trommelbremse		24.3727-0511.2 580511	L= 1.415
			➔	<input type="checkbox"/> ; 05/93→ 09/95; + ABS; Scheibenbremse		24.3727-0521.2 580521	L= 1.517
			➔	<input type="checkbox"/> ; → 04/93; + ABS; Scheibenbremse		24.3727-0521.2 580521	L= 1.517
1.8 i.e	71	03/93→04/95	➔	<input type="checkbox"/> ; 05/93→; + ABS; Scheibenbremse		24.3727-0006.2 580006	L= 1.460
1.8 i.e. (160.ED)	76	04/93→04/95	➔	<input type="checkbox"/> ; 05/93→; + ABS; Scheibenbremse		24.3727-0521.2 580521	L= 1.517
1.8 i.e.	66	09/93→04/95	➔	<input type="checkbox"/> ; + ABS; Scheibenbremse		24.3727-0006.2 580006	L= 1.460
			➔	<input type="checkbox"/> ; + ABS; Scheibenbremse		24.3727-0521.2 580521	L= 1.517
1.8 i.e. (160.EQ, 160.AM)	74	10/94→10/95	➔	<input type="checkbox"/> ; → 09/95; + ABS; Scheibenbremse		24.3727-0006.2 580006	L= 1.460
			➔	<input type="checkbox"/> ; → 09/95; + ABS; Scheibenbremse		24.3727-0521.2 580521	L= 1.517
1.9 TD (160.EL, 160.GL, 160.AQ, 160.EI, 160.AR)	66	09/90→04/95	➔	<input type="checkbox"/> ; → 04/93; + ABS; Scheibenbremse		24.3727-0006.2 580006	L= 1.460
			➔	<input type="checkbox"/> ; 05/93→; + ABS; Scheibenbremse		24.3727-0006.2 580006	L= 1.460
			➔	<input type="checkbox"/> ; → 04/93; + ABS; Scheibenbremse		24.3727-0521.2 580521	L= 1.517
			➔	<input type="checkbox"/> ; 05/93→; + ABS; Scheibenbremse		24.3727-0521.2 580521	L= 1.517
2.0	104	03/93→04/95	➔	<input type="checkbox"/> ; 05/93→; Scheibenbremse		24.3727-0006.2 580006	L= 1.460
2.0 i.e. (160.AT, 160.AJ)	83	03/90→04/95	➔	<input type="checkbox"/> ; 05/93→; Scheibenbremse		24.3727-0521.2 580521	L= 1.517
2.0 i.e. 16V Sport (160.EF)	102	03/93→04/95	➔	<input type="checkbox"/> ; 05/93→; Scheibenbremse		24.3727-0521.2 580521	L= 1.517
2.0 16V (160.AV)	107	07/91→04/95	➔	<input type="checkbox"/> ; → 04/93; Scheibenbremse		24.3727-0006.2 580006	L= 1.460
			➔	<input type="checkbox"/> ; → 04/93; Scheibenbremse		24.3727-0521.2 580521	L= 1.517
<b>FIAT - TIPO Kombi (357_) 03/16→</b>							
<b>Zubehörsatz, Bremsbacken</b>							
1.3 D	70	03/16→	➔			03.0137-9309.2 669309	AP
1.4	70	03/16→					
1.4	88	03/16→					
1.4 LPG	88	05/16→					
1.6	81	07/16→					
1.6 D	84	09/16→					
1.6 D	88	03/16→					
<b>Bremsbackensatz</b>							
1.3 D	70	03/16→	➔			03.0137-0526.2 650526	AP Ø 229 x 43 + HEB
1.4	70	03/16→					
1.4	88	03/16→					
1.4 LPG	88	05/16→					
1.6	81	07/16→					
1.6 D	84	09/16→					
1.6 D	88	03/16→					
<b>FIAT - TIPO Schrägheck (357_) 03/16→</b>							
<b>Zubehörsatz, Bremsbacken</b>							
1.3 D	70	03/16→	➔			03.0137-9309.2 669309	AP
1.4	70	03/16→					
1.4	88	03/16→					
1.4 LPG	88	05/16→					
1.6	81	07/16→					
1.6 D	84	09/16→					
1.6 D	88	03/16→					
<b>Bremsbackensatz</b>							
1.3 D	70	03/16→	➔			03.0137-0526.2 650526	AP Ø 229 x 43 + HEB
1.4	70	03/16→					
1.4	88	03/16→					
1.4 LPG	88	05/16→					
1.6	81	07/16→					
1.6 D	84	09/16→					
1.6 D	88	03/16→					













	kw			 	! #		
<b>FIAT - TIPO Stufenheck (356_) 10/15→</b>							
<b>Zubehörsatz, Bremsbacken</b>							
1.3 D	70	10/15→	➔			03.0137-9309.2 669309	AP
1.4	70	10/15→					
1.4 LPG	88	05/16→					
1.6	81	10/15→					
1.6 D	84	09/16→					
1.6 D	88	10/15→					
<b> Bremsbackensatz</b>							
1.3 D	70	10/15→	➔			03.0137-0526.2 650526	AP Ø 229 x 43 + HEB
1.4	70	10/15→					
1.4 LPG	88	05/16→					
1.6	81	10/15→					
1.6 D	84	09/16→					
1.6 D	88	10/15→					
<b>FIAT - ULYSSE (179_) 08/02→06/11</b>							
<b> Seilzug, Feststellbremse</b>							
2.0	100	08/02→06/11	➔	☐; → 01/11; Scheibenbremse		24.3727-0847.2 580847	L= 1.068
2.2 JTD	120	03/08→06/11					
3.0	150	08/02→06/11	➔	☐; → 01/11; Scheibenbremse		24.3727-0848.2 580848	L= 2.360
2.0 D Multijet	88	05/06→06/11	➔	☒; → 01/11; Scheibenbremse	2	24.3727-0569.2 580569	L= 1.255
2.0 D Multijet	100	05/06→06/11					
2.2 D Multijet	125	03/08→06/11					
2.0 JTD	79	05/03→08/06	➔	☐; Scheibenbremse		24.3727-0847.2 580847	L= 1.068
2.0 JTD	80	08/02→08/06					
2.2 JTD	94	08/02→08/06	➔	☐; Scheibenbremse		24.3727-0848.2 580848	L= 2.360
<b>FIAT - ULYSSE (220_) 06/94→08/02</b>							
<b> Radbremszylinder</b>							
1.8 (220.BB5)	73	05/97→08/02	➔	→ 07/02; - ABS		24.3219-1704.3 020374	Ø 19,05 GG
1.9 TD (220AH5)	66	02/95→08/02					
2.0 (220.AC5)	89	06/94→08/02					
2.0 JTD	80	10/99→08/02					
1.9 TD	68	05/97→12/99	➔	- ABS		24.3219-1704.3 020374	Ø 19,05 GG
2.0 JTD 16V	80	05/99→08/02	➔	10/99→ 07/02; - ABS		24.3219-1704.3 020374	Ø 19,05 GG
2.1 TD	80	03/96→10/99	➔	06/96→; - ABS		24.3219-1704.3 020374	Ø 19,05 GG
<b>Zubehörsatz, Bremsbacken</b>							
1.8 (220.BB5)	73	05/97→08/02	➔	→ 07/02; - ABS		03.0137-9208.2 669208	
1.9 TD (220AH5)	66	02/95→08/02					
2.0 (220.AC5)	89	06/94→08/02					
2.0 JTD	80	10/99→08/02					
1.9 TD	68	05/97→12/99	➔	- ABS		03.0137-9208.2 669208	
2.0 JTD 16V	80	05/99→08/02	➔	10/99→ 07/02; - ABS		03.0137-9208.2 669208	
2.1 TD	80	03/96→10/99	➔	06/99→; - ABS		03.0137-9208.2 669208	
<b> Bremstrommel</b>							
1.8 (220.BB5)	73	05/97→08/02	➔	→ 07/02; - ABS		24.0225-5003.1 480066	Ø 255,0 x 67 / 256
1.9 TD (220AH5)	66	02/95→08/02					
2.0 (220.AC5)	89	06/94→08/02					
2.0 JTD	80	10/99→08/02					
1.9 TD	68	05/97→12/99	➔	- ABS		24.0225-5003.1 480066	Ø 255,0 x 67 / 256
2.0 JTD 16V	80	05/99→08/02	➔	10/99→ 07/02; - ABS		24.0225-5003.1 480066	Ø 255,0 x 67 / 256
2.1 TD	80	03/96→10/99	➔	06/96→; - ABS		24.0225-5003.1 480066	Ø 255,0 x 67 / 256
<b> Bremsbackensatz</b>							
1.8 (220.BB5)	73	05/97→08/02	➔	→ 07/02; - ABS		03.0137-0314.2 650314	Ø 255 x 61
1.9 TD (220AH5)	66	02/95→08/02				03.0520-2619.3 692619	BDX Ø 255 x 61 Ø 19,05 + RZ / + Zub TopKit
2.0 (220.AC5)	89	06/94→08/02					
2.0 JTD	80	10/99→08/02					
1.9 TD	68	05/97→12/99	➔	- ABS		03.0137-0314.2 650314	Ø 255 x 61
						03.0520-2619.3 692619	BDX Ø 255 x 61 Ø 19,05 + RZ / + Zub TopKit
2.0 JTD 16V	80	05/99→08/02	➔	10/99→ 07/02; - ABS		03.0137-0314.2 650314	Ø 255 x 61
						03.0520-2619.3 692619	BDX Ø 255 x 61 Ø 19,05 + RZ / + Zub TopKit
2.1 TD	80	03/96→10/99	➔	06/99→; - ABS		03.0137-0314.2 650314	Ø 255 x 61
						03.0520-2619.3 692619	BDX Ø 255 x 61 Ø 19,05 + RZ / + Zub TopKit
↓							





























	kW			 	! #		
<b>FIAT - ULYSSE (220_) 06/94→08/02</b>							
 <b>Bremsbackensatz, Feststellbremse</b>							
1.8 (220.BB5)	73	05/97→08/02		→ 07/02		<b>03.0137-4018.2 654018</b>	Ø 180 x 30 + Zub
1.9 TD (220AH5)	66	02/95→08/02					
2.0 (220.AC5)	89	06/94→08/02					
2.0 16V	100	09/00→08/02					
2.0 JTD	80	10/99→08/02					
2.0 Turbo (220.AD5)	108	06/94→08/02					
1.9 TD	68	05/97→12/99				<b>03.0137-4018.2 654018</b>	Ø 180 x 30 + Zub
2.0 16V	97	05/98→09/00					
2.0 JTD 16V	80	05/99→08/02		10/99→ 07/02		<b>03.0137-4018.2 654018</b>	Ø 180 x 30 + Zub
2.1 TD	80	03/96→10/99		06/96→		<b>03.0137-4018.2 654018</b>	Ø 180 x 30 + Zub
<b>Zubehörsatz, Feststellbremsbacken</b>							
1.8 (220.BB5)	73	05/97→08/02		→ 07/02		<b>03.0137-9249.2 669249</b>	
1.9 TD (220AH5)	66	02/95→08/02					
2.0 (220.AC5)	89	06/94→08/02					
2.0 16V	100	09/00→08/02					
2.0 JTD	80	10/99→08/02					
2.0 Turbo (220.AD5)	108	06/94→08/02					
1.9 TD	68	05/97→12/99				<b>03.0137-9249.2 669249</b>	
2.0 16V	97	05/98→09/00					
2.0 JTD 16V	80	05/99→08/02		10/99→ 07/02		<b>03.0137-9249.2 669249</b>	
2.1 TD	80	03/96→10/99		06/96→		<b>03.0137-9249.2 669249</b>	
<b>Reparaturatz, Automatische Nachstellung</b>							
1.8 (220.BB5)	73	05/97→08/02		→ 07/02		<b>03.0137-9700.2 669700</b>	
1.9 TD (220AH5)	66	02/95→08/02				<b>03.0137-9702.2 669702</b>	
2.0 (220.AC5)	89	06/94→08/02					
2.0 16V	100	09/00→08/02					
2.0 JTD	80	10/99→08/02					
2.0 Turbo (220.AD5)	108	06/94→08/02					
1.9 TD	68	05/97→12/99				<b>03.0137-9700.2 669700</b>	
2.0 16V	97	05/98→09/00				<b>03.0137-9702.2 669702</b>	
2.0 JTD 16V	80	05/99→08/02		10/99→ 07/02		<b>03.0137-9700.2 669700</b>	
						<b>03.0137-9702.2 669702</b>	
2.1 TD	80	03/96→10/99		06/96→		<b>03.0137-9700.2 669700</b>	
						<b>03.0137-9702.2 669702</b>	
 <b>Seilzug, Feststellbremse</b>							
1.8 (220.BB5)	73	05/97→08/02	←	↑; → 07/02; Scheiben/Trommel	1	<b>24.3727-0336.2 580336</b>	L= 500
2.0 (220.AC5)	89	06/94→08/02	→	□; → 07/02; Scheiben/Trommel		<b>24.3727-0531.2 580531</b>	L= 2.286
			→	□; → 07/02; Scheiben/Trommel		<b>24.3727-0532.2 580532</b>	L= 1.063
1.9 TD	68	05/97→12/99	←	↑; Scheiben/Trommel	1	<b>24.3727-0336.2 580336</b>	L= 500
2.0 16V	97	05/98→09/00	→	□; Scheiben/Trommel		<b>24.3727-0529.2 580529</b>	L= 2.205
			→	□; Scheiben/Trommel		<b>24.3727-0530.2 580530</b>	L= 1.255
1.9 TD (220AH5)	66	02/95→08/02	←	↑; → 07/02; Scheiben/Trommel	1	<b>24.3727-0336.2 580336</b>	L= 500
2.0 16V	100	09/00→08/02	→	□; → 07/02; Scheiben/Trommel		<b>24.3727-0529.2 580529</b>	L= 2.205
2.0 JTD	80	10/99→08/02	→	□; → 07/02; Scheiben/Trommel		<b>24.3727-0530.2 580530</b>	L= 1.255
2.0 Turbo (220.AD5)	108	06/94→08/02	→	□; → 07/02; Scheiben/Trommel		<b>24.3727-0530.2 580530</b>	L= 1.255
2.0 JTD 16V	80	05/99→08/02	←	↑; 10/99→ 07/02; Scheiben/Trommel	1	<b>24.3727-0336.2 580336</b>	L= 500
			→	□; 10/99→ 07/02; Scheiben/Trommel		<b>24.3727-0529.2 580529</b>	L= 2.205
			→	□; 10/99→ 07/02; Scheiben/Trommel		<b>24.3727-0530.2 580530</b>	L= 1.255
2.1 TD	80	03/96→10/99	←	↑; 06/96→; Scheiben/Trommel	1	<b>24.3727-0336.2 580336</b>	L= 500
			→	□; 06/96→; Scheiben/Trommel		<b>24.3727-0529.2 580529</b>	L= 2.205
			→	□; 06/96→; Scheiben/Trommel		<b>24.3727-0530.2 580530</b>	L= 1.255
<b>FIAT - UNO (146_) 01/83→06/06</b>							
 <b>Radbremszylinder</b>							
1.0	42	05/93→06/01	→	→ 06/95		<b>24.3219-0803.3 020183</b>	Ø 19,05 GG
1.5 75 iE	56	01/94→10/95					
1.7 D	43	11/94→08/00					
1.1	41	04/86→06/06	→	10/89→ 06/95		<b>24.3219-0803.3 020183</b>	Ø 19,05 GG
1.5 SPI	49	03/87→01/96					
70 i.e. 1.4	51	09/89→07/96					
45 i.e. 1.0	33	04/84→10/95	→	10/89→ 06/95		<b>24.3219-0803.3 020183</b>	Ø 19,05 GG
			→	→ 09/89		<b>24.3219-0803.3 020183</b>	Ø 19,05 GG
↓							








	kw			 	! #		
<b>FIAT - UNO (146_) 01/83→06/06</b>							
<b>Zubehörsatz, Bremsbacken</b>							
1.0 1.5 75 iE 1.7 D	42 56 43	05/93→06/01 01/94→10/95 11/94→08/00	➡	→ 06/95		03.0137-9021.2 669021	Fiat
1.1 1.5 SPI 70 i.e. 1.4	41 49 51	04/86→06/06 03/87→01/96 09/89→07/96	➡	10/89→ 06/95		03.0137-9021.2 669021	Fiat
45 i.e. 1.0	33	04/84→10/95	➡	10/89→ 06/95		03.0137-9021.2 669021	Fiat
			➡	→ 09/89		03.0137-9021.2 669021	Fiat
<b> Bremstrommel</b>							
1.0 1.5 75 iE 1.7 D	42 56 43	05/93→06/01 01/94→10/95 11/94→08/00	➡	→ 06/95		24.0218-5001.1 480012	Ø 185,0 x 37 / 186,8
1.1 1.5 SPI 70 i.e. 1.4	41 49 51	04/86→06/06 03/87→01/96 09/89→07/96	➡	10/89→ 06/95		24.0218-5001.1 480012	Ø 185,0 x 37 / 186,8
45 i.e. 1.0	33	04/84→10/95	➡	10/89→ 06/95		24.0218-5001.1 480012	Ø 185,0 x 37 / 186,8
			➡	→ 09/89		24.0218-5001.1 480012	Ø 185,0 x 37 / 186,8
<b> Bremsbackensatz</b>							
1.0 1.5 75 iE 1.7 D	42 56 43	05/93→06/01 01/94→10/95 11/94→08/00	➡	→ 06/95		03.0137-0015.2 650015 03.0137-0273.2 650273 03.0420-0319.3 680319 03.0520-4319.3 694319	Fiat Ø 185 x 31 AP Ø 185 x 31 Fiat Ø 185 x 31 Ø 19,05 + RZ / + Zub Kit AP Ø 185 x 31 Ø 19,05 + RZ / + Zub TopKit
1.1 1.5 SPI 70 i.e. 1.4	41 49 51	04/86→06/06 03/87→01/96 09/89→07/96	➡	10/89→ 06/95		03.0137-0015.2 650015 03.0137-0273.2 650273 03.0420-0319.3 680319 03.0520-4319.3 694319	Fiat Ø 185 x 31 AP Ø 185 x 31 Fiat Ø 185 x 31 Ø 19,05 + RZ / + Zub Kit AP Ø 185 x 31 Ø 19,05 + RZ / + Zub TopKit
45 i.e. 1.0	33	04/84→10/95	➡	10/89→ 06/95		03.0137-0015.2 650015 03.0137-0273.2 650273 03.0420-0319.3 680319 03.0520-4319.3 694319	Fiat Ø 185 x 31 AP Ø 185 x 31 Fiat Ø 185 x 31 Ø 19,05 + RZ / + Zub Kit AP Ø 185 x 31 Ø 19,05 + RZ / + Zub TopKit
			➡	→ 09/89		03.0137-0015.2 650015 03.0420-0319.3 680319	Fiat Ø 185 x 31 Fiat Ø 185 x 31 Ø 19,05 + RZ / + Zub Kit
<b> Seilzug, Feststellbremse</b>							
1.0 1.5 75 iE 1.7 D	42 56 43	05/93→06/01 01/94→10/95 11/94→08/00	➡	<input type="checkbox"/> ; → 7767870; Trommelbremse		24.3727-0507.2 580507	L= 521
			➡	<input type="checkbox"/> ; → 7767870; Trommelbremse		24.3727-0508.2 580508	L= 2.018
			➡	<input type="checkbox"/> ; → 06/95; 7767871→; Trommelbremse		24.3727-0509.2 580509	L= 523
			➡	<input type="checkbox"/> ; → 06/95; 7767871→; Trommelbremse		24.3727-0518.2 580518	L= 2.016
1.0 iE	34	05/98→08/00	➡	<input type="checkbox"/> ; → 7767870; Trommelbremse		24.3727-0507.2 580507	L= 521
			➡	<input type="checkbox"/> ; → 7767870; Trommelbremse		24.3727-0508.2 580508	L= 2.018
1.1 1.5 SPI 70 i.e. 1.4	41 49 51	04/86→06/06 03/87→01/96 09/89→07/96	➡	<input type="checkbox"/> ; 10/89→; → 7767870; Trommelbremse		24.3727-0507.2 580507	L= 521
			➡	<input type="checkbox"/> ; 10/89→; → 7767870; Trommelbremse		24.3727-0508.2 580508	L= 2.018
			➡	<input type="checkbox"/> ; → 06/95; 7767871→; Trommelbremse		24.3727-0509.2 580509	L= 523
			➡	<input type="checkbox"/> ; → 06/95; 7767871→; Trommelbremse		24.3727-0518.2 580518	L= 2.016
45 i.e. 1.0	33	04/84→10/95	➡	<input type="checkbox"/> ; → 09/89; Trommelbremse		24.3727-0507.2 580507	L= 521
			➡	<input type="checkbox"/> ; 10/89→; → 7767870; Trommelbremse		24.3727-0507.2 580507	L= 521
			➡	<input type="checkbox"/> ; → 09/89; Trommelbremse		24.3727-0508.2 580508	L= 2.018
			➡	<input type="checkbox"/> ; 10/89→; → 7767870; Trommelbremse		24.3727-0508.2 580508	L= 2.018
			➡	<input type="checkbox"/> ; → 06/95; 7767871→; Trommelbremse		24.3727-0509.2 580509	L= 523
↓							










	kw			 	! #		
<b>FIAT - UNO (146_) 01/83→06/06</b>							
 <b>Seilzug, Feststellbremse</b>							
45 i.e. 1.0	33	04/84→10/95	➔	☐; → 06/95; 7767871→;		24.3727-0518.2 580518	L= 2.016
<b>FIAT - UNO Kasten (146_) 02/88→07/96</b>							
 <b>Radbremszylinder</b>							
45 0.9	33	02/88→07/96	➔	10/89→ 06/95		24.3219-0803.3 020183	Ø 19,05 GG
<b>Zubehörsatz, Bremsbacken</b>							
45 0.9	33	02/88→07/96	➔	10/89→ 06/95		03.0137-9021.2 669021	Fiat
 <b>Bremstrommel</b>							
45 0.9	33	02/88→07/96	➔	10/89→ 06/95		24.0218-5001.1 480012	Ø 185,0 x 37 / 186,8
 <b>Bremsbackensatz</b>							
45 0.9	33	02/88→07/96	➔	10/89→ 06/95		03.0137-0015.2 650015 03.0137-0273.2 650273 03.0420-0319.3 680319 03.0520-4319.3 694319	Fiat Ø 185 x 31 AP Ø 185 x 31 Fiat Ø 185 x 31 Ø 19,05 + RZ / + Zub Kit AP Ø 185 x 31 Ø 19,05 + RZ / + Zub TopKit
 <b>Seilzug, Feststellbremse</b>							
45 0.9	33	02/88→07/96	➔	☐; 10/89→; → 7767870; Trommelbremse		24.3727-0507.2 580507	L= 521
			➔	☐; 10/89→; → 7767870; Trommelbremse		24.3727-0508.2 580508	L= 2.018
			➔	☐; 7767871→; → 06/95; Trommelbremse		24.3727-0509.2 580509	L= 523
			➔	☐; 7767871→; → 06/95; Trommelbremse		24.3727-0518.2 580518	L= 2.016
<b>FORD - B-MAX (JK) 10/12→</b>							
 <b>Radbremszylinder</b>							
1.0 EcoBoost	74	10/12→	➔			24.3220-1750.3 020595	Ø 20,64 ALU
1.0 EcoBoost	88	10/12→					
1.0 EcoBoost	92	10/12→					
1.0 EcoBoost	103	02/16→					
1.4	66	10/12→					
1.4 LPG	63	08/13→					
1.4 LPG	66	08/13→					
1.5 TDCi	55	10/12→					
1.5 TDCi	70	04/15→					
1.6 TDCi	70	10/12→					
1.6 Ti	77	10/12→					
<b>Zubehörsatz, Bremsbacken</b>							
1.0 EcoBoost	74	10/12→	➔			03.0137-9313.2 669313	
1.0 EcoBoost	88	10/12→					
1.0 EcoBoost	92	10/12→					
1.0 EcoBoost	103	02/16→					
1.4	66	10/12→					
1.4 LPG	63	08/13→					
1.4 LPG	66	08/13→					
1.5 TDCi	55	10/12→					
1.5 TDCi	70	04/15→					
1.6 TDCi	70	10/12→					
1.6 Ti	77	10/12→					
 <b>Bremsbackensatz</b>							
1.0 EcoBoost	74	10/12→	➔			03.0137-0512.2 650512	Ø 228 x 42 + HEB
1.0 EcoBoost	88	10/12→					
1.0 EcoBoost	92	10/12→					
1.0 EcoBoost	103	02/16→					
1.4	66	10/12→					
1.4 LPG	63	08/13→					
1.4 LPG	66	08/13→					
1.5 TDCi	55	10/12→					
1.5 TDCi	70	04/15→					
1.6 TDCi	70	10/12→					
1.6 Ti	77	10/12→					

	kW			 	! #		
<b>FORD - B-MAX Van 10/12→</b>							
 <b>Radbremszylinder</b>							
1.0 EcoBoost	74	10/12→	→			24.3220-1750.3 020595	Ø 20,64 ALU
1.0 EcoBoost	92	10/12→					
1.4	66	10/12→					
1.5 TDCi	55	10/12→					
1.5 TDCi	70	04/15→					
1.6 TDCi	70	10/12→					
1.6 Ti	77	10/12→					
<b>Zubehörsatz, Bremsbacken</b>							
1.0 EcoBoost	74	10/12→	→			03.0137-9313.2 669313	
1.0 EcoBoost	92	10/12→					
1.4	66	10/12→					
1.5 TDCi	55	10/12→					
1.5 TDCi	70	04/15→					
1.6 TDCi	70	10/12→					
1.6 Ti	77	10/12→					
 <b>Bremsbackensatz</b>							
1.0 EcoBoost	74	10/12→	→			03.0137-0512.2 650512	Ø 228 x 42 + HEB
1.0 EcoBoost	92	10/12→					
1.4	66	10/12→					
1.5 TDCi	55	10/12→					
1.5 TDCi	70	04/15→					
1.6 TDCi	70	10/12→					
1.6 Ti	77	10/12→					
<b>FORD - C-MAX (DM2) 02/07→09/10</b>							
 <b>Seilzug, Feststellbremse</b>							
1.6	74	02/07→09/10	←	↑; 03/07→; Scheibenbremse	1	24.3727-0678.2 580678	L= 341
1.6 TDCi	66	02/07→09/10					
1.6 TDCi	74	02/07→09/10	→	↓; 03/07→; Scheibenbremse	1	24.3727-0659.2 580659	L= 1.816 L2= 1.860
1.6 TDCi	80	02/07→09/10					
1.8	90	02/07→09/10					
1.8	92	02/07→09/10					
1.8 Flexifuel	92	02/07→09/10					
1.8 TDCi	85	02/07→09/10					
2.0	107	02/07→09/10					
2.0 TDCi	98	02/07→09/10					
2.0 TDCi	100	02/07→09/10					
1.6	85	04/07→09/10	←	↑; Scheibenbremse	1	24.3727-0678.2 580678	L= 341
2.0 CNG	107	04/09→09/10					
2.0 LPG	107	06/08→09/10	→	↓; Scheibenbremse	1	24.3727-0659.2 580659	L= 1.816 L2= 1.860
2.0 TDCi	81	02/08→09/10					
<b>FORD - C-MAX II (DXA/CB7, DXA/CEU) 12/10→</b>							
 <b>Seilzug, Feststellbremse</b>							
1.0 EcoBoost	74	10/12→	←	↑; - Mittelkonsole	1	24.3727-0678.2 580678	L= 341
1.0 EcoBoost	92	10/12→					
1.5 EcoBoost	110	03/15→					
1.5 EcoBoost	134	03/15→					
1.5 TDCi	70	03/15→					
1.5 TDCi	88	03/15→					
1.5 TDCi ECONetic	77	03/15→					
1.6 CNG	86	01/13→					
1.6 EcoBoost	110	12/10→					
1.6 EcoBoost	134	12/10→					
1.6 Flexifuel	88	02/11→					
1.6 LPG	86	02/12→					
1.6 LPG	88	02/12→					
1.6 TDCi	70	12/10→					
1.6 TDCi	85	12/10→					
1.6 Ti	63	12/10→					
1.6 Ti	77	12/10→					
1.6 Ti	88	02/12→					
1.6 Ti	92	12/10→					
2.0 Energi	136	01/15→					
2.0 TDCi	85	02/11→					
2.0 TDCi	100	02/11→					
2.0 TDCi	103	02/11→					
2.0 TDCi	110	03/15→					
2.0 TDCi	120	12/10→					
2.0 TDCi	125	03/15→					
<b>FORD - C-MAX II Van 12/10→</b>							
 <b>Seilzug, Feststellbremse</b>							
1.0 EcoBoost	74	10/12→	←	↑; - Mittelkonsole	1	24.3727-0678.2 580678	L= 341
1.0 EcoBoost	92	10/12→					
1.5 EcoBoost	110	03/15→					
1.5 EcoBoost	134	03/15→					
↓							








	kW			 	! #		
<b>FORD - C-MAX II Van 12/10→</b>							
 <b>Seilzug, Feststellbremse</b>							
1.5 TDCi	88	03/15→	←	↑; - Mittelkonsole	1	24.3727-0678.2 580678	L= 341
1.5 TDCi ECOnetic	77	03/15→					
1.6 EcoBoost	110	12/10→					
1.6 TDCi	70	12/10→					
1.6 TDCi	85	12/10→					
2.0 TDCi	85	02/11→					
2.0 TDCi	103	02/11→					
2.0 TDCi	110	03/15→					
2.0 TDCi	120	12/10→					
2.0 TDCi	125	03/15→					
<b>FORD - COUGAR (EC_) 08/98→12/01</b>							
 <b>Seilzug, Feststellbremse</b>							
2.0 16V	96	08/98→12/01	←	↑; 09/98→; Scheibenbremse	1	24.3727-0638.2 580638	L= 270
2.5 V6 24V	125	08/98→12/01	→	↓; 09/98→; Scheibenbremse	2	24.3727-0644.2 580644	L= 1.462
2.5 ST 200	151	01/00→12/01	←	↑; Scheibenbremse	1	24.3727-0638.2 580638	L= 270
2.5 V6 24V	125	06/00→12/01	→	↓; Scheibenbremse	2	24.3727-0644.2 580644	L= 1.462
<b>FORD - COURIER Kasten (F3L, F5L) 07/91→02/96</b>							
 <b>Radbremszylinder</b>							
1.3	44	09/91→02/96	→	→ 01/94		24.3222-1111.3 020266	Ø 22,2 GG
1.8 D	44	09/91→02/96	→	02/94→		24.3222-1117.3 020272	Ø 22,2 GG
<b>Zubehörsatz, Bremsbacken</b>							
1.3	44	09/91→02/96	→			03.0137-9120.2 669120	
1.8 D	44	09/91→02/96	→				
 <b>Bremstrommel</b>							
1.3	44	09/91→02/96	→			24.0220-3008.2 480075	Ø 203,0 x 45 / 204
1.8 D	44	09/91→02/96	→				
 <b>Bremsbackensatz</b>							
1.3	44	09/91→02/96	→			03.0137-0236.2 650236	Ø 203 x 39
1.8 D	44	09/91→02/96	→	→ 01/94		03.0420-2922.3 682922	BDX Ø 203 x 39 Ø 22,2 + RZ / + Zub Kit
<b>FORD - COURIER Kasten (J5_, J3_) 02/96→</b>							
 <b>Radbremszylinder</b>							
1.3	44	02/96→08/03	→	→ 03/02		24.3222-1117.3 020272	Ø 22,2 GG
1.8 D	44	02/96→04/02					
1.8 DI	55	09/00→08/03					
1.4 i	66	04/96→10/99	→			24.3219-1107.3 020338	TRW Ø 19,05 GG
<b>Zubehörsatz, Bremsbacken</b>							
1.3	44	02/96→08/03	→	→ 03/02		03.0137-9177.2 669177	
1.8 D	44	02/96→04/02					
1.8 DI	55	09/00→08/03					
1.4 i	66	04/96→10/99	→			03.0137-9217.2 669217	TRW
 <b>Bremstrommel</b>							
1.3	44	02/96→08/03	→	→ 03/02		24.0220-3008.2 480075	Ø 203,0 x 45 / 204
1.8 D	44	02/96→04/02					
1.4 i	66	04/96→10/99	→	+ ABS		24.0218-0024.2 480079	Ø 180,0 x 44 / 181,3 - RLG / - ABS Ring / mit Radbefestigungsbolzen
						24.0218-0724.2 480206	Ø 180,0 x 44 / 181,3 + RLG / - ABS Ring / mit Radbefestigungsbolzen
1.8 DI	55	09/00→08/03	→	→ 03/02; - ABS		24.0218-0024.2 480079	Ø 180,0 x 44 / 181,3 - RLG / - ABS Ring / mit Radbefestigungsbolzen
						24.0218-0724.2 480206	Ø 180,0 x 44 / 181,3 + RLG / - ABS Ring / mit Radbefestigungsbolzen
			→	→ 03/02; + ABS		24.0220-3009.2 480080	Ø 203,0 x 48,5 / 204,3 - RLG / - ABS Ring / mit Radbefestigungsbolzen
↓							













	kw			 	! #		
<b>FORD - COURIER Kasten (J5_, J3_) 02/96→</b>							
 <b>Bremsbackensatz</b>							
1.3 1.8 D 1.8 DI	44 44 55	02/96→08/03 02/96→04/02 09/00→08/03	➔	→ 03/02		03.0137-0338.2 650338 03.0520-6422.3 696422	Ø 203 x 38 TRW Ø 203 x 38 Ø 22,2 + RZ / + Zub TopKit
1.4 i	66	04/96→10/99	➔			03.0137-0337.2 650337 03.0520-5519.3 695519	TRW Ø 180 x 32 + HEB TRW Ø 180 x 32 Ø 19,05 + RZ / + Zub TopKit
 <b>Seilzug, Feststellbremse</b>							
1.3 1.8 D 1.8 DI	44 44 55	02/96→08/03 02/96→04/02 09/00→08/03	➔	⬇; → 03/02; Trommelbremse	1	24.3727-0634.2 580634	L= 1.875 L2= 1.930
1.4 i	66	04/96→10/99	➔	⬆; Trommelbremse	1	24.3727-1800.2 581800	L= 312
			➔	⬇; Trommelbremse	1	24.3727-0660.2 580660	L= 1.575 L2= 1.627
<b>FORD - ECOSPORT 09/11→</b>							
 <b>Radbremszylinder</b>							
1.0 EcoBoost 1.5 TDCi 1.5 Ti	92 66 82	10/13→ 10/13→ 10/13→	➔	02/14→		24.3220-1754.3 020599	Ø 20,64 ALU
1.0 EcoBoost 1.5 TDCi	103 70	03/16→ 05/15→	➔			24.3220-1754.3 020599	Ø 20,64 ALU
 <b>Bremsbackensatz</b>							
1.0 EcoBoost 1.5 TDCi 1.5 Ti	92 66 82	10/13→ 10/13→ 10/13→	➔	02/14→		03.0137-0527.2 650527	Ø 228 x 43 + HEB
1.0 EcoBoost 1.5 TDCi	103 70	03/16→ 05/15→	➔			03.0137-0527.2 650527	Ø 228 x 43 + HEB
<b>FORD - ESCORT '95 Express (AVL) 01/95→06/01</b>							
 <b>Radbremszylinder</b>							
1.4	54	01/95→08/00	➔	02/95→ 02/99		24.3222-1117.3 020272	Ø 22,2 GG
1.8 D	44	01/95→08/00	➔	02/95→ 07/95; - ABS		24.3219-1107.3 020338	TRW Ø 19,05 GG
			➔	08/95→ 07/00		24.3220-1112.3 020223	Ø 20,64 GG
			➔	02/95→ 07/95; + ABS		24.3222-1117.3 020272	Ø 22,2 GG
			➔	02/95→ 07/00		24.3222-1117.3 020272	Ø 22,2 GG
1.8 TD	66	01/95→08/00	➔	02/95→ 07/95; - ABS		24.3219-1107.3 020338	TRW Ø 19,05 GG
			➔	08/95→ 07/00		24.3220-1112.3 020223	Ø 20,64 GG
			➔	02/95→ 07/95; + ABS		24.3222-1117.3 020272	Ø 22,2 GG
1.8 Turbo D	51	12/95→06/01	➔	→ 07/00		24.3220-1112.3 020223 24.3222-1117.3 020272	Ø 20,64 GG Ø 22,2 GG
<b>Zubehörsatz, Bremsbacken</b>							
1.4	54	01/95→08/00	➔	02/95→ 02/99; Kasten		03.0137-9184.2 669184	
1.8 D	44	01/95→08/00	➔	02/95→; + ABS; → 07/00; 08.1995→		03.0137-9177.2 669177	
			➔	02/95→; - ABS; → 07/00; 08.1995→		03.0137-9177.2 669177	
			➔	02/95→ 02/99; Kasten		03.0137-9184.2 669184	
			➔	02/95→; - ABS; → 07/00		03.0137-9217.2 669217	TRW
			➔	02/95→; + ABS; → 07/00; → 07.1995		03.0137-9251.2 669251	
			➔	02/95→; - ABS; → 07/00; → 07.1995		03.0137-9251.2 669251	
1.8 TD	66	01/95→08/00	➔	02/95→; + ABS; → 07/00; 08.1995→		03.0137-9177.2 669177	
			➔	02/95→; - ABS; → 07/00; 08.1995→		03.0137-9177.2 669177	
			➔	02/95→; - ABS; → 07/00		03.0137-9217.2 669217	TRW
			➔	02/95→; + ABS; → 07/00; → 07.1995		03.0137-9251.2 669251	
1.8 Turbo D	51	12/95→06/01	➔	+ ABS; → 07/00; 08.1995→		03.0137-9177.2 669177	
			➔	- ABS; → 07/00; 08.1995→		03.0137-9177.2 669177	
			➔	→ 02/99; Kasten		03.0137-9184.2 669184	
			➔	- ABS; → 07/00		03.0137-9217.2 669217	TRW
			➔	- ABS; → 07/00; → 07.1995		03.0137-9251.2 669251	
			➔	+ ABS; → 07/00; → 07.1995		03.0137-9251.2 669251	












	kw			 	! #		
<b>FORD - ESCORT '95 Express (AVL) 01/95→06/01</b>							
<b>Bremstrommel</b>							
1.8 D 1.8 TD	44 66	01/95→08/00 01/95→08/00	➡	02/95→; - ABS; → 07/00		24.0218-0024.2 480079	Ø 180,0 x 44 / 181,3 - RLG / - ABS Ring / mit Radbefestigungsbolzen
						24.0218-0724.2 480206	Ø 180,0 x 44 / 181,3 + RLG / - ABS Ring / mit Radbefestigungsbolzen
			➡	02/95→ 07/95; + ABS		24.0220-3004.2 480023	Ø 203,0 x 49 / 204 - RLG / - ABS Ring / mit Radbefestigungsbolzen
			➡	08/95→; + ABS; → 07/00		24.0220-3009.2 480080	Ø 203,0 x 48,5 / 204,3 - RLG / - ABS Ring / mit Radbefestigungsbolzen
1.8 Turbo D	51	12/95→06/01	➡	- ABS; → 07/00		24.0218-0024.2 480079	Ø 180,0 x 44 / 181,3 - RLG / - ABS Ring / mit Radbefestigungsbolzen
						24.0218-0724.2 480206	Ø 180,0 x 44 / 181,3 + RLG / - ABS Ring / mit Radbefestigungsbolzen
			➡	+ ABS; → 07/00		24.0220-3009.2 480080	Ø 203,0 x 48,5 / 204,3 - RLG / - ABS Ring / mit Radbefestigungsbolzen
<b>Bremsbackensatz</b>							
1.4	54	01/95→08/00	➡	02/95→ 02/99; Kasten		03.0137-0282.2 650282	Ø 229 x 45 + HEB
1.8 D	44	01/95→08/00	➡	02/95→ 02/99; Kasten		03.0137-0282.2 650282	Ø 229 x 45 + HEB
			➡	02/95→; - ABS; → 07/00		03.0137-0337.2 650337	TRW Ø 180 x 32 + HEB
			➡	02/95→; - ABS; → 07/00		03.0137-0338.2 650338	Ø 203 x 38
			➡	02/95→; + ABS; → 07/00		03.0137-0346.2 650346	Ø 203 x 38 + HEB
			➡	02/95→ 07/95; - ABS		03.0520-5519.3 695519	TRW Ø 180 x 32 Ø 19,05 + RZ / + Zub TopKit
			➡	02/95→; + ABS; → 07/00		03.0520-6422.3 696422	TRW Ø 203 x 38 Ø 22,2 + RZ / + Zub TopKit
1.8 TD	66	01/95→08/00	➡	02/95→; - ABS; → 07/00		03.0137-0337.2 650337	TRW Ø 180 x 32 + HEB
			➡	02/95→; - ABS; → 07/00		03.0137-0338.2 650338	Ø 203 x 38
			➡	02/95→; + ABS; → 07/00		03.0137-0346.2 650346	Ø 203 x 38 + HEB
			➡	02/95→ 07/95; - ABS		03.0520-5519.3 695519	TRW Ø 180 x 32 Ø 19,05 + RZ / + Zub TopKit
			➡	02/95→; + ABS; → 07/00		03.0520-6422.3 696422	TRW Ø 203 x 38 Ø 22,2 + RZ / + Zub TopKit
1.8 Turbo D	51	12/95→06/01	➡	→ 02/99; Kasten		03.0137-0282.2 650282	Ø 229 x 45 + HEB
			➡	- ABS; → 07/00		03.0137-0337.2 650337	TRW Ø 180 x 32 + HEB
			➡	- ABS; → 07/00		03.0137-0338.2 650338	Ø 203 x 38
			➡	+ ABS; → 07/00		03.0137-0346.2 650346	Ø 203 x 38 + HEB
			➡	+ ABS; → 07/00		03.0520-6422.3 696422	TRW Ø 203 x 38 Ø 22,2 + RZ / + Zub TopKit
<b>Reparatursatz, Automatische Nachstellung</b>							
1.8 D	44	01/95→08/00		02/95→ 02/99; + ABS		03.0137-9701.2 669701	
1.8 TD	66	01/95→08/00		02/95→ 07/00; + ABS		03.0137-9701.2 669701	
1.8 Turbo D	51	12/95→06/01		→ 07/00; + ABS		03.0137-9701.2 669701	
				→ 02/99; + ABS		03.0137-9701.2 669701	
<b>Seilzug, Feststellbremse</b>							
1.4 1.8 D	54 44	01/95→08/00 01/95→08/00	←	⏏; 02/95→ 02/99; für Rechtslenker; Scheiben/Trommel	1	24.3727-0661.2 580661	L= 281
			←	⏏; 02/95→ 02/99; für Linkslenker; Scheiben/Trommel	1	24.3727-0661.2 580661	L= 281
			←	⏏; 05/98→ 02/99; für Rechtslenker; + Lieferwagen; Scheiben/Trommel	1	24.3727-0661.2 580661	L= 281
			←	⏏; 02/95→ 04/98; für Linkslenker; + Lieferwagen; Scheiben/Trommel	1	24.3727-0661.2 580661	L= 281
			←	⏏; 05/98→ 02/99; für Linkslenker; + Lieferwagen; Scheiben/Trommel	1	24.3727-0661.2 580661	L= 281
			←	⏏; 02/95→ 04/98; für Rechtslenker; + Lieferwagen; Scheiben/Trommel	1	24.3727-0661.2 580661	L= 281
			➡	⏏; 02/95→ 02/99; für Linkslenker; Scheiben/Trommel	1	24.3727-0657.2 580657	L= 1.670 L2= 1.705
↓							












	kw			 	! #			
<b>FORD - ESCORT '95 Express (AVL) 01/95→06/01</b>								
 <b>Seilzug, Feststellbremse</b>								
1.8 TD	66	01/95→08/00	←	↑; 02/95→04/98; für Rechtslenker; + Lieferwagen; Scheiben/Trommel	1	24.3727-0661.2	580661	L= 281
			←	↑; 02/95→07/00; für Rechtslenker; Scheiben/Trommel	1	24.3727-0661.2	580661	L= 281
			←	↑; 05/98→02/99; für Rechtslenker; + Lieferwagen; Scheiben/Trommel	1	24.3727-0661.2	580661	L= 281
			←	↑; 02/95→07/00; für Linkslenker; Scheiben/Trommel	1	24.3727-0661.2	580661	L= 281
			←	↑; 02/95→04/98; für Linkslenker; + Lieferwagen; Scheiben/Trommel	1	24.3727-0661.2	580661	L= 281
			←	↑; 05/98→02/99; für Linkslenker; + Lieferwagen; Scheiben/Trommel	1	24.3727-0661.2	580661	L= 281
			→	↓; 02/95→07/00; für Linkslenker; Scheiben/Trommel	1	24.3727-0657.2	580657	L= 1.670 L2= 1.705
1.8 Turbo D	51	12/95→06/01	←	↑; → 02/99; für Rechtslenker; Scheiben/Trommel	1	24.3727-0661.2	580661	L= 281
			←	↑; → 07/00; für Linkslenker; Scheiben/Trommel	1	24.3727-0661.2	580661	L= 281
			←	↑; 05/98→02/99; für Rechtslenker; + Lieferwagen; Scheiben/Trommel	1	24.3727-0661.2	580661	L= 281
			←	↑; → 02/99; für Linkslenker; Scheiben/Trommel	1	24.3727-0661.2	580661	L= 281
			←	↑; → 04/98; für Rechtslenker; + Lieferwagen; Scheiben/Trommel	1	24.3727-0661.2	580661	L= 281
			←	↑; 05/98→02/99; für Linkslenker; + Lieferwagen; Scheiben/Trommel	1	24.3727-0661.2	580661	L= 281
			←	↑; → 07/00; für Rechtslenker; Scheiben/Trommel	1	24.3727-0661.2	580661	L= 281
			←	↑; → 04/98; für Linkslenker; + Lieferwagen; Scheiben/Trommel	1	24.3727-0661.2	580661	L= 281
			→	↓; → 07/00; für Linkslenker; Scheiben/Trommel	1	24.3727-0657.2	580657	L= 1.670 L2= 1.705
→	↓; → 02/99; für Linkslenker; Scheiben/Trommel	1	24.3727-0657.2	580657	L= 1.670 L2= 1.705			
<b>FORD - ESCORT VI (GAL) 09/92→09/96</b>								
 <b>Radbremszylinder</b>								
1.3	44	09/92→01/95	→	- ABS		24.3220-1112.3	020223	Ø 20,64 GG
			→	+ ABS		24.3222-1117.3	020272	Ø 22,2 GG
1.4	52	09/92→01/95	→	+ ABS		24.3222-1117.3	020272	Ø 22,2 GG
1.4	55	01/94→01/95	→	Vollautomatik; - ABS; nur paarweise austauschen		24.3219-1107.3	020338	TRW Ø 19,05 GG
			→	Schaltgetriebe; - ABS		24.3220-1112.3	020223	Ø 20,64 GG
			→	+ ABS		24.3222-1117.3	020272	Ø 22,2 GG
1.6 i 16V 1.6 i 16V 1.8 i 16V 1.8 TD 1.8 XR3i 16V 4x4	65 66 77 66 77	01/94→01/95 09/92→01/95 09/92→01/95 02/93→01/95 08/93→01/95	→	- ABS; nur paarweise austauschen		24.3219-1107.3	020338	TRW Ø 19,05 GG
1.8 D	44	09/92→01/95	→	- ABS; nur paarweise austauschen		24.3219-1107.3	020338	TRW Ø 19,05 GG
<b>Zubehörsatz, Bremsbacken</b>								
1.3	44	09/92→01/95	→	→ 12/93; + ABS		03.0137-9124.2	669124	
			→	01/94→; - ABS		03.0137-9217.2	669217	TRW
			→	01/94→; + ABS		03.0137-9251.2	669251	
1.4	52	09/92→01/95	→	→ 12/93; + ABS		03.0137-9124.2	669124	
			→	01/94→; + ABS		03.0137-9251.2	669251	
1.4	55	01/94→01/95	→	Schaltgetriebe; - ABS		03.0137-9217.2	669217	TRW
			→	+ ABS		03.0137-9251.2	669251	
			→	Vollautomatik; - ABS		03.0137-9251.2	669251	
1.6 i 16V	65	01/94→01/95	→	- ABS		03.0137-9251.2	669251	
1.6 i 16V 1.8 i 16V 1.8 TD	66 77 66	09/92→01/95 09/92→01/95 02/93→01/95	→	→ 12/93; - ABS		03.0137-9124.2	669124	
			→	01/94→; - ABS		03.0137-9251.2	669251	
1.8 XR3i 16V 4x4	77	08/93→01/95	→					
1.8 D	44	09/92→01/95	→	→ 12/93; - ABS		03.0137-9124.2	669124	
			→	01/94→; - ABS		03.0137-9251.2	669251	
















	kw			 	! #		
<b>FORD - ESCORT VI (GAL) 09/92→09/96</b>							
<b>Bremstrommel</b>							
1.3	44	09/92→01/95	➡	- ABS		24.0218-0024.2 480079	Ø 180,0 x 44 / 181,3 - RLG / - ABS Ring / mit Radbefestigungsbolzen
			➡	+ ABS		24.0218-0724.2 480206	Ø 180,0 x 44 / 181,3 + RLG / - ABS Ring / mit Radbefestigungsbolzen
			➡	+ ABS		24.0220-3004.2 480023	Ø 203,0 x 49 / 204 - RLG / - ABS Ring / mit Radbefestigungsbolzen
1.4	52	09/92→01/95	➡	+ ABS		24.0220-3004.2 480023	Ø 203,0 x 49 / 204 - RLG / - ABS Ring / mit Radbefestigungsbolzen
1.4	55	01/94→01/95	➡	Schaltgetriebe; - ABS		24.0218-0024.2 480079	Ø 180,0 x 44 / 181,3 - RLG / - ABS Ring / mit Radbefestigungsbolzen
			➡	+ ABS		24.0218-0724.2 480206	Ø 180,0 x 44 / 181,3 + RLG / - ABS Ring / mit Radbefestigungsbolzen
			➡	Vollautomatik; - ABS		24.0220-3004.2 480023	Ø 203,0 x 49 / 204 - RLG / - ABS Ring / mit Radbefestigungsbolzen
1.6 i 16V	65	01/94→01/95	➡	- ABS		24.0220-3004.2 480023	Ø 203,0 x 49 / 204 - RLG / - ABS Ring / mit Radbefestigungsbolzen
1.6 i 16V	66	09/92→01/95	➡	- ABS		24.0220-3004.2 480023	Ø 203,0 x 49 / 204 - RLG / - ABS Ring / mit Radbefestigungsbolzen
1.8 i 16V	77	09/92→01/95	➡	- ABS		24.0220-3004.2 480023	Ø 203,0 x 49 / 204 - RLG / - ABS Ring / mit Radbefestigungsbolzen
1.8 TD	66	02/93→01/95	➡	- ABS		24.0220-3004.2 480023	Ø 203,0 x 49 / 204 - RLG / - ABS Ring / mit Radbefestigungsbolzen
1.8 XR3i 16V 4x4	77	08/93→01/95	➡	- ABS		24.0220-3004.2 480023	Ø 203,0 x 49 / 204 - RLG / - ABS Ring / mit Radbefestigungsbolzen
1.8 D	44	09/92→01/95	➡	- ABS		24.0220-3004.2 480023	Ø 203,0 x 49 / 204 - RLG / - ABS Ring / mit Radbefestigungsbolzen
<b>Bremsbackensatz</b>							
1.3	44	09/92→01/95	➡	01/94→; - ABS		03.0137-0237.2 650237	Ø 180 x 32 + HEB
			➡	→ 12/93; - ABS		03.0520-7020.3 697020	TRW Ø 180 x 32 Ø 20,64 + RZ / + Zub TopKit
			➡	→ 12/93; + ABS		03.0137-0237.2 650237	Ø 180 x 32 + HEB
			➡	→ 12/93; + ABS		03.0520-2120.3 692120	TRW Ø 180 x 32 Ø 20,64 + RZ / + Zub TopKit
			➡	01/94→; + ABS		03.0137-0238.2 650238	Ø 203 x 38 + HEB
			➡	01/94→; + ABS		03.0137-0238.2 650238	Ø 203 x 38 + HEB
			➡	01/94→; + ABS		03.0520-6122.3 696122	TRW Ø 203 x 38 Ø 22,2 + RZ / + Zub TopKit
1.4	52	09/92→01/95	➡	01/94→; + ABS		03.0137-0238.2 650238	Ø 203 x 38 + HEB
			➡	01/94→; + ABS		03.0520-6122.3 696122	TRW Ø 203 x 38 Ø 22,2 + RZ / + Zub TopKit
			➡	→ 12/93; + ABS		03.0137-0238.2 650238	Ø 203 x 38 + HEB
1.4	55	01/94→01/95	➡	Schaltgetriebe; - ABS		03.0137-0237.2 650237	Ø 180 x 32 + HEB
			➡	Schaltgetriebe; - ABS		03.0520-7020.3 697020	TRW Ø 180 x 32 Ø 20,64 + RZ / + Zub TopKit
			➡	+ ABS		03.0137-0238.2 650238	Ø 203 x 38 + HEB
			➡	+ ABS		03.0520-6122.3 696122	TRW Ø 203 x 38 Ø 22,2 + RZ / + Zub TopKit
			➡	Vollautomatik; - ABS		03.0137-0238.2 650238	Ø 203 x 38 + HEB
			➡	Vollautomatik; - ABS		03.0520-5619.3 695619	TRW Ø 203 x 38 Ø 19,05 + RZ / + Zub TopKit
1.6 i 16V	65	01/94→01/95	➡	- ABS		03.0137-0238.2 650238	Ø 203 x 38 + HEB
			➡	- ABS		03.0520-5619.3 695619	TRW Ø 203 x 38 Ø 19,05 + RZ / + Zub TopKit
1.6 i 16V	66	09/92→01/95	➡	→ 12/93; - ABS		03.0137-0238.2 650238	Ø 203 x 38 + HEB
1.8 i 16V	77	09/92→01/95	➡	→ 12/93; - ABS		03.0137-0238.2 650238	Ø 203 x 38 + HEB
1.8 TD	66	02/93→01/95	➡	→ 12/93; - ABS		03.0520-1119.3 691119	TRW Ø 203 x 38 Ø 19,05 + RZ / + Zub TopKit
1.8 XR3i 16V 4x4	77	08/93→01/95	➡	→ 12/93; - ABS		03.0520-1119.3 691119	TRW Ø 203 x 38 Ø 19,05 + RZ / + Zub TopKit
			➡	01/94→; - ABS		03.0137-0238.2 650238	Ø 203 x 38 + HEB
			➡	01/94→; - ABS		03.0520-5619.3 695619	TRW Ø 203 x 38 Ø 19,05 + RZ / + Zub TopKit
1.8 D	44	09/92→01/95	➡	01/94→; - ABS		03.0137-0238.2 650238	Ø 203 x 38 + HEB
			➡	01/94→; - ABS		03.0520-5619.3 695619	TRW Ø 203 x 38 Ø 19,05 + RZ / + Zub TopKit
			➡	→ 12/93; - ABS		03.0137-0238.2 650238	Ø 203 x 38 + HEB







	kw			 	! #		
<b>FORD - ESCORT VI (GAL) 09/92→09/96</b>							
 <b>Bremsbackensatz</b>							
1.8 D	44	09/92→01/95	➡	→ 12/93; - ABS		<b>03.0520-1119.3 691119</b>	TRW Ø 203 x 38 Ø 19,05 + RZ / + Zub TopKit
<b>Reparaturatz, Automatische Nachstellung</b>							
1.6 i 16V	65	01/94→01/95		+ ABS		<b>03.0137-9701.2 669701</b>	
1.6 i 16V	66	09/92→01/95					
1.8 16V XR3i	96	09/92→01/95					
1.8 D	44	09/92→01/95					
1.8 i 16V	77	09/92→01/95					
1.8 TD	66	02/93→01/95					
1.8 XR3i 16V 4x4	77	08/93→01/95					
1.8 XR3i 16V 4x4	96	08/93→01/95					
RS 2000	110	09/92→01/95				<b>03.0137-9701.2 669701</b>	
 <b>Seilzug, Feststellbremse</b>							
1.3	44	09/92→01/95	←	↑; Scheiben/Trommel	1	<b>24.3727-0628.2 580628</b>	L= 151
1.4	52	09/92→01/95					
1.4	55	01/94→01/95	➡	↓; Scheiben/Trommel	1	<b>24.3727-0627.2 580627</b>	L= 3.273
1.6 i 16V	65	01/94→01/95					
1.6 i 16V	66	09/92→01/95					
1.8 16V XR3i	96	09/92→01/95					
1.8 D	44	09/92→01/95					
1.8 i 16V	77	09/92→01/95					
1.8 TD	66	02/93→01/95					
1.8 XR3i 16V 4x4	77	08/93→01/95					
1.8 XR3i 16V 4x4	96	08/93→01/95					
<b>FORD - ESCORT VI Cabriolet (ALL) 12/92→01/95</b>							
 <b>Radbremszylinder</b>							
1.4 i	55	07/93→01/95	➡	+ ABS		<b>24.3222-1117.3 020272</b>	Ø 22,2 GG
1.6 16V XR3i	66	12/92→01/95	➡	- ABS; nur paarweise austauschen		<b>24.3219-1107.3 020338</b>	TRW Ø 19,05 GG
1.6 i 16V	65	02/94→01/95					
1.8 16V XR3i	77	12/92→01/95					
<b>Zubehörsatz, Bremsbacken</b>							
1.4 i	55	07/93→01/95	➡	→ 12/93; + ABS		<b>03.0137-9124.2 669124</b>	
			➡	01/94→; + ABS		<b>03.0137-9251.2 669251</b>	
1.6 16V XR3i	66	12/92→01/95	➡	→ 12/93; - ABS		<b>03.0137-9124.2 669124</b>	
1.8 16V XR3i	77	12/92→01/95	➡	01/94→; - ABS		<b>03.0137-9251.2 669251</b>	
1.6 i 16V	65	02/94→01/95	➡	- ABS		<b>03.0137-9251.2 669251</b>	
 <b>Bremstrommel</b>							
1.4 i	55	07/93→01/95	➡	+ ABS		<b>24.0220-3004.2 480023</b>	Ø 203,0 x 49 / 204 - RLG / - ABS Ring / mit Radbe- festigungsbolzen
1.6 16V XR3i	66	12/92→01/95	➡	- ABS		<b>24.0220-3004.2 480023</b>	Ø 203,0 x 49 / 204 - RLG / - ABS Ring / mit Radbe- festigungsbolzen
1.6 i 16V	65	02/94→01/95					
1.8 16V XR3i	77	12/92→01/95					
 <b>Bremsbackensatz</b>							
1.4 i	55	07/93→01/95	➡	→ 12/93; + ABS		<b>03.0137-0238.2 650238</b>	Ø 203 x 38 + HEB
			➡	01/94→; + ABS		<b>03.0137-0238.2 650238</b>	Ø 203 x 38 + HEB
						<b>03.0520-6122.3 696122</b>	TRW Ø 203 x 38 Ø 22,2 + RZ / + Zub TopKit
1.6 16V XR3i	66	12/92→01/95	➡	→ 12/93; - ABS		<b>03.0137-0238.2 650238</b>	Ø 203 x 38 + HEB
1.8 16V XR3i	77	12/92→01/95	➡			<b>03.0520-1119.3 691119</b>	TRW Ø 203 x 38 Ø 19,05 + RZ / + Zub TopKit
			➡	01/94→; - ABS		<b>03.0137-0238.2 650238</b>	Ø 203 x 38 + HEB
						<b>03.0520-5619.3 695619</b>	TRW Ø 203 x 38 Ø 19,05 + RZ / + Zub TopKit
1.6 i 16V	65	02/94→01/95	➡	- ABS		<b>03.0137-0238.2 650238</b>	Ø 203 x 38 + HEB
						<b>03.0520-5619.3 695619</b>	TRW Ø 203 x 38 Ø 19,05 + RZ / + Zub TopKit
<b>Reparaturatz, Automatische Nachstellung</b>							
1.6 16V XR3i	66	12/92→01/95		+ ABS		<b>03.0137-9701.2 669701</b>	
1.6 i 16V	65	02/94→01/95					
1.8 16V XR3i	77	12/92→01/95					
1.8 16V XR3i	96	12/92→01/95					







	kw					! #		
<b>FORD - ESCORT VI Cabriolet (ALL) 12/92→01/95</b>								
 <b>Seilzug, Feststellbremse</b>								
1.4 i	55	07/93→01/95	←	↑; Scheiben/Trommel	1	24.3727-0628.2	580628	L= 151
1.6 16V XR3i	66	12/92→01/95	→	↓; Scheiben/Trommel	1	24.3727-0627.2	580627	L= 3.273
1.6 i 16V	65	02/94→01/95						
1.8 16V XR3i	77	12/92→01/95						
1.8 16V XR3i	96	12/92→01/95						
<b>FORD - ESCORT VI Kombi (GAL) 09/92→01/95</b>								
 <b>Radbremszylinder</b>								
1.3	44	09/92→01/95	→	- ABS; nur paarweise austauschen		24.3219-1107.3	020338	TRW Ø 19,05 GG
			→	+ ABS		24.3222-1117.3	020272	Ø 22,2 GG
1.4	52	09/92→01/95	→	+ ABS		24.3222-1117.3	020272	Ø 22,2 GG
1.4	55	01/94→01/95						
1.6 i 16V	65	01/94→01/95	→	- ABS; nur paarweise austauschen		24.3219-1107.3	020338	TRW Ø 19,05 GG
1.6 i 16V	66	09/92→01/95						
1.8 i 16V	77	01/93→01/95						
1.8 TD	66	02/93→01/95						
1.8 D	44	09/92→01/95	→	- ABS; nur paarweise austauschen		24.3219-1107.3	020338	TRW Ø 19,05 GG
<b>Zubehörsatz, Bremsbacken</b>								
1.3	44	09/92→01/95	→	→ 12/93; - ABS		03.0137-9124.2	669124	
			→	→ 12/93; + ABS		03.0137-9124.2	669124	
			→	01/94→; + ABS		03.0137-9251.2	669251	
			→	01/94→; - ABS		03.0137-9251.2	669251	
1.4	52	09/92→01/95	→	→ 12/93; + ABS		03.0137-9124.2	669124	
1.4	55	01/94→01/95	→	01/94→; + ABS		03.0137-9251.2	669251	
1.4	55	01/94→01/95	→	+ ABS		03.0137-9251.2	669251	
1.6 i 16V	65	01/94→01/95	→	- ABS		03.0137-9251.2	669251	
1.6 i 16V	66	09/92→01/95	→	→ 12/93; - ABS		03.0137-9124.2	669124	
1.8 i 16V	77	01/93→01/95	→	01/94→; - ABS		03.0137-9251.2	669251	
1.8 TD	66	02/93→01/95	→	01/94→; - ABS		03.0137-9251.2	669251	
1.8 D	44	09/92→01/95	→	→ 12/93; - ABS		03.0137-9124.2	669124	
			→	01/94→; - ABS		03.0137-9251.2	669251	
 <b>Bremstrommel</b>								
1.3	44	09/92→01/95	→	+ ABS		24.0220-3004.2	480023	Ø 203,0 x 49 / 204 - RLG / - ABS Ring / mit Radbefestigungsbolzen
			→	- ABS		24.0220-3004.2	480023	Ø 203,0 x 49 / 204 - RLG / - ABS Ring / mit Radbefestigungsbolzen
1.4	52	09/92→01/95	→	+ ABS		24.0220-3004.2	480023	Ø 203,0 x 49 / 204 - RLG / - ABS Ring / mit Radbefestigungsbolzen
1.4	55	01/94→01/95						
1.6 i 16V	65	01/94→01/95	→	- ABS		24.0220-3004.2	480023	Ø 203,0 x 49 / 204 - RLG / - ABS Ring / mit Radbefestigungsbolzen
1.6 i 16V	66	09/92→01/95						
1.8 i 16V	77	01/93→01/95						
1.8 TD	66	02/93→01/95						
1.8 D	44	09/92→01/95	→	- ABS		24.0220-3004.2	480023	Ø 203,0 x 49 / 204 - RLG / - ABS Ring / mit Radbefestigungsbolzen
 <b>Bremsbackensatz</b>								
1.3	44	09/92→01/95	→	01/94→; - ABS		03.0137-0238.2	650238	Ø 203 x 38 + HEB
			→	→ 12/93; - ABS		03.0520-5619.3	695619	TRW Ø 203 x 38 Ø 19,05 + RZ / + Zub TopKit
			→	→ 12/93; - ABS		03.0137-0238.2	650238	Ø 203 x 38 + HEB
			→	→ 12/93; + ABS		03.0520-1119.3	691119	TRW Ø 203 x 38 Ø 19,05 + RZ / + Zub TopKit
			→	→ 12/93; + ABS		03.0137-0238.2	650238	Ø 203 x 38 + HEB
			→	01/94→; + ABS		03.0137-0238.2	650238	Ø 203 x 38 + HEB
			→	01/94→; + ABS		03.0520-6122.3	696122	TRW Ø 203 x 38 Ø 22,2 + RZ / + Zub TopKit
1.4	52	09/92→01/95	→	01/94→; + ABS		03.0137-0238.2	650238	Ø 203 x 38 + HEB
			→	→ 12/93; + ABS		03.0520-6122.3	696122	TRW Ø 203 x 38 Ø 22,2 + RZ / + Zub TopKit
			→	→ 12/93; + ABS		03.0137-0238.2	650238	Ø 203 x 38 + HEB
1.4	55	01/94→01/95	→	+ ABS		03.0137-0238.2	650238	Ø 203 x 38 + HEB
↓								

	kw					! #		
<b>FORD - ESCORT VI Kombi (GAL) 09/92→01/95</b>								
<b> Bremsbackensatz</b>								
1.4	55	01/94→01/95	➡	+ ABS			03.0520-6122.3 696122	TRW Ø 203 x 38 Ø 22,2 + RZ / + Zub TopKit
1.6 i 16V	65	01/94→01/95	➡	- ABS			03.0137-0238.2 650238 03.0520-5619.3 695619	Ø 203 x 38 + HEB TRW Ø 203 x 38 Ø 19,05 + RZ / + Zub TopKit
1.6 i 16V 1.8 i 16V 1.8 TD	66 77 66	09/92→01/95 01/93→01/95 02/93→01/95	➡	→ 12/93; - ABS			03.0137-0238.2 650238 03.0520-1119.3 691119	Ø 203 x 38 + HEB TRW Ø 203 x 38 Ø 19,05 + RZ / + Zub TopKit
			➡	01/94→; - ABS			03.0137-0238.2 650238 03.0520-5619.3 695619	Ø 203 x 38 + HEB TRW Ø 203 x 38 Ø 19,05 + RZ / + Zub TopKit
1.8 D	44	09/92→01/95	➡	01/94→; - ABS			03.0137-0238.2 650238 03.0520-5619.3 695619	Ø 203 x 38 + HEB TRW Ø 203 x 38 Ø 19,05 + RZ / + Zub TopKit
			➡	→ 12/93; - ABS			03.0137-0238.2 650238 03.0520-1119.3 691119	Ø 203 x 38 + HEB TRW Ø 203 x 38 Ø 19,05 + RZ / + Zub TopKit
<b>Reparaturatz, Automatische Nachstellung</b>								
1.6 i 16V 1.6 i 16V 1.8 D 1.8 i 16V 1.8 i 16V 1.8 TD	65 66 44 77 96 66	01/94→01/95 09/92→01/95 09/92→01/95 01/93→01/95 02/93→01/95 02/93→01/95		+ ABS			03.0137-9701.2 669701	
<b> Seilzug, Feststellbremse</b>								
1.3 1.4 1.4 1.6 i 16V 1.6 i 16V 1.8 D 1.8 i 16V 1.8 i 16V 1.8 TD	44 52 55 65 66 44 77 96 66	09/92→01/95 09/92→01/95 01/94→01/95 01/94→01/95 09/92→01/95 09/92→01/95 01/93→01/95 02/93→01/95 02/93→01/95	← ➡	⬆; Scheiben/Trommel ⬇; Scheiben/Trommel	1 1	24.3727-0628.2 580628 24.3727-0627.2 580627	L= 151 L= 3.273	
<b>FORD - ESCORT VI Stufenheck (GAL) 08/93→01/95</b>								
<b> Radbremszylinder</b>								
1.3	44	08/93→01/95	➡	- ABS			24.3220-1112.3 020223	Ø 20,64 GG
			➡	+ ABS			24.3222-1117.3 020272	Ø 22,2 GG
1.4	55	08/93→01/95	➡	+ ABS			24.3222-1117.3 020272	Ø 22,2 GG
1.6 i 16V 1.6 i 16V 1.8 i 16V 1.8 TD	65 66 77 66	01/94→01/95 08/93→01/95 08/93→01/95 08/93→01/95	➡	- ABS; nur paarweise austauschen			24.3219-1107.3 020338	TRW Ø 19,05 GG
1.8 D	44	08/93→01/95	➡	- ABS; nur paarweise austauschen			24.3219-1107.3 020338	TRW Ø 19,05 GG
<b>Zubehörsatz, Bremsbacken</b>								
1.3	44	08/93→01/95	➡	→ 12/93; + ABS			03.0137-9124.2 669124	
			➡	01/94→; - ABS			03.0137-9217.2 669217	TRW
			➡	01/94→; + ABS			03.0137-9251.2 669251	
1.4	55	08/93→01/95	➡	→ 12/93; + ABS			03.0137-9124.2 669124	
			➡	01/94→; + ABS			03.0137-9251.2 669251	
1.6 i 16V	65	01/94→01/95	➡	- ABS			03.0137-9251.2 669251	
1.6 i 16V 1.8 i 16V 1.8 TD	66 77 66	08/93→01/95 08/93→01/95 08/93→01/95	➡	→ 12/93; - ABS			03.0137-9124.2 669124	
			➡	01/94→; - ABS			03.0137-9251.2 669251	
1.8 D	44	08/93→01/95	➡	→ 12/93; - ABS			03.0137-9124.2 669124	
			➡	01/94→; - ABS			03.0137-9251.2 669251	
<b> Bremstrommel</b>								
1.3	44	08/93→01/95	➡	- ABS			24.0218-0024.2 480079 24.0218-0724.2 480206	Ø 180,0 x 44 / 181,3 - RLG / - ABS Ring / mit Radbe- festigungsbolzen Ø 180,0 x 44 / 181,3 + RLG / - ABS Ring / mit Radbe- festigungsbolzen
↓								

	kw				! #		
<b>FORD - ESCORT VI Stufenheck (GAL) 08/93→01/95</b>							
<b>Bremstrommel</b>							
1.3	44	08/93→01/95	➔	+ ABS		24.0220-3004.2 480023	Ø 203,0 x 49 / 204 - RLG / - ABS Ring / mit Radbefestigungsbolzen
1.4	55	08/93→01/95	➔	+ ABS		24.0220-3004.2 480023	Ø 203,0 x 49 / 204 - RLG / - ABS Ring / mit Radbefestigungsbolzen
1.6 i 16V 1.6 i 16V 1.8 i 16V 1.8 TD	65 66 77 66	01/94→01/95 08/93→01/95 08/93→01/95 08/93→01/95	➔	- ABS		24.0220-3004.2 480023	Ø 203,0 x 49 / 204 - RLG / - ABS Ring / mit Radbefestigungsbolzen
1.8 D	44	08/93→01/95	➔	- ABS		24.0220-3004.2 480023	Ø 203,0 x 49 / 204 - RLG / - ABS Ring / mit Radbefestigungsbolzen
<b>Bremsbackensatz</b>							
1.3	44	08/93→01/95	➔	01/94→; - ABS		03.0137-0237.2 650237 03.0520-7020.3 697020	Ø 180 x 32 + HEB TRW Ø 180 x 32 Ø 20,64 + RZ / + Zub TopKit
			➔	→ 12/93; - ABS		03.0137-0237.2 650237 03.0520-2120.3 692120	Ø 180 x 32 + HEB TRW Ø 180 x 32 Ø 20,64 + RZ / + Zub TopKit
			➔	→ 12/93; + ABS		03.0137-0238.2 650238	Ø 203 x 38 + HEB
			➔	01/94→; + ABS		03.0137-0238.2 650238 03.0520-6122.3 696122	Ø 203 x 38 + HEB TRW Ø 203 x 38 Ø 22,2 + RZ / + Zub TopKit
1.4	55	08/93→01/95	➔	01/94→; + ABS		03.0137-0238.2 650238 03.0520-6122.3 696122	Ø 203 x 38 + HEB TRW Ø 203 x 38 Ø 22,2 + RZ / + Zub TopKit
			➔	→ 12/93; + ABS		03.0137-0238.2 650238	Ø 203 x 38 + HEB
1.6 i 16V	65	01/94→01/95	➔	- ABS		03.0137-0238.2 650238 03.0520-5619.3 695619	Ø 203 x 38 + HEB TRW Ø 203 x 38 Ø 19,05 + RZ / + Zub TopKit
1.6 i 16V 1.8 i 16V 1.8 TD	66 77 66	08/93→01/95 08/93→01/95 08/93→01/95	➔	→ 12/93; - ABS		03.0137-0238.2 650238 03.0520-1119.3 691119	Ø 203 x 38 + HEB TRW Ø 203 x 38 Ø 19,05 + RZ / + Zub TopKit
			➔	01/94→; - ABS		03.0137-0238.2 650238 03.0520-5619.3 695619	Ø 203 x 38 + HEB TRW Ø 203 x 38 Ø 19,05 + RZ / + Zub TopKit
1.8 D	44	08/93→01/95	➔	01/94→; - ABS		03.0137-0238.2 650238 03.0520-5619.3 695619	Ø 203 x 38 + HEB TRW Ø 203 x 38 Ø 19,05 + RZ / + Zub TopKit
			➔	→ 12/93; - ABS		03.0137-0238.2 650238 03.0520-1119.3 691119	Ø 203 x 38 + HEB TRW Ø 203 x 38 Ø 19,05 + RZ / + Zub TopKit
<b>Reparaturatz, Automatische Nachstellung</b>							
1.6 i 16V 1.6 i 16V 1.8 D 1.8 i 16V 1.8 TD	65 66 44 77 66	01/94→01/95 08/93→01/95 08/93→01/95 08/93→01/95 08/93→01/95		+ ABS		03.0137-9701.2 669701	
<b>Seilzug, Feststellbremse</b>							
1.3 1.4	44 55	08/93→01/95 08/93→01/95	←	⬆; Scheiben/Trommel	1	24.3727-0628.2 580628	L= 151
1.6 i 16V 1.6 i 16V 1.8 D 1.8 i 16V 1.8 TD	65 66 44 77 66	01/94→01/95 08/93→01/95 08/93→01/95 08/93→01/95 08/93→01/95	➔	⬇; Scheiben/Trommel	1	24.3727-0627.2 580627	L= 3.273
<b>FORD - ESCORT VII (GAL, AAL, ABL) 01/95→10/02</b>							
<b>Radbremszylinder</b>							
1.3 1.4	44 55	01/95→10/98 01/95→10/98	➔	02/95→; - ABS		24.3220-1112.3 020223	Ø 20,64 GG
			➔	02/95→; + ABS		24.3222-1117.3 020272	Ø 22,2 GG
1.6 16V 1.6 16V 4x4 1.6 i 16V	66 66 65	01/95→10/98 01/95→10/98 01/95→08/95	➔	02/95→ 07/95; - ABS		24.3220-1112.3 020223	Ø 20,64 GG
			➔	02/95→ 07/95; + ABS		24.3222-1117.3 020272	Ø 22,2 GG
			➔	08/95→		24.3222-1117.3 020272	Ø 22,2 GG
1.8 16V	77	01/95→08/95	➔	02/95→ 07/95; - ABS		24.3220-1112.3 020223	Ø 20,64 GG
↓							

	kw					! #		
<b>FORD - ESCORT VII (GAL, AAL, ABL) 01/95→10/02</b>								
<b>Radbremsszylinder</b>								
1.8 16V	85	01/95→10/98	➔	08/95→		24.3220-1112.3	020223	Ø 20,64 GG
			➔	02/95→ 07/95; + ABS		24.3222-1117.3	020272	Ø 22,2 GG
1.8 D	44	01/95→12/96	➔	02/95→ 07/95; - ABS		24.3219-1107.3	020338	TRW Ø 19,05 GG
			➔	→ 01/95; - ABS; nur paarweise austauschen		24.3219-1107.3	020338	TRW Ø 19,05 GG
			➔	08/95→		24.3220-1112.3	020223	Ø 20,64 GG
			➔	02/95→ 07/95; + ABS		24.3222-1117.3	020272	Ø 22,2 GG
1.8 TD	66	01/95→10/98	➔	02/95→ 07/95; - ABS		24.3219-1107.3	020338	TRW Ø 19,05 GG
			➔	08/95→		24.3220-1112.3	020223	Ø 20,64 GG
			➔	02/95→ 07/95; + ABS		24.3222-1117.3	020272	Ø 22,2 GG
1.8 Turbo D	51	12/95→10/98	➔			24.3220-1112.3	020223	Ø 20,64 GG
RS 2000	110	02/95→02/98	➔			24.3222-1117.3	020272	Ø 22,2 GG
RS 2000 4x4	110	02/95→10/98						
RS Cosworth 4x4	162	02/95→10/98						
<b>Zubehörsatz, Bremsbacken</b>								
1.3	44	01/95→10/98		02/95→; + ABS; → 07.1995		03.0137-9251.2	669251	
			➔	02/95→; + ABS; 08.1995→		03.0137-9177.2	669177	
			➔	04/96→; - ABS		03.0137-9217.2	669217	TRW
			➔	02/95→ 03/96; - ABS		03.0137-9217.2	669217	TRW
1.4	55	01/95→10/98		02/95→; + ABS; → 07.1995		03.0137-9251.2	669251	
1.6 16V	66	01/95→10/98	➔	02/95→; + ABS; 08.1995→		03.0137-9177.2	669177	
1.6 16V 4x4	66	01/95→10/98						
1.6 i 16V	65	01/95→08/95	➔	02/95→; - ABS		03.0137-9217.2	669217	TRW
1.8 16V	77	01/95→08/95	➔	02/95→; - ABS; 08.1995→		03.0137-9177.2	669177	
1.8 16V	85	01/95→10/98	➔	02/95→; + ABS; 08.1995→		03.0137-9177.2	669177	
			➔	02/95→; + ABS; → 07.1995		03.0137-9251.2	669251	
			➔	02/95→; - ABS; → 07.1995		03.0137-9251.2	669251	
1.8 D	44	01/95→12/96	➔	02/95→; - ABS; 08.1995→		03.0137-9177.2	669177	
			➔	02/95→; + ABS; 08.1995→		03.0137-9177.2	669177	
			➔	02/95→; - ABS		03.0137-9217.2	669217	TRW
			➔	→ 01/95; - ABS		03.0137-9251.2	669251	
			➔	02/95→; + ABS; → 07.1995		03.0137-9251.2	669251	
			➔	02/95→; - ABS; → 07.1995		03.0137-9251.2	669251	
1.8 TD	66	01/95→10/98	➔	02/95→; - ABS; 08.1995→		03.0137-9177.2	669177	
			➔	02/95→; + ABS; 08.1995→		03.0137-9177.2	669177	
			➔	02/95→; - ABS		03.0137-9217.2	669217	TRW
			➔	02/95→; + ABS; → 07.1995		03.0137-9251.2	669251	
			➔	02/95→; - ABS; → 07.1995		03.0137-9251.2	669251	
1.8 Turbo D	51	12/95→10/98	➔	+ ABS; 08.1995→		03.0137-9177.2	669177	
			➔	- ABS; 08.1995→		03.0137-9177.2	669177	
			➔	- ABS		03.0137-9217.2	669217	TRW
			➔	- ABS; → 07.1995		03.0137-9251.2	669251	
			➔	+ ABS; → 07.1995		03.0137-9251.2	669251	
RS 2000	110	02/95→02/98	➔	08.1995→		03.0137-9177.2	669177	
RS 2000 4x4	110	02/95→10/98						
RS Cosworth 4x4	162	02/95→10/98	➔	→ 07.1995		03.0137-9251.2	669251	
<b>Bremstrommel</b>								
1.3	44	01/95→10/98	➔	02/95→; - ABS		24.0218-0024.2	480079	Ø 180,0 x 44 / 181,3 - RLG / - ABS Ring / mit Radbe- festigungsbolzen
1.4	55	01/95→10/98						
1.6 16V	66	01/95→10/98						
1.6 16V 4x4	66	01/95→10/98				24.0218-0724.2	480206	Ø 180,0 x 44 / 181,3 + RLG / - ABS Ring / mit Radbe- festigungsbolzen
1.6 i 16V	65	01/95→08/95						
1.8 TD	66	01/95→10/98						
			➔	02/95→ 07/95; + ABS		24.0220-3004.2	480023	Ø 203,0 x 49 / 204 - RLG / - ABS Ring / mit Radbe- festigungsbolzen
			➔	08/95→; + ABS		24.0220-3009.2	480080	Ø 203,0 x 48,5 / 204,3 - RLG / - ABS Ring / mit Radbe- festigungsbolzen
↓								

	kw				! #		
<b>FORD - ESCORT VII (GAL, AAL, ABL) 01/95→10/02</b>							
<b>Bremstrommel</b>							
1.8 16V 1.8 16V	77 85	01/95→08/95 01/95→10/98	➔	02/95→ 07/95		24.0220-3004.2 480023	Ø 203,0 x 49 / 204 - RLG / - ABS Ring / mit Radbefestigungsbolzen
			➔	08/95→		24.0220-3009.2 480080	Ø 203,0 x 48,5 / 204,3 - RLG / - ABS Ring / mit Radbefestigungsbolzen
1.8 D	44	01/95→12/96	➔	02/95→; - ABS		24.0218-0024.2 480079	Ø 180,0 x 44 / 181,3 - RLG / - ABS Ring / mit Radbefestigungsbolzen
			➔	→ 01/95; - ABS		24.0218-0724.2 480206	Ø 180,0 x 44 / 181,3 + RLG / - ABS Ring / mit Radbefestigungsbolzen
			➔	02/95→ 07/95; + ABS		24.0220-3004.2 480023	Ø 203,0 x 49 / 204 - RLG / - ABS Ring / mit Radbefestigungsbolzen
			➔	08/95→; + ABS		24.0220-3009.2 480080	Ø 203,0 x 48,5 / 204,3 - RLG / - ABS Ring / mit Radbefestigungsbolzen
1.8 Turbo D	51	12/95→10/98	➔	- ABS		24.0218-0024.2 480079	Ø 180,0 x 44 / 181,3 - RLG / - ABS Ring / mit Radbefestigungsbolzen
			➔	+ ABS		24.0218-0724.2 480206	Ø 180,0 x 44 / 181,3 + RLG / - ABS Ring / mit Radbefestigungsbolzen
			➔			24.0220-3009.2 480080	Ø 203,0 x 48,5 / 204,3 - RLG / - ABS Ring / mit Radbefestigungsbolzen
RS 2000 RS 2000 4x4 RS Cosworth 4x4	110 110 162	02/95→02/98 02/95→10/98 02/95→10/98	➔	→ 07/95		24.0220-3004.2 480023	Ø 203,0 x 49 / 204 - RLG / - ABS Ring / mit Radbefestigungsbolzen
			➔	08/95→		24.0220-3009.2 480080	Ø 203,0 x 48,5 / 204,3 - RLG / - ABS Ring / mit Radbefestigungsbolzen
<b>Bremsbackensatz</b>							
1.3	44	01/95→10/98	➔	02/95→ 03/96; - ABS		03.0137-0237.2 650237	Ø 180 x 32 + HEB
			➔	04/96→; - ABS		03.0137-0337.2 650337	TRW Ø 180 x 32 + HEB
			➔	02/95→; + ABS		03.0137-0338.2 650338	Ø 203 x 38
			➔	02/95→; + ABS		03.0137-0346.2 650346	Ø 203 x 38 + HEB
			➔	02/95→; + ABS		03.0520-6422.3 696422	TRW Ø 203 x 38 Ø 22,2 + RZ / + Zub TopKit
1.4	55	01/95→10/98	➔	02/95→; - ABS		03.0137-0337.2 650337	TRW Ø 180 x 32 + HEB
			➔	02/95→; + ABS		03.0137-0338.2 650338	Ø 203 x 38
			➔	02/95→; + ABS		03.0137-0346.2 650346	Ø 203 x 38 + HEB
			➔	02/95→; + ABS		03.0520-6422.3 696422	TRW Ø 203 x 38 Ø 22,2 + RZ / + Zub TopKit
1.6 16V 1.6 16V 4x4 1.6 i 16V	66 66 65	01/95→10/98 01/95→10/98 01/95→08/95	➔	02/95→; - ABS		03.0137-0337.2 650337	TRW Ø 180 x 32 + HEB
			➔	02/95→; + ABS		03.0137-0338.2 650338	Ø 203 x 38
			➔	02/95→; + ABS		03.0137-0346.2 650346	Ø 203 x 38 + HEB
			➔	08/95→		03.0520-6422.3 696422	TRW Ø 203 x 38 Ø 22,2 + RZ / + Zub TopKit
1.8 16V 1.8 16V	77 85	01/95→08/95 01/95→10/98	➔	02/95→; - ABS		03.0137-0338.2 650338	Ø 203 x 38
			➔	02/95→; + ABS		03.0137-0346.2 650346	Ø 203 x 38 + HEB
			➔	02/95→ 07/95; + ABS		03.0520-6422.3 696422	TRW Ø 203 x 38 Ø 22,2 + RZ / + Zub TopKit
1.8 D	44	01/95→12/96	➔	→ 01/95; - ABS		03.0137-0238.2 650238	Ø 203 x 38 + HEB
			➔			03.0520-5619.3 695619	TRW Ø 203 x 38 Ø 19,05 + RZ / + Zub TopKit
			➔	02/95→; - ABS		03.0137-0337.2 650337	TRW Ø 180 x 32 + HEB
			➔	02/95→; - ABS		03.0137-0338.2 650338	Ø 203 x 38
			➔	02/95→; + ABS		03.0137-0346.2 650346	Ø 203 x 38 + HEB
			➔	02/95→ 07/95; - ABS		03.0520-5519.3 695519	TRW Ø 180 x 32 Ø 19,05 + RZ / + Zub TopKit
			➔	02/95→; + ABS		03.0520-6422.3 696422	TRW Ø 203 x 38 Ø 22,2 + RZ / + Zub TopKit
↓							

	kw				! #		
<b>FORD - ESCORT VII (GAL, AAL, ABL) 01/95→10/02</b>							
<b>Bremsbackensatz</b>							
1.8 TD	66	01/95→10/98	➡	02/95→; - ABS		03.0137-0337.2 650337	TRW Ø 180 x 32 + HEB
			➡	02/95→; - ABS		03.0137-0338.2 650338	Ø 203 x 38
			➡	02/95→; + ABS		03.0137-0346.2 650346	Ø 203 x 38 + HEB
			➡	02/95→ 07/95; - ABS		03.0520-5519.3 695519	TRW Ø 180 x 32 Ø 19,05 + RZ / + Zub TopKit
			➡	02/95→; + ABS		03.0520-6422.3 696422	TRW Ø 203 x 38 Ø 22,2 + RZ / + Zub TopKit
1.8 Turbo D	51	12/95→10/98	➡	- ABS		03.0137-0337.2 650337	TRW Ø 180 x 32 + HEB
			➡	- ABS		03.0137-0338.2 650338	Ø 203 x 38
			➡	+ ABS		03.0137-0346.2 650346	Ø 203 x 38 + HEB
			➡	+ ABS		03.0520-6422.3 696422	TRW Ø 203 x 38 Ø 22,2 + RZ / + Zub TopKit
RS 2000	110	02/95→02/98	➡			03.0137-0346.2 650346	Ø 203 x 38 + HEB
RS 2000 4x4	110	02/95→10/98					
RS Cosworth 4x4	162	02/95→10/98					
<b>Reparaturatz, Automatische Nachstellung</b>							
1.6 16V	66	01/95→10/98		02/95→; + ABS		03.0137-9701.2 669701	
1.6 16V 4x4	66	01/95→10/98					
1.6 i 16V	65	01/95→08/95					
1.8 16V	77	01/95→08/95					
1.8 16V	85	01/95→10/98					
1.8 TD	66	01/95→10/98					
1.8 D	44	01/95→12/96		02/95→; + ABS		03.0137-9701.2 669701	
				→ 01/95; + ABS		03.0137-9701.2 669701	
1.8 Turbo D	51	12/95→10/98		+ ABS		03.0137-9701.2 669701	
<b>Seilzug, Feststellbremse</b>							
1.3	44	01/95→10/98	←	⏏; 05/98→; für Linkslenker; + Lieferwagen; Scheiben/Trommel	1	24.3727-0661.2 580661	L= 281
1.4	55	01/95→10/98	←	⏏; 02/95→; für Rechtslenker; Scheiben/Trommel	1	24.3727-0661.2 580661	L= 281
1.6 16V	66	01/95→10/98	←	⏏; 02/95→; für Linkslenker; Scheiben/Trommel	1	24.3727-0661.2 580661	L= 281
1.6 16V 4x4	66	01/95→10/98	←	⏏; 02/95→ 04/98; für Linkslenker; + Lieferwagen; Scheiben/Trommel	1	24.3727-0661.2 580661	L= 281
1.8 16V	85	01/95→10/98	←	⏏; 02/95→ 04/98; für Rechtslenker; + Lieferwagen; Scheiben/Trommel	1	24.3727-0661.2 580661	L= 281
1.8 TD	66	01/95→10/98	←	⏏; 05/98→; für Rechtslenker; + Lieferwagen; Scheiben/Trommel	1	24.3727-0661.2 580661	L= 281
			➡	⏏; 02/95→; für Linkslenker; Scheiben/Trommel	1	24.3727-0657.2 580657	L= 1.670 L2= 1.705
1.4	54	01/95→12/99	←	⏏; 02/95→ 02/99; für Rechtslenker; Scheiben/Trommel	1	24.3727-0661.2 580661	L= 281
			←	⏏; 02/95→ 02/99; für Linkslenker; Scheiben/Trommel	1	24.3727-0661.2 580661	L= 281
			←	⏏; 05/98→ 02/99; für Rechtslenker; + Lieferwagen; Scheiben/Trommel	1	24.3727-0661.2 580661	L= 281
			←	⏏; 02/95→ 04/98; für Linkslenker; + Lieferwagen; Scheiben/Trommel	1	24.3727-0661.2 580661	L= 281
			←	⏏; 05/98→ 02/99; für Linkslenker; + Lieferwagen; Scheiben/Trommel	1	24.3727-0661.2 580661	L= 281
			←	⏏; 02/95→ 04/98; für Rechtslenker; + Lieferwagen; Scheiben/Trommel	1	24.3727-0661.2 580661	L= 281
			➡	⏏; 02/95→ 02/99; für Linkslenker; Scheiben/Trommel	1	24.3727-0657.2 580657	L= 1.670 L2= 1.705
1.6 i 16V	65	01/95→08/95	←	⏏; 02/95→; für Linkslenker; Scheiben/Trommel	1	24.3727-0661.2 580661	L= 281
1.8 16V	77	01/95→08/95	←	⏏; 02/95→; für Rechtslenker; + Lieferwagen; Scheiben/Trommel	1	24.3727-0661.2 580661	L= 281
			←	⏏; 02/95→; für Linkslenker; + Lieferwagen; Scheiben/Trommel	1	24.3727-0661.2 580661	L= 281
			←	⏏; 02/95→; für Rechtslenker; Scheiben/Trommel	1	24.3727-0661.2 580661	L= 281
			➡	⏏; 02/95→; für Linkslenker; Scheiben/Trommel	1	24.3727-0657.2 580657	L= 1.670 L2= 1.705
1.8 D	44	01/95→12/96	←	⏏; → 01/95; Scheiben/Trommel	1	24.3727-0628.2 580628	L= 151
			←	⏏; 02/95→; für Linkslenker; Scheiben/Trommel	1	24.3727-0661.2 580661	L= 281





**FORD - ESCORT VII (GAL, AAL, ABL) 01/95→10/02**










**Seilzug, Feststellbremse**











1.8 D	44	01/95→12/96	←	↑; 02/95→; für Rechtslenker; + Lieferwagen; Scheiben/Trommel	1	24.3727-0661.2	580661	L= 281
			←	↑; 02/95→; für Linkslenker; + Lieferwagen; Scheiben/Trommel	1	24.3727-0661.2	580661	L= 281
			←	↑; 02/95→; für Rechtslenker; Scheiben/Trommel	1	24.3727-0661.2	580661	L= 281
			→	↓; → 01/95; Scheiben/Trommel	1	24.3727-0627.2	580627	L= 3.273
			→	↓; 02/95→; für Linkslenker; Scheiben/Trommel	1	24.3727-0657.2	580657	L= 1.670 L2= 1.705
1.8 Turbo D	51	12/95→10/98	←	↑; → 04/98; für Rechtslenker; + Lieferwagen; Scheiben/Trommel	1	24.3727-0661.2	580661	L= 281
			←	↑; 05/98→; für Linkslenker; + Lieferwagen; Scheiben/Trommel	1	24.3727-0661.2	580661	L= 281
			←	↑; → 04/98; für Linkslenker; + Lieferwagen; Scheiben/Trommel	1	24.3727-0661.2	580661	L= 281
			←	↑; für Linkslenker; Scheiben/Trommel	1	24.3727-0661.2	580661	L= 281
			←	↑; für Rechtslenker; Scheiben/Trommel	1	24.3727-0661.2	580661	L= 281
			←	↑; 05/98→; für Rechtslenker; + Lieferwagen; Scheiben/Trommel	1	24.3727-0661.2	580661	L= 281
			→	↓; für Linkslenker; Scheiben/Trommel	1	24.3727-0657.2	580657	L= 1.670 L2= 1.705
RS 2000	110	02/95→02/98	←	↑; → 12/95; für Linkslenker; Scheiben/Trommel	1	24.3727-0661.2	580661	L= 281
			←	↑; → 12/95; für Rechtslenker; Scheiben/Trommel	1	24.3727-0661.2	580661	L= 281
			←	↑; für Rechtslenker; + Lieferwagen; Scheiben/Trommel	1	24.3727-0661.2	580661	L= 281
			←	↑; für Linkslenker; + Lieferwagen; Scheiben/Trommel	1	24.3727-0661.2	580661	L= 281
			→	↓; → 12/95; für Linkslenker; Scheiben/Trommel	1	24.3727-0657.2	580657	L= 1.670 L2= 1.705
RS Cosworth 4x4	162	02/95→10/98	←	↑; → 12/95; für Rechtslenker; Scheiben/Trommel	1	24.3727-0661.2	580661	L= 281
			←	↑; → 12/95; für Linkslenker; Scheiben/Trommel	1	24.3727-0661.2	580661	L= 281
			←	↑; → 04/98; für Linkslenker; + Lieferwagen; Scheiben/Trommel	1	24.3727-0661.2	580661	L= 281
			←	↑; → 04/98; für Rechtslenker; + Lieferwagen; Scheiben/Trommel	1	24.3727-0661.2	580661	L= 281
			←	↑; 05/98→; für Rechtslenker; + Lieferwagen; Scheiben/Trommel	1	24.3727-0661.2	580661	L= 281
			←	↑; 05/98→; für Linkslenker; + Lieferwagen; Scheiben/Trommel	1	24.3727-0661.2	580661	L= 281
			→	↓; → 12/95; für Linkslenker; Scheiben/Trommel	1	24.3727-0657.2	580657	L= 1.670 L2= 1.705










**FORD - ESCORT VII Cabriolet (ALL) 02/95→08/00**







**Radbremsszylinder**









1.4	55	02/95→08/98	→	- ABS	24.3219-1107.3	020338	TRW Ø 19,05 GG
			→	+ ABS	24.3220-1112.3	020223	Ø 20,64 GG
1.6 16V XR3i	65 66	02/95→12/96 02/95→09/99	→	→ 07/95	24.3219-1107.3	020338	TRW Ø 19,05 GG
			→	08/95→	24.3222-1117.3	020272	Ø 22,2 GG
1.8 16V XR3i	77	02/95→08/98	→	→ 07/95; - ABS	24.3219-1107.3	020338	TRW Ø 19,05 GG
			→	08/95→; - ABS	24.3220-1112.3	020223	Ø 20,64 GG
			→	+ ABS	24.3222-1117.3	020272	Ø 22,2 GG
1.8 16V XR3i	85	10/95→08/98	→		24.3220-1112.3	020223	Ø 20,64 GG
			→	- ABS	24.3220-1112.3	020223	Ø 20,64 GG
			→	+ ABS	24.3222-1117.3	020272	Ø 22,2 GG
1.8 16V XR3i	96	02/95→08/00	→	→ 07/95; - ABS	24.3219-1107.3	020338	TRW Ø 19,05 GG
			→	08/95→ 07/00; - ABS	24.3220-1112.3	020223	Ø 20,64 GG
			→	→ 07/00; + ABS	24.3222-1117.3	020272	Ø 22,2 GG
1.8 TD 1.8 Turbo D ↓	66 51	09/95→08/98 10/96→08/99	→		24.3220-1112.3	020223	Ø 20,64 GG

	kW			 	! #		
<b>FORD - ESCORT VII Cabriolet (ALL) 02/95→08/00</b>							
<b>Zubehörsatz, Bremsbacken</b>							
1.4	55	02/95→08/98	➡	+ ABS; 08.1995→		03.0137-9177.2 669177	
			➡	- ABS		03.0137-9217.2 669217	TRW
			➡	+ ABS; → 07.1995		03.0137-9251.2 669251	
1.6 16V XR3i	65	02/95→12/96		+ ABS; → 07.1995		03.0137-9251.2 669251	
1.6 16V XR3i	66	02/95→09/99	➡	+ ABS; 08.1995→		03.0137-9177.2 669177	
			➡	- ABS		03.0137-9217.2 669217	TRW
1.8 16V XR3i	77	02/95→08/98	➡	+ ABS; 08.1995→		03.0137-9177.2 669177	
1.8 16V XR3i	85	10/95→08/98	➡	- ABS; 08.1995→		03.0137-9177.2 669177	
			➡	- ABS; → 07.1995		03.0137-9251.2 669251	
			➡	+ ABS; → 07.1995		03.0137-9251.2 669251	
1.8 16V XR3i	96	02/95→08/00	➡	+ ABS; → 07/00; 08.1995→		03.0137-9177.2 669177	
			➡	- ABS; → 07/00; 08.1995→		03.0137-9177.2 669177	
			➡	- ABS; → 07/00; → 07.1995		03.0137-9251.2 669251	
			➡	+ ABS; → 07/00; → 07.1995		03.0137-9251.2 669251	
1.8 TD	66	09/95→08/98	➡	+ ABS; 08.1995→		03.0137-9177.2 669177	
1.8 Turbo D	51	10/96→08/99	➡	- ABS; 08.1995→		03.0137-9177.2 669177	
			➡	- ABS		03.0137-9217.2 669217	TRW
			➡	- ABS; → 07.1995		03.0137-9251.2 669251	
			➡	+ ABS; → 07.1995		03.0137-9251.2 669251	
 <b>Bremstrommel</b>							
1.4	55	02/95→08/98	➡	- ABS		24.0218-0024.2 480079	Ø 180,0 x 44 / 181,3
1.6 16V XR3i	65	02/95→12/96					- RLG / - ABS Ring / mit Radbefestigungsbolzen
1.6 16V XR3i	66	02/95→09/99				24.0218-0724.2 480206	Ø 180,0 x 44 / 181,3
							+ RLG / - ABS Ring / mit Radbefestigungsbolzen
			➡	→ 07/95; + ABS		24.0220-3004.2 480023	Ø 203,0 x 49 / 204
							- RLG / - ABS Ring / mit Radbefestigungsbolzen
			➡	08/95→; + ABS		24.0220-3009.2 480080	Ø 203,0 x 48,5 / 204,3
							- RLG / - ABS Ring / mit Radbefestigungsbolzen
1.8 16V XR3i	77	02/95→08/98	➡	→ 07/95		24.0220-3004.2 480023	Ø 203,0 x 49 / 204
							- RLG / - ABS Ring / mit Radbefestigungsbolzen
			➡	08/95→		24.0220-3009.2 480080	Ø 203,0 x 48,5 / 204,3
							- RLG / - ABS Ring / mit Radbefestigungsbolzen
1.8 16V XR3i	85	10/95→08/98	➡			24.0220-3009.2 480080	Ø 203,0 x 48,5 / 204,3
							- RLG / - ABS Ring / mit Radbefestigungsbolzen
1.8 16V XR3i	96	02/95→08/00	➡	→ 07/95		24.0220-3004.2 480023	Ø 203,0 x 49 / 204
							- RLG / - ABS Ring / mit Radbefestigungsbolzen
			➡	08/95→ 07/00		24.0220-3009.2 480080	Ø 203,0 x 48,5 / 204,3
							- RLG / - ABS Ring / mit Radbefestigungsbolzen
1.8 TD	66	09/95→08/98	➡	- ABS		24.0218-0024.2 480079	Ø 180,0 x 44 / 181,3
1.8 Turbo D	51	10/96→08/99					- RLG / - ABS Ring / mit Radbefestigungsbolzen
						24.0218-0724.2 480206	Ø 180,0 x 44 / 181,3
							+ RLG / - ABS Ring / mit Radbefestigungsbolzen
			➡	+ ABS		24.0220-3009.2 480080	Ø 203,0 x 48,5 / 204,3
							- RLG / - ABS Ring / mit Radbefestigungsbolzen
 <b>Bremssattelsatz</b>							
1.4	55	02/95→08/98	➡	- ABS		03.0137-0337.2 650337	TRW Ø 180 x 32 + HEB
			➡	+ ABS		03.0137-0346.2 650346	Ø 203 x 38 + HEB
			➡	- ABS		03.0520-5519.3 695519	TRW Ø 180 x 32 Ø 19,05
							+ RZ / + Zub TopKit
			➡	+ ABS		03.0520-6422.3 696422	TRW Ø 203 x 38 Ø 22,2
							+ RZ / + Zub TopKit
↓							








	kw			 	! #		
<b>FORD - ESCORT VII Cabriolet (ALL) 02/95→08/00</b>							
 <b>Bremsbackensatz</b>							
1.6 16V XR3i	65	02/95→12/96	➡	- ABS		03.0137-0337.2 650337	TRW Ø 180 x 32 + HEB
1.6 16V XR3i	66	02/95→09/99	➡	+ ABS		03.0137-0338.2 650338	Ø 203 x 38
			➡			03.0137-0346.2 650346	Ø 203 x 38 + HEB
			➡	→ 07/95		03.0520-5519.3 695519	TRW Ø 180 x 32 Ø 19,05 + RZ / + Zub TopKit
			➡	08/95→		03.0520-6422.3 696422	TRW Ø 203 x 38 Ø 22,2 + RZ / + Zub TopKit
1.8 16V XR3i	77	02/95→08/98	➡	- ABS		03.0137-0338.2 650338	Ø 203 x 38
1.8 16V XR3i	85	10/95→08/98	➡	+ ABS		03.0137-0346.2 650346	Ø 203 x 38 + HEB
			➡	+ ABS		03.0520-6422.3 696422	TRW Ø 203 x 38 Ø 22,2 + RZ / + Zub TopKit
1.8 16V XR3i	96	02/95→08/00	➡	- ABS; → 07/00		03.0137-0338.2 650338	Ø 203 x 38
			➡	+ ABS; → 07/00		03.0137-0346.2 650346	Ø 203 x 38 + HEB
			➡	+ ABS; → 07/00		03.0520-6422.3 696422	TRW Ø 203 x 38 Ø 22,2 + RZ / + Zub TopKit
1.8 TD	66	09/95→08/98	➡	- ABS		03.0137-0337.2 650337	TRW Ø 180 x 32 + HEB
1.8 Turbo D	51	10/96→08/99	➡	- ABS		03.0137-0338.2 650338	Ø 203 x 38
			➡	+ ABS		03.0137-0346.2 650346	Ø 203 x 38 + HEB
			➡	+ ABS		03.0520-6422.3 696422	TRW Ø 203 x 38 Ø 22,2 + RZ / + Zub TopKit
<b>Reparaturatz, Automatische Nachstellung</b>							
1.6 16V XR3i	65	02/95→12/96		+ ABS		03.0137-9701.2 669701	
1.6 16V XR3i	66	02/95→09/99					
1.8 16V XR3i	85	10/95→08/98					
1.8 TD	66	09/95→08/98					
1.8 Turbo D	51	10/96→08/99					
 <b>Seilzug, Feststellbremse</b>							
1.4	55	02/95→08/98	←	⬆; → 04/98; für Rechtslenker; + Lieferwagen; Scheiben/Trommel	1	24.3727-0661.2 580661	L= 281
1.8 16V XR3i	85	10/95→08/98	←	⬆; 05/98→; für Linkslenker; + Lieferwagen; Scheiben/Trommel	1	24.3727-0661.2 580661	L= 281
1.8 TD	66	09/95→08/98	←	⬆; → 04/98; für Linkslenker; + Lieferwagen; Scheiben/Trommel	1	24.3727-0661.2 580661	L= 281
			←	⬆; für Linkslenker; Scheiben/Trommel	1	24.3727-0661.2 580661	L= 281
			←	⬆; für Rechtslenker; Scheiben/Trommel	1	24.3727-0661.2 580661	L= 281
			←	⬆; 05/98→; für Rechtslenker; + Lieferwagen; Scheiben/Trommel	1	24.3727-0661.2 580661	L= 281
			➡	⬇; für Linkslenker; Scheiben/Trommel	1	24.3727-0657.2 580657	L= 1.670 L2= 1.705
1.6 16V XR3i	65	02/95→12/96	←	⬆; für Rechtslenker; Scheiben/Trommel	1	24.3727-0661.2 580661	L= 281
			←	⬆; für Linkslenker; + Lieferwagen; Scheiben/Trommel	1	24.3727-0661.2 580661	L= 281
			←	⬆; für Rechtslenker; + Lieferwagen; Scheiben/Trommel	1	24.3727-0661.2 580661	L= 281
			←	⬆; für Linkslenker; Scheiben/Trommel	1	24.3727-0661.2 580661	L= 281
			➡	⬇; für Linkslenker; Scheiben/Trommel	1	24.3727-0657.2 580657	L= 1.670 L2= 1.705
1.6 16V XR3i	66	02/95→09/99	←	⬆; → 04/98; für Rechtslenker; + Lieferwagen; Scheiben/Trommel	1	24.3727-0661.2 580661	L= 281
1.8 Turbo D	51	10/96→08/99	←	⬆; → 04/98; für Linkslenker; + Lieferwagen; Scheiben/Trommel	1	24.3727-0661.2 580661	L= 281
			←	⬆; 05/98→ 02/99; für Rechtslenker; + Lieferwagen; Scheiben/Trommel	1	24.3727-0661.2 580661	L= 281
			←	⬆; für Linkslenker; Scheiben/Trommel	1	24.3727-0661.2 580661	L= 281
			←	⬆; 05/98→ 02/99; für Linkslenker; + Lieferwagen; Scheiben/Trommel	1	24.3727-0661.2 580661	L= 281
			←	⬆; für Rechtslenker; Scheiben/Trommel	1	24.3727-0661.2 580661	L= 281
			➡	⬇; für Linkslenker; Scheiben/Trommel	1	24.3727-0657.2 580657	L= 1.670 L2= 1.705
<b>FORD - ESCORT VII Kombi (GAL, ANL) 01/95→10/02</b>							
 <b>Radbremszylinder</b>							
1.3	44	01/95→01/99	➡	02/95→ 07/95; - ABS		24.3219-1107.3 020338	TRW Ø 19,05 GG
1.4	55	01/95→02/99	➡	02/95→; + ABS		24.3222-1117.3 020272	Ø 22,2 GG
			➡	08/95→; - ABS		24.3222-1117.3 020272	Ø 22,2 GG
↓							

	kw				! #		
<b>FORD - ESCORT VII Kombi (GAL, ANL) 01/95→10/02</b>							
<b> Radbremszylinder</b>							
1.6 16V	66	01/95→02/99	➔	02/95→ 07/95; - ABS		24.3220-1112.3 020223	Ø 20,64 GG
1.6 i 16V	65	01/95→08/95	➔	08/95→		24.3220-1112.3 020223	Ø 20,64 GG
1.8 16V	77	01/95→08/95	➔				
1.8 16V	85	01/95→02/99	➔	02/95→ 07/95; + ABS		24.3222-1117.3 020272	Ø 22,2 GG
1.8 D	44	01/95→02/99	➔	02/95→ 07/95; - ABS		24.3219-1107.3 020338	TRW Ø 19,05 GG
1.8 TD	66	01/95→02/99	➔	08/95→		24.3220-1112.3 020223	Ø 20,64 GG
			➔	02/95→ 07/95; + ABS		24.3222-1117.3 020272	Ø 22,2 GG
1.8 Turbo D	51	12/95→02/99	➔			24.3220-1112.3 020223	Ø 20,64 GG
<b>Zubehörsatz, Bremsbacken</b>							
1.3	44	01/95→01/99		02/95→; + ABS; → 07.1995		03.0137-9251.2 669251	
1.4	55	01/95→02/99	➔	02/95→; + ABS; 08.1995→		03.0137-9177.2 669177	
			➔	08/95→; - ABS		03.0137-9217.2 669217	TRW
			➔	02/95→ 07/95; - ABS		03.0137-9217.2 669217	TRW
1.6 16V	66	01/95→02/99		02/95→; + ABS; → 07.1995		03.0137-9251.2 669251	
1.6 i 16V	65	01/95→08/95	➔	02/95→; + ABS; 08.1995→		03.0137-9177.2 669177	
			➔	02/95→; - ABS		03.0137-9217.2 669217	TRW
1.8 16V	77	01/95→08/95	➔	02/95→; - ABS; 08.1995→		03.0137-9177.2 669177	
1.8 16V	85	01/95→02/99	➔	02/95→; + ABS; 08.1995→		03.0137-9177.2 669177	
			➔	02/95→; + ABS; → 07.1995		03.0137-9251.2 669251	
			➔	02/95→; - ABS; → 07.1995		03.0137-9251.2 669251	
1.8 D	44	01/95→02/99	➔	02/95→; - ABS; 08.1995→		03.0137-9177.2 669177	
1.8 TD	66	01/95→02/99	➔	02/95→; + ABS; 08.1995→		03.0137-9177.2 669177	
			➔	02/95→; - ABS		03.0137-9217.2 669217	TRW
			➔	02/95→; + ABS; → 07.1995		03.0137-9251.2 669251	
			➔	02/95→; - ABS; → 07.1995		03.0137-9251.2 669251	
1.8 Turbo D	51	12/95→02/99	➔	+ ABS; 08.1995→		03.0137-9177.2 669177	
			➔	- ABS; 08.1995→		03.0137-9177.2 669177	
			➔	- ABS		03.0137-9217.2 669217	TRW
			➔	- ABS; → 07.1995		03.0137-9251.2 669251	
			➔	+ ABS; → 07.1995		03.0137-9251.2 669251	
<b> Bremstrommel</b>							
1.3	44	01/95→01/99	➔	02/95→; - ABS		24.0218-0024.2 480079	Ø 180,0 x 44 / 181,3 - RLG / - ABS Ring / mit Radbe- festigungsbolzen
1.4	55	01/95→02/99					
1.6 16V	66	01/95→02/99				24.0218-0724.2 480206	Ø 180,0 x 44 / 181,3 + RLG / - ABS Ring / mit Radbe- festigungsbolzen
1.6 i 16V	65	01/95→08/95					
1.8 D	44	01/95→02/99					
1.8 TD	66	01/95→02/99	➔	02/95→ 07/95; + ABS		24.0220-3004.2 480023	Ø 203,0 x 49 / 204 - RLG / - ABS Ring / mit Radbe- festigungsbolzen
			➔	08/95→; + ABS		24.0220-3009.2 480080	Ø 203,0 x 48,5 / 204,3 - RLG / - ABS Ring / mit Radbe- festigungsbolzen
1.8 16V	77	01/95→08/95	➔	02/95→ 07/95		24.0220-3004.2 480023	Ø 203,0 x 49 / 204 - RLG / - ABS Ring / mit Radbe- festigungsbolzen
1.8 16V	85	01/95→02/99	➔	08/95→		24.0220-3009.2 480080	Ø 203,0 x 48,5 / 204,3 - RLG / - ABS Ring / mit Radbe- festigungsbolzen
1.8 Turbo D	51	12/95→02/99	➔	- ABS		24.0218-0024.2 480079	Ø 180,0 x 44 / 181,3 - RLG / - ABS Ring / mit Radbe- festigungsbolzen
						24.0218-0724.2 480206	Ø 180,0 x 44 / 181,3 + RLG / - ABS Ring / mit Radbe- festigungsbolzen
			➔	+ ABS		24.0220-3009.2 480080	Ø 203,0 x 48,5 / 204,3 - RLG / - ABS Ring / mit Radbe- festigungsbolzen
<b> Bremsbackensatz</b>							
1.3	44	01/95→01/99	➔	02/95→ 07/95; - ABS		03.0137-0237.2 650237	Ø 180 x 32 + HEB
1.4	55	01/95→02/99					
↓							

	kw				! #		
<b>FORD - ESCORT VII Kombi (GAL, ANL) 01/95→10/02</b>							
<b>Bremsbackensatz</b>							
1.3 1.4	44 55	01/95→01/99 01/95→02/99	➡	08/95→; - ABS		<b>03.0137-0337.2 650337</b>	TRW Ø 180 x 32 + HEB
			➡	02/95→; + ABS		<b>03.0137-0338.2 650338</b>	Ø 203 x 38
			➡	02/95→; + ABS		<b>03.0137-0346.2 650346</b>	Ø 203 x 38 + HEB
			➡	02/95→; + ABS		<b>03.0520-6422.3 696422</b>	TRW Ø 203 x 38 Ø 22,2 + RZ / + Zub TopKit
1.6 16V 1.6 i 16V	66 65	01/95→02/99 01/95→08/95	➡	02/95→; - ABS		<b>03.0137-0337.2 650337</b>	TRW Ø 180 x 32 + HEB
			➡	02/95→; + ABS		<b>03.0137-0338.2 650338</b>	Ø 203 x 38
			➡	02/95→; + ABS		<b>03.0137-0346.2 650346</b>	Ø 203 x 38 + HEB
			➡	02/95→ 07/95; + ABS		<b>03.0520-6422.3 696422</b>	TRW Ø 203 x 38 Ø 22,2 + RZ / + Zub TopKit
1.8 16V 1.8 16V	77 85	01/95→08/95 01/95→02/99	➡	02/95→; - ABS		<b>03.0137-0338.2 650338</b>	Ø 203 x 38
			➡	02/95→; + ABS		<b>03.0137-0346.2 650346</b>	Ø 203 x 38 + HEB
			➡	02/95→ 07/95; + ABS		<b>03.0520-6422.3 696422</b>	TRW Ø 203 x 38 Ø 22,2 + RZ / + Zub TopKit
1.8 D 1.8 TD	44 66	01/95→02/99 01/95→02/99	➡	02/95→; - ABS		<b>03.0137-0337.2 650337</b>	TRW Ø 180 x 32 + HEB
			➡	02/95→; - ABS		<b>03.0137-0338.2 650338</b>	Ø 203 x 38
			➡	02/95→; + ABS		<b>03.0137-0346.2 650346</b>	Ø 203 x 38 + HEB
			➡	02/95→ 07/95; - ABS		<b>03.0520-5519.3 695519</b>	TRW Ø 180 x 32 Ø 19,05 + RZ / + Zub TopKit
			➡	02/95→; + ABS		<b>03.0520-6422.3 696422</b>	TRW Ø 203 x 38 Ø 22,2 + RZ / + Zub TopKit
1.8 Turbo D	51	12/95→02/99	➡	- ABS		<b>03.0137-0337.2 650337</b>	TRW Ø 180 x 32 + HEB
			➡	- ABS		<b>03.0137-0338.2 650338</b>	Ø 203 x 38
			➡	+ ABS		<b>03.0137-0346.2 650346</b>	Ø 203 x 38 + HEB
			➡	+ ABS		<b>03.0520-6422.3 696422</b>	TRW Ø 203 x 38 Ø 22,2 + RZ / + Zub TopKit
<b>Reparaturatz, Automatische Nachstellung</b>							
1.6 16V 1.6 i 16V 1.8 16V 1.8 16V 1.8 D 1.8 TD 1.8 Turbo D	66 65 77 85 44 66 51	01/95→02/99 01/95→08/95 01/95→08/95 01/95→02/99 01/95→02/99 01/95→02/99 12/95→02/99		02/95→; + ABS      + ABS		<b>03.0137-9701.2 669701</b>      <b>03.0137-9701.2 669701</b>	
<b>Seilzug, Feststellbremse</b>							
1.3 1.4 1.6 16V 1.8 16V 1.8 D 1.8 TD	44 55 66 85 44 66	01/95→01/99 01/95→02/99 01/95→02/99 01/95→02/99 01/95→02/99 01/95→02/99	←	⏏; 05/98→; für Linkslenker; + Lieferwagen; Scheiben/Trommel	1	<b>24.3727-0661.2 580661</b>	L= 281
			←	⏏; 02/95→; für Rechtslenker; Scheiben/Trommel	1	<b>24.3727-0661.2 580661</b>	L= 281
			←	⏏; 02/95→; für Linkslenker; Scheiben/Trommel	1	<b>24.3727-0661.2 580661</b>	L= 281
			←	⏏; 02/95→ 04/98; für Linkslenker; + Lieferwagen; Scheiben/Trommel	1	<b>24.3727-0661.2 580661</b>	L= 281
			←	⏏; 02/95→ 04/98; für Rechtslenker; + Lieferwagen; Scheiben/Trommel	1	<b>24.3727-0661.2 580661</b>	L= 281
			←	⏏; 05/98→; für Rechtslenker; + Lieferwagen; Scheiben/Trommel	1	<b>24.3727-0661.2 580661</b>	L= 281
			➡	⏏; 02/95→; für Linkslenker; Scheiben/Trommel	1	<b>24.3727-0657.2 580657</b>	L= 1.670 L2= 1.705
1.6 i 16V 1.8 16V	65 77	01/95→08/95 01/95→08/95	←	⏏; 02/95→; für Linkslenker; Scheiben/Trommel	1	<b>24.3727-0661.2 580661</b>	L= 281
			←	⏏; 02/95→; für Rechtslenker; + Lieferwagen; Scheiben/Trommel	1	<b>24.3727-0661.2 580661</b>	L= 281
			←	⏏; 02/95→; für Linkslenker; + Lieferwagen; Scheiben/Trommel	1	<b>24.3727-0661.2 580661</b>	L= 281
			←	⏏; 02/95→; für Rechtslenker; Scheiben/Trommel	1	<b>24.3727-0661.2 580661</b>	L= 281
			➡	⏏; 02/95→; für Linkslenker; Scheiben/Trommel	1	<b>24.3727-0657.2 580657</b>	L= 1.670 L2= 1.705
1.8 Turbo D	51	12/95→02/99	←	⏏; 05/98→; für Rechtslenker; + Lieferwagen; Scheiben/Trommel	1	<b>24.3727-0661.2 580661</b>	L= 281
			←	⏏; → 04/98; für Linkslenker; + Lieferwagen; Scheiben/Trommel	1	<b>24.3727-0661.2 580661</b>	L= 281
			←	⏏; 05/98→; für Linkslenker; + Lieferwagen; Scheiben/Trommel	1	<b>24.3727-0661.2 580661</b>	L= 281

	kw				! #			
<b>FORD - ESCORT VII Kombi (GAL, ANL) 01/95→10/02</b>								
 <b>Seilzug, Feststellbremse</b>								
1.8 Turbo D	51	12/95→02/99	←	↑; für Linkslenker; Scheiben/Trommel	1	24.3727-0661.2	580661	L= 281
			←	↑; für Rechtslenker; Scheiben/Trommel	1	24.3727-0661.2	580661	L= 281
			←	↑; → 04/98; für Rechtslenker; + Lieferwagen; Scheiben/Trommel	1	24.3727-0661.2	580661	L= 281
			→	↓; für Linkslenker; Scheiben/Trommel	1	24.3727-0657.2	580657	L= 1.670 L2= 1.705
<b>FORD - ESCORT VII Stufenheck (GAL, AFL) 01/95→08/02</b>								
 <b>Radbremszylinder</b>								
1.3	44	01/95→02/99	→	02/95→; - ABS		24.3220-1112.3	020223	Ø 20,64 GG
1.4	55	01/95→02/99	→	02/95→; + ABS		24.3222-1117.3	020272	Ø 22,2 GG
1.6 i 16V 1.6 i 16V	65 66	01/95→08/95 01/95→02/99	→	02/95→ 07/95; - ABS		24.3220-1112.3	020223	Ø 20,64 GG
			→	02/95→ 07/95; + ABS		24.3222-1117.3	020272	Ø 22,2 GG
			→	08/95→		24.3222-1117.3	020272	Ø 22,2 GG
1.8 16V 1.8 16V	77 85	01/95→08/95 01/95→02/99	→	02/95→ 07/95; - ABS		24.3220-1112.3	020223	Ø 20,64 GG
			→	08/95→		24.3220-1112.3	020223	Ø 20,64 GG
			→	02/95→ 07/95; + ABS		24.3222-1117.3	020272	Ø 22,2 GG
1.8 D	44	01/95→12/96	→	02/95→ 07/95; - ABS		24.3219-1107.3	020338	TRW Ø 19,05 GG
			→	→ 01/95; - ABS; nur paarweise austauschen		24.3219-1107.3	020338	TRW Ø 19,05 GG
			→	08/95→		24.3220-1112.3	020223	Ø 20,64 GG
			→	02/95→ 07/95; + ABS		24.3222-1117.3	020272	Ø 22,2 GG
1.8 TD	66	01/95→02/99	→	02/95→ 07/95; - ABS		24.3219-1107.3	020338	TRW Ø 19,05 GG
			→	08/95→		24.3220-1112.3	020223	Ø 20,64 GG
			→	02/95→ 07/95; + ABS		24.3222-1117.3	020272	Ø 22,2 GG
1.8 Turbo D	51	12/95→02/99	→			24.3220-1112.3	020223	Ø 20,64 GG
<b>Zubehörsatz, Bremsbacken</b>								
1.3	44	01/95→02/99	→	02/95→; + ABS; → 07.1995		03.0137-9251.2	669251	
			→	02/95→; + ABS; 08.1995→		03.0137-9177.2	669177	
			→	04/96→; - ABS		03.0137-9217.2	669217	TRW
			→	02/95→ 03/96; - ABS		03.0137-9217.2	669217	TRW
1.4 1.6 i 16V 1.6 i 16V	55 65 66	01/95→02/99 01/95→08/95 01/95→02/99	→	02/95→; + ABS; → 07.1995		03.0137-9251.2	669251	
			→	02/95→; + ABS; 08.1995→		03.0137-9177.2	669177	
			→	02/95→; - ABS		03.0137-9217.2	669217	TRW
1.8 16V 1.8 16V	77 85	01/95→08/95 01/95→02/99	→	02/95→; - ABS; 08.1995→		03.0137-9177.2	669177	
			→	02/95→; + ABS; 08.1995→		03.0137-9177.2	669177	
			→	02/95→; + ABS; → 07.1995		03.0137-9251.2	669251	
			→	02/95→; - ABS; → 07.1995		03.0137-9251.2	669251	
1.8 D	44	01/95→12/96	→	02/95→; - ABS; 08.1995→		03.0137-9177.2	669177	
			→	02/95→; + ABS; 08.1995→		03.0137-9177.2	669177	
			→	02/95→; - ABS		03.0137-9217.2	669217	TRW
			→	→ 01/95; - ABS		03.0137-9251.2	669251	
			→	02/95→; + ABS; → 07.1995		03.0137-9251.2	669251	
			→	02/95→; - ABS; → 07.1995		03.0137-9251.2	669251	
1.8 TD	66	01/95→02/99	→	02/95→; - ABS; 08.1995→		03.0137-9177.2	669177	
			→	02/95→; + ABS; 08.1995→		03.0137-9177.2	669177	
			→	02/95→; - ABS		03.0137-9217.2	669217	TRW
			→	02/95→; + ABS; → 07.1995		03.0137-9251.2	669251	
1.8 Turbo D	51	12/95→02/99	→	+ ABS; 08.1995→		03.0137-9177.2	669177	
			→	- ABS; 08.1995→		03.0137-9177.2	669177	
			→	- ABS		03.0137-9217.2	669217	TRW
			→	- ABS; → 07.1995		03.0137-9251.2	669251	
			→	+ ABS; → 07.1995		03.0137-9251.2	669251	



























	kw			 	! #		
<b>FORD - ESCORT VII Stufenheck (GAL, AFL) 01/95→08/02</b>							
<b>Bremstrommel</b>							
1.3 1.4 1.6 i 16V 1.6 i 16V 1.8 TD	44 55 65 66 66	01/95→02/99 01/95→02/99 01/95→08/95 01/95→02/99 01/95→02/99	➡	02/95→; - ABS		24.0218-0024.2 480079	Ø 180,0 x 44 / 181,3 - RLG / - ABS Ring / mit Radbefestigungsbolzen
						24.0218-0724.2 480206	Ø 180,0 x 44 / 181,3 + RLG / - ABS Ring / mit Radbefestigungsbolzen
			➡	02/95→ 07/95; + ABS		24.0220-3004.2 480023	Ø 203,0 x 49 / 204 - RLG / - ABS Ring / mit Radbefestigungsbolzen
			➡	08/95→; + ABS		24.0220-3009.2 480080	Ø 203,0 x 48,5 / 204,3 - RLG / - ABS Ring / mit Radbefestigungsbolzen
1.8 16V 1.8 16V	77 85	01/95→08/95 01/95→02/99	➡	02/95→ 07/95		24.0220-3004.2 480023	Ø 203,0 x 49 / 204 - RLG / - ABS Ring / mit Radbefestigungsbolzen
			➡	08/95→		24.0220-3009.2 480080	Ø 203,0 x 48,5 / 204,3 - RLG / - ABS Ring / mit Radbefestigungsbolzen
1.8 D	44	01/95→12/96	➡	02/95→; - ABS		24.0218-0024.2 480079	Ø 180,0 x 44 / 181,3 - RLG / - ABS Ring / mit Radbefestigungsbolzen
						24.0218-0724.2 480206	Ø 180,0 x 44 / 181,3 + RLG / - ABS Ring / mit Radbefestigungsbolzen
			➡	→ 01/95; - ABS		24.0220-3004.2 480023	Ø 203,0 x 49 / 204 - RLG / - ABS Ring / mit Radbefestigungsbolzen
			➡	02/95→ 07/95; + ABS		24.0220-3004.2 480023	Ø 203,0 x 49 / 204 - RLG / - ABS Ring / mit Radbefestigungsbolzen
			➡	08/95→; + ABS		24.0220-3009.2 480080	Ø 203,0 x 48,5 / 204,3 - RLG / - ABS Ring / mit Radbefestigungsbolzen
1.8 Turbo D	51	12/95→02/99	➡	- ABS		24.0218-0024.2 480079	Ø 180,0 x 44 / 181,3 - RLG / - ABS Ring / mit Radbefestigungsbolzen
						24.0218-0724.2 480206	Ø 180,0 x 44 / 181,3 + RLG / - ABS Ring / mit Radbefestigungsbolzen
			➡	+ ABS		24.0220-3009.2 480080	Ø 203,0 x 48,5 / 204,3 - RLG / - ABS Ring / mit Radbefestigungsbolzen
<b>Bremsbackensatz</b>							
1.3	44	01/95→02/99	➡	02/95→ 03/96; - ABS		03.0137-0237.2 650237	Ø 180 x 32 + HEB
			➡	04/96→; - ABS		03.0137-0337.2 650337	TRW Ø 180 x 32 + HEB
			➡	02/95→; + ABS		03.0137-0338.2 650338	Ø 203 x 38
			➡	02/95→; + ABS		03.0137-0346.2 650346	Ø 203 x 38 + HEB
			➡	02/95→; + ABS		03.0520-6422.3 696422	TRW Ø 203 x 38 Ø 22,2 + RZ / + Zub TopKit
1.4	55	01/95→02/99	➡	02/95→; - ABS		03.0137-0337.2 650337	TRW Ø 180 x 32 + HEB
			➡	02/95→; + ABS		03.0137-0338.2 650338	Ø 203 x 38
			➡	02/95→; + ABS		03.0137-0346.2 650346	Ø 203 x 38 + HEB
			➡	02/95→; + ABS		03.0520-6422.3 696422	TRW Ø 203 x 38 Ø 22,2 + RZ / + Zub TopKit
1.6 i 16V 1.6 i 16V	65 66	01/95→08/95 01/95→02/99	➡	02/95→; - ABS		03.0137-0337.2 650337	TRW Ø 180 x 32 + HEB
			➡	02/95→; + ABS		03.0137-0338.2 650338	Ø 203 x 38
			➡	02/95→; + ABS		03.0137-0346.2 650346	Ø 203 x 38 + HEB
			➡	08/95→		03.0520-6422.3 696422	TRW Ø 203 x 38 Ø 22,2 + RZ / + Zub TopKit
1.8 16V 1.8 16V	77 85	01/95→08/95 01/95→02/99	➡	02/95→; - ABS		03.0137-0338.2 650338	Ø 203 x 38
			➡	02/95→; + ABS		03.0137-0346.2 650346	Ø 203 x 38 + HEB
			➡	02/95→ 07/95; + ABS		03.0520-6422.3 696422	TRW Ø 203 x 38 Ø 22,2 + RZ / + Zub TopKit
1.8 D	44	01/95→12/96	➡	→ 01/95; - ABS		03.0137-0238.2 650238	Ø 203 x 38 + HEB
						03.0520-5619.3 695619	TRW Ø 203 x 38 Ø 19,05 + RZ / + Zub TopKit
			➡	02/95→; - ABS		03.0137-0337.2 650337	TRW Ø 180 x 32 + HEB
			➡	02/95→; - ABS		03.0137-0338.2 650338	Ø 203 x 38

	kw				! #			
<b>FORD - ESCORT VII Stufenheck (GAL, AFL) 01/95→08/02</b>								
<b>Bremsbackensatz</b>								
1.8 D	44	01/95→12/96	→	02/95→; + ABS	03.0137-0346.2	650346	Ø 203 x 38 + HEB	
			→	02/95→ 07/95; - ABS	03.0520-5519.3	695519	TRW Ø 180 x 32 Ø 19,05 + RZ / + Zub TopKit	
			→	02/95→; + ABS	03.0520-6422.3	696422	TRW Ø 203 x 38 Ø 22,2 + RZ / + Zub TopKit	
1.8 TD	66	01/95→02/99	→	02/95→; - ABS	03.0137-0337.2	650337	TRW Ø 180 x 32 + HEB	
			→	02/95→; - ABS	03.0137-0338.2	650338	Ø 203 x 38	
			→	02/95→; + ABS	03.0137-0346.2	650346	Ø 203 x 38 + HEB	
			→	02/95→ 07/95; - ABS	03.0520-5519.3	695519	TRW Ø 180 x 32 Ø 19,05 + RZ / + Zub TopKit	
			→	02/95→; + ABS	03.0520-6422.3	696422	TRW Ø 203 x 38 Ø 22,2 + RZ / + Zub TopKit	
1.8 Turbo D	51	12/95→02/99	→	- ABS	03.0137-0337.2	650337	TRW Ø 180 x 32 + HEB	
			→	- ABS	03.0137-0338.2	650338	Ø 203 x 38	
			→	+ ABS	03.0137-0346.2	650346	Ø 203 x 38 + HEB	
			→	+ ABS	03.0520-6422.3	696422	TRW Ø 203 x 38 Ø 22,2 + RZ / + Zub TopKit	
<b>Reparaturatz, Automatische Nachstellung</b>								
1.6 i 16V	65	01/95→08/95		02/95→; + ABS	03.0137-9701.2	669701		
1.6 i 16V	66	01/95→02/99						
1.8 16V	77	01/95→08/95						
1.8 16V	85	01/95→02/99						
1.8 TD	66	01/95→02/99						
1.8 D	44	01/95→12/96		02/95→; + ABS	03.0137-9701.2	669701		
				→ 01/95; + ABS	03.0137-9701.2	669701		
1.8 Turbo D	51	12/95→02/99		+ ABS	03.0137-9701.2	669701		
<b>Seilzug, Feststellbremse</b>								
1.3 1.4 1.6 i 16V 1.8 16V 1.8 TD	44 55 66 85 66	01/95→02/99 01/95→02/99 01/95→02/99 01/95→02/99 01/95→02/99	←	; 05/98→; für Linkslenker; + Lieferwagen; Scheiben/Trommel	1	24.3727-0661.2	580661	L= 281
			←	; 02/95→; für Rechtslenker; Scheiben/Trommel	1	24.3727-0661.2	580661	L= 281
			←	; 02/95→; für Linkslenker; Scheiben/Trommel	1	24.3727-0661.2	580661	L= 281
			←	; 02/95→ 04/98; für Linkslenker; + Lieferwagen; Scheiben/Trommel	1	24.3727-0661.2	580661	L= 281
			←	; 02/95→ 04/98; für Rechtslenker; + Lieferwagen; Scheiben/Trommel	1	24.3727-0661.2	580661	L= 281
			←	; 05/98→; für Rechtslenker; + Lieferwagen; Scheiben/Trommel	1	24.3727-0661.2	580661	L= 281
			→	; 02/95→; für Linkslenker; Scheiben/Trommel	1	24.3727-0657.2	580657	L= 1.670 L2= 1.705
			1.6 i 16V 1.8 16V	65 77	01/95→08/95 01/95→08/95	←	; 02/95→; für Linkslenker; Scheiben/Trommel	1
←	; 02/95→; für Rechtslenker; + Lieferwagen; Scheiben/Trommel	1				24.3727-0661.2	580661	L= 281
←	; 02/95→; für Linkslenker; + Lieferwagen; Scheiben/Trommel	1				24.3727-0661.2	580661	L= 281
←	; 02/95→; für Rechtslenker; Scheiben/Trommel	1				24.3727-0661.2	580661	L= 281
→	; 02/95→; für Linkslenker; Scheiben/Trommel	1				24.3727-0657.2	580657	L= 1.670 L2= 1.705
1.8 D	44	01/95→12/96	←	; → 01/95; Scheiben/Trommel	1	24.3727-0628.2	580628	L= 151
			←	; 02/95→; für Linkslenker; Scheiben/Trommel	1	24.3727-0661.2	580661	L= 281
			←	; 02/95→; für Rechtslenker; + Lieferwagen; Scheiben/Trommel	1	24.3727-0661.2	580661	L= 281
			←	; 02/95→; für Linkslenker; + Lieferwagen; Scheiben/Trommel	1	24.3727-0661.2	580661	L= 281
			←	; 02/95→; für Rechtslenker; Scheiben/Trommel	1	24.3727-0661.2	580661	L= 281
			→	; → 01/95; Scheiben/Trommel	1	24.3727-0627.2	580627	L= 3.273
			→	; 02/95→; für Linkslenker; Scheiben/Trommel	1	24.3727-0657.2	580657	L= 1.670 L2= 1.705
1.8 Turbo D	51	12/95→02/99	←	; 05/98→; für Rechtslenker; + Lieferwagen; Scheiben/Trommel	1	24.3727-0661.2	580661	L= 281


































	kw					! #		
<b>FORD - ESCORT VII Stufenheck (GAL, AFL) 01/95→08/02</b>								
 <b>Seilzug, Feststellbremse</b>								
1.8 Turbo D	51	12/95→02/99	←	↑; → 04/98; für Linkslenker; + Lieferwagen; Scheiben/Trommel	1	24.3727-0661.2	580661	L= 281
			←	↑; 05/98→; für Linkslenker; + Lieferwagen; Scheiben/Trommel	1	24.3727-0661.2	580661	L= 281
			←	↑; für Linkslenker; Scheiben/Trommel	1	24.3727-0661.2	580661	L= 281
			←	↑; für Rechtslenker; Scheiben/Trommel	1	24.3727-0661.2	580661	L= 281
			←	↑; → 04/98; für Rechtslenker; + Lieferwagen; Scheiben/Trommel	1	24.3727-0661.2	580661	L= 281
			→	↓; für Linkslenker; Scheiben/Trommel	1	24.3727-0657.2	580657	L= 1.670 L2= 1.705
<b>FORD - ESCORT CLASSIC (AAL, ABL) 10/98→07/00</b>								
 <b>Radbremszylinder</b>								
1.6 16V	66	10/98→07/00	→			24.3222-1117.3	020272	Ø 22,2 GG
1.8 TD	66	10/98→07/00	→			24.3220-1112.3	020223	Ø 20,64 GG
<b>Zubehörsatz, Bremsbacken</b>								
1.6 16V	66	10/98→07/00		+ ABS; → 07.1995		03.0137-9251.2	669251	
			→	+ ABS; 08.1995→		03.0137-9177.2	669177	
			→	- ABS		03.0137-9217.2	669217	TRW
1.8 TD	66	10/98→07/00	→	- ABS; 08.1995→		03.0137-9177.2	669177	
			→	+ ABS; 08.1995→		03.0137-9177.2	669177	
			→	- ABS		03.0137-9217.2	669217	TRW
			→	+ ABS; → 07.1995		03.0137-9251.2	669251	
			→	- ABS; → 07.1995		03.0137-9251.2	669251	
 <b>Bremstrommel</b>								
1.6 16V	66	10/98→07/00	→	- ABS		24.0218-0024.2	480079	Ø 180,0 x 44 / 181,3 - RLG / - ABS Ring / mit Radbe- festigungsbolzen
1.8 TD	66	10/98→07/00	→			24.0218-0724.2	480206	Ø 180,0 x 44 / 181,3 + RLG / - ABS Ring / mit Radbe- festigungsbolzen
			→	+ ABS		24.0220-3009.2	480080	Ø 203,0 x 48,5 / 204,3 - RLG / - ABS Ring / mit Radbe- festigungsbolzen
 <b>Bremsbackensatz</b>								
1.6 16V	66	10/98→07/00	→	- ABS		03.0137-0337.2	650337	TRW Ø 180 x 32 + HEB
			→	+ ABS		03.0137-0338.2	650338	Ø 203 x 38
						03.0137-0346.2	650346	Ø 203 x 38 + HEB
			→			03.0520-6422.3	696422	TRW Ø 203 x 38 Ø 22,2 + RZ / + Zub TopKit
1.8 TD	66	10/98→07/00	→	- ABS		03.0137-0337.2	650337	TRW Ø 180 x 32 + HEB
			→	- ABS		03.0137-0338.2	650338	Ø 203 x 38
			→	+ ABS		03.0137-0346.2	650346	Ø 203 x 38 + HEB
			→	+ ABS		03.0520-6422.3	696422	TRW Ø 203 x 38 Ø 22,2 + RZ / + Zub TopKit
<b>Reparatursatz, Automatische Nachstellung</b>								
1.6 16V	66	10/98→07/00		+ ABS		03.0137-9701.2	669701	
1.8 TD	66	10/98→07/00						
 <b>Seilzug, Feststellbremse</b>								
1.6 16V 1.8 TD	66 66	10/98→07/00 10/98→07/00	←	↑; → 02/99; für Rechtslenker; + Lieferwagen; Scheiben/Trommel	1	24.3727-0661.2	580661	L= 281
			←	↑; → 02/99; für Linkslenker; + Lieferwagen; Scheiben/Trommel	1	24.3727-0661.2	580661	L= 281
			←	↑; für Linkslenker; Scheiben/Trommel	1	24.3727-0661.2	580661	L= 281
			←	↑; für Rechtslenker; Scheiben/Trommel	1	24.3727-0661.2	580661	L= 281
			→	↓; für Linkslenker; Scheiben/Trommel	1	24.3727-0657.2	580657	L= 1.670 L2= 1.705








	kw					! #		
<b>FORD - ESCORT CLASSIC Turnier (ANL) 02/99→07/00</b>								
 <b>Radbremszylinder</b>								
1.6 16V 1.8 TD	66 66	02/99→07/00 02/99→07/00	➔			24.3220-1112.3	020223	Ø 20,64 GG
<b>Zubehörsatz, Bremsbacken</b>								
1.6 16V	66	02/99→07/00	➔	+ ABS; → 07.1995		03.0137-9251.2	669251	
			➔	+ ABS; 08.1995→		03.0137-9177.2	669177	
			➔	- ABS		03.0137-9217.2	669217	TRW
1.8 TD	66	02/99→07/00	➔	- ABS; 08.1995→		03.0137-9177.2	669177	
			➔	+ ABS; 08.1995→		03.0137-9177.2	669177	
			➔	- ABS		03.0137-9217.2	669217	TRW
			➔	+ ABS; → 07.1995		03.0137-9251.2	669251	
			➔	- ABS; → 07.1995		03.0137-9251.2	669251	
 <b>Bremstrommel</b>								
1.6 16V 1.8 TD	66 66	02/99→07/00 02/99→07/00	➔	- ABS		24.0218-0024.2	480079	Ø 180,0 x 44 / 181,3 - RLG / - ABS Ring / mit Radbe- festigungsbolzen
						24.0218-0724.2	480206	Ø 180,0 x 44 / 181,3 + RLG / - ABS Ring / mit Radbe- festigungsbolzen
			➔	+ ABS		24.0220-3009.2	480080	Ø 203,0 x 48,5 / 204,3 - RLG / - ABS Ring / mit Radbe- festigungsbolzen
 <b>Bremsbackensatz</b>								
1.6 16V	66	02/99→07/00	➔	- ABS		03.0137-0337.2	650337	TRW Ø 180 x 32 + HEB
			➔	+ ABS		03.0137-0338.2	650338	Ø 203 x 38
						03.0137-0346.2	650346	Ø 203 x 38 + HEB
1.8 TD	66	02/99→07/00	➔	- ABS		03.0137-0337.2	650337	TRW Ø 180 x 32 + HEB
			➔	- ABS		03.0137-0338.2	650338	Ø 203 x 38
			➔	+ ABS		03.0137-0346.2	650346	Ø 203 x 38 + HEB
			➔	+ ABS		03.0520-6422.3	696422	TRW Ø 203 x 38 Ø 22,2 + RZ / + Zub TopKit
<b>Reparaturatz, Automatische Nachstellung</b>								
1.6 16V 1.8 TD	66 66	02/99→07/00 02/99→07/00		+ ABS		03.0137-9701.2	669701	
 <b>Seilzug, Feststellbremse</b>								
1.6 16V 1.8 TD	66 66	02/99→07/00 02/99→07/00	←	⬆; → 02/99; für Rechtslenker; + Lieferwagen; Scheiben/Trommel	1	24.3727-0661.2	580661	L= 281
			←	⬆; → 02/99; für Linkslenker; + Lieferwagen; Scheiben/Trommel	1	24.3727-0661.2	580661	L= 281
			←	⬆; für Linkslenker; Scheiben/Trommel	1	24.3727-0661.2	580661	L= 281
			←	⬆; für Rechtslenker; Scheiben/Trommel	1	24.3727-0661.2	580661	L= 281
			➔	⬇; für Linkslenker; Scheiben/Trommel	1	24.3727-0657.2	580657	L= 1.670 L2= 1.705
<b>FORD - FIESTA III (GFJ) 01/89→01/97</b>								
 <b>Radbremszylinder</b>								
1.0 1.4 1.4 1.4 Cat	33 52 54 54	03/89→12/95 03/89→12/95 03/89→12/95 03/89→12/95	➔	→ 12/93; - SCS		24.3217-1601.3	020180	Ø 17,46 GG
			➔	01/94→; - SCS		24.3219-1717.3	020415	Ø 19,05 GG
			➔	+ SCS		24.3222-1111.3	020266	Ø 22,2 GG
1.1 1.1	37 40	03/89→12/95 03/89→12/95	➔	05/89→ 12/93; - SCS		24.3217-1601.3	020180	Ø 17,46 GG
			➔	01/94→; - SCS		24.3219-1717.3	020415	Ø 19,05 GG
			➔	05/89→; + SCS		24.3222-1111.3	020266	Ø 22,2 GG
1.3	44	03/89→12/95	➔	→ 12/93; - SCS		24.3217-1601.3	020180	Ø 17,46 GG
			➔	01/94→; - SCS		24.3219-1717.3	020415	Ø 19,05 GG
			➔			24.3222-1111.3	020266	Ø 22,2 GG
1.3 Cat	44	05/91→01/97	➔	→ 12/93; - SCS		24.3217-1601.3	020180	Ø 17,46 GG
			➔	01/94→ 11/96; - SCS		24.3219-1717.3	020415	Ø 19,05 GG
			➔	→ 11/96		24.3222-1111.3	020266	Ø 22,2 GG
↓								





























	kW			 	! #		
<b>FORD - FIESTA III (GFJ) 01/89→01/97</b>							
<b> Radbremszylinder</b>							
1.4	55	11/92→12/96	➡	→ 12/93; - SCS		<b>24.3217-1601.3 020180</b>	Ø 17,46 GG
			➡	01/94→ 11/96; - SCS		<b>24.3219-1717.3 020415</b>	Ø 19,05 GG
			➡	→ 11/96; + SCS		<b>24.3222-1111.3 020266</b>	Ø 22,2 GG
1.6 i 16V	65	01/94→12/95	➡	- SCS		<b>24.3219-1106.3 020192</b>	Ø 19,05 GG
1.8 16V	77	02/92→12/95	➡	+ SCS		<b>24.3222-1111.3 020266</b>	Ø 22,2 GG
1.8 XR2i 16V	96	02/92→12/95	➡				
1.8 D	44	03/89→12/95	➡	05/89→; - SCS		<b>24.3217-1601.3 020180</b>	Ø 17,46 GG
			➡	05/89→; + SCS		<b>24.3222-1111.3 020266</b>	Ø 22,2 GG
1.8 TD	55	03/93→12/95	➡	- SCS		<b>24.3217-1601.3 020180</b>	Ø 17,46 GG
			➡	+ SCS		<b>24.3222-1111.3 020266</b>	Ø 22,2 GG
<b>Zubehörsatz, Bremsbacken</b>							
1.0	33	03/89→12/95	➡	+ SCS		<b>03.0137-9120.2 669120</b>	
1.3	44	03/89→12/95	➡				
1.4	52	03/89→12/95	➡	- SCS		<b>03.0137-9121.2 669121</b>	
1.4	54	03/89→12/95	➡				
1.4 Cat	54	03/89→12/95	➡				
1.8 TD	55	03/93→12/95	➡				
1.1	37	03/89→12/95	➡	05/89→; + SCS		<b>03.0137-9120.2 669120</b>	
1.1	40	03/89→12/95	➡				
1.8 D	44	03/89→12/95	➡	05/89→; - SCS		<b>03.0137-9121.2 669121</b>	
1.3 Cat	44	05/91→01/97	➡	→ 11/96; + SCS		<b>03.0137-9120.2 669120</b>	
1.4	55	11/92→12/96	➡				
			➡	→ 11/96; - SCS		<b>03.0137-9121.2 669121</b>	
1.6 i 16V	65	01/94→12/95	➡			<b>03.0137-9120.2 669120</b>	
1.8 16V	77	02/92→12/95	➡				
1.8 XR2i 16V	96	02/92→12/95	➡				
<b> Bremsstrommel</b>							
1.0	33	03/89→12/95	➡	- SCS		<b>24.0218-0024.2 480079</b>	Ø 180,0 x 44 / 181,3 - RLG / - ABS Ring / mit Radbe- festigungsbolzen
1.3	44	03/89→12/95	➡				
1.4	52	03/89→12/95	➡			<b>24.0218-0724.2 480206</b>	Ø 180,0 x 44 / 181,3 + RLG / - ABS Ring / mit Radbe- festigungsbolzen
1.4	54	03/89→12/95	➡				
1.4 Cat	54	03/89→12/95	➡				
1.8 TD	55	03/93→12/95	➡				
			➡	+ SCS		<b>24.0220-3002.2 480021</b>	Ø 203,0 x 46,5 / 204 - RLG / - ABS Ring / mit Radbe- festigungsbolzen
1.1	37	03/89→12/95	➡	05/89→; - SCS		<b>24.0218-0024.2 480079</b>	Ø 180,0 x 44 / 181,3 - RLG / - ABS Ring / mit Radbe- festigungsbolzen
1.1	40	03/89→12/95	➡				
1.8 D	44	03/89→12/95	➡			<b>24.0218-0724.2 480206</b>	Ø 180,0 x 44 / 181,3 + RLG / - ABS Ring / mit Radbe- festigungsbolzen
			➡	05/89→; + SCS		<b>24.0220-3002.2 480021</b>	Ø 203,0 x 46,5 / 204 - RLG / - ABS Ring / mit Radbe- festigungsbolzen
1.3 Cat	44	05/91→01/97	➡	→ 11/96; - SCS		<b>24.0218-0024.2 480079</b>	Ø 180,0 x 44 / 181,3 - RLG / - ABS Ring / mit Radbe- festigungsbolzen
1.4	55	11/92→12/96	➡			<b>24.0218-0724.2 480206</b>	Ø 180,0 x 44 / 181,3 + RLG / - ABS Ring / mit Radbe- festigungsbolzen
			➡	→ 11/96; + SCS		<b>24.0220-3002.2 480021</b>	Ø 203,0 x 46,5 / 204 - RLG / - ABS Ring / mit Radbe- festigungsbolzen
1.6 i 16V	65	01/94→12/95	➡			<b>24.0220-3002.2 480021</b>	Ø 203,0 x 46,5 / 204 - RLG / - ABS Ring / mit Radbe- festigungsbolzen
1.8 16V	77	02/92→12/95	➡				
1.8 XR2i 16V	96	02/92→12/95	➡				
<b> Bremsbackensatz</b>							
1.0	33	03/89→12/95	➡	- SCS		<b>03.0137-0235.2 650235</b>	Ø 180 x 32
1.3	44	03/89→12/95	➡				
1.4	52	03/89→12/95	➡	+ SCS		<b>03.0137-0236.2 650236</b>	Ø 203 x 39
1.4	54	03/89→12/95	➡			<b>03.0420-2922.3 682922</b>	BDX Ø 203 x 39 Ø 22,2 + RZ / + Zub Kit
1.4 Cat	54	03/89→12/95	➡				
			➡	→ 12/93; - SCS		<b>03.0520-1417.3 691417</b>	BDX Ø 180 x 32 Ø 17,46 + RZ / + Zub TopKit
			➡	01/94→; - SCS		<b>03.0520-4419.3 694419</b>	Ø 180 x 32 Ø 19,05 + RZ / + Zub TopKit
1.1	37	03/89→12/95	➡	05/89→; - SCS		<b>03.0137-0235.2 650235</b>	Ø 180 x 32
1.1	40	03/89→12/95	➡				
↓							

	kw			 	! #		
<b>FORD - FIESTA III (GFJ) 01/89→01/97</b>							
 <b>Bremsbackensatz</b>							
1.1 1.1	37 40	03/89→12/95 03/89→12/95	➔	05/89→; + SCS		<b>03.0137-0236.2 650236</b> <b>03.0420-2922.3 682922</b>	Ø 203 x 39 BDX Ø 203 x 39 Ø 22,2 + RZ / + Zub Kit
			➔	05/89→ 12/93; - SCS		<b>03.0520-1417.3 691417</b>	BDX Ø 180 x 32 Ø 17,46 + RZ / + Zub TopKit
			➔	01/94→; - SCS		<b>03.0520-4419.3 694419</b>	Ø 180 x 32 Ø 19,05 + RZ / + Zub TopKit
1.3 Cat 1.4	44 55	05/91→01/97 11/92→12/96	➔	→ 11/96; - SCS		<b>03.0137-0235.2 650235</b>	Ø 180 x 32
			➔	→ 11/96; + SCS		<b>03.0137-0236.2 650236</b> <b>03.0420-2922.3 682922</b>	Ø 203 x 39 BDX Ø 203 x 39 Ø 22,2 + RZ / + Zub Kit
			➔	→ 12/93; - SCS		<b>03.0520-1417.3 691417</b>	BDX Ø 180 x 32 Ø 17,46 + RZ / + Zub TopKit
			➔	01/94→ 11/96; - SCS		<b>03.0520-4419.3 694419</b>	Ø 180 x 32 Ø 19,05 + RZ / + Zub TopKit
1.6 i 16V 1.8 16V 1.8 XR2i 16V	65 77 96	01/94→12/95 02/92→12/95 02/92→12/95	➔			<b>03.0137-0236.2 650236</b> <b>03.0420-2922.3 682922</b>	Ø 203 x 39 BDX Ø 203 x 39 Ø 22,2 + RZ / + Zub Kit
			➔	+ SCS			
1.8 D	44	03/89→12/95	➔	05/89→; - SCS		<b>03.0137-0235.2 650235</b> <b>03.0520-1417.3 691417</b>	Ø 180 x 32 BDX Ø 180 x 32 Ø 17,46 + RZ / + Zub TopKit
			➔	05/89→; + SCS		<b>03.0137-0236.2 650236</b> <b>03.0420-2922.3 682922</b>	Ø 203 x 39 BDX Ø 203 x 39 Ø 22,2 + RZ / + Zub Kit
1.8 TD	55	03/93→12/95	➔	- SCS		<b>03.0137-0235.2 650235</b> <b>03.0520-1417.3 691417</b>	Ø 180 x 32 BDX Ø 180 x 32 Ø 17,46 + RZ / + Zub TopKit
			➔	+ SCS		<b>03.0137-0236.2 650236</b> <b>03.0420-2922.3 682922</b>	Ø 203 x 39 BDX Ø 203 x 39 Ø 22,2 + RZ / + Zub Kit
 <b>Seilzug, Feststellbremse</b>							
1.0 1.3 1.4 1.4 1.4 Cat	33 44 52 54 54	03/89→12/95 03/89→12/95 03/89→12/95 03/89→12/95 03/89→12/95	←	☒; Trommelbremse	1	<b>24.3727-0628.2 580628</b>	L= 151
			➔	☒; → 07/91; Trommelbremse	1	<b>24.3727-0623.2 580623</b>	L= 3.268
			➔	☒; 08/91→ 01/94	1	<b>24.3727-0626.2 580626</b>	L= 3.242
			➔	☒; 02/94→	1	<b>24.3727-0662.2 580662</b>	L= 3.255
1.1 1.1 1.8 D	37 40 44	03/89→12/95 03/89→12/95 03/89→12/95	←	☒; 05/89→; Trommelbremse	1	<b>24.3727-0628.2 580628</b>	L= 151
			➔	☒; 05/89→ 07/91; Trommelbremse	1	<b>24.3727-0623.2 580623</b>	L= 3.268
			➔	☒; 08/91→ 01/94	1	<b>24.3727-0626.2 580626</b>	L= 3.242
			➔	☒; 02/94→	1	<b>24.3727-0662.2 580662</b>	L= 3.255
1.3 Cat	44	05/91→01/97	←	☒; → 11/96; Trommelbremse	1	<b>24.3727-0628.2 580628</b>	L= 151
			➔	☒; → 07/91; Trommelbremse	1	<b>24.3727-0623.2 580623</b>	L= 3.268
			➔	☒; 08/91→ 01/94	1	<b>24.3727-0626.2 580626</b>	L= 3.242
			➔	☒; 02/94→ 11/96	1	<b>24.3727-0662.2 580662</b>	L= 3.255
1.4	55	11/92→12/96	←	☒; → 11/96; Trommelbremse	1	<b>24.3727-0628.2 580628</b>	L= 151
			➔	☒; → 01/94	1	<b>24.3727-0626.2 580626</b>	L= 3.242
			➔	☒; 02/94→ 11/96	1	<b>24.3727-0662.2 580662</b>	L= 3.255
1.6 i 16V	65	01/94→12/95	←	☒; Trommelbremse	1	<b>24.3727-0628.2 580628</b>	L= 151
			➔	☒	1	<b>24.3727-0662.2 580662</b>	L= 3.255
1.8 16V 1.8 TD 1.8 XR2i 16V	77 55 96	02/92→12/95 03/93→12/95 02/92→12/95	←	☒; Trommelbremse	1	<b>24.3727-0628.2 580628</b>	L= 151
			➔	☒; → 01/94	1	<b>24.3727-0626.2 580626</b>	L= 3.242
			➔	☒; 02/94→	1	<b>24.3727-0662.2 580662</b>	L= 3.255
<b>FORD - FIESTA IV (JA_, JB_) 08/95→09/02</b>							
 <b>Radbremszylinder</b>							
1.0 i	38	02/97→09/99	➔			<b>24.3217-1715.3 020463</b> <b>24.3219-1107.3 020338</b>	TRW Ø 17,78 GG TRW Ø 19,05 GG
1.0 i	48	09/99→01/02	➔	→ 01/00		<b>24.3217-1715.3 020463</b> <b>24.3219-1107.3 020338</b>	TRW Ø 17,78 GG TRW Ø 19,05 GG
			➔			<b>24.3219-1735.3 020464</b>	Ø 19,05 ALU
↓							













	kw			 	! #		
<b>FORD - FIESTA IV (JA_, JB_) 08/95→09/02</b>							
<b> Radbremszylinder</b>							
1.25 i 16V	55	08/95→01/02	➔	01/96→ 01/00; Schaltgetriebe		<b>24.3217-1715.3 020463</b>	TRW Ø 17,78 GG
			➔	01/96→; Vollautomatik		<b>24.3219-1107.3 020338</b>	TRW Ø 19,05 GG
			➔	02/00→; Schaltgetriebe		<b>24.3219-1735.3 020464</b>	Ø 19,05 ALU
1.3	42	04/96→08/99	➔			<b>24.3217-1715.3 020463</b>	TRW Ø 17,78 GG
1.3 i	44	04/96→08/99	➔				
1.3 i	37	08/95→01/02	➔	01/96→ 01/00		<b>24.3217-1715.3 020463</b>	TRW Ø 17,78 GG
1.3 i	44	08/95→01/02	➔				
1.8 D	44	08/95→04/00	➔	02/00→		<b>24.3219-1735.3 020464</b>	Ø 19,05 ALU
1.4 i 16V	66	04/96→01/02	➔			<b>24.3219-1107.3 020338</b>	TRW Ø 19,05 GG
1.6	65	02/00→01/02	➔				
1.6 16V Sport	76	02/00→01/02	➔				
1.8 DI	55	04/00→01/02	➔			<b>24.3219-1735.3 020464</b>	Ø 19,05 ALU
<b>Zubehörsatz, Bremsbacken</b>							
1.0 i	38	02/97→09/99	➔			<b>03.0137-9217.2 669217</b>	TRW
1.3	42	04/96→08/99	➔				
1.3 i	44	04/96→08/99	➔				
1.0 i	48	09/99→01/02	➔	02/00→; - ABS		<b>03.0137-9179.2 669179</b>	AP
1.4 i 16V	66	04/96→01/02	➔	→ 01/00		<b>03.0137-9217.2 669217</b>	TRW
			➔	02/00→; + ABS		<b>03.0137-9259.2 669259</b>	
1.25 i 16V	55	08/95→01/02	➔	02/00→; - ABS		<b>03.0137-9179.2 669179</b>	AP
1.3 i	37	08/95→01/02	➔				
1.3 i	44	08/95→01/02	➔	01/96→ 01/00		<b>03.0137-9217.2 669217</b>	TRW
1.8 D	44	08/95→04/00	➔	02/00→; + ABS		<b>03.0137-9259.2 669259</b>	
1.6	65	02/00→01/02	➔	- ABS		<b>03.0137-9179.2 669179</b>	AP
1.6 16V Sport	76	02/00→01/02	➔				
1.8 DI	55	04/00→01/02	➔	+ ABS		<b>03.0137-9259.2 669259</b>	
<b> Bremstrommel</b>							
1.0 i	38	02/97→09/99	➔	+ ABS		<b>24.0218-0024.2 480079</b>	Ø 180,0 x 44 / 181,3 - RLG / - ABS Ring / mit Radbe- festigungsbolzen
1.3	42	04/96→08/99	➔			<b>24.0218-0724.2 480206</b>	Ø 180,0 x 44 / 181,3 + RLG / - ABS Ring / mit Radbe- festigungsbolzen
1.3 i	44	04/96→08/99	➔				
1.0 i	48	09/99→01/02	➔	02/00→; - ABS		<b>24.0218-0024.2 480079</b>	Ø 180,0 x 44 / 181,3 - RLG / - ABS Ring / mit Radbe- festigungsbolzen
1.4 i 16V	66	04/96→01/02	➔			<b>24.0218-0724.2 480206</b>	Ø 180,0 x 44 / 181,3 + RLG / - ABS Ring / mit Radbe- festigungsbolzen
			➔	→ 01/00; + ABS		<b>24.0218-0024.2 480079</b>	Ø 180,0 x 44 / 181,3 - RLG / - ABS Ring / mit Radbe- festigungsbolzen
			➔			<b>24.0218-0724.2 480206</b>	Ø 180,0 x 44 / 181,3 + RLG / - ABS Ring / mit Radbe- festigungsbolzen
			➔	02/00→; + ABS		<b>24.0220-3009.2 480080</b>	Ø 203,0 x 48,5 / 204,3 - RLG / - ABS Ring / mit Radbe- festigungsbolzen
1.25 i 16V	55	08/95→01/02	➔	02/00→; - ABS		<b>24.0218-0024.2 480079</b>	Ø 180,0 x 44 / 181,3 - RLG / - ABS Ring / mit Radbe- festigungsbolzen
1.3 i	37	08/95→01/02	➔				
1.3 i	44	08/95→01/02	➔			<b>24.0218-0724.2 480206</b>	Ø 180,0 x 44 / 181,3 + RLG / - ABS Ring / mit Radbe- festigungsbolzen
1.8 D	44	08/95→04/00	➔				
			➔	01/96→ 01/00; + ABS		<b>24.0218-0024.2 480079</b>	Ø 180,0 x 44 / 181,3 - RLG / - ABS Ring / mit Radbe- festigungsbolzen
			➔			<b>24.0218-0724.2 480206</b>	Ø 180,0 x 44 / 181,3 + RLG / - ABS Ring / mit Radbe- festigungsbolzen
			➔	02/00→; + ABS		<b>24.0220-3009.2 480080</b>	Ø 203,0 x 48,5 / 204,3 - RLG / - ABS Ring / mit Radbe- festigungsbolzen
1.6	65	02/00→01/02	➔	- ABS		<b>24.0218-0024.2 480079</b>	Ø 180,0 x 44 / 181,3 - RLG / - ABS Ring / mit Radbe- festigungsbolzen
1.6 16V Sport	76	02/00→01/02	➔				
1.8 DI	55	04/00→01/02	➔			<b>24.0218-0724.2 480206</b>	Ø 180,0 x 44 / 181,3 + RLG / - ABS Ring / mit Radbe- festigungsbolzen
↓							




















	kw			 	! #		
<b>FORD - FIESTA IV (JA_, JB_) 08/95→09/02</b>							
<b>Bremstrommel</b>							
1.6 1.6 16V Sport 1.8 DI	65 76 55	02/00→01/02 02/00→01/02 04/00→01/02	➔	+ ABS		24.0220-3009.2 480080	Ø 203,0 x 48,5 / 204,3 - RLG / - ABS Ring / mit Radbefestigungsbolzen
<b>Bremsbackensatz</b>							
1.0 i	38	02/97→09/99	➔			03.0137-0337.2 650337 03.0520-3617.3 693617 03.0520-5519.3 695519	TRW Ø 180 x 32 + HEB TRW Ø 180 x 32 Ø 17,78 + RZ / + Zub TopKit TRW Ø 180 x 32 Ø 19,05 + RZ / + Zub TopKit
1.0 i	48	09/99→01/02	➔	→ 01/00		03.0137-0337.2 650337 03.0520-3617.3 693617	TRW Ø 180 x 32 + HEB TRW Ø 180 x 32 Ø 17,78 + RZ / + Zub TopKit
			➔	02/00→; + ABS		03.0137-0394.2 650394 03.0520-6319.3 696319	Ø 203 x 38 + HEB AP Ø 203 x 38 Ø 19,05 + RZ / + Zub TopKit
			➔	02/00→; - ABS		03.0137-0412.2 650412 03.0520-6219.3 696219	AP Ø 180 x 32 + HEB AP Ø 180 x 32 Ø 19,05 + RZ / + Zub TopKit
			➔			03.0520-5519.3 695519	TRW Ø 180 x 32 Ø 19,05 + RZ / + Zub TopKit
1.25 i 16V	55	08/95→01/02	➔	01/96→ 01/00		03.0137-0337.2 650337	TRW Ø 180 x 32 + HEB
			➔	02/00→; + ABS		03.0137-0394.2 650394	Ø 203 x 38 + HEB
			➔	02/00→; - ABS		03.0137-0412.2 650412	AP Ø 180 x 32 + HEB
			➔	01/96→ 01/00; Schaltgetriebe		03.0520-3617.3 693617	TRW Ø 180 x 32 Ø 17,78 + RZ / + Zub TopKit
			➔	01/96→; Vollautomatik		03.0520-5519.3 695519	TRW Ø 180 x 32 Ø 19,05 + RZ / + Zub TopKit
			➔	02/00→; Schaltgetriebe; - ABS		03.0520-6219.3 696219	AP Ø 180 x 32 Ø 19,05 + RZ / + Zub TopKit
1.3 1.3 i	42 44	04/96→08/99 04/96→08/99	➔			03.0137-0337.2 650337 03.0520-3617.3 693617	TRW Ø 180 x 32 + HEB TRW Ø 180 x 32 Ø 17,78 + RZ / + Zub TopKit
			➔				
1.3 i 1.3 i 1.8 D	37 44 44	08/95→01/02 08/95→01/02 08/95→04/00	➔	01/96→ 01/00		03.0137-0337.2 650337 03.0520-3617.3 693617	TRW Ø 180 x 32 + HEB TRW Ø 180 x 32 Ø 17,78 + RZ / + Zub TopKit
			➔	02/00→; + ABS		03.0137-0394.2 650394 03.0520-6319.3 696319	Ø 203 x 38 + HEB AP Ø 203 x 38 Ø 19,05 + RZ / + Zub TopKit
			➔	02/00→; - ABS		03.0137-0412.2 650412 03.0520-6219.3 696219	AP Ø 180 x 32 + HEB AP Ø 180 x 32 Ø 19,05 + RZ / + Zub TopKit
1.4 i 16V	66	04/96→01/02	➔	→ 01/00		03.0137-0337.2 650337	TRW Ø 180 x 32 + HEB
			➔	02/00→; + ABS		03.0137-0394.2 650394	Ø 203 x 38 + HEB
			➔	02/00→; - ABS		03.0137-0412.2 650412	AP Ø 180 x 32 + HEB
			➔			03.0520-5519.3 695519	TRW Ø 180 x 32 Ø 19,05 + RZ / + Zub TopKit
1.6 1.6 16V Sport	65 76	02/00→01/02 02/00→01/02	➔	+ ABS		03.0137-0394.2 650394	Ø 203 x 38 + HEB
			➔	- ABS		03.0137-0412.2 650412	AP Ø 180 x 32 + HEB
			➔			03.0520-5519.3 695519	TRW Ø 180 x 32 Ø 19,05 + RZ / + Zub TopKit
1.8 DI	55	04/00→01/02	➔	+ ABS		03.0137-0394.2 650394 03.0520-6319.3 696319	Ø 203 x 38 + HEB AP Ø 203 x 38 Ø 19,05 + RZ / + Zub TopKit
			➔	- ABS		03.0137-0412.2 650412 03.0520-6219.3 696219	AP Ø 180 x 32 + HEB AP Ø 180 x 32 Ø 19,05 + RZ / + Zub TopKit
<b>Seilzug, Feststellbremse</b>							
1.0 i 1.0 i 1.3 1.3 i 1.4 i 16V 1.6 ↓	38 48 42 44 66 65	02/97→09/99 09/99→01/02 04/96→08/99 04/96→08/99 04/96→01/02 02/00→01/02	← ➔	⬆; Trommelbremse ⬇; Trommelbremse	1 1	24.3727-1800.2 581800 24.3727-0660.2 580660	L= 312 L= 1.575 L2= 1.627















	kw					! #		
<b>FORD - FIESTA IV (JA_, JB_) 08/95→09/02</b>								
 <b>Seilzug, Feststellbremse</b>								
1.6 16V Sport 1.8 DI	76 55	02/00→01/02 04/00→01/02	← →	↑; Trommelbremse ↓; Trommelbremse	1	24.3727-1800.2 24.3727-0660.2	581800 580660	L= 312 L= 1.575 L2= 1.627
1.25 i 16V 1.3 i 1.3 i 1.8 D	55 37 44 44	08/95→01/02 08/95→01/02 08/95→01/02 08/95→04/00	← →	↑; 01/96→; Trommelbremse ↓; 01/96→; Trommelbremse	1	24.3727-1800.2 24.3727-0660.2	581800 580660	L= 312 L= 1.575 L2= 1.627
<b>FORD - FIESTA V (JH_, JD_) 11/01→03/10</b>								
 <b>Radbremsszylinder</b>								
1.25 16V 1.25 16V 1.6 TDCi	51 55 66	03/03→06/08 05/02→06/08 11/04→06/08	→			24.3219-1735.3	020464	Ø 19,05 ALU
1.3 1.3 1.4 16V 1.4 TDCi 1.6 16V	44 51 59 50 74	11/01→06/08 11/01→06/08 11/01→06/08 11/01→06/08 11/01→06/08	→	04/02→		24.3219-1735.3	020464	Ø 19,05 ALU
<b>Zubehörsatz, Bremsbacken</b>								
1.25 16V 1.25 16V 1.6 TDCi	51 55 66	03/03→06/08 05/02→06/08 11/04→06/08	→			03.0137-9259.2	669259	
1.3 1.3 1.4 16V 1.4 TDCi 1.6 16V	44 51 59 50 74	11/01→06/08 11/01→06/08 11/01→06/08 11/01→06/08 11/01→06/08	→	04/02→		03.0137-9259.2	669259	
 <b>Bremstrommel</b>								
1.25 16V 1.25 16V 1.6 TDCi	51 55 66	03/03→06/08 05/02→06/08 11/04→06/08	→			24.0220-3026.2	480175	Ø 203,0 x 44,5 / 204,3 - RLG / - ABS Ring
1.3 1.3 1.4 16V 1.4 TDCi 1.6 16V	44 51 59 50 74	11/01→06/08 11/01→06/08 11/01→06/08 11/01→06/08 11/01→06/08	→	04/02→		24.0220-3026.2	480175	Ø 203,0 x 44,5 / 204,3 - RLG / - ABS Ring
 <b>Bremsbackensatz</b>								
1.25 16V 1.25 16V 1.6 TDCi	51 55 66	03/03→06/08 05/02→06/08 11/04→06/08	→			03.0137-0394.2	650394	Ø 203 x 38 + HEB
1.3 1.3 1.4 16V 1.4 TDCi 1.6 16V	44 51 59 50 74	11/01→06/08 11/01→06/08 11/01→06/08 11/01→06/08 11/01→06/08	→	04/02→		03.0520-6319.3	696319	AP Ø 203 x 38 Ø 19,05 + RZ / + Zub TopKit
 <b>Seilzug, Feststellbremse</b>								
1.25 16V 1.25 16V 1.6 TDCi	51 55 66	03/03→06/08 05/02→06/08 11/04→06/08	← →	↑; Trommelbremse ↓; Trommelbremse	1	24.3727-0658.2	580658	L= 306
1.3 1.3 1.4 16V 1.4 TDCi 1.6 16V	44 51 59 50 74	11/01→06/08 11/01→06/08 11/01→06/08 11/01→06/08 11/01→06/08	← →	↑; 04/02→; Trommelbremse ↓; 04/02→; Trommelbremse	1	24.3727-0658.2 24.3727-0653.2	580658 580653	L= 306 L= 1.305 L2= 1.445
<b>FORD - FIESTA V Van 10/03→12/10</b>								
 <b>Radbremsszylinder</b>								
1.3 1.4 TDCi 1.6 TDCi	51 50 66	10/03→07/05 10/03→12/10 04/07→09/09	→			24.3219-1735.3	020464	Ø 19,05 ALU
<b>Zubehörsatz, Bremsbacken</b>								
1.3 1.4 TDCi 1.6 TDCi	51 50 66	10/03→07/05 10/03→12/10 04/07→09/09	→			03.0137-9259.2	669259	
 <b>Bremstrommel</b>								
1.3 ↓	51	10/03→07/05	→			24.0220-3026.2	480175	Ø 203,0 x 44,5 / 204,3 - RLG / - ABS Ring















	kw					! #		
<b>FORD - FIESTA V Van 10/03→12/10</b>								
 <b>Bremstrommel</b>								
1.3	51	10/03→07/05	→				<b>24.0220-3726.2 480216</b>	Ø 203,0 x 44,5 / 204,3 + RLG / - ABS Ring
1.4 TDCi 1.6 TDCi	50 66	10/03→12/10 04/07→09/09	→	→ 08/08			<b>24.0220-3026.2 480175</b> <b>24.0220-3726.2 480216</b>	Ø 203,0 x 44,5 / 204,3 - RLG / - ABS Ring Ø 203,0 x 44,5 / 204,3 + RLG / - ABS Ring
 <b>Bremsbackensatz</b>								
1.3	51	10/03→07/05	→				<b>03.0137-0394.2 650394</b> <b>03.0520-6319.3 696319</b>	Ø 203 x 38 + HEB AP Ø 203 x 38 Ø 19,05 + RZ / + Zub TopKit
1.4 TDCi 1.6 TDCi	50 66	10/03→12/10 04/07→09/09	→	→ 08/08			<b>03.0137-0394.2 650394</b> <b>03.0520-6319.3 696319</b>	Ø 203 x 38 + HEB AP Ø 203 x 38 Ø 19,05 + RZ / + Zub TopKit
 <b>Seilzug, Feststellbremse</b>								
1.3	51	10/03→07/05	←	↑; Trommelbremse	1	<b>24.3727-0658.2 580658</b>	L= 306	
			→	↓; Trommelbremse	1	<b>24.3727-0653.2 580653</b>	L= 1.305 L2= 1.445	
1.4 TDCi 1.6 TDCi	50 66	10/03→12/10 04/07→09/09	←	↑; → 08/08; Trommelbremse	1	<b>24.3727-0658.2 580658</b>	L= 306	
			→	↓; → 08/08; Trommelbremse	1	<b>24.3727-0653.2 580653</b>	L= 1.305 L2= 1.445	
<b>FORD - FIESTA VI 06/08→</b>								
 <b>Radbremszylinder</b>								
1.0 1.0 1.0 EcoBoost 1.0 Sport 1.4 TDCi 1.4 TDCi 1.5 TDCi 1.6 TDCi 1.6 Ti	48 59 74 103 50 51 70 70 99	01/13→ 10/12→ 01/13→ 05/14→ 01/09→ 07/10→ 05/15→ 02/10→ 12/10→	→				<b>24.3219-1760.3 020529</b>	Ø 19,05 ALU
1.0 EcoBoost 1.5 TDCi 1.6 Ti	92 55 77	09/12→ 09/12→ 09/12→	→	10/12→			<b>24.3219-1760.3 020529</b>	Ø 19,05 ALU
1.25 1.25 1.4 1.6 TDCi 1.6 TDCi 1.6 Ti	44 60 71 55 66 88	06/08→ 06/08→ 06/08→ 06/08→ 06/08→ 06/08→	→	09/08→			<b>24.3219-1760.3 020529</b>	Ø 19,05 ALU
1.4 LPG 1.4 LPG	68 71	01/09→ 01/09→	→	06/09→			<b>24.3219-1760.3 020529</b>	Ø 19,05 ALU
<b>Zubehörsatz, Bremsbacken</b>								
1.0 1.0 1.0 EcoBoost 1.0 Sport 1.4 TDCi 1.4 TDCi 1.5 TDCi 1.6 TDCi 1.6 Ti	48 59 74 103 50 51 70 70 99	01/13→ 10/12→ 01/13→ 05/14→ 01/09→ 07/10→ 05/15→ 02/10→ 12/10→	→				<b>03.0137-9304.2 669304</b>	
1.0 EcoBoost 1.5 TDCi 1.6 Ti	92 55 77	09/12→ 09/12→ 09/12→	→	10/12→			<b>03.0137-9304.2 669304</b>	
1.25 1.25 1.4 1.6 TDCi 1.6 TDCi 1.6 Ti	44 60 71 55 66 88	06/08→ 06/08→ 06/08→ 06/08→ 06/08→ 06/08→	→	09/08→			<b>03.0137-9304.2 669304</b>	
1.4 LPG 1.4 LPG	68 71	01/09→ 01/09→	→	06/09→			<b>03.0137-9304.2 669304</b>	
 <b>Bremstrommel</b>								
1.25 1.25 1.4 1.6 TDCi 1.6 TDCi 1.6 Ti	44 60 71 55 66 88	06/08→ 06/08→ 06/08→ 06/08→ 06/08→ 06/08→	→	09/08→			<b>24.0220-0009.1 480317</b>	Ø 200,0 x 40,3 / 201,5
1.4 LPG 1.4 LPG	68 71	01/09→ 01/09→	→	06/09→			<b>24.0220-0009.1 480317</b>	Ø 200,0 x 40,3 / 201,5










	kW			 	! #		
<b>FORD - FIESTA VI 06/08→</b>							
 <b>Bremstrommel</b>							
1.4 TDCi	50	01/09→	→			24.0220-0009.1 480317	Ø 200,0 x 40,3 / 201,5
1.4 TDCi	51	07/10→					
1.6 TDCi	70	02/10→					
1.6 Ti	99	12/10→					
 <b>Bremsbackensatz</b>							
1.0	48	01/13→	→			03.0137-0497.2 650497	Ø 200 x 32 + HEB
1.0	59	10/12→					
1.0 EcoBoost	74	01/13→				03.0520-7619.3 697619	Ø 200 x 32 Ø 19,05 + RZ / + Zub TopKit
1.0 Sport	103	05/14→					
1.4 TDCi	50	01/09→					
1.4 TDCi	51	07/10→					
1.5 TDCi	70	05/15→					
1.6 TDCi	70	02/10→					
1.6 Ti	99	12/10→					
1.0 EcoBoost	92	09/12→	→	10/12→		03.0137-0497.2 650497	Ø 200 x 32 + HEB
1.5 TDCi	55	09/12→				03.0520-7619.3 697619	Ø 200 x 32 Ø 19,05 + RZ / + Zub TopKit
1.6 Ti	77	09/12→					
1.25	44	06/08→	→	09/08→		03.0137-0497.2 650497	Ø 200 x 32 + HEB
1.25	60	06/08→					
1.4	71	06/08→				03.0520-7619.3 697619	Ø 200 x 32 Ø 19,05 + RZ / + Zub TopKit
1.6 TDCi	55	06/08→					
1.6 TDCi	66	06/08→					
1.6 Ti	88	06/08→					
1.4 LPG	68	01/09→	→	06/09→		03.0137-0497.2 650497	Ø 200 x 32 + HEB
1.4 LPG	71	01/09→				03.0520-7619.3 697619	Ø 200 x 32 Ø 19,05 + RZ / + Zub TopKit
<b>FORD - FIESTA VI Van 01/09→</b>							
 <b>Radbremszylinder</b>							
1.0	48	01/13→	→			24.3219-1760.3 020529	Ø 19,05 ALU
1.0	59	10/12→					
1.0 EcoBoost	74	01/13→					
1.0 EcoBoost	103	05/14→					
1.25	60	01/09→					
1.4 TDCi	50	01/09→					
1.4 TDCi	51	07/10→					
1.5 TDCi	55	10/12→					
1.5 TDCi	70	05/15→					
1.6 TDCi	66	01/09→					
1.6 TDCi	70	02/10→					
1.0 EcoBoost	92	09/12→	→	10/12→		24.3219-1760.3 020529	Ø 19,05 ALU
<b>Zubehörsatz, Bremsbacken</b>							
1.0	48	01/13→	→			03.0137-9304.2 669304	
1.0	59	10/12→					
1.0 EcoBoost	74	01/13→					
1.0 EcoBoost	103	05/14→					
1.25	60	01/09→					
1.4 TDCi	50	01/09→					
1.4 TDCi	51	07/10→					
1.5 TDCi	55	10/12→					
1.5 TDCi	70	05/15→					
1.6 TDCi	66	01/09→					
1.6 TDCi	70	02/10→					
1.0 EcoBoost	92	09/12→	→	10/12→		03.0137-9304.2 669304	
 <b>Bremstrommel</b>							
1.25	60	01/09→	→			24.0220-0009.1 480317	Ø 200,0 x 40,3 / 201,5
1.4 TDCi	50	01/09→					
1.4 TDCi	51	07/10→					
1.6 TDCi	66	01/09→					
1.6 TDCi	70	02/10→					
 <b>Bremsbackensatz</b>							
1.0	48	01/13→	→			03.0137-0497.2 650497	Ø 200 x 32 + HEB
1.0	59	10/12→					
1.0 EcoBoost	74	01/13→				03.0520-7619.3 697619	Ø 200 x 32 Ø 19,05 + RZ / + Zub TopKit
1.0 EcoBoost	103	05/14→					
1.25	60	01/09→					
1.4 TDCi	50	01/09→					
1.4 TDCi	51	07/10→					
1.5 TDCi	55	10/12→					
1.5 TDCi	70	05/15→					
1.6 TDCi	66	01/09→					
1.6 TDCi	70	02/10→					
1.0 EcoBoost	92	09/12→	→	10/12→		03.0137-0497.2 650497	Ø 200 x 32 + HEB












	kW					! #		
<b>FORD - FIESTA VI Van 01/09→</b>								
 <b>Bremsbackensatz</b>								
1.0 EcoBoost	92	09/12→	➔	10/12→		03.0520-7619.3	697619	Ø 200 x 32 Ø 19,05 + RZ / + Zub TopKit
<b>FORD - FIESTA Kasten (FVD) 03/83→12/95</b>								
 <b>Radbremszylinder</b>								
1.8 D (FVJ)	43	03/89→12/95	➔	09/91→ 01/94		24.3222-1111.3	020266	Ø 22,2 GG
			➔	02/94→		24.3222-1117.3	020272	Ø 22,2 GG
<b>Zubehörsatz, Bremsbacken</b>								
1.8 D (FVJ)	43	03/89→12/95	➔	09/91→		03.0137-9120.2	669120	
 <b>Bremstrommel</b>								
1.8 D (FVJ)	43	03/89→12/95	➔	09/91→		24.0220-3008.2	480075	Ø 203,0 x 45 / 204
 <b>Bremsbackensatz</b>								
1.8 D (FVJ)	43	03/89→12/95	➔	09/91→		03.0137-0236.2	650236	Ø 203 x 39
			➔	09/91→ 01/94		03.0420-2922.3	682922	BDX Ø 203 x 39 Ø 22,2 + RZ / + Zub Kit
<b>FORD - FIESTA Kasten (JV_) 05/98→08/03</b>								
 <b>Radbremszylinder</b>								
D 1.8 TD 1.8	44 55	05/98→04/02 03/00→08/03	➔	→ 03/02		24.3222-1117.3	020272	Ø 22,2 GG
<b>Zubehörsatz, Bremsbacken</b>								
D 1.8 TD 1.8	44 55	05/98→04/02 03/00→08/03	➔	→ 03/02		03.0137-9177.2	669177	
 <b>Bremstrommel</b>								
D 1.8 TD 1.8	44 55	05/98→04/02 03/00→08/03	➔	→ 03/02		24.0220-3008.2	480075	Ø 203,0 x 45 / 204
 <b>Bremsbackensatz</b>								
D 1.8 TD 1.8	44 55	05/98→04/02 03/00→08/03	➔	→ 03/02		03.0137-0338.2	650338	Ø 203 x 38
						03.0520-6422.3	696422	TRW Ø 203 x 38 Ø 22,2 + RZ / + Zub TopKit
 <b>Seilzug, Feststellbremse</b>								
D 1.8 TD 1.8	44 55	05/98→04/02 03/00→08/03	➔	↓; → 03/02; Trommelbremse	1	24.3727-0634.2	580634	L= 1.875 L2= 1.930
<b>FORD - FIESTA Stufenheck 04/10→</b>								
 <b>Radbremszylinder</b>								
1.25	44	10/12→	➔			24.3219-1760.3	020529	Ø 19,05 ALU
<b>Zubehörsatz, Bremsbacken</b>								
1.25	44	10/12→	➔			03.0137-9304.2	669304	
 <b>Bremstrommel</b>								
1.25	44	10/12→	➔			24.0220-0009.1	480317	Ø 200,0 x 40,3 / 201,5
 <b>Bremsbackensatz</b>								
1.25	44	10/12→	➔			03.0137-0497.2	650497	Ø 200 x 32 + HEB
						03.0520-7619.3	697619	Ø 200 x 32 Ø 19,05 + RZ / + Zub TopKit
<b>FORD - FOCUS (DAW, DBW) 10/98→12/07</b>								
 <b>Radbremszylinder</b>								
1.4 16V 1.6 16V 1.6 16V Flexifuel 1.8 16V	55 74 75 85	10/98→11/04 10/98→11/04 01/02→11/04 10/98→11/04	➔	→ 09/04		24.3220-1112.3	020223	Ø 20,64 GG
1.8 DI / TDDi 1.8 Turbo DI / TDDi	55 66	08/99→11/04 10/98→11/04	➔	→ 09/04; nur paarweise austauschen		24.3219-1107.3	020338	TRW Ø 19,05 GG
<b>Zubehörsatz, Bremsbacken</b>								
1.4 16V ↓	55	10/98→11/04	➔	→ 09/04		03.0137-9235.2	669235	











	kw					! #			
<b>FORD - FOCUS (DAW, DBW) 10/98→12/07</b>									
<b>Zubehörsatz, Bremsbacken</b>									
1.6 16V	74	10/98→11/04	➔	→ 09/04			03.0137-9235.2	669235	
1.6 16V Flexifuel	75	01/02→11/04							
1.8 16V	85	10/98→11/04							
1.8 DI / TDDi	55	08/99→11/04							
1.8 Turbo DI / TDDi	66	10/98→11/04							
<b> Bremstrommel</b>									
1.4 16V	55	10/98→11/04	➔	→ 09/04			24.0220-3020.2	480131	Ø 203,0 x 44,5 / 204,3 - RLG / - ABS Ring / mit Radbe- festigungsbolzen
1.6 16V	74	10/98→11/04							
1.6 16V Flexifuel	75	01/02→11/04							
1.8 16V	85	10/98→11/04							
1.8 DI / TDDi	55	08/99→11/04							
1.8 Turbo DI / TDDi	66	10/98→11/04					24.0220-3720.2	480210	Ø 203,0 x 44,5 / 204,3 + RLG / - ABS Ring / mit Radbe- festigungsbolzen
<b> Bremsbackensatz</b>									
1.4 16V	55	10/98→11/04	➔	→ 09/04			03.0137-0356.2	650356	Ø 203 x 38 + HEB
1.6 16V	74	10/98→11/04							
1.6 16V Flexifuel	75	01/02→11/04					03.0520-6620.3	696620	TRW Ø 203 x 38 Ø 20,64 + RZ / + Zub TopKit
1.8 16V	85	10/98→11/04							
1.8 DI / TDDi	55	08/99→11/04	➔	→ 09/04			03.0137-0356.2	650356	Ø 203 x 38 + HEB
1.8 Turbo DI / TDDi	66	10/98→11/04					03.0520-5919.3	695919	Ø 203 x 38 Ø 19,05 + RZ / + Zub TopKit
<b> Seilzug, Feststellbremse</b>									
1.4 16V	55	10/98→11/04	←	⬆; → 08/01; Scheiben/Trommel	1	24.3727-0650.2	580650	L= 326	
1.6 16V	74	10/98→11/04	←	⬆; → 09/01→ 09/04; Scheiben/Trommel	1	24.3727-0654.2	580654	L= 330	
1.8 16V	85	10/98→11/04	←	⬆; → 09/01→ 09/04; Scheiben/Trommel	1	24.3727-0654.2	580654	L= 330	
1.8 DI / TDDi	55	08/99→11/04	➔	⬇; → 08/01; Trommelbremse	1	24.3727-0649.2	580649	L= 1.483 L2= 1.483	
1.8 TDCi	85	03/01→11/04	➔	⬇; → 09/01→ 09/04; Trommelbremse	1	24.3727-0651.2	580651	L= 1.483 L2= 1.483	
1.8 Turbo DI / TDDi	66	10/98→11/04	➔	⬇; → 09/01→ 09/04; Trommelbremse	1	24.3727-0651.2	580651	L= 1.483 L2= 1.483	
2.0 16V	96	10/98→11/04	➔	⬇; → 09/01→ 09/04; Scheibenbremse	1	24.3727-0655.2	580655	L= 1.770 L2= 1.770	
			➔	⬇; → 08/01; Scheibenbremse	1	24.3727-0656.2	580656	L= 1.770 L2= 1.770	
			➔	⬇; → 09/01→ 09/04; Scheiben/Trommel	2	24.3727-0663.2	580663	L= 175	
			➔	⬇; → 08/01; Scheiben/Trommel	2	24.3727-0663.2	580663	L= 175	
1.6 16V Flexifuel	75	01/02→11/04	←	⬆; → 09/04; Scheiben/Trommel	1	24.3727-0654.2	580654	L= 330	
1.8 TDCi	74	08/02→11/04	➔	⬇; → 09/04; Trommelbremse	1	24.3727-0651.2	580651	L= 1.483 L2= 1.483	
RS	158	10/02→11/04	➔	⬇; → 09/04; Scheibenbremse	1	24.3727-0655.2	580655	L= 1.770 L2= 1.770	
ST170	127	03/02→11/04	➔	⬇; → 09/04; Scheiben/Trommel	2	24.3727-0663.2	580663	L= 175	
<b>FORD - FOCUS II (DA_) 07/04→09/12</b>									
<b> Radbremszylinder</b>									
1.4	59	07/04→09/12	➔	10/04→ 02/11			24.3220-1721.3	020467	Ø 20,64 ALU
<b>Zubehörsatz, Bremsbacken</b>									
1.4	59	07/04→09/12	➔	10/04→ 02/11			03.0137-9279.2	669279	
<b> Bremstrommel</b>									
1.4	59	07/04→09/12	➔	10/04→ 02/11			24.0222-8035.1	480188	Ø 228,3 x 50,4 / 230,3
<b> Bremsbackensatz</b>									
1.4	59	07/04→09/12	➔	10/04→ 02/11			03.0137-0467.2	650467	Ø 228 x 42 + HEB
							03.0520-8120.3	698120	AP Ø 228 x 42 Ø 20,64 + RZ / + Zub TopKit
<b> Seilzug, Feststellbremse</b>									
1.4	59	07/04→09/12	←	⬆; 10/04→ 02/11; - eFSB; Scheibenbremse	1	24.3727-0678.2	580678	L= 341	
			➔	⬇; 10/04→ 02/11; - eFSB; Scheibenbremse	1	24.3727-0659.2	580659	L= 1.816 L2= 1.860	
			➔	⬇; 10/04→ 02/11; Trommelbremse	1	24.3727-0664.2	580664	L= 1.440 L2= 1.490	
1.6	74	07/04→09/12	←	⬆; 10/04→ 02/11; - eFSB; Scheibenbremse	1	24.3727-0678.2	580678	L= 341	
1.6 TDCi	74	07/04→09/12							
1.6 TDCi	80	07/04→09/12	➔	⬇; 10/04→ 02/11; - eFSB; Scheibenbremse	1	24.3727-0659.2	580659	L= 1.816 L2= 1.860	
1.6 Ti	85	07/04→09/12							
2.0	107	07/04→09/12							
2.0 TDCi	100	07/04→09/12							
1.6 LPG	85	10/09→07/11	←	⬆; → 02/11; - eFSB; Scheibenbremse	1	24.3727-0678.2	580678	L= 341	
1.6 TDCi	66	01/05→09/12	➔	⬇; → 02/11; - eFSB; Scheibenbremse	1	24.3727-0659.2	580659	L= 1.816 L2= 1.860	
1.8	92	03/06→09/12	➔	⬇; → 02/11; - eFSB; Scheibenbremse	1	24.3727-0659.2	580659	L= 1.816 L2= 1.860	










	kw			 	! #		
<b>FORD - FOCUS II (DA_) 07/04→09/12</b>							
 <b>Seilzug, Feststellbremse</b>							
1.8 Flexifuel	92	01/06→09/12	←	↑; → 02/11; - eFSB; Scheibenbremse	1	24.3727-0678.2 580678	L= 341
1.8 TDCi	85	01/05→09/12	→	↓; → 02/11; - eFSB; Scheibenbremse	1	24.3727-0659.2 580659	L= 1.816 L2= 1.860
2.0	105	04/10→09/12					
2.0 CNG	107	04/09→07/11					
2.0 LPG	107	06/08→07/11					
2.0 TDCi	81	02/08→07/11					
2.5 ST	166	10/05→09/12					
2.0	104	06/05→09/08	←	↑; - eFSB; Scheibenbremse	1	24.3727-0678.2 580678	L= 341
			→	↓; - eFSB; Scheibenbremse	1	24.3727-0659.2 580659	L= 1.816 L2= 1.860
2.0 TDCi	98	07/04→01/08	←	↑; 10/04→; - eFSB; Scheibenbremse	1	24.3727-0678.2 580678	L= 341
			→	↓; 10/04→; - eFSB; Scheibenbremse	1	24.3727-0659.2 580659	L= 1.816 L2= 1.860
2.5 RS	224	01/09→07/11	→	↓; → 02/11; Scheibenbremse	1	24.3727-0672.2 580672	L= 1.848 L2= 1.933
2.5 RS 500	257	05/10→07/11					
<b>FORD - FOCUS II Cabriolet 10/06→09/10</b>							
 <b>Seilzug, Feststellbremse</b>							
1.6	74	10/06→09/10	←	↑; - eFSB; Scheibenbremse	1	24.3727-0678.2 580678	L= 341
2.0	107	10/06→09/10	→	↓; - eFSB; Scheibenbremse	1	24.3727-0659.2 580659	L= 1.816 L2= 1.860
2.0 TDCi	100	10/06→09/10					
<b>FORD - FOCUS II Kombi (DA_) 07/04→09/12</b>							
 <b>Radbremszylinder</b>							
1.4	59	07/04→09/12	→	10/04→ 02/11		24.3220-1721.3 020467	Ø 20,64 ALU
<b>Zubehörsatz, Bremsbacken</b>							
1.4	59	07/04→09/12	→	10/04→ 02/11		03.0137-9279.2 669279	
 <b>Bremstrommel</b>							
1.4	59	07/04→09/12	→	10/04→ 02/11		24.0222-8035.1 480188	Ø 228,3 x 50,4 / 230,3
 <b>Bremsbackensatz</b>							
1.4	59	07/04→09/12	→	10/04→ 02/11		03.0137-0467.2 650467 03.0520-8120.3 698120	Ø 228 x 42 + HEB AP Ø 228 x 42 Ø 20,64 + RZ / + Zub TopKit
 <b>Seilzug, Feststellbremse</b>							
1.4	59	07/04→09/12	←	↑; 10/04→ 02/11; - eFSB; Scheibenbremse	1	24.3727-0678.2 580678	L= 341
			→	↓; 10/04→ 02/11; - eFSB; Scheibenbremse	1	24.3727-0659.2 580659	L= 1.816 L2= 1.860
			→	↓; 10/04→ 02/11; Trommelbremse	1	24.3727-0664.2 580664	L= 1.440 L2= 1.490
1.6	74	07/04→07/11	←	↑; 10/04→ 02/11; - eFSB; Scheibenbremse	1	24.3727-0678.2 580678	L= 341
1.6 TDCi	74	07/04→09/12					
1.6 TDCi	80	07/04→09/12					
1.6 Ti	85	07/04→09/12					
2.0	107	07/04→09/12					
2.0 TDCi	100	07/04→09/12	→	↓; 10/04→ 02/11; - eFSB; Scheibenbremse	1	24.3727-0659.2 580659	L= 1.816 L2= 1.860
1.6 LPG	85	10/09→09/12	←	↑; → 02/11; - eFSB; Scheibenbremse	1	24.3727-0678.2 580678	L= 341
1.6 TDCi	81	12/07→09/12					
1.8	92	03/06→09/12					
1.8 Flexifuel	92	01/06→09/12					
2.0 LPG	107	06/08→07/11					
2.0 TDCi	81	02/08→07/11	→	↓; → 02/11; - eFSB; Scheibenbremse	1	24.3727-0659.2 580659	L= 1.816 L2= 1.860
1.6 TDCi	66	07/04→09/12	←	↑; 01/05→ 02/11; - eFSB; Scheibenbremse	1	24.3727-0678.2 580678	L= 341
1.8 TDCi	85	07/04→09/12					
			→	↓; 01/05→ 02/11; - eFSB; Scheibenbremse	1	24.3727-0659.2 580659	L= 1.816 L2= 1.860
1.8 Flexifuel	97	12/05→01/08	←	↑; 01/06→; - eFSB; Scheibenbremse	1	24.3727-0678.2 580678	L= 341
			→	↓; 01/06→; - eFSB; Scheibenbremse	1	24.3727-0659.2 580659	L= 1.816 L2= 1.860
2.0 TDCi	98	07/04→01/08	←	↑; 10/04→; - eFSB; Scheibenbremse	1	24.3727-0678.2 580678	L= 341
			→	↓; 10/04→; - eFSB; Scheibenbremse	1	24.3727-0659.2 580659	L= 1.816 L2= 1.860
<b>FORD - FOCUS II Stufenheck (DA_) 04/05→</b>							
 <b>Radbremszylinder</b>							
1.4	59	04/05→09/12	→	→ 02/11		24.3220-1721.3 020467	Ø 20,64 ALU
<b>Zubehörsatz, Bremsbacken</b>							
1.4	59	04/05→09/12	→	→ 02/11		03.0137-9279.2 669279	













	kW					! #		
<b>FORD - FOCUS II Stufenheck (DA_) 04/05→</b>								
<b>Bremstrommel</b>								
1.4	59	04/05→09/12	➔	→ 02/11		24.0222-8035.1	480188	Ø 228,3 x 50,4 / 230,3
<b>Bremsbackensatz</b>								
1.4	59	04/05→09/12	➔	→ 02/11		03.0137-0467.2 03.0520-8120.3	650467 698120	Ø 228 x 42 + HEB AP Ø 228 x 42 Ø 20,64 + RZ / + Zub TopKit
<b>Seilzug, Feststellbremse</b>								
1.4	59	04/05→09/12	←	↑; → 02/11; - eFSB; Scheibenbremse	1	24.3727-0678.2	580678	L= 341
			➔	↓; → 02/11; - eFSB; Scheibenbremse	1	24.3727-0659.2	580659	L= 1.816 L2= 1.860
			➔	↓; → 02/11; Trommelbremse	1	24.3727-0664.2	580664	L= 1.440 L2= 1.490
1.6 1.6 TDCi 1.6 TDCi 1.6 Ti 1.8 1.8 Flexifuel 1.8 TDCi 2.0 2.0 2.0 TDCi 2.0 TDCi	74	04/05→09/12	←	↑; → 02/11; - eFSB; Scheibenbremse	1	24.3727-0678.2	580678	L= 341
	66	04/05→09/12	➔	↓; → 02/11; - eFSB; Scheibenbremse	1	24.3727-0659.2	580659	L= 1.816 L2= 1.860
	74	04/05→09/12	➔	↓; → 02/11; - eFSB; Scheibenbremse	1	24.3727-0659.2	580659	L= 1.816 L2= 1.860
	80	04/05→09/12						
	85	04/05→09/12						
	92	03/06→09/12						
	92	06/06→07/11						
	85	04/05→09/12						
	104	02/08→						
	107	04/05→07/11						
81	02/08→07/11							
100	04/05→09/12							
1.8 Flexifuel	96	12/05→01/08	←	↑; 01/06→; - eFSB; Scheibenbremse	1	24.3727-0678.2	580678	L= 341
			➔	↓; 01/06→; - eFSB; Scheibenbremse	1	24.3727-0659.2	580659	L= 1.816 L2= 1.860
<b>FORD - FOCUS III 07/10→</b>								
<b>Radbremszylinder</b>								
1.0 EcoBoost	74	02/12→	➔			24.3220-1750.3	020595	Ø 20,64 ALU
1.0 EcoBoost	92	02/12→						
1.5 EcoBoost	110	09/14→						
1.5 EcoBoost	134	09/14→						
1.5 TDCi	70	09/14→						
1.5 TDCi	88	09/14→						
1.5 TDCi ECONetic	77	09/14→						
1.6 Flexifuel	110	07/13→						
1.6 LPG	86	02/12→						
1.6 LPG	88	02/12→						
1.6 TDCi ECONetic	77	05/12→						
1.6 Ti	63	08/11→						
1.6 Ti	88	02/12→						
2.0	110	10/13→						
2.0 TDCi	110	11/14→						
2.0 TDCi ST	136	11/14→						
2.0 Ti-GDi	125	08/11→						
Electric	107	07/13→						
1.6 EcoBoost	110	07/10→	➔	03/11→		24.3220-1750.3	020595	Ø 20,64 ALU
1.6 EcoBoost	134	07/10→						
1.6 Flexifuel	88	07/10→						
1.6 TDCi	70	07/10→						
1.6 TDCi	85	07/10→						
1.6 Ti	77	07/10→						
1.6 Ti	92	07/10→						
2.0 TDCi	85	07/10→						
2.0 TDCi	100	07/10→						
2.0 TDCi	103	07/10→						
2.0 TDCi	120	07/10→						
<b>Zubehörsatz, Bremsbacken</b>								
1.0 EcoBoost	74	02/12→	➔			03.0137-9313.2	669313	
1.0 EcoBoost	92	02/12→						
1.5 EcoBoost	110	09/14→						
1.5 EcoBoost	134	09/14→						
1.5 TDCi	70	09/14→						
1.5 TDCi	88	09/14→						
1.5 TDCi ECONetic	77	09/14→						
1.6 Flexifuel	110	07/13→						
1.6 LPG	86	02/12→						
1.6 LPG	88	02/12→						
1.6 TDCi ECONetic	77	05/12→						
1.6 Ti	63	08/11→						
1.6 Ti	88	02/12→						
2.0	110	10/13→						
2.0 TDCi	110	11/14→						
2.0 TDCi ST	136	11/14→						
2.0 Ti-GDi	125	08/11→						
Electric	107	07/13→						












	kW			 	! #			
<b>FORD - FOCUS III 07/10→</b>								
<b>Zubehörsatz, Bremsbacken</b>								
1.6 EcoBoost	110	07/10→	➔	03/11→		03.0137-9313.2	669313	
1.6 EcoBoost	134	07/10→						
1.6 Flexifuel	88	07/10→						
1.6 TDCi	70	07/10→						
1.6 TDCi	85	07/10→						
1.6 Ti	77	07/10→						
1.6 Ti	92	07/10→						
2.0 TDCi	85	07/10→						
2.0 TDCi	100	07/10→						
2.0 TDCi	103	07/10→						
2.0 TDCi	120	07/10→						
<b> Bremsbackensatz</b>								
1.0 EcoBoost	74	02/12→	➔			03.0137-0512.2	650512	Ø 228 x 42 + HEB
1.0 EcoBoost	92	02/12→						
1.5 EcoBoost	110	09/14→						
1.5 EcoBoost	134	09/14→						
1.5 TDCi	70	09/14→						
1.5 TDCi	88	09/14→						
1.5 TDCi ECONetic	77	09/14→						
1.6 Flexifuel	110	07/13→						
1.6 LPG	86	02/12→						
1.6 LPG	88	02/12→						
1.6 TDCi ECONetic	77	05/12→						
1.6 Ti	63	08/11→						
1.6 Ti	88	02/12→						
2.0	110	10/13→						
2.0 TDCi	110	11/14→						
2.0 TDCi ST	136	11/14→						
2.0 Ti-GDi	125	08/11→						
Electric	107	07/13→						
1.6 EcoBoost	110	07/10→	➔	03/11→		03.0137-0512.2	650512	Ø 228 x 42 + HEB
1.6 EcoBoost	134	07/10→						
1.6 Flexifuel	88	07/10→						
1.6 TDCi	70	07/10→						
1.6 TDCi	85	07/10→						
1.6 Ti	77	07/10→						
1.6 Ti	92	07/10→						
2.0 TDCi	85	07/10→						
2.0 TDCi	100	07/10→						
2.0 TDCi	103	07/10→						
2.0 TDCi	120	07/10→						
<b>FORD - FOCUS III Kasten 02/12→</b>								
<b> Radbremszylinder</b>								
1.0 EcoBoost	74	02/12→	➔			24.3220-1750.3	020595	Ø 20,64 ALU
1.0 EcoBoost	92	02/12→						
1.5 EcoBoost	110	09/14→						
1.5 EcoBoost	134	09/14→						
1.5 TDCi	70	09/14→						
1.5 TDCi	88	09/14→						
1.5 TDCi ECONetic	77	09/14→						
2.0 TDCi	110	11/14→						
<b>Zubehörsatz, Bremsbacken</b>								
1.0 EcoBoost	74	02/12→	➔			03.0137-9313.2	669313	
1.0 EcoBoost	92	02/12→						
1.5 EcoBoost	110	09/14→						
1.5 EcoBoost	134	09/14→						
1.5 TDCi	70	09/14→						
1.5 TDCi	88	09/14→						
1.5 TDCi ECONetic	77	09/14→						
2.0 TDCi	110	11/14→						
<b> Bremsbackensatz</b>								
1.0 EcoBoost	74	02/12→	➔			03.0137-0512.2	650512	Ø 228 x 42 + HEB
1.0 EcoBoost	92	02/12→						
1.5 EcoBoost	110	09/14→						
1.5 EcoBoost	134	09/14→						
1.5 TDCi	70	09/14→						
1.5 TDCi	88	09/14→						
1.5 TDCi ECONetic	77	09/14→						
2.0 TDCi	110	11/14→						
<b>FORD - FOCUS III Kasten/Schrägheck 01/11→</b>								
<b> Radbremszylinder</b>								
1.0 EcoBoost	74	02/12→	➔			24.3220-1750.3	020595	Ø 20,64 ALU
1.0 EcoBoost	92	02/12→						
1.5 EcoBoost	110	09/14→						
1.5 EcoBoost	134	09/14→						
↓								

	kw			 	! #		
<b>FORD - FOCUS III Kasten/Schrägheck 01/11→</b>							
 <b>Radbremsszylinder</b>							
1.5 TDCi	70	09/14→	→			24.3220-1750.3 020595	Ø 20,64 ALU
1.5 TDCi	88	09/14→					
1.5 TDCi ECOnetic	77	09/14→					
1.6 EcoBoost	110	11/11→06/14					
1.6 EcoBoost	134	11/11→06/14					
1.6 TDCi	85	02/12→					
2.0 TDCi	110	11/14→					
1.6 Ti	77	01/11→	→	03/11→		24.3220-1750.3 020595	Ø 20,64 ALU
2.0 TDCi	85	01/11→06/14					
2.0 TDCi	103	01/11→06/14					
<b>Zubehörsatz, Bremsbacken</b>							
1.0 EcoBoost	74	02/12→	→			03.0137-9313.2 669313	
1.0 EcoBoost	92	02/12→					
1.5 EcoBoost	110	09/14→					
1.5 EcoBoost	134	09/14→					
1.5 TDCi	70	09/14→					
1.5 TDCi	88	09/14→					
1.5 TDCi ECOnetic	77	09/14→					
1.6 EcoBoost	110	11/11→06/14					
1.6 EcoBoost	134	11/11→06/14					
1.6 TDCi	85	02/12→					
2.0 TDCi	110	11/14→					
1.6 Ti	77	01/11→	→	03/11→		03.0137-9313.2 669313	
2.0 TDCi	85	01/11→06/14					
2.0 TDCi	103	01/11→06/14					
 <b>Bremsbackensatz</b>							
1.0 EcoBoost	74	02/12→	→			03.0137-0512.2 650512	Ø 228 x 42 + HEB
1.0 EcoBoost	92	02/12→					
1.5 EcoBoost	110	09/14→					
1.5 EcoBoost	134	09/14→					
1.5 TDCi	70	09/14→					
1.5 TDCi	88	09/14→					
1.5 TDCi ECOnetic	77	09/14→					
1.6 EcoBoost	110	11/11→06/14					
1.6 EcoBoost	134	11/11→06/14					
1.6 TDCi	85	02/12→					
2.0 TDCi	110	11/14→					
1.6 Ti	77	01/11→	→	03/11→		03.0137-0512.2 650512	Ø 228 x 42 + HEB
2.0 TDCi	85	01/11→06/14					
2.0 TDCi	103	01/11→06/14					
<b>FORD - FOCUS III Stufenheck 07/10→</b>							
 <b>Radbremsszylinder</b>							
1.0 EcoBoost	74	02/12→	→			24.3220-1750.3 020595	Ø 20,64 ALU
1.0 EcoBoost	92	02/12→					
1.5 EcoBoost	110	11/14→					
1.5 EcoBoost	134	11/14→					
1.5 TDCi	70	11/14→					
1.5 TDCi	88	11/14→					
1.5 TDCi ECOnetic	77	11/14→					
1.6 Flexifuel	110	07/13→					
1.6 TDCi	77	05/12→					
1.6 Ti	63	08/11→					
2.0	110	10/13→					
2.0 GDi	125	08/11→					
2.0 TDCi	110	11/14→					
1.6 EcoBoost	110	07/10→	→	03/11→		24.3220-1750.3 020595	Ø 20,64 ALU
1.6 EcoBoost	134	07/10→					
1.6 Flexifuel	88	07/10→					
1.6 TDCi	70	07/10→					
1.6 TDCi	85	07/10→					
1.6 Ti	77	07/10→					
1.6 Ti	92	07/10→					
2.0 TDCi	85	07/10→					
2.0 TDCi	100	07/10→					
2.0 TDCi	103	07/10→					
2.0 TDCi	120	07/10→					
<b>Zubehörsatz, Bremsbacken</b>							
1.0 EcoBoost	74	02/12→	→			03.0137-9313.2 669313	
1.0 EcoBoost	92	02/12→					
1.5 EcoBoost	110	11/14→					
1.5 EcoBoost	134	11/14→					
1.5 TDCi	70	11/14→					
1.5 TDCi	88	11/14→					
1.5 TDCi ECOnetic	77	11/14→					
1.6 Flexifuel	110	07/13→					
1.6 TDCi	77	05/12→					
1.6 Ti	63	08/11→					













	kW			 	! #			
<b>FORD - FOCUS III Stufenheck 07/10→</b>								
<b>Zubehörsatz, Bremsbacken</b>								
2.0	110	10/13→	➔			03.0137-9313.2	669313	
2.0 GDi	125	08/11→						
2.0 TDCi	110	11/14→						
1.6 EcoBoost	110	07/10→	➔	03/11→		03.0137-9313.2	669313	
1.6 EcoBoost	134	07/10→						
1.6 Flexifuel	88	07/10→						
1.6 TDCi	70	07/10→						
1.6 TDCi	85	07/10→						
1.6 Ti	77	07/10→						
1.6 Ti	92	07/10→						
2.0 TDCi	85	07/10→						
2.0 TDCi	100	07/10→						
2.0 TDCi	103	07/10→						
2.0 TDCi	120	07/10→						
<b> Bremsbackensatz</b>								
1.0 EcoBoost	74	02/12→	➔			03.0137-0512.2	650512	Ø 228 x 42 + HEB
1.0 EcoBoost	92	02/12→						
1.5 EcoBoost	110	11/14→						
1.5 EcoBoost	134	11/14→						
1.5 TDCi	70	11/14→						
1.5 TDCi	88	11/14→						
1.5 TDCi ECONetic	77	11/14→						
1.6 Flexifuel	110	07/13→						
1.6 TDCi	77	05/12→						
1.6 Ti	63	08/11→						
2.0	110	10/13→						
2.0 GDi	125	08/11→						
2.0 TDCi	110	11/14→						
1.6 EcoBoost	110	07/10→	➔	03/11→		03.0137-0512.2	650512	Ø 228 x 42 + HEB
1.6 EcoBoost	134	07/10→						
1.6 Flexifuel	88	07/10→						
1.6 TDCi	70	07/10→						
1.6 TDCi	85	07/10→						
1.6 Ti	77	07/10→						
1.6 Ti	92	07/10→						
2.0 TDCi	85	07/10→						
2.0 TDCi	100	07/10→						
2.0 TDCi	103	07/10→						
2.0 TDCi	120	07/10→						
<b>FORD - FOCUS III Turnier 07/10→</b>								
<b> Radbremszylinder</b>								
1.0 EcoBoost	74	02/12→	➔			24.3220-1750.3	020595	Ø 20,64 ALU
1.0 EcoBoost	92	02/12→						
1.5 EcoBoost	110	09/14→						
1.5 EcoBoost	134	09/14→						
1.5 TDCi	70	09/14→						
1.5 TDCi	88	09/14→						
1.5 TDCi ECONetic	77	09/14→						
1.6 Flexifuel	110	07/13→						
1.6 LPG	86	02/12→						
1.6 LPG	88	02/12→						
1.6 TDCi ECONetic	77	05/12→						
1.6 Ti	63	08/11→						
1.6 Ti	88	02/12→						
2.0	110	10/13→						
2.0 TDCi	110	11/14→						
2.0 TDCi ST	136	11/14→						
1.6 EcoBoost	110	07/10→	➔	03/11→		24.3220-1750.3	020595	Ø 20,64 ALU
1.6 EcoBoost	134	07/10→						
1.6 Flexifuel	88	07/10→						
1.6 TDCi	70	07/10→						
1.6 TDCi	85	07/10→						
1.6 Ti	77	07/10→						
1.6 Ti	92	07/10→						
2.0 TDCi	85	07/10→						
2.0 TDCi	100	07/10→						
2.0 TDCi	103	07/10→						
2.0 TDCi	120	07/10→						
2.0 Ti-GDi	125	07/10→	➔	08/11→		24.3220-1750.3	020595	Ø 20,64 ALU
<b>Zubehörsatz, Bremsbacken</b>								
1.0 EcoBoost	74	02/12→	➔			03.0137-9313.2	669313	
1.0 EcoBoost	92	02/12→						
1.5 EcoBoost	110	09/14→						
1.5 EcoBoost	134	09/14→						
1.5 TDCi	70	09/14→						
1.5 TDCi	88	09/14→						
1.5 TDCi ECONetic	77	09/14→						
1.6 Flexifuel	110	07/13→						


























	kW			 	! #			
<b>FORD - FOCUS III Turnier 07/10→</b>								
<b>Zubehörsatz, Bremsbacken</b>								
1.6 LPG	86	02/12→	➔			03.0137-9313.2	669313	
1.6 LPG	88	02/12→						
1.6 TDCi ECOnetic	77	05/12→						
1.6 Ti	63	08/11→						
1.6 Ti	88	02/12→						
2.0	110	10/13→						
2.0 TDCi	110	11/14→						
2.0 TDCi ST	136	11/14→						
1.6 EcoBoost	110	07/10→	➔	03/11→		03.0137-9313.2	669313	
1.6 EcoBoost	134	07/10→						
1.6 Flexifuel	88	07/10→						
1.6 TDCi	70	07/10→						
1.6 TDCi	85	07/10→						
1.6 Ti	77	07/10→						
1.6 Ti	92	07/10→						
2.0 TDCi	85	07/10→						
2.0 TDCi	100	07/10→						
2.0 TDCi	103	07/10→						
2.0 TDCi	120	07/10→						
2.0 Ti-GDi	125	07/10→	➔	08/11→		03.0137-9313.2	669313	
<b> Bremsbackensatz</b>								
1.0 EcoBoost	74	02/12→	➔			03.0137-0512.2	650512	Ø 228 x 42 + HEB
1.0 EcoBoost	92	02/12→						
1.5 EcoBoost	110	09/14→						
1.5 EcoBoost	134	09/14→						
1.5 TDCi	70	09/14→						
1.5 TDCi	88	09/14→						
1.5 TDCi ECOnetic	77	09/14→						
1.6 Flexifuel	110	07/13→						
1.6 LPG	86	02/12→						
1.6 LPG	88	02/12→						
1.6 TDCi ECOnetic	77	05/12→						
1.6 Ti	63	08/11→						
1.6 Ti	88	02/12→						
2.0	110	10/13→						
2.0 TDCi	110	11/14→						
2.0 TDCi ST	136	11/14→						
1.6 EcoBoost	110	07/10→	➔	03/11→		03.0137-0512.2	650512	Ø 228 x 42 + HEB
1.6 EcoBoost	134	07/10→						
1.6 Flexifuel	88	07/10→						
1.6 TDCi	70	07/10→						
1.6 TDCi	85	07/10→						
1.6 Ti	77	07/10→						
1.6 Ti	92	07/10→						
2.0 TDCi	85	07/10→						
2.0 TDCi	100	07/10→						
2.0 TDCi	103	07/10→						
2.0 TDCi	120	07/10→						
2.0 Ti-GDi	125	07/10→	➔	08/11→		03.0137-0512.2	650512	Ø 228 x 42 + HEB
<b>FORD - FOCUS C-MAX 10/03→03/07</b>								
<b> Seilzug, Feststellbremse</b>								
1.6	74	10/03→03/07	←	⬆; - eFSB; Scheibenbremse	1	24.3727-0678.2	580678	L= 341
1.6 TDCi	66	02/05→03/07	➔	⬇; - eFSB; Scheibenbremse	1	24.3727-0659.2	580659	L= 1.816 L2= 1.860
1.6 TDCi	80	10/03→03/07						
1.6 Ti	85	08/04→03/07						
1.8	88	10/03→03/07						
1.8	90	09/05→03/07						
1.8	92	04/04→03/07						
1.8 Flexifuel	92	01/06→03/07						
1.8 TDCi	85	01/05→03/07						
2.0 TDCi	98	10/03→03/07						
2.0 TDCi	100	10/03→03/07						
2.0	107	03/04→03/07	←	⬆; 04/04→; - eFSB; Scheibenbremse	1	24.3727-0678.2	580678	L= 341
			➔	⬇; 04/04→; - eFSB; Scheibenbremse	1	24.3727-0659.2	580659	L= 1.816 L2= 1.860
<b>FORD - FOCUS Kombi (DNW) 02/99→12/07</b>								
<b> Radbremszylinder</b>								
1.4 16V	55	02/99→11/04	➔	→ 09/04		24.3222-1117.3	020272	Ø 22,2 GG
1.6 16V	74	02/99→11/04						
1.6 16V Flexifuel	75	01/02→11/04						
1.8 16V	85	02/99→11/04						
1.8 BiFuel	82	02/03→01/05	➔			24.3222-1117.3	020272	Ø 22,2 GG
1.8 DI / TDDi	55	08/99→11/04	➔	→ 09/04		24.3220-1112.3	020223	Ø 20,64 GG
1.8 Turbo DI / TDDi	66	02/99→11/04						
















	kw					! #			
<b>FORD - FOCUS Kombi (DNW) 02/99→12/07</b>									
<b>Zubehörsatz, Bremsbacken</b>									
1.4 16V	55	02/99→11/04	➔	→ 09/04			03.0137-9235.2	669235	
1.6 16V	74	02/99→11/04							
1.6 16V Flexifuel	75	01/02→11/04							
1.8 16V	85	02/99→11/04							
1.8 DI / TDDi	55	08/99→11/04							
1.8 Turbo DI / TDDi	66	02/99→11/04							
1.8 BiFuel	82	02/03→01/05	➔				03.0137-9235.2	669235	
<b> Bremstrommel</b>									
1.4 16V	55	02/99→11/04	➔	→ 09/04			24.0220-3020.2	480131	Ø 203,0 x 44,5 / 204,3 - RLG / - ABS Ring / mit Radbe- festigungsbolzen
1.6 16V	74	02/99→11/04							
1.6 16V Flexifuel	75	01/02→11/04							
1.8 16V	85	02/99→11/04					24.0220-3720.2	480210	Ø 203,0 x 44,5 / 204,3 + RLG / - ABS Ring / mit Radbe- festigungsbolzen
1.8 DI / TDDi	55	08/99→11/04							
1.8 Turbo DI / TDDi	66	02/99→11/04							
1.8 BiFuel	82	02/03→01/05	➔				24.0220-3020.2	480131	Ø 203,0 x 44,5 / 204,3 - RLG / - ABS Ring / mit Radbe- festigungsbolzen
							24.0220-3720.2	480210	Ø 203,0 x 44,5 / 204,3 + RLG / - ABS Ring / mit Radbe- festigungsbolzen
<b> Bremsbackensatz</b>									
1.4 16V	55	02/99→11/04	➔	→ 09/04			03.0137-0356.2	650356	Ø 203 x 38 + HEB
1.6 16V	74	02/99→11/04					03.0520-6222.3	696222	Ø 203 x 38 Ø 22,2 + RZ / + Zub TopKit
1.6 16V Flexifuel	75	01/02→11/04							
1.8 16V	85	02/99→11/04							
1.8 BiFuel	82	02/03→01/05	➔				03.0137-0356.2	650356	Ø 203 x 38 + HEB
							03.0520-6222.3	696222	Ø 203 x 38 Ø 22,2 + RZ / + Zub TopKit
1.8 DI / TDDi	55	08/99→11/04	➔	→ 09/04			03.0137-0356.2	650356	Ø 203 x 38 + HEB
1.8 Turbo DI / TDDi	66	02/99→11/04					03.0520-6620.3	696620	TRW Ø 203 x 38 Ø 20,64 + RZ / + Zub TopKit
<b> Seilzug, Feststellbremse</b>									
1.4 16V	55	02/99→11/04	←	☒; → 08/01; Scheiben/Trommel	1	24.3727-0650.2	580650	L= 326	
1.6 16V	74	02/99→11/04	←	☒; → 09/01→ 09/04; Scheiben/Trommel	1	24.3727-0654.2	580654	L= 330	
1.8 16V	85	02/99→11/04	←	☒; → 08/01; Trommelbremse	1	24.3727-0649.2	580649	L= 1.483 L2= 1.483	
1.8 DI / TDDi	55	08/99→11/04	➔	☒; → 09/01→ 09/04; Trommelbremse	1	24.3727-0651.2	580651	L= 1.483 L2= 1.483	
1.8 TDCi	85	03/01→11/04	➔	☒; → 09/01→ 09/04; Scheibenbremse	1	24.3727-0655.2	580655	L= 1.770 L2= 1.770	
1.8 Turbo DI / TDDi	66	02/99→11/04	➔	☒; → 08/01; Scheibenbremse	1	24.3727-0656.2	580656	L= 1.770 L2= 1.770	
2.0 16V	96	02/99→11/04	➔	☒; → 09/01→ 09/04; Scheiben/Trommel	2	24.3727-0663.2	580663	L= 175	
			➔	☒; → 08/01; Scheiben/Trommel	2	24.3727-0663.2	580663	L= 175	
1.6 16V Flexifuel	75	01/02→11/04	←	☒; → 09/04; Scheiben/Trommel	1	24.3727-0654.2	580654	L= 330	
1.8 TDCi	74	08/02→11/04	➔	☒; → 09/04; Trommelbremse	1	24.3727-0651.2	580651	L= 1.483 L2= 1.483	
ST170	127	08/02→11/04	➔	☒; → 09/04; Scheibenbremse	1	24.3727-0655.2	580655	L= 1.770 L2= 1.770	
			➔	☒; → 09/04; Scheiben/Trommel	2	24.3727-0663.2	580663	L= 175	
1.8 BiFuel	82	02/03→01/05	←	☒; Scheiben/Trommel	1	24.3727-0654.2	580654	L= 330	
			➔	☒; Trommelbremse	1	24.3727-0651.2	580651	L= 1.483 L2= 1.483	
			➔	☒; Scheibenbremse	1	24.3727-0655.2	580655	L= 1.770 L2= 1.770	
			➔	☒; Scheiben/Trommel	2	24.3727-0663.2	580663	L= 175	
<b>FORD - FOCUS Stufenheck (DFW) 02/99→12/07</b>									
<b> Radbremszylinder</b>									
1.4 16V	55	02/99→11/04	➔	→ 09/04			24.3220-1112.3	020223	Ø 20,64 GG
1.6 16V	74	02/99→11/04							
1.8 16V	85	02/99→11/04							
1.8 Turbo DI / TDDi	55	08/01→03/05	➔	→ 09/04; nur paarweise austauschen			24.3219-1107.3	020338	TRW Ø 19,05 GG
1.8 Turbo DI / TDDi	66	02/99→11/04							
<b>Zubehörsatz, Bremsbacken</b>									
1.4 16V	55	02/99→11/04	➔	→ 09/04			03.0137-9235.2	669235	
1.6 16V	74	02/99→11/04							
1.8 16V	85	02/99→11/04							
1.8 Turbo DI / TDDi	55	08/01→03/05							
1.8 Turbo DI / TDDi	66	02/99→11/04							


































	kw				! #			
<b>FORD - FOCUS Stufenheck (DFW) 02/99→12/07</b>								
 <b>Bremstrommel</b>								
1.4 16V 1.6 16V 1.8 16V 1.8 Turbo DI / TDDi 1.8 Turbo DI / TDDi	55 74 85 55 66	02/99→11/04 02/99→11/04 02/99→11/04 08/01→03/05 02/99→11/04	➔	→ 09/04		24.0220-3020.2 480131 24.0220-3720.2 480210	Ø 203,0 x 44,5 / 204,3 - RLG / - ABS Ring / mit Radbe- festigungsbolzen Ø 203,0 x 44,5 / 204,3 + RLG / - ABS Ring / mit Radbe- festigungsbolzen	
 <b>Bremsbackensatz</b>								
1.4 16V 1.6 16V 1.8 16V 1.8 Turbo DI / TDDi 1.8 Turbo DI / TDDi	55 74 85 55 66	02/99→11/04 02/99→11/04 02/99→11/04 08/01→03/05 02/99→11/04	➔	→ 09/04		03.0137-0356.2 650356 03.0520-6620.3 696620 03.0137-0356.2 650356 03.0520-5919.3 695919	Ø 203 x 38 + HEB TRW Ø 203 x 38 Ø 20,64 + RZ / + Zub TopKit Ø 203 x 38 + HEB Ø 203 x 38 Ø 19,05 + RZ / + Zub TopKit	
 <b>Seilzug, Feststellbremse</b>								
1.4 16V 1.6 16V 1.8 16V 1.8 TDCi 1.8 Turbo DI / TDDi 1.8 Turbo DI / TDDi 2.0 16V	55 74 85 85 55 66 96	02/99→11/04 02/99→11/04 02/99→11/04 03/01→11/04 08/01→03/05 02/99→11/04 02/99→11/04	⬅ ⬅ ⬅ ➔ ➔ ➔ ➔	⬆ ⬆ ⬆ ⬆ ⬆ ⬆ ⬆	→ 08/01; Scheiben/Trommel → 09/01→ 09/04; Scheiben/Trommel → 08/01; Trommelbremse 09/01→ 09/04; Trommelbremse 09/01→ 09/04; Scheibenbremse → 08/01; Scheibenbremse 09/01→ 09/04; Scheiben/Trommel → 08/01; Scheiben/Trommel	1 1 1 1 1 1 2 2	24.3727-0650.2 580650 24.3727-0654.2 580654 24.3727-0649.2 580649 24.3727-0651.2 580651 24.3727-0655.2 580655 24.3727-0656.2 580656 24.3727-0663.2 580663 24.3727-0663.2 580663	L= 326 L= 330 L= 1.483 L2= 1.483 L= 1.483 L2= 1.483 L= 1.770 L2= 1.770 L= 1.770 L2= 1.770 L= 175 L= 175
1.8 TDCi	74	08/02→11/04	⬅ ➔ ➔ ➔	⬆ ⬆ ⬆ ⬆	→ 09/04; Scheiben/Trommel → 09/04; Trommelbremse → 09/04; Scheibenbremse → 09/04; Scheiben/Trommel	1 1 1 2	24.3727-0654.2 580654 24.3727-0651.2 580651 24.3727-0655.2 580655 24.3727-0663.2 580663	L= 330 L= 1.483 L2= 1.483 L= 1.770 L2= 1.770 L= 175
<b>FORD - FUSION (JU_) 08/02→12/12</b>								
 <b>Radbremszylinder</b>								
1.25 1.4 1.4 LPG 1.4 TDCi 1.6 TDCi 1.6	55 59 59 50 66 74	08/04→12/12 08/02→12/12 01/10→12/12 08/02→12/12 11/04→12/12 08/02→11/08	➔	→ 09/12		24.3219-1735.3 020464 24.3219-1735.3 020464	Ø 19,05 ALU Ø 19,05 ALU	
<b>Zubehörsatz, Bremsbacken</b>								
1.25 1.4 1.4 LPG 1.4 TDCi 1.6 TDCi 1.6	55 59 59 50 66 74	08/04→12/12 08/02→12/12 01/10→12/12 08/02→12/12 11/04→12/12 08/02→11/08	➔	→ 09/12		03.0137-9259.2 669259 03.0137-9259.2 669259		
 <b>Bremstrommel</b>								
1.25 1.4 1.4 LPG 1.4 TDCi 1.6 TDCi 1.6	55 59 59 50 66 74	08/04→12/12 08/02→12/12 01/10→12/12 08/02→12/12 11/04→12/12 08/02→11/08	➔	→ 09/12		24.0220-3026.2 480175 24.0220-3726.2 480216 24.0220-3026.2 480175 24.0220-3726.2 480216	Ø 203,0 x 44,5 / 204,3 - RLG / - ABS Ring Ø 203,0 x 44,5 / 204,3 + RLG / - ABS Ring Ø 203,0 x 44,5 / 204,3 - RLG / - ABS Ring Ø 203,0 x 44,5 / 204,3 + RLG / - ABS Ring	
 <b>Bremsbackensatz</b>								
1.25 1.4 1.4 LPG 1.4 TDCi 1.6 TDCi 1.6	55 59 59 50 66 74	08/04→12/12 08/02→12/12 01/10→12/12 08/02→12/12 11/04→12/12 08/02→11/08	➔	→ 09/12		03.0137-0394.2 650394 03.0520-6319.3 696319 03.0137-0394.2 650394 03.0520-6319.3 696319	Ø 203 x 38 + HEB AP Ø 203 x 38 Ø 19,05 + RZ / + Zub TopKit Ø 203 x 38 + HEB AP Ø 203 x 38 Ø 19,05 + RZ / + Zub TopKit	

	kw			 	! #		
<b>FORD - FUSION (JU_) 08/02→12/12</b>							
 <b>Seilzug, Feststellbremse</b>							
1.25	55	08/04→12/12	←	↑; → 09/12; Trommelbremse	1	24.3727-0658.2 580658	L= 306
1.4	59	08/02→12/12	→	↓; → 09/12; Trommelbremse	1	24.3727-0653.2 580653	L= 1.305 L2= 1.445
1.4 LPG	59	01/10→12/12					
1.4 TDCi	50	08/02→12/12					
1.6 TDCi	66	11/04→12/12					
1.6	74	08/02→11/08	←	↑; Trommelbremse	1	24.3727-0658.2 580658	L= 306
			→	↓; Trommelbremse	1	24.3727-0653.2 580653	L= 1.305 L2= 1.445
<b>FORD - GALAXY (WA6) 05/06→06/15</b>							
 <b>Seilzug, Feststellbremse</b>							
1.6 EcoBoost	118	11/10→06/15	→	□; 02/11→; - eFSB; Scheibenbremse		24.3727-0676.2 580676	L= 2.078
			→	□; 02/11→; - eFSB; Scheibenbremse		24.3727-0677.2 580677	L= 2.071
1.6 TDCi	85	02/11→06/15	→	□; - eFSB; Scheibenbremse		24.3727-0676.2 580676	L= 2.078
2.0 EcoBoost	146	07/10→06/15	→	□; - eFSB; Scheibenbremse		24.3727-0677.2 580677	L= 2.071
2.0 EcoBoost	149	03/10→06/15					
2.0 TDCi	85	11/07→06/15					
2.0 TDCi	120	03/10→06/15					
2.2 TDCi	147	11/10→06/15					
2.3	118	09/07→06/15					
1.8 TDCi	74	05/06→06/15	→	□; 02/07→; - eFSB; Scheibenbremse		24.3727-0676.2 580676	L= 2.078
1.8 TDCi	92	05/06→06/15	→	□; 02/07→; - eFSB; Scheibenbremse		24.3727-0677.2 580677	L= 2.071
2.0	107	05/06→06/15					
2.0 Flexifuel	107	05/06→06/15					
2.0 TDCi	96	05/06→06/15					
2.0 TDCi	100	05/06→06/15					
2.0 TDCi	103	05/06→06/15					
2.2 TDCi	129	03/08→12/12	→	□; 04/08→; - eFSB; Scheibenbremse		24.3727-0676.2 580676	L= 2.078
			→	□; 04/08→; - eFSB; Scheibenbremse		24.3727-0677.2 580677	L= 2.071
<b>FORD - GALAXY (WGR) 03/95→05/06</b>							
 <b>Seilzug, Feststellbremse</b>							
1.9 TDI	66	03/95→05/06	→	↓; 01/96→ 04/06; Scheibenbremse	2	24.3727-0163.2 580163	L= 1.293
1.9 TDI	81	08/97→04/00	→	↓; 10/97→ 03/00; Scheibenbremse	2	24.3727-0163.2 580163	L= 1.293
1.9 TDI	85	04/00→05/06	→	↓; → 04/06; Scheibenbremse	2	24.3727-0163.2 580163	L= 1.293
1.9 TDI	96	02/03→05/06					
1.9 TDI	110	05/05→05/06					
2.0 i	85	11/95→05/06					
2.3 16V	103	09/01→05/06					
2.3 16V	107	01/97→05/06					
2.8 V6	150	04/00→05/06					
2.3 4x4	107	09/96→04/00	→	↓; 01/97→; Scheibenbremse	2	24.3727-0163.2 580163	L= 1.293
2.8 i V6	128	11/95→04/00	→	↓; → 03/00; Scheibenbremse	2	24.3727-0163.2 580163	L= 1.293
2.8 i V6 4x4	128	04/96→04/00					
<b>FORD - GRAND C-MAX (DXA/CB7, DXA/CEU) 12/10→</b>							
 <b>Seilzug, Feststellbremse</b>							
1.0 EcoBoost	74	10/12→	←	↑; - Mittelkonsole	1	24.3727-0678.2 580678	L= 341
1.0 EcoBoost	92	10/12→					
1.5 EcoBoost	110	03/15→					
1.5 EcoBoost	134	03/15→					
1.5 TDCi	70	03/15→					
1.5 TDCi	88	03/15→					
1.6 EcoBoost	110	12/10→					
1.6 EcoBoost	134	12/10→					
1.6 TDCi	70	12/10→					
1.6 TDCi	85	12/10→					
1.6 Ti	77	12/10→					
1.6 Ti	92	12/10→					
2.0 TDCi	85	02/11→					
2.0 TDCi	100	02/11→					
2.0 TDCi	103	02/11→					
2.0 TDCi	110	03/15→					
2.0 TDCi	120	12/10→					
2.0 TDCi	125	03/15→					
<b>FORD - GRAND C-MAX Van 12/10→</b>							
 <b>Seilzug, Feststellbremse</b>							
1.0 EcoBoost	74	10/12→	←	↑; - Mittelkonsole	1	24.3727-0678.2 580678	L= 341
1.0 EcoBoost	92	10/12→					
1.5 EcoBoost	110	03/15→					
1.5 TDCi	88	03/15→					
1.6 EcoBoost	110	12/10→					
1.6 TDCi	70	12/10→					
↓							













	kw			 	! #		
<b>FORD - GRAND C-MAX Van 12/10→</b>							
 <b>Seilzug, Feststellbremse</b>							
1.6 TDCi	85	12/10→	←	↑; - Mittelkonsole	1	24.3727-0678.2 580678	L= 341
2.0 TDCi	103	12/10→					
2.0 TDCi	110	03/15→					
2.0 TDCi	120	12/10→					
2.0 TDCi	125	03/15→					
2.0 TDCi	85	02/11→					
<b>FORD - KA (RB_) 09/96→11/08</b>							
 <b>Radbremszylinder</b>							
1.0 i	38	07/97→09/99	→			24.3219-1107.3 020338	TRW Ø 19,05 GG
1.0 i	48	09/99→11/08	→	→ 01/00		24.3219-1107.3 020338	TRW Ø 19,05 GG
1.3 i	36	06/98→11/08	→	02/00→		24.3219-1735.3 020464	Ø 19,05 ALU
1.3 i	37	09/96→10/02	→	11/96→ 01/00		24.3219-1107.3 020338	TRW Ø 19,05 GG
1.3 i	44	09/96→11/08	→	02/00→		24.3219-1735.3 020464	Ø 19,05 ALU
1.3 i	51	08/02→11/08	→			24.3219-1735.3 020464	Ø 19,05 ALU
1.6	68	10/06→12/07	→				
1.6	70	09/00→11/08	→				
1.6 i	71	11/05→09/08	→				
1.6 i	70	07/03→11/08	→	08/03→		24.3219-1735.3 020464	Ø 19,05 ALU
<b>Zubehörsatz, Bremsbacken</b>							
1.0 i	38	07/97→09/99	→			03.0137-9217.2 669217	TRW
1.0 i	48	09/99→11/08	→	02/00→		03.0137-9179.2 669179	AP
1.3 i	36	06/98→11/08	→	→ 01/00		03.0137-9217.2 669217	TRW
1.3 i	37	09/96→10/02	→	02/00→		03.0137-9179.2 669179	AP
1.3 i	44	09/96→11/08	→	11/96→ 01/00		03.0137-9217.2 669217	TRW
1.3 i	51	08/02→11/08	→			03.0137-9179.2 669179	AP
1.6	68	10/06→12/07	→			03.0137-9259.2 669259	
1.6	70	09/00→11/08	→				
1.6 i	71	11/05→09/08	→				
1.6 i	70	07/03→11/08	→	08/03→		03.0137-9259.2 669259	
 <b>Bremstrommel</b>							
1.0 i	38	07/97→09/99	→			24.0218-0024.2 480079	Ø 180,0 x 44 / 181,3 - RLG / - ABS Ring / mit Radbe- festigungsbolzen
1.0 i	48	09/99→11/08	→				
1.3 i	36	06/98→11/08	→			24.0218-0724.2 480206	Ø 180,0 x 44 / 181,3 + RLG / - ABS Ring / mit Radbe- festigungsbolzen
1.3 i	51	08/02→11/08	→				
1.3 i	37	09/96→10/02	→	11/96→		24.0218-0024.2 480079	Ø 180,0 x 44 / 181,3 - RLG / - ABS Ring / mit Radbe- festigungsbolzen
1.3 i	44	09/96→11/08	→			24.0218-0724.2 480206	Ø 180,0 x 44 / 181,3 + RLG / - ABS Ring / mit Radbe- festigungsbolzen
1.6	68	10/06→12/07	→			24.0220-3009.2 480080	Ø 203,0 x 48,5 / 204,3 - RLG / - ABS Ring / mit Radbe- festigungsbolzen
1.6	70	09/00→11/08	→				
1.6 i	71	11/05→09/08	→				
1.6 i	70	07/03→11/08	→	08/03→		24.0220-3009.2 480080	Ø 203,0 x 48,5 / 204,3 - RLG / - ABS Ring / mit Radbe- festigungsbolzen
 <b>Bremsbackensatz</b>							
1.0 i	38	07/97→09/99	→			03.0137-0337.2 650337	TRW Ø 180 x 32 + HEB
1.0 i	48	09/99→11/08	→	→ 01/00		03.0520-5519.3 695519	TRW Ø 180 x 32 Ø 19,05 + RZ / + Zub TopKit
1.0 i	36	06/98→11/08	→	02/00→		03.0137-0337.2 650337	TRW Ø 180 x 32 + HEB
1.3 i	36	06/98→11/08	→	02/00→		03.0520-5519.3 695519	TRW Ø 180 x 32 Ø 19,05 + RZ / + Zub TopKit
1.3 i	37	09/96→10/02	→	11/96→ 01/00		03.0137-0412.2 650412	AP Ø 180 x 32 + HEB
1.3 i	44	09/96→11/08	→	02/00→		03.0520-6219.3 696219	AP Ø 180 x 32 Ø 19,05 + RZ / + Zub TopKit
1.3 i	37	09/96→10/02	→	11/96→ 01/00		03.0137-0337.2 650337	TRW Ø 180 x 32 + HEB
1.3 i	44	09/96→11/08	→	02/00→		03.0520-5519.3 695519	TRW Ø 180 x 32 Ø 19,05 + RZ / + Zub TopKit
1.3 i	44	09/96→11/08	→	02/00→		03.0137-0412.2 650412	AP Ø 180 x 32 + HEB
1.3 i	44	09/96→11/08	→	02/00→		03.0520-6219.3 696219	AP Ø 180 x 32 Ø 19,05 + RZ / + Zub TopKit














	kw			 	! #		
<b>FORD - KA (RB_) 09/96→11/08</b>							
 <b>Bremsbackensatz</b>							
1.3 i	51	08/02→11/08	➔			03.0137-0412.2 650412 03.0520-6219.3 696219	AP Ø 180 x 32 + HEB AP Ø 180 x 32 Ø 19,05 + RZ / + Zub TopKit
1.6 1.6 1.6 i	68 70 71	10/06→12/07 09/00→11/08 11/05→09/08	➔			03.0137-0394.2 650394 03.0520-6319.3 696319	Ø 203 x 38 + HEB AP Ø 203 x 38 Ø 19,05 + RZ / + Zub TopKit
1.6 i	70	07/03→11/08	➔	08/03→		03.0137-0394.2 650394 03.0520-6319.3 696319	Ø 203 x 38 + HEB AP Ø 203 x 38 Ø 19,05 + RZ / + Zub TopKit
 <b>Seilzug, Feststellbremse</b>							
1.0 i	38	07/97→09/99	←	☒; Trommelbremse	1	24.3727-1800.2 581800	L= 312
			➔	☒; Trommelbremse	1	24.3727-0660.2 580660	L= 1.575 L2= 1.627
1.0 i 1.3 i 1.3 i	48 36 51	09/99→11/08 06/98→11/08 08/02→11/08	←	☒; → 11/06; Trommelbremse	1	24.3727-1800.2 581800	L= 312
			➔	☒; → 11/06; Trommelbremse	1	24.3727-0660.2 580660	L= 1.575 L2= 1.627
			➔	☒; 12/06→	1	24.3727-0666.2 580666	L= 1.575 L2= 1.627
1.3 i	37	09/96→10/02	←	☒; 11/96→; Trommelbremse	1	24.3727-1800.2 581800	L= 312
			➔	☒; 11/96→; Trommelbremse	1	24.3727-0660.2 580660	L= 1.575 L2= 1.627
1.3 i	44	09/96→11/08	←	☒; 11/96→ 11/06; Trommelbremse	1	24.3727-1800.2 581800	L= 312
			➔	☒; 11/96→ 11/06; Trommelbremse	1	24.3727-0660.2 580660	L= 1.575 L2= 1.627
			➔	☒; 12/06→	1	24.3727-0666.2 580666	L= 1.575 L2= 1.627
1.6 1.6 1.6 i	68 70 71	10/06→12/07 09/00→11/08 11/05→09/08	➔	☒	1	24.3727-0665.2 580665	L= 1.575 L2= 1.627
1.6 i	70	07/03→11/08	➔	☒; 08/03→	1	24.3727-0665.2 580665	L= 1.575 L2= 1.627
<b>FORD - KA (RU8) 10/08→</b>							
 <b>Radbremsszylinder</b>							
1.2 1.3 TDCi	51 55	10/08→ 10/08→	➔	→ 05/10		24.3220-1108.3 020219	BDX Ø 20,64 GG
			➔	06/10→		24.3220-1738.3 020545	Ø 20,64 ALU
<b>Zubehörsatz, Bremsbacken</b>							
1.2 1.3 TDCi	51 55	10/08→ 10/08→	➔	06/10→		03.0137-9247.2 669247	AP
			➔	→ 05/10		03.0137-9303.2 669303	BOS
 <b>Bremstrommel</b>							
1.2 1.3 TDCi	51 55	10/08→ 10/08→	➔			24.0218-0011.1 480006	Ø 180,0 x 40 / 181,4
 <b>Bremsbackensatz</b>							
1.2 1.3 TDCi	51 55	10/08→ 10/08→	➔	→ 05/10		03.0137-0462.2 650462 03.0520-8220.3 698220	BOS Ø 180 x 32 + HEB BOS Ø 180 x 32 Ø 20,64 + RZ / + Zub TopKit
			➔	06/10→		03.0137-0506.2 650506 03.0521-0520.3 690112	Ø 180 x 32 + HEB Ø 180 x 32 Ø 20,64 + RZ / + Zub TopKit
 <b>Seilzug, Feststellbremse</b>							
1.2 1.3 TDCi	51 55	10/08→ 10/08→	➔	☒; Trommelbremse		24.3727-0670.2 580670	L= 1.402
			➔	☒; Trommelbremse		24.3727-0671.2 580671	L= 1.450
<b>FORD - KA Van (RB) 05/02→05/05</b>							
 <b>Radbremsszylinder</b>							
1.3 i	44	05/02→05/05	➔			24.3219-1735.3 020464	Ø 19,05 ALU
<b>Zubehörsatz, Bremsbacken</b>							
1.3 i	44	05/02→05/05	➔			03.0137-9179.2 669179	AP
 <b>Bremstrommel</b>							
1.3 i	44	05/02→05/05	➔			24.0218-0024.2 480079	Ø 180,0 x 44 / 181,3 - RLG / - ABS Ring / mit Radbe- festigungsbolzen
↓							













	kw					! #		
<b>FORD - KA Van (RB) 05/02→05/05</b>								
 <b>Bremstrommel</b>								
1.3 i	44	05/02→05/05	➔			24.0218-0724.2	480206	Ø 180,0 x 44 / 181,3 + RLG / - ABS Ring / mit Radbefestigungsbolzen
 <b>Bremsbackensatz</b>								
1.3 i	44	05/02→05/05	➔			03.0137-0412.2 03.0520-6219.3	650412 696219	AP Ø 180 x 32 + HEB AP Ø 180 x 32 Ø 19,05 + RZ / + Zub TopKit
 <b>Seilzug, Feststellbremse</b>								
1.3 i	44	05/02→05/05	➔	⬆; Trommelbremse	1	24.3727-1800.2	581800	L= 312
			➔	⬇; Trommelbremse	1	24.3727-0660.2	580660	L= 1.575 L2= 1.627
<b>FORD - KA+ 08/14→</b>								
 <b>Bremsbackensatz</b>								
1.2 1.2	51 63	06/16→ 06/16→	➔			03.0137-0497.2	650497	Ø 200 x 32 + HEB
<b>FORD - KUGA I 03/08→</b>								
 <b>Seilzug, Feststellbremse</b>								
2.0 TDCi 2.0 TDCi 4x4	100 100	03/08→11/12 03/08→11/12	➔	⬆; 04/08→; Scheibenbremse	1	24.3727-0667.2	580667	L= 360
			➔	⬇; 04/08→; Scheibenbremse	1	24.3727-0672.2	580672	L= 1.848 L2= 1.933
2.0 TDCi 2.0 TDCi 4x4	103 103	03/10→11/12 03/10→11/12	➔	⬆; Scheibenbremse	1	24.3727-0667.2	580667	L= 360
2.0 TDCi 4x4 2.5	120 147	03/10→11/12 03/09→11/12	➔	⬇; Scheibenbremse	1	24.3727-0672.2	580672	L= 1.848 L2= 1.933
2.5 4x4	147	03/09→	➔	⬆; → 12/12; Scheibenbremse	1	24.3727-0667.2	580667	L= 360
			➔	⬇; → 12/12; Scheibenbremse	1	24.3727-0672.2	580672	L= 1.848 L2= 1.933
<b>FORD - MAVERICK 02/01→</b>								
<b>Zubehörsatz, Bremsbacken</b>								
2.0 16V 2.3 16V 3.0 V6 24V 3.0 V6 24V	91 110 145 149	02/01→ 03/04→ 02/01→ 03/04→	➔	→ 06/07		03.0137-9262.2	669262	
 <b>Bremsbackensatz</b>								
2.0 16V 2.3 16V 3.0 V6 24V 3.0 V6 24V	91 110 145 149	02/01→ 03/04→ 02/01→ 03/04→	➔	→ 06/07		03.0137-0416.2	650416	Ø 229 x 43 - HEB
 <b>Seilzug, Feststellbremse</b>								
2.0 16V 2.3 16V 3.0 V6 24V	91 110 145	02/01→ 03/04→ 02/01→	➔	⬆; → 06/07; + Ganzbodenkonsole; Scheiben/Trommel	1	24.3727-0673.2	580673	L= 819
			➔	⬆; → 06/07; - Ganzbodenkonsole; Scheiben/Trommel	1	24.3727-0674.2	580674	L= 988
3.0 V6 24V	149	03/04→	➔	⬆; → 04/06; Scheibenbremse	1	24.3727-0675.2	580675	L= 1.081
			➔	⬆; 05/06→ 06/07; Trommelbremse	1	24.3727-0675.2	580675	L= 1.081
<b>FORD - MAVERICK (UDS, UNS) 02/93→04/98</b>								
 <b>Radbremszylinder</b>								
2.4 i 2.4 i (UDS) 2.7 TD	87 85 92	09/96→04/98 09/96→04/98 09/96→04/98	➔	10/96→ 03/98; Türenanzahl: 2		24.3223-1709.3	020444	Ø 23,81 GG
2.4 i 2.7 TD	91 74	02/93→08/96 02/93→08/96	➔	Türenanzahl: 2		24.3222-1717.3	020443	Ø 22,2 GG
			➔	Türenanzahl: 4		24.3223-1709.3	020444	Ø 23,81 GG
<b>Zubehörsatz, Bremsbacken</b>								
2.4 i 2.4 i (UDS) 2.7 TD	87 85 92	09/96→04/98 09/96→04/98 09/96→04/98		10/96→ 03/98		03.0137-9169.2	669169	
2.4 i 2.7 TD	91 74	02/93→08/96 02/93→08/96				03.0137-9169.2	669169	
 <b>Bremstrommel</b>								
2.4 i 2.4 i (UDS) ↓	87 85	09/96→04/98 09/96→04/98	➔	10/96→ 03/98		24.0225-4014.1	480155	Ø 254,0 x 65 / 255,5














	kw			 	! #		
<b>FORD - MAVERICK (UDS, UNS) 02/93→04/98</b>							
 <b>Bremstrommel</b>							
2.7 TD	92	09/96→04/98	➔	10/96→03/98		24.0225-4014.1 480155	Ø 254,0 x 65 / 255,5
2.4 i	91	02/93→08/96	➔			24.0225-4014.1 480155	Ø 254,0 x 65 / 255,5
2.7 TD	74	02/93→08/96					
 <b>Bremsbackensatz</b>							
2.4 i	87	09/96→04/98	➔	10/96→03/98		03.0137-0376.2 650376	Ø 254 x 58 + HEB
2.4 i (UDS)	85	09/96→04/98					
2.7 TD	92	09/96→04/98					
2.4 i	91	02/93→08/96	➔			03.0137-0376.2 650376	Ø 254 x 58 + HEB
2.7 TD	74	02/93→08/96					
<b>FORD - MAVERICK VAN 06/96→04/98</b>							
 <b>Radbremszylinder</b>							
2.7 TD	74	06/96→04/98	➔	10/96→03/98; Türenanzahl: 2		24.3223-1709.3 020444	Ø 23,81 GG
2.7 TD	92	06/96→04/98					
<b>Zubehörsatz, Bremsbacken</b>							
2.7 TD	74	06/96→04/98		10/96→03/98		03.0137-9169.2 669169	
2.7 TD	92	06/96→04/98					
 <b>Bremstrommel</b>							
2.7 TD	74	06/96→04/98	➔	10/96→03/98		24.0225-4014.1 480155	Ø 254,0 x 65 / 255,5
2.7 TD	92	06/96→04/98					
 <b>Bremsbackensatz</b>							
2.7 TD	74	06/96→04/98	➔	10/96→03/98		03.0137-0376.2 650376	Ø 254 x 58 + HEB
2.7 TD	92	06/96→04/98					
<b>FORD - MONDEO I (GBP) 02/93→08/96</b>							
 <b>Radbremszylinder</b>							
1.6 i 16V	65	07/94→08/96	➔			24.3222-1114.3 020269	Ø 22,2 GG
1.8 i 16V	82	07/94→08/96					
1.8 TD	66	10/95→08/96					
2.0 i 16V	97	12/94→08/96					
1.6 i 16V	66	02/93→08/96	➔	→ 05/94		24.3220-1111.3 020222	Ø 20,64 GG
1.8 i 16V	85	02/93→08/96					
1.8 i 16V 4x4	85	02/93→08/96	➔	06/94→		24.3222-1114.3 020269	Ø 22,2 GG
1.8 TD	65	06/93→08/96					
2.0 i 16V	100	02/93→08/96					
<b>Zubehörsatz, Bremsbacken</b>							
1.6 i 16V	65	07/94→08/96	➔			03.0137-9177.2 669177	
1.8 i 16V	82	07/94→08/96					
1.8 TD	66	10/95→08/96					
2.0 i 16V	97	12/94→08/96					
1.6 i 16V	66	02/93→08/96	➔	→ 05/94		03.0137-9153.2 669153	
1.8 i 16V	85	02/93→08/96					
1.8 i 16V 4x4	85	02/93→08/96	➔	06/94→		03.0137-9177.2 669177	
1.8 TD	65	06/93→08/96					
2.0 i 16V	100	02/93→08/96					
 <b>Bremstrommel</b>							
1.6 i 16V	65	07/94→08/96	➔			24.0220-3006.1 480062	Ø 203,0 x 49,3 / 204,5
1.8 i 16V	82	07/94→08/96					
1.8 TD	66	10/95→08/96					
2.0 i 16V	97	12/94→08/96					
1.6 i 16V	66	02/93→08/96	➔	06/94→		24.0220-3006.1 480062	Ø 203,0 x 49,3 / 204,5
1.8 i 16V	85	02/93→08/96					
1.8 i 16V 4x4	85	02/93→08/96	➔	→ 05/94		24.0222-8014.1 480031	Ø 229,0 x 54 / 230,1
1.8 TD	65	06/93→08/96					
2.0 i 16V	100	02/93→08/96					
 <b>Bremsbackensatz</b>							
1.6 i 16V	65	07/94→08/96	➔			03.0137-0272.2 650272	Ø 203 x 39 + HEB
1.8 i 16V	82	07/94→08/96				03.0420-2122.3 682122	TRW Ø 203 x 39 Ø 22,2 + RZ / + Zub Kit
1.8 TD	66	10/95→08/96					
2.0 i 16V	97	12/94→08/96					
1.6 i 16V	66	02/93→08/96	➔	→ 05/94		03.0137-0253.2 650253	Ø 228 x 45 + HEB
1.8 i 16V	85	02/93→08/96				03.0520-2320.3 692320	TRW Ø 228 x 45 Ø 20,64 + RZ / + Zub TopKit
1.8 i 16V 4x4	85	02/93→08/96					
1.8 TD	65	06/93→08/96					
2.0 i 16V	100	02/93→08/96	➔	06/94→		03.0137-0272.2 650272	Ø 203 x 39 + HEB
						03.0420-2122.3 682122	TRW Ø 203 x 39 Ø 22,2 + RZ / + Zub Kit






















	kW			 	! #		
<b>FORD - MONDEO I (GBP) 02/93→08/96</b>							
 <b>Seilzug, Feststellbremse</b>							
1.6 i 16V	65	07/94→08/96	←	↑; Scheiben/Trommel	1	24.3727-0638.2 580638	L= 270
1.6 i 16V	66	02/93→08/96	→	↓; Trommelbremse	2	24.3727-0639.2 580639	L= 1.611
1.8 i 16V	82	07/94→08/96	→	↓; Scheibenbremse	2	24.3727-0644.2 580644	L= 1.462
1.8 i 16V	85	02/93→08/96					
1.8 i 16V 4x4	85	02/93→08/96					
1.8 TD	65	06/93→08/96					
1.8 TD	66	10/95→08/96					
2.0 i 16V	97	12/94→08/96					
2.0 i 16V	100	02/93→08/96					
2.0 i 16V 4x4	97	12/94→08/96					
2.0 i 16V 4x4	100	04/93→08/96					
2.5 i 24V	125	07/94→08/96	←	↑; 08/94→; Scheiben/Trommel	1	24.3727-0638.2 580638	L= 270
			→	↓; 08/94→; Trommelbremse	2	24.3727-0639.2 580639	L= 1.611
			→	↓; 08/94→; Scheibenbremse	2	24.3727-0644.2 580644	L= 1.462
<b>FORD - MONDEO I Kombi (BNP) 01/93→08/96</b>							
 <b>Radbremszylinder</b>							
1.6 i 16V	65	07/94→08/96	→			24.3222-1116.3 020271	Ø 22,2 GG
1.6 i 16V	66	04/93→08/96					
1.8 i 16V	82	07/94→08/96					
1.8 i 16V	85	04/93→08/96					
1.8 i 16V 4x4	85	04/93→08/96					
1.8 TD	65	06/93→08/96					
1.8 TD	66	11/95→08/96					
2.0 i 16V	97	01/93→08/96					
2.0 i 16V	100	04/93→08/96					
<b>Zubehörsatz, Bremsbacken</b>							
1.6 i 16V	65	07/94→08/96	→			03.0137-9153.2 669153	
1.6 i 16V	66	04/93→08/96					
1.8 i 16V	82	07/94→08/96					
1.8 i 16V	85	04/93→08/96					
1.8 i 16V 4x4	85	04/93→08/96					
1.8 TD	65	06/93→08/96					
1.8 TD	66	11/95→08/96					
2.0 i 16V	97	01/93→08/96					
2.0 i 16V	100	04/93→08/96					
 <b>Bremsstrommel</b>							
1.6 i 16V	65	07/94→08/96	→			24.0222-8014.1 480031	Ø 229,0 x 54 / 230,1
1.6 i 16V	66	04/93→08/96					
1.8 i 16V	82	07/94→08/96					
1.8 i 16V	85	04/93→08/96					
1.8 i 16V 4x4	85	04/93→08/96					
1.8 TD	65	06/93→08/96					
1.8 TD	66	11/95→08/96					
2.0 i 16V	97	01/93→08/96					
2.0 i 16V	100	04/93→08/96					
 <b>Bremsbackensatz</b>							
1.6 i 16V	65	07/94→08/96	→			03.0137-0253.2 650253	Ø 228 x 45 + HEB
1.6 i 16V	66	04/93→08/96				03.0520-2222.3 692222	TRW Ø 228 x 45 Ø 22,2 + RZ / + Zub TopKit
1.8 i 16V	82	07/94→08/96					
1.8 i 16V	85	04/93→08/96					
1.8 i 16V 4x4	85	04/93→08/96					
1.8 TD	65	06/93→08/96					
1.8 TD	66	11/95→08/96					
2.0 i 16V	97	01/93→08/96					
2.0 i 16V	100	04/93→08/96					
 <b>Seilzug, Feststellbremse</b>							
1.6 i 16V	65	07/94→08/96	←	↑; Scheiben/Trommel	1	24.3727-0638.2 580638	L= 270
1.6 i 16V	66	04/93→08/96	→	↓; Trommelbremse	2	24.3727-0639.2 580639	L= 1.611
1.8 i 16V	82	07/94→08/96	→	↓; Scheibenbremse	2	24.3727-0641.2 580641	L= 1.647
1.8 i 16V	85	04/93→08/96					
1.8 i 16V 4x4	85	04/93→08/96					
1.8 TD	65	06/93→08/96					
1.8 TD	66	11/95→08/96					
2.0 i 16V	97	01/93→08/96					
2.0 i 16V	100	04/93→08/96					
2.0 i 16V 4x4	97	12/94→08/96	←	↑; Scheiben/Trommel	1	24.3727-0638.2 580638	L= 270
2.0 i 16V 4x4	100	04/93→08/96	→	↓; Trommelbremse	2	24.3727-0639.2 580639	L= 1.611
			→	↓; Scheibenbremse	2	24.3727-0644.2 580644	L= 1.462
2.5 i 24V	125	07/94→08/96	←	↑; 08/94→; Scheiben/Trommel	1	24.3727-0638.2 580638	L= 270
			→	↓; 08/94→; Trommelbremse	2	24.3727-0639.2 580639	L= 1.611
			→	↓; 08/94→; Scheibenbremse	2	24.3727-0641.2 580641	L= 1.647












	kw					! #		
<b>FORD - MONDEO I Stufenheck (GBP) 02/93→08/96</b>								
 <b>Radbremszylinder</b>								
1.6 i 16V 1.8 TD	65 66	07/94→08/96 10/95→08/96	➔				24.3222-1114.3 020269	Ø 22,2 GG
1.6 i 16V 1.8 i 16V	66 82	02/93→08/96 01/94→08/96	➔	→ 05/94			24.3220-1111.3 020222	Ø 20,64 GG
1.8 i 16V 1.8 TD	85 65	02/93→08/96 06/93→08/96	➔	06/94→			24.3222-1114.3 020269	Ø 22,2 GG
<b>Zubehörsatz, Bremsbacken</b>								
1.6 i 16V 1.8 TD	65 66	07/94→08/96 10/95→08/96	➔				03.0137-9177.2 669177	
1.6 i 16V 1.8 i 16V	66 82	02/93→08/96 01/94→08/96	➔	→ 05/94			03.0137-9153.2 669153	
1.8 i 16V 1.8 TD	85 65	02/93→08/96 06/93→08/96	➔	06/94→			03.0137-9177.2 669177	
 <b>Bremstrommel</b>								
1.6 i 16V 1.8 TD	65 66	07/94→08/96 10/95→08/96	➔				24.0220-3006.1 480062	Ø 203,0 x 49,3 / 204,5
1.6 i 16V 1.8 i 16V	66 82	02/93→08/96 01/94→08/96	➔	06/94→			24.0220-3006.1 480062	Ø 203,0 x 49,3 / 204,5
1.8 i 16V 1.8 TD	85 65	02/93→08/96 06/93→08/96	➔	→ 05/94			24.0222-8014.1 480031	Ø 229,0 x 54 / 230,1
 <b>Bremsbackensatz</b>								
1.6 i 16V 1.8 TD	65 66	07/94→08/96 10/95→08/96	➔				03.0137-0272.2 650272 03.0420-2122.3 682122	Ø 203 x 39 + HEB TRW Ø 203 x 39 Ø 22,2 + RZ / + Zub Kit
1.6 i 16V 1.8 i 16V	66 82	02/93→08/96 01/94→08/96	➔	→ 05/94			03.0137-0253.2 650253 03.0520-2320.3 692320	Ø 228 x 45 + HEB TRW Ø 228 x 45 Ø 20,64 + RZ / + Zub TopKit
1.8 i 16V 1.8 TD	85 65	02/93→08/96 06/93→08/96	➔	06/94→			03.0137-0272.2 650272 03.0420-2122.3 682122	Ø 203 x 39 + HEB TRW Ø 203 x 39 Ø 22,2 + RZ / + Zub Kit
 <b>Seilzug, Feststellbremse</b>								
1.6 i 16V 1.6 i 16V 1.8 i 16V	65 66 82	07/94→08/96 02/93→08/96 01/94→08/96	➔	⬆; Scheiben/Trommel ⬇; Trommelbremse	1 2	24.3727-0638.2 580638 24.3727-0639.2 580639	L= 270 L= 1.611	
1.8 i 16V 1.8 TD	85 65	02/93→08/96 06/93→08/96	➔	⬇; Scheibenbremse	2	24.3727-0644.2 580644	L= 1.462	
1.8 TD 1.8 TD 2.0 i 16V 4x4	66 66 97	10/95→08/96 12/94→08/96	➔					
2.0 i 16V 4x4	100	02/93→08/96	➔	⬆; 04/93→; Scheiben/Trommel ⬇; 04/93→; Trommelbremse ⬇; 04/93→; Scheibenbremse	1 2 2	24.3727-0638.2 580638 24.3727-0639.2 580639 24.3727-0644.2 580644	L= 270 L= 1.611 L= 1.462	
2.5 i 24V	125	07/94→08/96	➔	⬆; 08/94→; Scheiben/Trommel ⬇; 08/94→; Trommelbremse ⬇; 08/94→; Scheibenbremse	1 2 2	24.3727-0638.2 580638 24.3727-0639.2 580639 24.3727-0644.2 580644	L= 270 L= 1.611 L= 1.462	
<b>FORD - MONDEO II (BAP) 08/96→09/00</b>								
 <b>Radbremszylinder</b>								
1.6 i 1.8 i 1.8 TD	66 85 66	08/96→09/00 08/96→09/00 08/96→09/00	➔	10/96→			24.3222-1114.3 020269	Ø 22,2 GG
1.6 i 16V 2.0 i	70 96	05/98→09/00 08/96→09/00	➔	10/96→			24.3222-1114.3 020269 24.3220-1111.3 020222	Ø 22,2 GG Ø 20,64 GG
<b>Zubehörsatz, Bremsbacken</b>								
1.6 i 1.8 i 1.8 TD	66 85 66	08/96→09/00 08/96→09/00 08/96→09/00	➔	10/96→			03.0137-9177.2 669177	
1.6 i 16V 2.0 i	70 96	05/98→09/00 08/96→09/00	➔	10/96→			03.0137-9177.2 669177 03.0137-9153.2 669153	
 <b>Bremstrommel</b>								
1.6 i 1.8 i 1.8 TD	66 85 66	08/96→09/00 08/96→09/00 08/96→09/00	➔	10/96→			24.0220-3006.1 480062	Ø 203,0 x 49,3 / 204,5
1.6 i 16V 2.0 i	70 96	05/98→09/00 08/96→09/00	➔	10/96→			24.0220-3006.1 480062 24.0222-8014.1 480031	Ø 203,0 x 49,3 / 204,5 Ø 229,0 x 54 / 230,1















	kw				! #		
<b>FORD - MONDEO II (BAP) 08/96→09/00</b>							
 <b>Bremsbackensatz</b>							
1.6 i	66	08/96→09/00	➔	10/96→		<b>03.0137-0272.2 650272</b>	Ø 203 x 39 + HEB
1.8 i	85	08/96→09/00				<b>03.0420-2122.3 682122</b>	TRW Ø 203 x 39 Ø 22,2 + RZ / + Zub Kit
1.8 TD	66	08/96→09/00					
1.6 i 16V	70	05/98→09/00	➔			<b>03.0137-0272.2 650272</b>	Ø 203 x 39 + HEB
						<b>03.0420-2122.3 682122</b>	TRW Ø 203 x 39 Ø 22,2 + RZ / + Zub Kit
2.0 i	96	08/96→09/00	➔	10/96→		<b>03.0137-0253.2 650253</b>	Ø 228 x 45 + HEB
						<b>03.0520-2320.3 692320</b>	TRW Ø 228 x 45 Ø 20,64 + RZ / + Zub TopKit
 <b>Seilzug, Feststellbremse</b>							
1.6 i	66	08/96→09/00	←	⬆; 10/96→; Scheiben/Trommel	1	<b>24.3727-0638.2 580638</b>	L= 270
1.8 i	85	08/96→09/00	➔	⬇; 10/96→; Trommelbremse	2	<b>24.3727-0639.2 580639</b>	L= 1.611
1.8 TD	66	08/96→09/00	➔	⬇; 10/96→; Trommelbremse	2	<b>24.3727-0639.2 580639</b>	L= 1.611
2.0 i	96	08/96→09/00	➔	⬇; 10/96→; Scheibenbremse	2	<b>24.3727-0644.2 580644</b>	L= 1.462
2.5 24V	125	08/96→09/00	➔	⬇; 10/96→; Scheibenbremse	2	<b>24.3727-0644.2 580644</b>	L= 1.462
1.6 i 16V	70	05/98→09/00	←	⬆; Scheiben/Trommel	1	<b>24.3727-0638.2 580638</b>	L= 270
2.5 24V	125	06/00→09/00	➔	⬇; Trommelbremse	2	<b>24.3727-0639.2 580639</b>	L= 1.611
			➔	⬇; Scheibenbremse	2	<b>24.3727-0644.2 580644</b>	L= 1.462
2.5 ST 200	151	05/99→09/00	←	⬆; Kombi; Scheiben/Trommel	1	<b>24.3727-0638.2 580638</b>	L= 270
			←	⬆; Limousine; Scheiben/Trommel	1	<b>24.3727-0638.2 580638</b>	L= 270
			➔	⬇; Kombi; Trommelbremse	2	<b>24.3727-0639.2 580639</b>	L= 1.611
			➔	⬇; Limousine; Trommelbremse	2	<b>24.3727-0639.2 580639</b>	L= 1.611
			➔	⬇; Kombi; Scheibenbremse	2	<b>24.3727-0641.2 580641</b>	L= 1.647
			➔	⬇; Limousine; Scheibenbremse	2	<b>24.3727-0644.2 580644</b>	L= 1.462
<b>FORD - MONDEO II Kombi (BNP) 08/96→09/00</b>							
 <b>Radbremsszylinder</b>							
1.6 i	66	08/96→09/00	➔	10/96→		<b>24.3222-1116.3 020271</b>	Ø 22,2 GG
1.8 i	85	08/96→09/00					
1.6 i 16V	70	05/98→09/00	➔			<b>24.3222-1116.3 020271</b>	Ø 22,2 GG
<b>Zubehörsatz, Bremsbacken</b>							
1.6 i	66	08/96→09/00	➔	10/96→		<b>03.0137-9153.2 669153</b>	
1.8 i	85	08/96→09/00					
1.6 i 16V	70	05/98→09/00	➔			<b>03.0137-9153.2 669153</b>	
 <b>Bremstrommel</b>							
1.6 i	66	08/96→09/00	➔	10/96→		<b>24.0222-8014.1 480031</b>	Ø 229,0 x 54 / 230,1
1.8 i	85	08/96→09/00					
1.6 i 16V	70	05/98→09/00	➔			<b>24.0222-8014.1 480031</b>	Ø 229,0 x 54 / 230,1
 <b>Bremsbackensatz</b>							
1.6 i	66	08/96→09/00	➔	10/96→		<b>03.0137-0253.2 650253</b>	Ø 228 x 45 + HEB
1.8 i	85	08/96→09/00				<b>03.0520-2222.3 692222</b>	TRW Ø 228 x 45 Ø 22,2 + RZ / + Zub TopKit
1.6 i 16V	70	05/98→09/00	➔			<b>03.0137-0253.2 650253</b>	Ø 228 x 45 + HEB
						<b>03.0520-2222.3 692222</b>	TRW Ø 228 x 45 Ø 22,2 + RZ / + Zub TopKit
 <b>Seilzug, Feststellbremse</b>							
1.6 i	66	08/96→09/00	←	⬆; 10/96→; Scheiben/Trommel	1	<b>24.3727-0638.2 580638</b>	L= 270
1.8 i	85	08/96→09/00	➔	⬇; 10/96→; Trommelbremse	2	<b>24.3727-0639.2 580639</b>	L= 1.611
1.8 TD	66	08/96→09/00	➔	⬇; 10/96→; Trommelbremse	2	<b>24.3727-0639.2 580639</b>	L= 1.611
2.0 i	96	08/96→09/00	➔	⬇; 10/96→; Scheibenbremse	2	<b>24.3727-0641.2 580641</b>	L= 1.647
2.5 24V	125	08/96→09/00	➔	⬇; 10/96→; Scheibenbremse	2	<b>24.3727-0641.2 580641</b>	L= 1.647
1.6 i 16V	70	05/98→09/00	←	⬆; Scheiben/Trommel	1	<b>24.3727-0638.2 580638</b>	L= 270
2.5 24V	125	10/99→09/00	➔	⬇; Trommelbremse	2	<b>24.3727-0639.2 580639</b>	L= 1.611
			➔	⬇; Scheibenbremse	2	<b>24.3727-0641.2 580641</b>	L= 1.647
2.5 ST 200	151	05/99→09/00	←	⬆; Kombi; Scheiben/Trommel	1	<b>24.3727-0638.2 580638</b>	L= 270
			←	⬆; Limousine; Scheiben/Trommel	1	<b>24.3727-0638.2 580638</b>	L= 270
			➔	⬇; Kombi; Trommelbremse	2	<b>24.3727-0639.2 580639</b>	L= 1.611
			➔	⬇; Limousine; Trommelbremse	2	<b>24.3727-0639.2 580639</b>	L= 1.611
			➔	⬇; Kombi; Scheibenbremse	2	<b>24.3727-0641.2 580641</b>	L= 1.647
			➔	⬇; Limousine; Scheibenbremse	2	<b>24.3727-0644.2 580644</b>	L= 1.462

	kw					! #		
<b>FORD - MONDEO II Stufenheck (BFP) 08/96→09/00</b>								
 <b>Radbremsszylinder</b>								
1.6 i	66	08/96→09/00	➔	10/96→		24.3222-1114.3	020269	Ø 22,2 GG
1.8 i	85	08/96→09/00						
1.8 TD	66	08/96→09/00						
1.6 i 16V	70	05/98→09/00	➔			24.3222-1114.3	020269	Ø 22,2 GG
2.0 i	96	08/96→09/00	➔	10/96→		24.3220-1111.3	020222	Ø 20,64 GG
<b>Zubehörsatz, Bremsbacken</b>								
1.6 i	66	08/96→09/00	➔	10/96→		03.0137-9177.2	669177	
1.8 i	85	08/96→09/00						
1.8 TD	66	08/96→09/00						
1.6 i 16V	70	05/98→09/00	➔			03.0137-9177.2	669177	
2.0 i	96	08/96→09/00	➔	10/96→		03.0137-9153.2	669153	
 <b>Bremstrommel</b>								
1.6 i	66	08/96→09/00	➔	10/96→		24.0220-3006.1	480062	Ø 203,0 x 49,3 / 204,5
1.8 i	85	08/96→09/00						
1.8 TD	66	08/96→09/00						
1.6 i 16V	70	05/98→09/00	➔			24.0220-3006.1	480062	Ø 203,0 x 49,3 / 204,5
2.0 i	96	08/96→09/00	➔	10/96→		24.0222-8014.1	480031	Ø 229,0 x 54 / 230,1
 <b>Bremsbackensatz</b>								
1.6 i	66	08/96→09/00	➔	10/96→		03.0137-0272.2	650272	Ø 203 x 39 + HEB
1.8 i	85	08/96→09/00				03.0420-2122.3	682122	TRW Ø 203 x 39 Ø 22,2 + RZ / + Zub Kit
1.8 TD	66	08/96→09/00						
1.6 i 16V	70	05/98→09/00	➔			03.0137-0272.2	650272	Ø 203 x 39 + HEB
						03.0420-2122.3	682122	TRW Ø 203 x 39 Ø 22,2 + RZ / + Zub Kit
2.0 i	96	08/96→09/00	➔	10/96→		03.0137-0253.2	650253	Ø 228 x 45 + HEB
						03.0520-2320.3	692320	TRW Ø 228 x 45 Ø 20,64 + RZ / + Zub TopKit
 <b>Seilzug, Feststellbremse</b>								
1.6 i	66	08/96→09/00	←	☒; 10/96→; Scheiben/Trommel	1	24.3727-0638.2	580638	L= 270
1.8 i	85	08/96→09/00	➔	☒; 10/96→; Trommelbremse	2	24.3727-0639.2	580639	L= 1.611
1.8 TD	66	08/96→09/00	➔	☒; 10/96→; Trommelbremse	2	24.3727-0639.2	580639	L= 1.611
2.0 i	96	08/96→09/00	➔	☒; 10/96→; Scheibenbremse	2	24.3727-0644.2	580644	L= 1.462
2.5 24V	125	08/96→09/00	➔	☒; 10/96→; Scheibenbremse	2	24.3727-0644.2	580644	L= 1.462
1.6 i 16V	70	05/98→09/00	←	☒; Scheiben/Trommel	1	24.3727-0638.2	580638	L= 270
2.5 24V	125	06/00→09/00	➔	☒; Trommelbremse	2	24.3727-0639.2	580639	L= 1.611
			➔	☒; Scheibenbremse	2	24.3727-0644.2	580644	L= 1.462
2.5 ST 200	151	05/99→09/00	←	☒; Kombi; Scheiben/Trommel	1	24.3727-0638.2	580638	L= 270
			←	☒; Limousine; Scheiben/Trommel	1	24.3727-0638.2	580638	L= 270
			➔	☒; Kombi; Trommelbremse	2	24.3727-0639.2	580639	L= 1.611
			➔	☒; Limousine; Trommelbremse	2	24.3727-0639.2	580639	L= 1.611
			➔	☒; Kombi; Scheibenbremse	2	24.3727-0641.2	580641	L= 1.647
			➔	☒; Limousine; Scheibenbremse	2	24.3727-0644.2	580644	L= 1.462
<b>FORD - MONDEO III (B5Y) 10/00→03/07</b>								
 <b>Seilzug, Feststellbremse</b>								
1.8 16V	81	10/00→03/07	➔	☒; Scheibenbremse	2	24.3727-0647.2	580647	L= 1.735
1.8 16V	92	10/00→03/07						
1.8 SCi	96	06/03→03/07						
2.0 16V	107	10/00→03/07						
2.0 16V DI / TDDi / TDCi	66	10/00→03/07						
2.0 16V TDDi / TDCi	85	10/00→03/07						
2.0 TDCi	96	10/01→03/07						
2.2 TDCi	114	09/04→03/07						
2.5 V6 24V	125	10/00→03/07						
3.0 V6 24V	150	09/04→03/07						
ST220	166	04/02→03/07						
<b>FORD - MONDEO III Kombi (BWY) 10/00→03/07</b>								
 <b>Seilzug, Feststellbremse</b>								
1.8 16V	81	10/00→03/07	➔	☒; Scheibenbremse	2	24.3727-0648.2	580648	L= 1.722
1.8 16V	92	10/00→03/07						
1.8 SCi	96	06/03→03/07						
2.0 16V	107	10/00→03/07						
2.0 16V DI / TDDi / TDCi	66	10/00→03/07						

















	kw			 	! #		
<b>FORD - MONDEO III Kombi (BWY) 10/00→03/07</b>							
 <b>Seilzug, Feststellbremse</b>							
2.0 16V TDDi / TDCi	85	10/00→03/07	➔	☑; Scheibenbremse	2	24.3727-0648.2 580648	L= 1.722
2.0 TDCi	96	10/01→03/07					
2.2 TDCi	110	09/04→03/07					
2.2 TDCi	114	09/04→03/07					
2.5 V6 24V	125	10/00→03/07					
3.0 V6 24V	150	09/04→03/07					
ST220	166	04/02→03/07					
<b>FORD - MONDEO III Stufenheck (B4Y) 10/00→03/07</b>							
 <b>Seilzug, Feststellbremse</b>							
1.8 16V	81	10/00→03/07	➔	☑; Scheibenbremse	2	24.3727-0647.2 580647	L= 1.735
1.8 16V	92	10/00→03/07					
1.8 SCi	96	06/03→03/07					
2.0 16V	107	10/00→03/07					
2.0 16V DI / TDDi / TDCi	66	10/00→03/07					
2.0 16V TDDi / TDCi	85	10/00→03/07					
2.0 TDCi	96	10/01→03/07					
2.2 TDCi	114	09/04→03/07					
2.5 V6 24V	125	10/00→03/07					
3.0 V6 24V	150	09/04→03/07					
ST220	166	04/02→03/07					
<b>FORD - MONDEO IV (BA7) 03/07→01/15</b>							
 <b>Seilzug, Feststellbremse</b>							
1.6 EcoBoost	118	02/11→01/15	➔	☐; → 09/14; - eFSB; Scheibenbremse		24.3727-0676.2 580676	L= 2.078
1.6 TDCi	85	02/11→01/15					
1.6 Ti	88	07/10→01/15	➔	☑; → 09/14; - eFSB		24.3727-0677.2 580677	L= 2.071
1.8 TDCi	92	06/07→01/15					
2.0 EcoBoost	176	07/10→01/15					
2.0 Flexifuel	107	03/09→01/15					
2.0 LPG	107	07/09→01/15					
2.0 SCTi	149	03/10→01/15					
2.0 TDCi	85	11/07→01/15					
2.0 TDCi	100	03/07→01/15					
2.0 TDCi	120	03/10→01/15					
2.3	118	07/07→01/15					
1.6 Ti	81	03/07→01/15	➔	☐; 04/07→ 09/14; - eFSB; Scheibenbremse		24.3727-0676.2 580676	L= 2.078
1.6 Ti	92	03/07→01/15					
1.8 TDCi	74	03/07→01/15	➔	☑; 04/07→ 09/14; - eFSB		24.3727-0677.2 580677	L= 2.071
2.0	107	03/07→01/15					
2.0 TDCi	96	03/07→01/15					
2.0 TDCi	103	03/07→01/15					
2.5	162	03/07→01/15					
2.2 TDCi	129	03/08→10/10	➔	☐; 04/08→; - eFSB; Scheibenbremse		24.3727-0676.2 580676	L= 2.078
			➔	☑; 04/08→; - eFSB		24.3727-0677.2 580677	L= 2.071
2.2 TDCi	147	07/10→01/15	➔	☐; 11/10→ 09/14; - eFSB; Scheibenbremse		24.3727-0676.2 580676	L= 2.078
			➔	☑; 11/10→ 09/14; - eFSB		24.3727-0677.2 580677	L= 2.071
<b>FORD - MONDEO IV Stufenheck (BA7) 03/07→01/15</b>							
 <b>Seilzug, Feststellbremse</b>							
1.6 EcoBoost	118	11/10→01/15	➔	☐; 02/11→ 09/14; - eFSB; Scheibenbremse		24.3727-0676.2 580676	L= 2.078
1.6 TDCi	85	12/10→01/15					
			➔	☑; 02/11→ 09/14; - eFSB		24.3727-0677.2 580677	L= 2.071
1.6 Ti	81	03/07→01/15	➔	☐; 04/07→ 09/14; - eFSB; Scheibenbremse		24.3727-0676.2 580676	L= 2.078
1.6 Ti	92	03/07→01/15					
1.8 TDCi	74	03/07→01/15	➔	☑; 04/07→ 09/14; - eFSB		24.3727-0677.2 580677	L= 2.071
2.0	107	03/07→01/15					
2.0 TDCi	96	03/07→01/15					
2.0 TDCi	103	03/07→01/15					
2.5	162	03/07→01/15					
1.8 TDCi	92	06/07→01/15	➔	☐; → 09/14; - eFSB; Scheibenbremse		24.3727-0676.2 580676	L= 2.078
2.0 Flexifuel	107	03/09→01/15					
2.0 LPG	107	07/09→01/15	➔	☑; → 09/14; - eFSB		24.3727-0677.2 580677	L= 2.071
2.0 TDCi	85	11/07→01/15					
2.0 TDCi	120	03/10→01/15					
2.3	118	07/07→01/15					
2.2 TDCi	129	03/08→10/10	➔	☐; 04/08→; - eFSB; Scheibenbremse		24.3727-0676.2 580676	L= 2.078
			➔	☑; 04/08→; - eFSB		24.3727-0677.2 580677	L= 2.071
<b>FORD - MONDEO IV Turnier (BA7) 03/07→01/15</b>							
 <b>Seilzug, Feststellbremse</b>							
1.6 EcoBoost	118	02/11→01/15	➔	☐; → 09/14; - eFSB; Scheibenbremse		24.3727-0676.2 580676	L= 2.078
1.6 TDCi	85	02/11→01/15					
↓							











	kW			 	! #		
<b>FORD - MONDEO IV Turnier (BA7) 03/07→01/15</b>							
<b>Seilzug, Feststellbremse</b>							
1.6 Ti	88	07/10→01/15	➡	☐; → 09/14; - eFSB		24.3727-0677.2 580677	L= 2.071
2.0 EcoBoost	176	07/10→01/15					
2.0 Flexifuel	107	03/09→01/15					
2.0 LPG	107	07/09→01/15					
2.0 SCTi	149	03/10→01/15					
2.0 TDCi	85	11/07→01/15					
2.0 TDCi	100	03/07→01/15					
2.0 TDCi	120	03/10→01/15					
2.3	118	07/07→01/15					
1.6 Ti	81	03/07→12/12	➡	☐; 04/07→; - eFSB; Scheibenbremse		24.3727-0676.2 580676	L= 2.078
1.6 Ti	92	03/07→12/10					
1.8 TDCi	74	03/07→12/12	➡	☐; 04/07→; - eFSB		24.3727-0677.2 580677	L= 2.071
2.0 TDCi	96	03/07→12/12					
2.5	162	03/07→12/12					
1.8 TDCi	92	06/07→12/12	➡	☐; - eFSB; Scheibenbremse		24.3727-0676.2 580676	L= 2.078
			➡	☐; - eFSB		24.3727-0677.2 580677	L= 2.071
2.0	107	03/07→01/15	➡	☐; 04/07→ 09/14; - eFSB; Scheibenbremse		24.3727-0676.2 580676	L= 2.078
2.0 TDCi	103	03/07→01/15					
			➡	☐; 04/07→ 09/14; - eFSB		24.3727-0677.2 580677	L= 2.071
2.2 TDCi	129	03/08→10/10	➡	☐; 04/08→; - eFSB; Scheibenbremse		24.3727-0676.2 580676	L= 2.078
			➡	☐; 04/08→; - eFSB		24.3727-0677.2 580677	L= 2.071
2.2 TDCi	147	07/10→01/15	➡	☐; 11/10→ 09/14; - eFSB; Scheibenbremse		24.3727-0676.2 580676	L= 2.078
			➡	☐; 11/10→ 09/14; - eFSB		24.3727-0677.2 580677	L= 2.071
<b>FORD - PUMA (EC_) 03/97→06/02</b>							
<b>Radbremszylinder</b>							
1.4 16V	66	11/97→10/00	➡	02/98→ 01/00		24.3217-1715.3 020463	TRW Ø 17,78 GG
			➡	02/00→		24.3219-1735.3 020464	Ø 19,05 ALU
1.6 16V	76	08/00→06/02	➡	→ 12/01		24.3219-1735.3 020464	Ø 19,05 ALU
1.7 16V	92	03/97→06/02	➡	06/97→ 01/00		24.3217-1715.3 020463	TRW Ø 17,78 GG
			➡	02/00→ 12/01		24.3219-1735.3 020464	Ø 19,05 ALU
ST 160	118	06/99→06/02	➡	→ 01/00		24.3217-1715.3 020463	TRW Ø 17,78 GG
			➡	02/00→ 12/01		24.3219-1735.3 020464	Ø 19,05 ALU
<b>Zubehörsatz, Bremsbacken</b>							
1.4 16V	66	11/97→10/00	➡	02/98→ 01/00		03.0137-9217.2 669217	TRW
			➡	02/00→		03.0137-9259.2 669259	
1.6 16V	76	08/00→06/02	➡	→ 12/01		03.0137-9259.2 669259	
1.7 16V	92	03/97→06/02	➡	06/97→ 01/00		03.0137-9217.2 669217	TRW
			➡	02/00→ 12/01		03.0137-9259.2 669259	
ST 160	118	06/99→06/02	➡	→ 01/00		03.0137-9217.2 669217	TRW
			➡	02/00→ 12/01		03.0137-9259.2 669259	
<b>Bremstrommel</b>							
1.4 16V	66	11/97→10/00	➡	02/98→ 01/00; + ABS		24.0218-0024.2 480079	Ø 180,0 x 44 / 181,3 - RLG / - ABS Ring / mit Radbefestigungsbolzen
						24.0218-0724.2 480206	Ø 180,0 x 44 / 181,3 + RLG / - ABS Ring / mit Radbefestigungsbolzen
			➡	02/98→ 01/00; - ABS		24.0218-0024.2 480079	Ø 180,0 x 44 / 181,3 - RLG / - ABS Ring / mit Radbefestigungsbolzen
						24.0218-0724.2 480206	Ø 180,0 x 44 / 181,3 + RLG / - ABS Ring / mit Radbefestigungsbolzen
			➡	02/00→		24.0220-3009.2 480080	Ø 203,0 x 48,5 / 204,3 - RLG / - ABS Ring / mit Radbefestigungsbolzen
1.6 16V	76	08/00→06/02	➡	→ 12/01		24.0220-3009.2 480080	Ø 203,0 x 48,5 / 204,3 - RLG / - ABS Ring / mit Radbefestigungsbolzen
1.7 16V	92	03/97→06/02	➡	06/97→ 01/00; - ABS		24.0218-0024.2 480079	Ø 180,0 x 44 / 181,3 - RLG / - ABS Ring / mit Radbefestigungsbolzen
↓							











	kw			 	! #		
<b>FORD - PUMA (EC_) 03/97→06/02</b>							
 <b>Bremstrommel</b>							
1.7 16V	92	03/97→06/02	➔	06/97→ 01/00; - ABS		24.0218-0724.2 480206	Ø 180,0 x 44 / 181,3 + RLG / - ABS Ring / mit Radbefestigungsbolzen
			➔	06/97→ 01/00; + ABS		24.0218-0024.2 480079	Ø 180,0 x 44 / 181,3 - RLG / - ABS Ring / mit Radbefestigungsbolzen
						24.0218-0724.2 480206	Ø 180,0 x 44 / 181,3 + RLG / - ABS Ring / mit Radbefestigungsbolzen
			➔	02/00→ 12/01		24.0220-3009.2 480080	Ø 203,0 x 48,5 / 204,3 - RLG / - ABS Ring / mit Radbefestigungsbolzen
ST 160	118	06/99→06/02	➔	→ 01/00; - ABS		24.0218-0024.2 480079	Ø 180,0 x 44 / 181,3 - RLG / - ABS Ring / mit Radbefestigungsbolzen
						24.0218-0724.2 480206	Ø 180,0 x 44 / 181,3 + RLG / - ABS Ring / mit Radbefestigungsbolzen
			➔	→ 01/00; + ABS		24.0218-0024.2 480079	Ø 180,0 x 44 / 181,3 - RLG / - ABS Ring / mit Radbefestigungsbolzen
						24.0218-0724.2 480206	Ø 180,0 x 44 / 181,3 + RLG / - ABS Ring / mit Radbefestigungsbolzen
			➔	02/00→ 12/01		24.0220-3009.2 480080	Ø 203,0 x 48,5 / 204,3 - RLG / - ABS Ring / mit Radbefestigungsbolzen
 <b>Bremsbackensatz</b>							
1.4 16V	66	11/97→10/00	➔	02/98→ 01/00		03.0137-0337.2 650337	TRW Ø 180 x 32 + HEB
						03.0520-3617.3 693617	TRW Ø 180 x 32 Ø 17,78 + RZ / + Zub TopKit
			➔	02/00→		03.0137-0394.2 650394	Ø 203 x 38 + HEB
						03.0520-6319.3 696319	AP Ø 203 x 38 Ø 19,05 + RZ / + Zub TopKit
1.6 16V	76	08/00→06/02	➔	→ 12/01		03.0137-0394.2 650394	Ø 203 x 38 + HEB
						03.0520-6319.3 696319	AP Ø 203 x 38 Ø 19,05 + RZ / + Zub TopKit
1.7 16V	92	03/97→06/02	➔	06/97→ 01/00		03.0137-0337.2 650337	TRW Ø 180 x 32 + HEB
						03.0520-3617.3 693617	TRW Ø 180 x 32 Ø 17,78 + RZ / + Zub TopKit
			➔	02/00→ 12/01		03.0137-0394.2 650394	Ø 203 x 38 + HEB
						03.0520-6319.3 696319	AP Ø 203 x 38 Ø 19,05 + RZ / + Zub TopKit
ST 160	118	06/99→06/02	➔	→ 01/00		03.0137-0337.2 650337	TRW Ø 180 x 32 + HEB
						03.0520-3617.3 693617	TRW Ø 180 x 32 Ø 17,78 + RZ / + Zub TopKit
			➔	02/00→ 12/01		03.0137-0394.2 650394	Ø 203 x 38 + HEB
						03.0520-6319.3 696319	AP Ø 203 x 38 Ø 19,05 + RZ / + Zub TopKit
 <b>Seilzug, Feststellbremse</b>							
1.4 16V	66	11/97→10/00	←	⬆; 02/98→ 11/98; Trommelbremse	1	24.3727-1800.2 581800	L= 312
			←	⬆; 12/98→; Trommelbremse	1	24.3727-1800.2 581800	L= 312
			➔	⬇; 12/98→	1	24.3727-0660.2 580660	L= 1.575 L2= 1.627
			➔	⬇; 02/98→ 11/98; Trommelbremse	1	24.3727-0660.2 580660	L= 1.575 L2= 1.627
1.6 16V	76	08/00→06/02	←	⬆; → 12/01; Trommelbremse	1	24.3727-1800.2 581800	L= 312
			➔	⬇; → 12/01	1	24.3727-0660.2 580660	L= 1.575 L2= 1.627
1.7 16V	92	03/97→06/02	←	⬆; 12/98→ 12/01; Trommelbremse	1	24.3727-1800.2 581800	L= 312
			←	⬆; 06/97→ 11/98; Trommelbremse	1	24.3727-1800.2 581800	L= 312
			➔	⬇; 06/97→ 11/98; Trommelbremse	1	24.3727-0660.2 580660	L= 1.575 L2= 1.627
			➔	⬇; 12/98→ 12/01	1	24.3727-0660.2 580660	L= 1.575 L2= 1.627
<b>FORD - RANGER (ET) 01/05→07/12</b>							
 <b>Radbremszylinder</b>							
2.5 TDCi 4x4 2.5 TDi ↓	105 105	05/06→07/12 05/06→07/12	➔	04/10→ 10/11		24.3223-1711.3 020570	Ø 23,81 GG











	kw			 	! #		
<b>FORD - RANGER (ET) 01/05→07/12</b>							
 <b>Radbremsszylinder</b>							
3.0 TDCi	115	05/06→07/12	➔	04/10→ 10/11		24.3223-1711.3 020570	Ø 23,81 GG
3.0 TDCi 4x4	115	05/06→07/12					
<b>FORD - RANGER (TKE) 04/11→</b>							
 <b>Radbremsszylinder</b>							
2.2 TDCi	88	04/11→	➔	11/11→; + ABS		24.3220-1749.3 020589	Ø 20,64 GG
2.2 TDCi	92	04/11→					
2.2 TDCi 4x4	92	04/11→	➔	11/11→; - ABS		24.3223-1711.3 020570	Ø 23,81 GG
2.2 TDCi 4x4	110	04/11→					
3.2 TDCi 4x4	147	04/11→					
2.2 TDCi	96	05/15→	➔	+ ABS		24.3220-1749.3 020589	Ø 20,64 GG
2.2 TDCi	110	11/11→					
2.2 TDCi	118	05/15→	➔	- ABS		24.3223-1711.3 020570	Ø 23,81 GG
2.2 TDCi 4x4	96	05/15→					
2.2 TDCi 4x4	118	05/15→					
 <b>Bremsbackensatz</b>							
2.2 TDCi	88	04/11→	➔	11/11→; + verbesserte Lage / + verbess. Fzg.Hohe		03.0137-0519.2 650519	Ø 294 x 56 - HEB
2.2 TDCi	92	04/11→					
2.2 TDCi 4x4	92	04/11→					
2.2 TDCi 4x4	110	04/11→					
3.2 TDCi 4x4	147	04/11→					
2.2 TDCi	96	05/15→	➔	+ verbesserte Lage / + verbess. Fzg.Hohe		03.0137-0519.2 650519	Ø 294 x 56 - HEB
2.2 TDCi	110	11/11→					
2.2 TDCi	118	05/15→					
2.2 TDCi 4x4	96	05/15→					
2.2 TDCi 4x4	118	05/15→					
<b>FORD - SCORPIO II (GFR, GGR) 10/94→08/98</b>							
 <b>Seilzug, Feststellbremse</b>							
2.0 i	85	10/94→08/98	➔	☑; → 12/95; Scheibenbremse	1	24.3727-0642.2 580642	L= 3.760
2.0 i 16V	100	10/94→08/98					
2.5 TD	85	10/94→08/98	➔	☑; 01/96→; Scheibenbremse	1	24.3727-0643.2 580643	L= 3.800
2.9 i	110	02/95→08/98					
2.9 i 24V	152	10/94→08/98					
2.3 i 16V	108	06/96→08/98	➔	☑; Scheibenbremse	1	24.3727-0643.2 580643	L= 3.800
<b>FORD - SCORPIO II Kombi (GNR, GGR) 10/94→08/98</b>							
 <b>Seilzug, Feststellbremse</b>							
2.0 i	85	10/94→08/98	➔	☑; → 12/95; Scheibenbremse	1	24.3727-0642.2 580642	L= 3.760
2.0 i 16V	100	10/94→08/98					
2.5 TD	85	10/94→08/98	➔	☑; 01/96→; Scheibenbremse	1	24.3727-0643.2 580643	L= 3.800
2.9 i	110	02/95→08/98					
2.9 i 24V	152	10/94→08/98					
2.3 i 16V	108	06/96→08/98	➔	☑; Scheibenbremse	1	24.3727-0643.2 580643	L= 3.800
<b>FORD - S-MAX (WA6) 05/06→12/14</b>							
 <b>Seilzug, Feststellbremse</b>							
1.6 EcoBoost	118	02/11→12/14	➔	☐; - eFSB; Scheibenbremse		24.3727-0676.2 580676	L= 2.078
1.6 TDCi	85	02/11→12/14					
2.0 EcoBoost	146	07/10→12/14	➔	☐; - eFSB		24.3727-0677.2 580677	L= 2.071
2.0 EcoBoost	149	03/10→12/14					
2.0 EcoBoost	176	07/10→12/14					
2.0 TDCi	85	11/07→12/14					
2.0 TDCi	120	03/10→12/14					
2.2 TDCi	147	07/10→12/14					
2.3	118	07/07→12/14					
1.8 TDCi	74	01/07→12/10	➔	☐; 02/07→; - eFSB; Scheibenbremse		24.3727-0676.2 580676	L= 2.078
1.8 TDCi	92	05/06→12/14					
2.0	107	05/06→12/14	➔	☐; 02/07→; - eFSB		24.3727-0677.2 580677	L= 2.071
2.0 Flexifuel	107	05/06→12/14					
2.0 TDCi	96	05/06→12/14					
2.0 TDCi	100	05/06→12/14					
2.0 TDCi	103	05/06→12/14					
2.5 ST	162	05/06→12/14					
2.2 TDCi	129	03/08→12/12	➔	☐; 04/08→; - eFSB; Scheibenbremse		24.3727-0676.2 580676	L= 2.078
			➔	☐; 04/08→; - eFSB		24.3727-0677.2 580677	L= 2.071
<b>FORD - STREET KA (RL2) 03/03→07/05</b>							
 <b>Radbremsszylinder</b>							
1.6	70	05/03→07/05	➔			24.3219-1735.3 020464	Ø 19,05 ALU
↓							






























	kw					! #		
<b>FORD - STREET KA (RL2) 03/03→07/05</b>								
<b>Zubehörsatz, Bremsbacken</b>								
1.6	70	05/03→07/05	➔				03.0137-9259.2 669259	
<b> Bremstrommel</b>								
1.6	70	05/03→07/05	➔				24.0220-3009.2 480080	Ø 203,0 x 48,5 / 204,3 - RLG / - ABS Ring / mit Radbefestigungsbolzen
<b> Bremsbackensatz</b>								
1.6	70	05/03→07/05	➔				03.0137-0394.2 650394 03.0520-6319.3 696319	Ø 203 x 38 + HEB AP Ø 203 x 38 Ø 19,05 + RZ / + Zub TopKit
<b> Seilzug, Feststellbremse</b>								
1.6	70	05/03→07/05	➔	⬆; Trommelbremse	1	24.3727-1800.2 581800		L= 312
			➔	⬇	1	24.3727-0660.2 580660		L= 1.575 L2= 1.627
<b>FORD - TOURNEO CONNECT 06/02→12/13</b>								
<b> Radbremszylinder</b>								
1.8 16V	85	06/02→12/13	➔	→ 08/13			24.3220-1740.3 020553	Ø 20,64 ALU
1.8 TDCi	66	06/02→12/13						
1.8 TDCi	81	08/06→12/13						
1.8 TDCi /TDDi /DI	55	06/02→12/13						
<b>Zubehörsatz, Bremsbacken</b>								
1.8 16V	85	06/02→12/13	➔	→ 08/13			03.0137-9279.2 669279	
1.8 TDCi	66	06/02→12/13						
1.8 TDCi	81	08/06→12/13						
1.8 TDCi /TDDi /DI	55	06/02→12/13						
<b> Bremstrommel</b>								
1.8 16V	85	06/02→12/13	➔	→ 08/13			24.0222-8033.1 480181	Ø 228,5 x 68 / 229,6
1.8 TDCi	66	06/02→12/13						
1.8 TDCi	81	08/06→12/13						
1.8 TDCi /TDDi /DI	55	06/02→12/13						
<b> Bremsbackensatz</b>								
1.8 16V	85	06/02→12/13	➔	→ 08/13			03.0137-0438.2 650438 03.0520-8020.3 698020	Ø 228 x 57 + HEB AP Ø 228 x 57 Ø 20,64 + RZ / + Zub TopKit
1.8 TDCi	66	06/02→12/13						
1.8 TDCi	81	08/06→12/13						
1.8 TDCi /TDDi /DI	55	06/02→12/13						
<b>FORD - TOURNEO COURIER Kombi 02/14→</b>								
<b> Radbremszylinder</b>								
1.0 EcoBoost	74	02/14→	➔				24.3222-1748.3 020600	Ø 22,2 ALU
1.5 TDCi	55	02/14→						
1.5 TDCi	70	05/15→						
1.6 TDCi	70	02/14→						
<b>Zubehörsatz, Bremsbacken</b>								
1.0 EcoBoost	74	02/14→	➔				03.0137-9313.2 669313	
1.5 TDCi	55	02/14→						
1.5 TDCi	70	05/15→						
1.6 TDCi	70	02/14→						
<b> Bremsbackensatz</b>								
1.0 EcoBoost	74	02/14→	➔				03.0137-0512.2 650512	Ø 228 x 42 + HEB
1.5 TDCi	55	02/14→						
1.5 TDCi	70	05/15→						
1.6 TDCi	70	02/14→						
<b>FORD - TRANSIT Bus 04/06→</b>								
<b> Radbremszylinder</b>								
2.2 TDCi	63	04/06→08/14	➔	05/06→ 04/14			24.3225-1103.3 020346	Ø 25,4 GG
2.2 TDCi	81	04/06→08/14						
2.2 TDCi	96	04/06→08/14						
2.2 TDCi	74	10/11→08/14	➔	→ 04/14			24.3225-1103.3 020346	Ø 25,4 GG
2.2 TDCi	85	10/08→08/14						
2.2 TDCi	92	10/11→08/14						
2.2 TDCi	103	10/07→08/14						
<b>Zubehörsatz, Bremsbacken</b>								
2.2 TDCi	63	04/06→08/14	➔	05/06→ 04/14			03.0137-9268.2 669268	
2.2 TDCi	81	04/06→08/14						
↓								












	kw			 	! #		
<b>FORD - TRANSIT Bus 04/06→</b>							
<b>Zubehörsatz, Bremsbacken</b>							
2.2 TDCi	96	04/06→08/14	➔	05/06→ 04/14		03.0137-9268.2 669268	
2.2 TDCi	74	10/11→08/14	➔	→ 04/14		03.0137-9268.2 669268	
2.2 TDCi	85	10/08→08/14					
2.2 TDCi	92	10/11→08/14					
2.2 TDCi	103	10/07→08/14					
<b> Bremstrommel</b>							
2.2 TDCi	63	04/06→08/14	➔	05/06→ 04/14		24.0225-4016.1 480171	Ø 254,0 x 60 / 256
2.2 TDCi	81	04/06→08/14					
2.2 TDCi	96	04/06→08/14					
2.2 TDCi	74	10/11→08/14	➔	→ 04/14		24.0225-4016.1 480171	Ø 254,0 x 60 / 256
2.2 TDCi	85	10/08→08/14					
2.2 TDCi	92	10/11→08/14					
2.2 TDCi	103	10/07→08/14					
<b> Bremsbackensatz</b>							
2.2 TDCi	63	04/06→08/14	➔	05/06→ 04/14		03.0137-0427.2 650427	Ø 254 x 52 + HEB
2.2 TDCi	81	04/06→08/14				03.0520-1125.3 691125	Ø 254 x 52 Ø 25,4 + RZ / + Zub TopKit
2.2 TDCi	96	04/06→08/14					
2.2 TDCi	74	10/11→08/14	➔	→ 04/14		03.0137-0427.2 650427	Ø 254 x 52 + HEB
2.2 TDCi	85	10/08→08/14				03.0520-1125.3 691125	Ø 254 x 52 Ø 25,4 + RZ / + Zub TopKit
2.2 TDCi	92	10/11→08/14					
2.2 TDCi	103	10/07→08/14					
<b>FORD - TRANSIT Bus (E_ ) 06/94→07/00</b>							
<b> Radbremszylinder</b>							
2.0 (EBL, EBS, ECL, EDS, EDL, EGL, ESS, ESL, EUS)	84	09/95→03/00	➔			24.3222-1124.3 020344	Ø 22,2 GG
			➔	Baumuster: 80/100S/100L/115/120		24.3222-1124.3 020344	Ø 22,2 GG
			➔	Baumuster: 190/190A/190EF		24.3225-1103.3 020346	Ø 25,4 GG
2.0 CNG	84	06/94→03/00	➔	07/94→		24.3222-1124.3 020344	Ø 22,2 GG
			➔	Baumuster: 80/100S/100L/115/120		24.3222-1124.3 020344	Ø 22,2 GG
			➔	Baumuster: 190/190A/190EF		24.3225-1103.3 020346	Ø 25,4 GG
2.5 DI (EBL, ECL, EDS, EDL)	56	07/94→03/00	➔			24.3220-1121.3 020343	Ø 20,64 GG
2.5 DI (EBL, EDL, EDS, ESL, ESS)	85	08/97→03/00	➔	Baumuster: 80/100S/100L/115 / 120/130/150S/150		24.3220-1121.3 020343	Ø 20,64 GG
2.5 DI (EBL, EDS, ESL, ESS, EUS)	51	08/94→03/00	➔	Baumuster: 190/190A/190EF		24.3225-1103.3 020346	Ø 25,4 GG
2.5 TD (EBL, EDL, EDS, EGL, ESL, ESS, EUS)	63	01/95→03/00					
2.5 TD (ECL, EDL, EDS, ESL, ESS, EUS)	74	07/94→03/00					
2.5 TD (EB_ , ED_ , ES_ )	55	08/94→06/00	➔	→ 03/00; Baumuster: 80/100S/100L/115 / 120/130/150S/150		24.3220-1121.3 020343	Ø 20,64 GG
			➔	→ 03/00		24.3220-1121.3 020343	Ø 20,64 GG
			➔	→ 03/00; Baumuster: 190/190A/190EF		24.3225-1103.3 020346	Ø 25,4 GG
<b>Zubehörsatz, Bremsbacken</b>							
2.0 (EBL, EBS, ECL, EDS, EDL, EGL, ESS, ESL, EUS)	84	09/95→03/00	➔	Baumuster: 80/100S/100L/115/120; für Einfachbereifung		03.0137-9193.2 669193	Ø 254x52
			➔	für Einfachbereifung		03.0137-9193.2 669193	Ø 254x52
2.5 DI (EBL, ECL, EDS, EDL)	56	07/94→03/00	➔	Baumuster: 130/150S/150L / 190/190A/190EF; für Doppelbereifung		03.0137-9194.2 669194	Ø 280x65
2.5 DI (EBL, EDL, EDS, ESL, ESS)	85	08/97→03/00	➔	für Doppelbereifung		03.0137-9194.2 669194	Ø 280x65
2.5 DI (EBL, EDS, ESL, ESS, EUS)	51	08/94→03/00					
2.5 TD (EBL, EDL, EDS, EGL, ESL, ESS, EUS)	63	01/95→03/00					
2.5 TD (ECL, EDL, EDS, ESL, ESS, EUS)	74	07/94→03/00					
2.0 CNG	84	06/94→03/00	➔	07/94→; für Einfachbereifung		03.0137-9193.2 669193	Ø 254x52
			➔	Baumuster: 80/100S/100L/115/120; für Einfachbereifung		03.0137-9193.2 669193	Ø 254x52
			➔	07/94→; für Doppelbereifung		03.0137-9194.2 669194	Ø 280x65
			➔	Baumuster: 130/150S/150L / 190/190A/190EF; für Doppelbereifung		03.0137-9194.2 669194	Ø 280x65
2.5 TD (EB_ , ED_ , ES_ )	55	08/94→06/00	➔	→ 03/00; Baumuster: 80/100S/100L/115/120; für Einfachbereifung		03.0137-9193.2 669193	Ø 254x52
			➔	→ 03/00; für Einfachbereifung		03.0137-9193.2 669193	Ø 254x52











	kw					! #		
<b>FORD - TRANSIT Bus (E_ ) 06/94→07/00</b>								
<b>Zubehörsatz, Bremsbacken</b>								
2.5 TD (EB_, ED_, ES_) 55	08/94→06/00	➡	→ 03/00; Baumuster: 130/150S/150L / 190/190A/ 190EF; für Doppelbereifung	03.0137-9194.2	669194	Ø 280x65		
			→ 03/00; für Doppelbereifung	03.0137-9194.2	669194	Ø 280x65		
<b> Bremstrommel</b>								
2.0 (EBL, EBS, ECL, EDS, EDL, EGL, ESS, ESL, EUS) 84	09/95→03/00	➡	Baumuster: 80/100S/100L/115/120; für Einfachbereifung	24.0225-4004.1	480069	Ø 254,0 x 57,5 / 256		
2.5 DI (EBL, ECL, EDS, EDL) 56	07/94→03/00	➡	für Einfachbereifung	24.0225-4004.1	480069	Ø 254,0 x 57,5 / 256		
2.5 DI (EBL, EDL, EDS, ESL, ESS) 85	08/97→03/00	➡	Baumuster: 130/150S/150L / 190/190A/ 190EF; für Doppelbereifung	24.0228-0001.1	480068	Ø 280,0 x 75,5 / 282		
2.5 DI (EBL, EDS, ESL, ESS, EUS) 51	08/94→03/00	➡	für Doppelbereifung	24.0228-0001.1	480068	Ø 280,0 x 75,5 / 282		
2.5 TD (EBL, EDL, EDS, EGL, ESL, ESS, EUS) 63	01/95→03/00							
2.5 TD (ECL, EDL, EDS, ESL, ESS, EUS) 74	07/94→03/00							
2.0 CNG 84	06/94→03/00	➡	07/94→; für Einfachbereifung	24.0225-4004.1	480069	Ø 254,0 x 57,5 / 256		
		➡	Baumuster: 80/100S/100L/115/120; für Einfachbereifung	24.0225-4004.1	480069	Ø 254,0 x 57,5 / 256		
		➡	07/94→; für Doppelbereifung	24.0228-0001.1	480068	Ø 280,0 x 75,5 / 282		
		➡	Baumuster: 130/150S/150L / 190/190A/ 190EF; für Doppelbereifung	24.0228-0001.1	480068	Ø 280,0 x 75,5 / 282		
2.5 TD (EB_, ED_, ES_) 55	08/94→06/00	➡	→ 03/00; Baumuster: 80/100S/100L/115/120; für Einfachbereifung	24.0225-4004.1	480069	Ø 254,0 x 57,5 / 256		
		➡	→ 03/00; für Einfachbereifung	24.0225-4004.1	480069	Ø 254,0 x 57,5 / 256		
		➡	→ 03/00; Baumuster: 130/150S/150L / 190/190A/ 190EF; für Doppelbereifung	24.0228-0001.1	480068	Ø 280,0 x 75,5 / 282		
		➡	→ 03/00; für Doppelbereifung	24.0228-0001.1	480068	Ø 280,0 x 75,5 / 282		
<b> Bremsbackensatz</b>								
2.0 (EBL, EBS, ECL, EDS, EDL, EGL, ESS, ESL, EUS) 84	09/95→03/00	➡	Baumuster: 80/100S/100L/115/120; für Einfachbereifung	03.0137-0331.2	650331	Ø 254 x 52		
2.5 DI (EBL, ECL, EDS, EDL) 56	07/94→03/00	➡	für Einfachbereifung	03.0137-0331.2	650331	Ø 254 x 52		
2.5 DI (EBL, EDL, EDS, ESL, ESS) 85	08/97→03/00	➡	Baumuster: 130/150S/150L / 190/190A/ 190EF; für Doppelbereifung	03.0137-0332.2	650332	Ø 280 x 65		
2.5 DI (EBL, EDS, ESL, ESS, EUS) 51	08/94→03/00	➡	für Doppelbereifung	03.0137-0332.2	650332	Ø 280 x 65		
2.5 TD (EBL, EDL, EDS, EGL, ESL, ESS, EUS) 63	01/95→03/00							
2.5 TD (ECL, EDL, EDS, ESL, ESS, EUS) 74	07/94→03/00							
2.0 CNG 84	06/94→03/00	➡	Baumuster: 80/100S/100L/115/120; für Einfachbereifung	03.0137-0331.2	650331	Ø 254 x 52		
		➡	07/94→; für Einfachbereifung	03.0137-0331.2	650331	Ø 254 x 52		
		➡	07/94→; für Doppelbereifung	03.0137-0332.2	650332	Ø 280 x 65		
		➡	Baumuster: 130/150S/150L / 190/190A/ 190EF; für Doppelbereifung	03.0137-0332.2	650332	Ø 280 x 65		
2.5 TD (EB_, ED_, ES_) 55	08/94→06/00	➡	→ 03/00; Baumuster: 80/100S/100L/115/120; für Einfachbereifung	03.0137-0331.2	650331	Ø 254 x 52		
		➡	→ 03/00; für Einfachbereifung	03.0137-0331.2	650331	Ø 254 x 52		
		➡	→ 03/00; Baumuster: 130/150S/150L / 190/190A/ 190EF; für Doppelbereifung	03.0137-0332.2	650332	Ø 280 x 65		
		➡	→ 03/00; für Doppelbereifung	03.0137-0332.2	650332	Ø 280 x 65		
<b> Seilzug, Feststellbremse</b>								
2.0 (EBL, EBS, ECL, EDS, EDL, EGL, ESS, ESL, EUS) 84	09/95→03/00	➡	⏴; für Einfachbereifung; Trommelbremse	1	24.3727-0636.2	580636	L= 2.823	
2.5 DI (EBL, ECL, EDS, EDL) 56	07/94→03/00	➡	⏴; für Doppelbereifung; Trommelbremse	1	24.3727-0637.2	580637	L= 2.730	
2.5 DI (EBL, EDL, EDS, ESL, ESS) 85	08/97→03/00							
2.5 DI (EBL, EDS, ESL, ESS, EUS) 51	08/94→03/00							
2.5 TD (EBL, EDL, EDS, EGL, ESL, ESS, EUS) 63	01/95→03/00							

	kw			 	! #		
<b>FORD - TRANSIT Bus (E_ ) 06/94→07/00</b>							
 <b>Seilzug, Feststellbremse</b>							
2.5 TD (ECL, EDL, EDS, ESL, ESS, EUS)	74	07/94→03/00	➡	⏴; für Einfachbereifung; Trommelbremse	1	24.3727-0636.2 580636	L= 2.823
			➡	⏴; für Doppelbereifung; Trommelbremse	1	24.3727-0637.2 580637	L= 2.730
2.0 CNG	84	06/94→03/00	➡	⏴; 07/94→; für Einfachbereifung; Trommelbremse	1	24.3727-0636.2 580636	L= 2.823
			➡	⏴; für Einfachbereifung; Trommelbremse	1	24.3727-0636.2 580636	L= 2.823
			➡	⏴; für Doppelbereifung; Trommelbremse	1	24.3727-0637.2 580637	L= 2.730
			➡	⏴; 07/94→; für Doppelbereifung; Trommelbremse	1	24.3727-0637.2 580637	L= 2.730
2.5 TD (EB_ , ED_ , ES_ )	55	08/94→06/00	➡	⏴; → 03/00; für Einfachbereifung; Trommelbremse	1	24.3727-0636.2 580636	L= 2.823
			➡	⏴; → 03/00; für Doppelbereifung; Trommelbremse	1	24.3727-0637.2 580637	L= 2.730
<b>FORD - TRANSIT Bus (FD_ , FB_ , FS_ , FZ_ , FC_ ) 01/00→05/06</b>							
 <b>Radbremszylinder</b>							
2.0 DI (F_E_ , F_F_ , F_G_ )	55	08/00→05/06	➡	→ 04/06		24.3225-1103.3 020346	Ø 25,4 GG
2.0 DI (F_E_ , F_F_ , F_G_ )	63	08/00→05/06					
2.0 DI (F_E_ , F_F_ , F_G_ )	74	08/00→05/06					
2.0 TDCi (F_F_ , F_E_ , F_G_ )	92	08/02→05/06					
2.3 16V [RWD] (F_B_ , F_C_ , F_A_ )	107	08/00→05/06					
2.4 DI (F_B_ , F_C_ , F_A_ )	66	01/00→05/06					
2.4 DI [RWD] (F_B_ , F_C_ , F_A_ )	88	01/00→05/06					
2.4 DI [RWD] (F_B_ , F_C_ )	55	01/00→05/06					
2.4 TDCi	101	03/04→05/06					
2.4 TDE	85	03/04→05/06					
2.4 TD	55	08/00→08/03	➡			24.3225-1103.3 020346	Ø 25,4 GG
2.4 TDE (F_C_ , F_B_ , F_A_ )	92	07/01→05/06	➡	11/01→ 04/06		24.3225-1103.3 020346	Ø 25,4 GG
<b>Zubehörsatz, Bremsbacken</b>							
2.0 DI (F_E_ , F_F_ , F_G_ )	55	08/00→05/06	➡	→ 04/06		03.0137-9268.2 669268	
2.0 DI (F_E_ , F_F_ , F_G_ )	63	08/00→05/06					
2.0 DI (F_E_ , F_F_ , F_G_ )	74	08/00→05/06					
2.0 TDCi (F_F_ , F_E_ , F_G_ )	92	08/02→05/06					
2.3 16V [RWD] (F_B_ , F_C_ , F_A_ )	107	08/00→05/06					
2.4 DI (F_B_ , F_C_ , F_A_ )	66	01/00→05/06					
2.4 DI [RWD] (F_B_ , F_C_ , F_A_ )	88	01/00→05/06					
2.4 DI [RWD] (F_B_ , F_C_ )	55	01/00→05/06					
2.4 TDCi	101	03/04→05/06					
2.4 TDE	85	03/04→05/06					
2.4 TD	55	08/00→08/03	➡			03.0137-9268.2 669268	
2.4 TDE (F_C_ , F_B_ , F_A_ )	92	07/01→05/06	➡	11/01→ 04/06		03.0137-9268.2 669268	
 <b>Bremstrommel</b>							
2.0 DI (F_E_ , F_F_ , F_G_ )	55	08/00→05/06	➡	→ 04/06; Baumuster: 260/280/300		24.0225-4016.1 480171	Ø 254,0 x 60 / 256
2.0 DI (F_E_ , F_F_ , F_G_ )	63	08/00→05/06					
2.0 DI (F_E_ , F_F_ , F_G_ )	74	08/00→05/06					
2.0 TDCi (F_F_ , F_E_ , F_G_ )	92	08/02→05/06					
2.3 16V [RWD] (F_B_ , F_C_ , F_A_ )	107	08/00→05/06	➡	→ 04/06; mit Einfachbereifung		24.0228-0004.1 480173	Ø 280,0 x 80,5 / 282
2.4 DI (F_B_ , F_C_ , F_A_ )	66	01/00→05/06					
2.4 DI [RWD] (F_B_ , F_C_ , F_A_ )	88	01/00→05/06					












	kw					! #		
<b>FORD - TRANSIT Bus (FD_, FB_, FS_, FZ_, FC_) 01/00→05/06</b>								
 <b>Bremstrommel</b>								
2.4 DI [RWD] (F_B_, F_C_) 2.4 TDCi 2.4 TDE	55 101 85	01/00→05/06 03/04→05/06 03/04→05/06	➔	→ 04/06; mit Einfachbereifung			24.0228-0004.1 480173	Ø 280,0 x 80,5 / 282
2.4 TD	55	08/00→08/03	➔	mit Einfachbereifung			24.0228-0004.1 480173	Ø 280,0 x 80,5 / 282
2.4 TDE (F_C_, F_B_, F_A_)	92	07/01→05/06	➔	11/01→ 04/06; mit Einfachbereifung			24.0228-0004.1 480173	Ø 280,0 x 80,5 / 282
 <b>Bremsbackensatz</b>								
2.0 DI (F_E_, F_F_, F_G_) 2.0 DI (F_E_, F_F_, F_G_) 2.0 DI (F_E_, F_F_, F_G_) 2.0 TDCi (F_F_, F_E_, F_G_)	55 63 74 92	08/00→05/06 08/00→05/06 08/00→05/06 08/02→05/06	➔	→ 04/06			03.0137-0427.2 650427 03.0520-1125.3 691125	Ø 254 x 52 + HEB Ø 254 x 52 Ø 25,4 + RZ / + Zub TopKit
2.3 16V [RWD] (F_B_, F_C_, F_A_) 2.4 DI (F_B_, F_C_, F_A_) 2.4 DI [RWD] (F_B_, F_C_, F_A_) 2.4 DI [RWD] (F_B_, F_C_) 2.4 TDCi 2.4 TDE	107 66 88 55 101 85	08/00→05/06 01/00→05/06 01/00→05/06 01/00→05/06 03/04→05/06 03/04→05/06	➔	→ 04/06			03.0137-0411.2 650411 03.0520-1225.3 691225	Ø 280 x 65 + HEB Ø 280 x 65 Ø 25,4 + RZ / + Zub TopKit
2.4 TD	55	08/00→08/03	➔				03.0137-0411.2 650411 03.0520-1225.3 691225	Ø 280 x 65 + HEB Ø 280 x 65 Ø 25,4 + RZ / + Zub TopKit
2.4 TDE (F_C_, F_B_, F_A_)	92	07/01→05/06	➔	11/01→ 04/06			03.0137-0411.2 650411 03.0520-1225.3 691225	Ø 280 x 65 + HEB Ø 280 x 65 Ø 25,4 + RZ / + Zub TopKit
<b>FORD - TRANSIT CONNECT (P65_, P70_, P80_) 06/02→</b>								
 <b>Radbremsszylinder</b>								
1.8 16V 1.8 16V LPG 1.8 Di 1.8 TDCi 1.8 TDCi	85 85 55 66 81	06/02→12/13 06/02→12/13 06/02→12/13 06/02→12/13 08/06→12/13	➔	→ 08/13			24.3220-1740.3 020553	Ø 20,64 ALU
<b>Zubehörsatz, Bremsbacken</b>								
1.8 16V 1.8 16V LPG 1.8 Di 1.8 TDCi 1.8 TDCi	85 85 55 66 81	06/02→12/13 06/02→12/13 06/02→12/13 06/02→12/13 08/06→12/13	➔	→ 08/13			03.0137-9279.2 669279	
 <b>Bremstrommel</b>								
1.8 16V 1.8 16V LPG 1.8 Di 1.8 TDCi 1.8 TDCi	85 85 55 66 81	06/02→12/13 06/02→12/13 06/02→12/13 06/02→12/13 08/06→12/13	➔	→ 08/13			24.0222-8033.1 480181	Ø 228,5 x 68 / 229,6
 <b>Bremsbackensatz</b>								
1.8 16V 1.8 16V LPG 1.8 Di 1.8 TDCi 1.8 TDCi	85 85 55 66 81	06/02→12/13 06/02→12/13 06/02→12/13 06/02→12/13 08/06→12/13	➔	→ 08/13			03.0137-0438.2 650438 03.0520-8020.3 698020	Ø 228 x 57 + HEB AP Ø 228 x 57 Ø 20,64 + RZ / + Zub TopKit
<b>FORD - TRANSIT COURIER Kasten 02/14→</b>								
 <b>Radbremsszylinder</b>								
1.0 EcoBoost 1.5 TDCi 1.5 TDCi 1.6 TDCi	74 55 70 70	02/14→ 02/14→ 05/15→ 02/14→	➔				24.3222-1748.3 020600	Ø 22,2 ALU
<b>Zubehörsatz, Bremsbacken</b>								
1.0 EcoBoost 1.5 TDCi 1.5 TDCi 1.6 TDCi ↓	74 55 70 70	02/14→ 02/14→ 05/15→ 02/14→	➔				03.0137-9313.2 669313	








	kw			 	! #		
<b>FORD - TRANSIT COURIER Kasten 02/14→</b>							
 <b>Bremsbackensatz</b>							
1.0 EcoBoost	74	02/14→	➔			03.0137-0512.2 650512	Ø 228 x 42 + HEB
1.5 TDCi	55	02/14→					
1.5 TDCi	70	05/15→					
1.6 TDCi	70	02/14→					
<b>FORD - TRANSIT COURIER Kombi 02/14→</b>							
 <b>Radbremszylinder</b>							
1.0 EcoBoost	74	02/14→	➔			24.3222-1748.3 020600	Ø 22,2 ALU
1.5 TDCi	55	02/14→					
1.5 TDCi	70	05/15→					
1.6 TDCi	70	02/14→					
<b>Zubehörsatz, Bremsbacken</b>							
1.0 EcoBoost	74	02/14→	➔			03.0137-9313.2 669313	
1.5 TDCi	55	02/14→					
1.5 TDCi	70	05/15→					
1.6 TDCi	70	02/14→					
 <b>Bremsbackensatz</b>							
1.0 EcoBoost	74	02/14→	➔			03.0137-0512.2 650512	Ø 228 x 42 + HEB
1.5 TDCi	55	02/14→					
1.5 TDCi	70	05/15→					
1.6 TDCi	70	02/14→					
<b>FORD - TRANSIT Kasten 04/06→</b>							
 <b>Radbremszylinder</b>							
2.2 TDCi	63	04/06→08/14	➔	05/06→ 04/14		24.3225-1103.3 020346	Ø 25,4 GG
2.2 TDCi	81	04/06→08/14					
2.2 TDCi	96	04/06→08/14					
2.2 TDCi	74	10/11→08/14	➔	→ 04/14		24.3225-1103.3 020346	Ø 25,4 GG
2.2 TDCi	85	10/08→08/14					
2.2 TDCi	92	10/11→08/14					
2.2 TDCi	103	10/07→08/14					
<b>Zubehörsatz, Bremsbacken</b>							
2.2 TDCi	63	04/06→08/14	➔	05/06→ 04/14		03.0137-9268.2 669268	
2.2 TDCi	81	04/06→08/14					
2.2 TDCi	96	04/06→08/14					
2.2 TDCi	74	10/11→08/14	➔	→ 04/14		03.0137-9268.2 669268	
2.2 TDCi	85	10/08→08/14					
2.2 TDCi	92	10/11→08/14					
2.2 TDCi	103	10/07→08/14					
 <b>Bremstrommel</b>							
2.2 TDCi	63	04/06→08/14	➔	05/06→ 04/14		24.0225-4016.1 480171	Ø 254,0 x 60 / 256
2.2 TDCi	81	04/06→08/14					
2.2 TDCi	96	04/06→08/14					
2.2 TDCi	74	10/11→08/14	➔	→ 04/14		24.0225-4016.1 480171	Ø 254,0 x 60 / 256
2.2 TDCi	85	10/08→08/14					
2.2 TDCi	92	10/11→08/14					
2.2 TDCi	103	10/07→08/14					
 <b>Bremsbackensatz</b>							
2.2 TDCi	63	04/06→08/14	➔	05/06→ 04/14		03.0137-0427.2 650427	Ø 254 x 52 + HEB
2.2 TDCi	81	04/06→08/14				03.0520-1125.3 691125	Ø 254 x 52 Ø 25,4 + RZ / + Zub TopKit
2.2 TDCi	96	04/06→08/14					
2.2 TDCi	74	10/11→08/14	➔	→ 04/14		03.0137-0427.2 650427	Ø 254 x 52 + HEB
2.2 TDCi	85	10/08→08/14				03.0520-1125.3 691125	Ø 254 x 52 Ø 25,4 + RZ / + Zub TopKit
2.2 TDCi	92	10/11→08/14					
2.2 TDCi	103	10/07→08/14					
<b>FORD - TRANSIT Kasten (E_ ) 06/94→07/00</b>							
 <b>Radbremszylinder</b>							
2.0 (EAL, EAS)	84	06/94→03/00	➔	Baumuster: 80/100S/100L/115/120		24.3222-1124.3 020344	Ø 22,2 GG
			➔	Baumuster: 190/190A/190EF		24.3225-1103.3 020346	Ø 25,4 GG
2.5 DI (EAL, EAS)	51	06/94→03/00	➔	Baumuster: 80/100S/100L/115 / 120/130/150S/150		24.3220-1121.3 020343	Ø 20,64 GG
2.5 DI (EAL, EAS)	56	06/94→03/00					
2.5 DI (EAL, EAS)	85	05/99→03/00	➔	Baumuster: 190/190A/190EF		24.3225-1103.3 020346	Ø 25,4 GG
2.5 TD (EAL, EAS)	63	06/94→03/00					
2.5 TD (EAS)	55	10/98→03/00					
2.5 TDI (EAL, EAS)	74	06/94→03/00					
<b>Zubehörsatz, Bremsbacken</b>							
2.0 (EAL, EAS)	84	06/94→03/00	➔	Baumuster: 80/100S/100L/115/120;		03.0137-9193.2 669193	Ø 254x52
2.5 DI (EAL, EAS)	51	06/94→03/00		für Einfachbereifung			














	kw					! #		
<b>FORD - TRANSIT Kasten (E_ ) 06/94→07/00</b>								
<b>Zubehörsatz, Bremsbacken</b>								
2.5 DI (EAL, EAS)	56	06/94→03/00	➔	Baumuster: 130/150S/150L / 190/190A/190EF; für Doppelbereifung		03.0137-9194.2	669194	Ø 280x65
2.5 DI (EAL, EAS)	85	05/99→03/00						
2.5 TD (EAL, EAS)	63	06/94→03/00						
2.5 TD (EAS)	55	10/98→03/00						
2.5 TDI (EAL, EAS)	74	06/94→03/00						
<b> Bremstrommel</b>								
2.0 (EAL, EAS)	84	06/94→03/00	➔	Baumuster: 80/100S/100L/115/120; für Einfachbereifung		24.0225-4004.1	480069	Ø 254,0 x 57,5 / 256
2.5 DI (EAL, EAS)	51	06/94→03/00						
2.5 DI (EAL, EAS)	56	06/94→03/00	➔	Baumuster: 130/150S/150L / 190/190A/190EF; für Doppelbereifung		24.0228-0001.1	480068	Ø 280,0 x 75,5 / 282
2.5 DI (EAL, EAS)	85	05/99→03/00						
2.5 TD (EAL, EAS)	63	06/94→03/00						
2.5 TD (EAS)	55	10/98→03/00						
2.5 TDI (EAL, EAS)	74	06/94→03/00						
<b> Bremsbackensatz</b>								
2.0 (EAL, EAS)	84	06/94→03/00	➔	Baumuster: 80/100S/100L/115/120; für Einfachbereifung		03.0137-0331.2	650331	Ø 254 x 52
2.5 DI (EAL, EAS)	51	06/94→03/00						
2.5 DI (EAL, EAS)	56	06/94→03/00	➔	Baumuster: 130/150S/150L / 190/190A/190EF; für Doppelbereifung		03.0137-0332.2	650332	Ø 280 x 65
2.5 DI (EAL, EAS)	85	05/99→03/00						
2.5 TD (EAL, EAS)	63	06/94→03/00						
2.5 TD (EAS)	55	10/98→03/00						
2.5 TDI (EAL, EAS)	74	06/94→03/00						
<b> Seilzug, Feststellbremse</b>								
2.0 (EAL, EAS)	84	06/94→03/00	➔	⬇; für Einfachbereifung; Trommelbremse	1	24.3727-0636.2	580636	L= 2.823
2.5 DI (EAL, EAS)	51	06/94→03/00						
2.5 DI (EAL, EAS)	56	06/94→03/00	➔	⬇; für Doppelbereifung; Trommelbremse	1	24.3727-0637.2	580637	L= 2.730
2.5 DI (EAL, EAS)	85	05/99→03/00						
2.5 TD (EAL, EAS)	63	06/94→03/00						
2.5 TD (EAS)	55	10/98→03/00						
2.5 TDI (EAL, EAS)	74	06/94→03/00						
<b>FORD - TRANSIT Kasten (FA_ ) 01/00→05/06</b>								
<b> Radbremszylinder</b>								
2.0 DI (FAE_ , FAF_ , FAG_ )	55	08/00→05/06	➔	→ 04/06		24.3225-1103.3	020346	Ø 25,4 GG
2.0 DI (FAE_ , FAF_ , FAG_ )	63	08/00→05/06						
2.0 DI (FAE_ , FAF_ , FAG_ )	74	08/00→05/06						
2.0 TDCi	92	08/02→05/06						
2.3 16V [RWD] (FAA_ , FAB_ , FAC_ )	107	04/01→05/06						
2.4 DI (FAA_ , FAB_ , FAC_ , FAD_ )	66	01/00→05/06						
2.4 DI [RWD] (FAA_ , FAB_ , FAC_ , FAD_ )	55	01/00→05/06						
2.4 DI [RWD] (FAA_ , FAB_ , FAC_ , FAD_ )	88	01/00→05/06						
2.4 TDCi	101	03/04→05/06						
2.4 TDE	85	03/04→05/06						
2.3	105	03/01→03/06	➔	04/01→		24.3225-1103.3	020346	Ø 25,4 GG
2.3	107	03/01→03/06						
2.4 TD Allrad	55	08/00→08/03	➔			24.3225-1103.3	020346	Ø 25,4 GG
2.4 TDdi	88	08/00→08/03						
2.4 TDE	92	07/01→05/06	➔	11/01→ 04/06		24.3225-1103.3	020346	Ø 25,4 GG
<b>Zubehörsatz, Bremsbacken</b>								
2.0 DI (FAE_ , FAF_ , FAG_ )	55	08/00→05/06	➔	→ 04/06		03.0137-9268.2	669268	
2.0 DI (FAE_ , FAF_ , FAG_ )	63	08/00→05/06						
2.0 DI (FAE_ , FAF_ , FAG_ )	74	08/00→05/06						
2.0 TDCi	92	08/02→05/06						
2.3 16V [RWD] (FAA_ , FAB_ , FAC_ )	107	04/01→05/06						
2.4 DI (FAA_ , FAB_ , FAC_ , FAD_ )	66	01/00→05/06						
2.4 DI [RWD] (FAA_ , FAB_ , FAC_ , FAD_ )	55	01/00→05/06						
2.4 DI [RWD] (FAA_ , FAB_ , FAC_ , FAD_ )	88	01/00→05/06						
2.4 TDCi	101	03/04→05/06						
2.4 TDE	85	03/04→05/06						
2.3	105	03/01→03/06	➔	04/01→		03.0137-9268.2	669268	
2.3	107	03/01→03/06						
2.4 TD Allrad	55	08/00→08/03	➔			03.0137-9268.2	669268	
↓								











	kw					! #		
<b>FORD - TRANSIT Kasten (FA_) 01/00→05/06</b>								
<b>Zubehörsatz, Bremsbacken</b>								
2.4 TDi	88	08/00→08/03	➡				03.0137-9268.2 669268	
2.4 TDE	92	07/01→05/06	➡	11/01→ 04/06			03.0137-9268.2 669268	
<b> Bremstrommel</b>								
2.0 DI (FAE_, FAF_, FAG_) 2.0 DI (FAE_, FAF_, FAG_) 2.0 DI (FAE_, FAF_, FAG_) 2.0 TDCi	55 63 74 92	08/00→05/06 08/00→05/06 08/00→05/06 08/02→05/06	➡	→ 04/06; Baumuster: 260/280/300			24.0225-4016.1 480171	Ø 254,0 x 60 / 256
2.3 2.3	105 107	03/01→03/06 03/01→03/06	➡	04/01→; Baumuster: 260/280/300			24.0225-4016.1 480171	Ø 254,0 x 60 / 256
2.3 16V [RWD] (FAA_, FAB_, FAC_) 2.4 DI (FAA_, FAB_, FAC_, FAD_) 2.4 DI [RWD] (FAA_, FAB_, FAC_, FAD_) 2.4 DI [RWD] (FAA_, FAB_, FAC_, FAD_)	107 66 55 88	04/01→05/06 01/00→05/06 01/00→05/06 01/00→05/06	➡	→ 04/06; mit Einfachbereifung			24.0228-0004.1 480173	Ø 280,0 x 80,5 / 282
2.4 TD Allrad	55	08/00→08/03	➡	mit Einfachbereifung			24.0228-0004.1 480173	Ø 280,0 x 80,5 / 282
2.4 TDCi 2.4 TDE	101 85	03/04→05/06 03/04→05/06	➡	→ 04/06; Baumuster: 260/280/300			24.0225-4016.1 480171	Ø 254,0 x 60 / 256
			➡	→ 04/06; mit Einfachbereifung			24.0228-0004.1 480173	Ø 280,0 x 80,5 / 282
2.4 TDi	88	08/00→08/03	➡	Baumuster: 260/280/300			24.0225-4016.1 480171	Ø 254,0 x 60 / 256
2.4 TDE	92	07/01→05/06	➡	11/01→ 04/06; Baumuster: 260/280/300			24.0225-4016.1 480171	Ø 254,0 x 60 / 256
			➡	11/01→ 04/06; mit Einfachbereifung			24.0228-0004.1 480173	Ø 280,0 x 80,5 / 282
<b> Bremsbackensatz</b>								
2.0 DI (FAE_, FAF_, FAG_) 2.0 DI (FAE_, FAF_, FAG_) 2.0 DI (FAE_, FAF_, FAG_) 2.0 TDCi	55 63 74 92	08/00→05/06 08/00→05/06 08/00→05/06 08/02→05/06	➡	→ 04/06			03.0137-0427.2 650427 03.0520-1125.3 691125	Ø 254 x 52 + HEB Ø 254 x 52 Ø 25,4 + RZ / + Zub TopKit
2.3 2.3	105 107	03/01→03/06 03/01→03/06	➡	04/01→			03.0137-0427.2 650427 03.0520-1225.3 691225	Ø 254 x 52 + HEB Ø 280 x 65 Ø 25,4 + RZ / + Zub TopKit
2.3 16V [RWD] (FAA_, FAB_, FAC_) 2.4 DI (FAA_, FAB_, FAC_, FAD_) 2.4 DI [RWD] (FAA_, FAB_, FAC_, FAD_) 2.4 DI [RWD] (FAA_, FAB_, FAC_, FAD_)	107 66 55 88	04/01→05/06 01/00→05/06 01/00→05/06 01/00→05/06	➡	→ 04/06			03.0137-0411.2 650411 03.0520-1225.3 691225	Ø 280 x 65 + HEB Ø 280 x 65 Ø 25,4 + RZ / + Zub TopKit
2.4 TD Allrad	55	08/00→08/03	➡				03.0137-0411.2 650411 03.0520-1225.3 691225	Ø 280 x 65 + HEB Ø 280 x 65 Ø 25,4 + RZ / + Zub TopKit
2.4 TDCi 2.4 TDE	101 85	03/04→05/06 03/04→05/06	➡	→ 04/06			03.0137-0411.2 650411 03.0137-0427.2 650427 03.0520-1225.3 691225	Ø 280 x 65 + HEB Ø 254 x 52 + HEB Ø 280 x 65 Ø 25,4 + RZ / + Zub TopKit
2.4 TDi	88	08/00→08/03	➡				03.0137-0427.2 650427 03.0520-1225.3 691225	Ø 254 x 52 + HEB Ø 280 x 65 Ø 25,4 + RZ / + Zub TopKit
2.4 TDE	92	07/01→05/06	➡	11/01→ 04/06			03.0137-0411.2 650411 03.0137-0427.2 650427 03.0520-1225.3 691225	Ø 280 x 65 + HEB Ø 254 x 52 + HEB Ø 280 x 65 Ø 25,4 + RZ / + Zub TopKit
<b>FORD - TRANSIT Pritsche/Fahrgestell 04/06→08/14</b>								
<b> Radbremszylinder</b>								
2.2 TDCi 2.2 TDCi 2.2 TDCi	63 81 96	04/06→08/14 04/06→08/14 04/06→08/14	➡	05/06→ 04/14			24.3225-1103.3 020346	Ø 25,4 GG
2.2 TDCi 2.2 TDCi 2.2 TDCi	74 85 92	10/11→08/14 10/08→08/14 10/11→08/14	➡	→ 04/14			24.3225-1103.3 020346	Ø 25,4 GG
2.2 TDCi	103	10/07→09/11	➡				24.3225-1103.3 020346	Ø 25,4 GG
↓								


































	kw			 	! #		
<b>FORD - TRANSIT Pritsche/Fahrgestell 04/06→08/14</b>							
<b>Zubehörsatz, Bremsbacken</b>							
2.2 TDCi	63	04/06→08/14	➔	05/06→ 04/14		03.0137-9268.2	669268
2.2 TDCi	81	04/06→08/14					
2.2 TDCi	96	04/06→08/14					
2.2 TDCi	74	10/11→08/14	➔	→ 04/14		03.0137-9268.2	669268
2.2 TDCi	85	10/08→08/14					
2.2 TDCi	92	10/11→08/14					
2.2 TDCi	103	10/07→09/11	➔			03.0137-9268.2	669268
<b> Bremstrommel</b>							
2.2 TDCi	63	04/06→08/14	➔	05/06→ 04/14		24.0225-4016.1	480171
2.2 TDCi	81	04/06→08/14					Ø 254,0 x 60 / 256
2.2 TDCi	96	04/06→08/14					
2.2 TDCi	74	10/11→08/14	➔	→ 04/14		24.0225-4016.1	480171
2.2 TDCi	85	10/08→08/14					Ø 254,0 x 60 / 256
2.2 TDCi	92	10/11→08/14					
2.2 TDCi	103	10/07→09/11	➔			24.0225-4016.1	480171
							Ø 254,0 x 60 / 256
<b> Bremsbackensatz</b>							
2.2 TDCi	63	04/06→08/14	➔	05/06→ 04/14		03.0137-0427.2	650427
2.2 TDCi	81	04/06→08/14				03.0520-1125.3	691125
2.2 TDCi	96	04/06→08/14					Ø 254 x 52 + HEB
2.2 TDCi	74	10/11→08/14	➔	→ 04/14		03.0137-0427.2	650427
2.2 TDCi	85	10/08→08/14				03.0520-1125.3	691125
2.2 TDCi	92	10/11→08/14					Ø 254 x 52 Ø 25,4 + RZ / + Zub TopKit
2.2 TDCi	103	10/07→09/11	➔			03.0137-0427.2	650427
						03.0520-1125.3	691125
							Ø 254 x 52 + HEB
							Ø 254 x 52 Ø 25,4 + RZ / + Zub TopKit
<b>FORD - TRANSIT Pritsche/Fahrgestell (E_ _) 08/94→07/00</b>							
<b> Radbremszylinder</b>							
2.0 (EME/L/S, ENE/L/S)	84	08/94→03/00	➔	Baumuster: 80/100S/100L/115/120		24.3222-1124.3	020344
			➔	Baumuster: 190/190A/190EF		24.3225-1103.3	020346
							Ø 22,2 GG
2.5 DI (EME/L/S, ENE/L/S)	56	08/94→03/00	➔	Baumuster: 80/100S/100L/115 / 120/130/150S/150		24.3220-1121.3	020343
2.5 DI (EML, ENE/L)	85	05/99→03/00	➔	Baumuster: 190/190A/190EF		24.3225-1103.3	020346
2.5 DI (EML/S, ENL/S)	51	08/94→03/00					Ø 25,4 GG
2.5 TD (EME/L/S, ENE/L/S)	63	08/94→03/00					
2.5 TD (EME/L/S, ENE/L/S)	74	08/94→03/00					
2.5 TD (EME/L/S, ENE/L/S)	55	10/98→07/00	➔	→ 03/00; Baumuster: 80/100S/100L/115 / 120/130/150S/150		24.3220-1121.3	020343
			➔	→ 03/00; Baumuster: 190/190A/190EF		24.3225-1103.3	020346
							Ø 20,64 GG
							Ø 25,4 GG
<b>Zubehörsatz, Bremsbacken</b>							
2.0 (EME/L/S, ENE/L/S)	84	08/94→03/00	➔	Baumuster: 80/100S/100L/115/120; für Einfachbereifung		03.0137-9193.2	669193
2.5 DI (EME/L/S, ENE/L/S)	56	08/94→03/00	➔	Baumuster: 130/150S/150L / 190/190A/190EF; für Doppelbereifung		03.0137-9194.2	669194
2.5 DI (EML, ENE/L)	85	05/99→03/00	➔				Ø 254x52
2.5 DI (EML/S, ENL/S)	51	08/94→03/00					Ø 280x65
2.5 TD (EME/L/S, ENE/L/S)	63	08/94→03/00					
2.5 TD (EME/L/S, ENE/L/S)	74	08/94→03/00					
2.5 TD (EME/L/S, ENE/L/S)	55	10/98→07/00	➔	→ 03/00; Baumuster: 80/100S/100L/115/120; für Einfachbereifung		03.0137-9193.2	669193
			➔	→ 03/00; Baumuster: 130/150S/150L / 190/190A/190EF; für Doppelbereifung		03.0137-9194.2	669194
							Ø 254x52
							Ø 280x65
<b> Bremstrommel</b>							
2.0 (EME/L/S, ENE/L/S)	84	08/94→03/00	➔	Baumuster: 80/100S/100L/115/120; für Einfachbereifung		24.0225-4004.1	480069
2.5 DI (EME/L/S, ENE/L/S)	56	08/94→03/00	➔	Baumuster: 130/150S/150L / 190/190A/190EF; für Doppelbereifung		24.0228-0001.1	480068
2.5 DI (EML, ENE/L)	85	05/99→03/00	➔				Ø 254,0 x 57,5 / 256
2.5 DI (EML/S, ENL/S)	51	08/94→03/00					Ø 280,0 x 75,5 / 282
2.5 TD (EME/L/S, ENE/L/S)	63	08/94→03/00					
2.5 TD (EME/L/S, ENE/L/S)	74	08/94→03/00					
↓							
















	kw			 	! #		
<b>FORD - TRANSIT Pritsche/Fahrgestell (E_ _) 08/94→07/00</b>							
<b>Bremstrommel</b>							
2.5 TD (EME/L/S, ENE/L/S)	55	10/98→07/00	➔	→ 03/00; Baumuster: 80/100S/100L/115/120; für Einfachbereifung		24.0225-4004.1 480069	Ø 254,0 x 57,5 / 256
			➔	→ 03/00; Baumuster: 130/150S/150L / 190/190A/ 190EF; für Doppelbereifung		24.0228-0001.1 480068	Ø 280,0 x 75,5 / 282
<b>Bremsbackensatz</b>							
2.0 (EME/L/S, ENE/L/S)	84	08/94→03/00	➔	Baumuster: 80/100S/100L/115/120; für Einfachbereifung		03.0137-0331.2 650331	Ø 254 x 52
2.5 DI (EME/L/S, ENE/L/S)	56	08/94→03/00	➔	Baumuster: 130/150S/150L / 190/190A/ 190EF; für Doppelbereifung		03.0137-0332.2 650332	Ø 280 x 65
2.5 DI (EML, ENE/L)	85	05/99→03/00	➔				
2.5 DI (EML/S, ENL/S)	51	08/94→03/00	➔				
2.5 TD (EME/L/S, ENE/L/S)	63	08/94→03/00	➔				
2.5 TD (EME/L/S, ENE/L/S)	74	08/94→03/00	➔				
2.5 TD (EME/L/S, ENE/L/S)	55	10/98→07/00	➔	→ 03/00; Baumuster: 80/100S/100L/115/120; für Einfachbereifung		03.0137-0331.2 650331	Ø 254 x 52
			➔	→ 03/00; Baumuster: 130/150S/150L / 190/190A/ 190EF; für Doppelbereifung		03.0137-0332.2 650332	Ø 280 x 65
<b>Seilzug, Feststellbremse</b>							
2.0 (EME/L/S, ENE/L/S)	84	08/94→03/00	➔	⚠; für Einfachbereifung; Trommelbremse	1	24.3727-0636.2 580636	L= 2.823
2.5 DI (EME/L/S, ENE/L/S)	56	08/94→03/00	➔	⚠; für Doppelbereifung; Trommelbremse	1	24.3727-0637.2 580637	L= 2.730
2.5 DI (EML, ENE/L)	85	05/99→03/00	➔				
2.5 DI (EML/S, ENL/S)	51	08/94→03/00	➔				
2.5 TD (EME/L/S, ENE/L/S)	63	08/94→03/00	➔				
2.5 TD (EME/L/S, ENE/L/S)	74	08/94→03/00	➔				
2.5 TD (EME/L/S, ENE/L/S)	55	10/98→07/00	➔	⚠; → 03/00; für Einfachbereifung; Trommelbremse	1	24.3727-0636.2 580636	L= 2.823
			➔	⚠; → 03/00; für Doppelbereifung; Trommelbremse	1	24.3727-0637.2 580637	L= 2.730
<b>FORD - TRANSIT Pritsche/Fahrgestell (FM_ _, FN_ _) 01/00→05/06</b>							
<b>Radbremszylinder</b>							
2.0 DI (F_E_ _, F_F_ _)	55	08/00→05/06	➔	→ 04/06		24.3225-1103.3 020346	Ø 25,4 GG
2.0 DI (F_E_ _, F_F_ _)	63	08/00→05/06	➔				
2.0 DI (F_E_ _, F_F_ _)	74	08/00→05/06	➔				
2.0 TDCi (F_E_ _, F_F_ _)	92	08/02→05/06	➔				
2.3 16V (F_A_ _, F_B_ _, F_C_ _, F_D_ _)	107	04/01→05/06	➔				
2.4 DI (F_A_ _, F_B_ _, F_C_ _, F_D_ _)	55	01/00→05/06	➔				
2.4 DI (F_A_ _, F_B_ _, F_C_ _, F_D_ _)	66	01/00→05/06	➔				
2.4 DI (F_A_ _, F_B_ _, F_C_ _, F_D_ _)	88	01/00→05/06	➔				
2.4 TDCi	101	03/04→05/06	➔				
2.4 TDE	85	03/04→05/06	➔				
2.3	105	03/01→03/06	➔			24.3225-1103.3 020346	Ø 25,4 GG
2.3 BiFuel	105	03/01→03/06	➔				
2.4 TDE	92	07/01→05/06	➔	11/01→ 04/06		24.3225-1103.3 020346	Ø 25,4 GG
<b>Zubehörsatz, Bremsbacken</b>							
2.0 DI (F_E_ _, F_F_ _)	55	08/00→05/06	➔	→ 04/06		03.0137-9268.2 669268	
2.0 DI (F_E_ _, F_F_ _)	63	08/00→05/06	➔				
2.0 DI (F_E_ _, F_F_ _)	74	08/00→05/06	➔				
2.0 TDCi (F_E_ _, F_F_ _)	92	08/02→05/06	➔				
2.3 16V (F_A_ _, F_B_ _, F_C_ _, F_D_ _)	107	04/01→05/06	➔				
2.4 DI (F_A_ _, F_B_ _, F_C_ _, F_D_ _)	55	01/00→05/06	➔				
2.4 DI (F_A_ _, F_B_ _, F_C_ _, F_D_ _)	66	01/00→05/06	➔				
2.4 DI (F_A_ _, F_B_ _, F_C_ _, F_D_ _)	88	01/00→05/06	➔				
2.4 TDCi	101	03/04→05/06	➔				
2.4 TDE	85	03/04→05/06	➔				
2.3	105	03/01→03/06	➔			03.0137-9268.2 669268	
2.3 BiFuel	105	03/01→03/06	➔				
2.4 TDE	92	07/01→05/06	➔	11/01→ 04/06		03.0137-9268.2 669268	
↓							














	kw					! #		
<b>FORD - TRANSIT Pritsche/Fahrgestell (FM_-, FN_-) 01/00→05/06</b>								
 <b>Bremstrommel</b>								
2.0 DI (F_E_, F_F_) 2.0 DI (F_E_, F_F_) 2.0 DI (F_E_, F_F_) 2.0 TDCi (F_E_, F_F_)	55 63 74 92	08/00→05/06 08/00→05/06 08/00→05/06 08/02→05/06	➔	→ 04/06; Baumuster: 260/280/300			24.0225-4016.1 480171	Ø 254,0 x 60 / 256
2.3 2.3 BiFuel	105 105	03/01→03/06 03/01→03/06	➔	mit Einfachbereifung			24.0228-0004.1 480173	Ø 280,0 x 80,5 / 282
2.3 16V (F_A_, F_B_, F_C_, F_D_) 2.4 DI (F_A_, F_B_, F_C_, F_D_) 2.4 DI (F_A_, F_B_, F_C_, F_D_) 2.4 DI (F_A_, F_B_, F_C_, F_D_) 2.4 TDCi 2.4 TDE	107 55 66 88 101 85	04/01→05/06 01/00→05/06 01/00→05/06 01/00→05/06 03/04→05/06 03/04→05/06	➔	→ 04/06; mit Einfachbereifung			24.0228-0004.1 480173	Ø 280,0 x 80,5 / 282
2.4 TDE	92	07/01→05/06	➔	11/01→ 04/06; mit Einfachbereifung			24.0228-0004.1 480173	Ø 280,0 x 80,5 / 282
 <b>Bremsbackensatz</b>								
2.0 DI (F_E_, F_F_) 2.0 DI (F_E_, F_F_) 2.0 DI (F_E_, F_F_) 2.0 TDCi (F_E_, F_F_)	55 63 74 92	08/00→05/06 08/00→05/06 08/00→05/06 08/02→05/06	➔	→ 04/06			03.0137-0427.2 650427 03.0520-1125.3 691125	Ø 254 x 52 + HEB Ø 254 x 52 Ø 25,4 + RZ / + Zub TopKit
2.3 2.3 BiFuel	105 105	03/01→03/06 03/01→03/06	➔				03.0137-0411.2 650411 03.0520-1225.3 691225	Ø 280 x 65 + HEB Ø 280 x 65 Ø 25,4 + RZ / + Zub TopKit
2.3 16V (F_A_, F_B_, F_C_, F_D_) 2.4 DI (F_A_, F_B_, F_C_, F_D_) 2.4 DI (F_A_, F_B_, F_C_, F_D_) 2.4 DI (F_A_, F_B_, F_C_, F_D_) 2.4 TDCi 2.4 TDE	107 55 66 88 101 85	04/01→05/06 01/00→05/06 01/00→05/06 01/00→05/06 03/04→05/06 03/04→05/06	➔	→ 04/06			03.0137-0411.2 650411 03.0520-1225.3 691225	Ø 280 x 65 + HEB Ø 280 x 65 Ø 25,4 + RZ / + Zub TopKit
2.4 TDE	92	07/01→05/06	➔	11/01→ 04/06			03.0137-0411.2 650411 03.0520-1225.3 691225	Ø 280 x 65 + HEB Ø 280 x 65 Ø 25,4 + RZ / + Zub TopKit
<b>FORD - TRANSIT TOURNEO 07/06→08/14</b>								
 <b>Radbremszylinder</b>								
2.2 TDCi 2.2 TDCi 2.2 TDCi 2.2 TDCi	81 85 96 103	07/06→08/14 10/08→08/14 07/06→08/14 10/07→08/14	➔	→ 04/14			24.3225-1103.3 020346	Ø 25,4 GG
<b>Zubehörsatz, Bremsbacken</b>								
2.2 TDCi 2.2 TDCi 2.2 TDCi 2.2 TDCi	81 85 96 103	07/06→08/14 10/08→08/14 07/06→08/14 10/07→08/14	➔	→ 04/14			03.0137-9268.2 669268	
 <b>Bremstrommel</b>								
2.2 TDCi 2.2 TDCi 2.2 TDCi 2.2 TDCi	81 85 96 103	07/06→08/14 10/08→08/14 07/06→08/14 10/07→08/14	➔	→ 04/14			24.0225-4016.1 480171	Ø 254,0 x 60 / 256
 <b>Bremsbackensatz</b>								
2.2 TDCi 2.2 TDCi 2.2 TDCi 2.2 TDCi	81 85 96 103	07/06→08/14 10/08→08/14 07/06→08/14 10/07→08/14	➔	→ 04/14			03.0137-0427.2 650427 03.0520-1125.3 691125	Ø 254 x 52 + HEB Ø 254 x 52 Ø 25,4 + RZ / + Zub TopKit
<b>FORD - TRANSIT TOURNEO 08/94→12/00</b>								
 <b>Radbremszylinder</b>								
2.0	84	11/94→12/00	➔	09/95→ 03/00; Baumuster: 80/100S/100L/115/120			24.3222-1124.3 020344	Ø 22,2 GG
			➔	09/95→ 03/00; Baumuster: 190/190A/190EF			24.3225-1103.3 020346	Ø 25,4 GG
2.4 D	55	08/94→06/00	➔	→ 03/00			24.3220-1121.3 020343	Ø 20,64 GG
2.5 DI 2.5 DI 2.5 TD ↓	51 56 74	11/94→12/00 11/94→12/00 04/98→12/00	➔	→ 03/00; Baumuster: 80/100S/100L/115 / 120/130/150S/150			24.3220-1121.3 020343	Ø 20,64 GG

	kw			 	! #		
<b>FORD - TRANSIT TOURNEO 08/94 → 12/00</b>							
<b> Radbremszylinder</b>							
2.5 DI	51	11/94 → 12/00	➔	→ 03/00; Baumuster: 190/190A/190EF	24.3225-1103.3	020346	Ø 25,4 GG
2.5 DI	56	11/94 → 12/00					
2.5 TD	74	04/98 → 12/00					
2.5 TD	63	11/94 → 12/00	➔	01/95 → 03/00; Baumuster: 80/100S/100L/115 / 120/130/150S/150	24.3220-1121.3	020343	Ø 20,64 GG
			➔	01/95 → 03/00; Baumuster: 190/190A/190EF	24.3225-1103.3	020346	Ø 25,4 GG
<b>Zubehörsatz, Bremsbacken</b>							
2.0	84	11/94 → 12/00	➔	09/95 → 03/00; Baumuster: 80/100S/100L/115/120; für Einfachbereifung	03.0137-9193.2	669193	Ø 254x52
			➔	09/95 → 03/00; Baumuster: 130/150S/150L / 190/190A/ 190EF; für Doppelbereifung	03.0137-9194.2	669194	Ø 280x65
2.4 D	55	08/94 → 06/00	➔	→ 03/00; für Einfachbereifung	03.0137-9193.2	669193	Ø 254x52
			➔	→ 03/00; für Doppelbereifung	03.0137-9194.2	669194	Ø 280x65
2.5 DI	51	11/94 → 12/00	➔	→ 03/00; Baumuster: 80/100S/100L/115/120; für Einfachbereifung	03.0137-9193.2	669193	Ø 254x52
2.5 DI	56	11/94 → 12/00					
2.5 TD	74	04/98 → 12/00					
			➔	→ 03/00; Baumuster: 130/150S/150L / 190/190A/ 190EF; für Doppelbereifung	03.0137-9194.2	669194	Ø 280x65
2.5 TD	63	11/94 → 12/00	➔	01/95 → 03/00; Baumuster: 80/100S/100L/115/120; für Einfachbereifung	03.0137-9193.2	669193	Ø 254x52
			➔	01/95 → 03/00; Baumuster: 130/150S/150L / 190/190A/ 190EF; für Doppelbereifung	03.0137-9194.2	669194	Ø 280x65
<b> Bremstrommel</b>							
2.0	84	11/94 → 12/00	➔	09/95 → 03/00; Baumuster: 80/100S/100L/115/120; für Einfachbereifung	24.0225-4004.1	480069	Ø 254,0 x 57,5 / 256
			➔	09/95 → 03/00; Baumuster: 130/150S/150L / 190/190A/ 190EF; für Doppelbereifung	24.0228-0001.1	480068	Ø 280,0 x 75,5 / 282
2.4 D	55	08/94 → 06/00	➔	→ 03/00; für Einfachbereifung	24.0225-4004.1	480069	Ø 254,0 x 57,5 / 256
			➔	→ 03/00; für Doppelbereifung	24.0228-0001.1	480068	Ø 280,0 x 75,5 / 282
2.5 DI	51	11/94 → 12/00	➔	→ 03/00; Baumuster: 80/100S/100L/115/120; für Einfachbereifung	24.0225-4004.1	480069	Ø 254,0 x 57,5 / 256
2.5 DI	56	11/94 → 12/00					
2.5 TD	74	04/98 → 12/00					
			➔	→ 03/00; Baumuster: 130/150S/150L / 190/190A/ 190EF; für Doppelbereifung	24.0228-0001.1	480068	Ø 280,0 x 75,5 / 282
2.5 TD	63	11/94 → 12/00	➔	01/95 → 03/00; Baumuster: 80/100S/100L/115/120; für Einfachbereifung	24.0225-4004.1	480069	Ø 254,0 x 57,5 / 256
			➔	01/95 → 03/00; Baumuster: 130/150S/150L / 190/190A/ 190EF; für Doppelbereifung	24.0228-0001.1	480068	Ø 280,0 x 75,5 / 282
<b> Bremsbackensatz</b>							
2.0	84	11/94 → 12/00	➔	09/95 → 03/00; Baumuster: 80/100S/100L/115/120; für Einfachbereifung	03.0137-0331.2	650331	Ø 254 x 52
			➔	09/95 → 03/00; Baumuster: 130/150S/150L / 190/190A/ 190EF; für Doppelbereifung	03.0137-0332.2	650332	Ø 280 x 65
2.4 D	55	08/94 → 06/00	➔	→ 03/00; für Einfachbereifung	03.0137-0331.2	650331	Ø 254 x 52
			➔	→ 03/00; für Doppelbereifung	03.0137-0332.2	650332	Ø 280 x 65
2.5 DI	51	11/94 → 12/00	➔	→ 03/00; Baumuster: 80/100S/100L/115/120; für Einfachbereifung	03.0137-0331.2	650331	Ø 254 x 52
2.5 DI	56	11/94 → 12/00					
2.5 TD	74	04/98 → 12/00					
			➔	→ 03/00; Baumuster: 130/150S/150L / 190/190A/ 190EF; für Doppelbereifung	03.0137-0332.2	650332	Ø 280 x 65
2.5 TD	63	11/94 → 12/00	➔	01/95 → 03/00; Baumuster: 80/100S/100L/115/120; für Einfachbereifung	03.0137-0331.2	650331	Ø 254 x 52
			➔	01/95 → 03/00; Baumuster: 130/150S/150L / 190/190A/ 190EF; für Doppelbereifung	03.0137-0332.2	650332	Ø 280 x 65
↓							

















	kW					! #		
<b>FORD - TRANSIT TOURNEO 08/94→12/00</b>								
 <b>Seilzug, Feststellbremse</b>								
2.0	84	11/94→12/00	➡	⬇️; 09/95→03/00; für Einfachbereifung; Trommelbremse	1	24.3727-0636.2	580636	L= 2.823
			➡	⬇️; 09/95→03/00; für Doppelbereifung; Trommelbremse	1	24.3727-0637.2	580637	L= 2.730
2.4 D	55	08/94→06/00	➡	⬇️; → 03/00; für Einfachbereifung; Trommelbremse	1	24.3727-0636.2	580636	L= 2.823
2.5 DI	51	11/94→12/00						
2.5 DI	56	11/94→12/00	➡	⬇️; → 03/00; für Doppelbereifung; Trommelbremse	1	24.3727-0637.2	580637	L= 2.730
2.5 TD	74	04/98→12/00						
2.5 TD	63	11/94→12/00	➡	⬇️; 01/95→03/00; für Einfachbereifung; Trommelbremse	1	24.3727-0636.2	580636	L= 2.823
			➡	⬇️; 01/95→03/00; für Doppelbereifung; Trommelbremse	1	24.3727-0637.2	580637	L= 2.730
<b>FSO - 126P 07/72→09/00</b>								
 <b>Radbremszylinder</b>								
650	18	07/81→09/00	←	→ 07/90		24.3223-0802.3	020286	Fiat Ø 23,81 GG
			➡	→ 07/90		24.3219-0801.3	020181	Fiat Ø 19,05 GG
<b>Zubehörsatz, Bremsbacken</b>								
650	18	07/81→09/00	←	→ 07/90		03.0137-9021.2	669021	Fiat
			➡	→ 07/90		03.0137-9021.2	669021	Fiat
 <b>Bremsbackensatz</b>								
650	18	07/81→09/00	←	→ 07/90		03.0137-0015.2	650015	Fiat Ø 185 x 31
			➡	→ 07/90		03.0137-0015.2	650015	Fiat Ø 185 x 31
<b>HONDA - ACCORD VII (CL, CN) 01/03→09/12</b>								
 <b>Bremsbackensatz, Feststellbremse</b>								
2.4	132	01/08→09/12		07/08→		03.0137-4019.2	654019	Ø 190 x 26 + Zub
<b>HONDA - ACCORD VIII (CP) 09/07→</b>								
 <b>Bremsbackensatz, Feststellbremse</b>								
2.4 (CP2)	136	02/08→		07/08→06/15		03.0137-4019.2	654019	Ø 190 x 26 + Zub
<b>HONDA - ACCORD VIII (CU) 06/08→</b>								
 <b>Bremsbackensatz, Feststellbremse</b>								
2.0 i (CU1)	115	06/08→06/15		07/08→		03.0137-4019.2	654019	Ø 190 x 26 + Zub
2.2 i-DTEC (CU3)	110	07/08→06/15				03.0137-4019.2	654019	Ø 190 x 26 + Zub
2.2 i-DTEC (CU3)	132	07/08→06/15						
2.4 i (CU2)	148	07/08→06/15						
2.4 i	133	07/08→		→ 06/15		03.0137-4019.2	654019	Ø 190 x 26 + Zub
<b>HONDA - ACCORD VIII TOURER (CW) 07/08→</b>								
 <b>Bremsbackensatz, Feststellbremse</b>								
2.0 i	110	07/08→		→ 06/15		03.0137-4019.2	654019	Ø 190 x 26 + Zub
2.0 i (CW1)	115	07/08→						
2.2 i-DTEC (CW3)	110	07/08→						
2.2 i-DTEC (CW3)	132	07/08→						
2.4 i (CW2)	148	07/08→						
<b>HONDA - ACCORD IX Stufenheck (CR) 09/12→</b>								
 <b>Bremsbackensatz, Feststellbremse</b>								
2.4	132	07/14→				03.0137-4019.2	654019	Ø 190 x 26 + Zub
<b>HONDA - ACCORD Coupe (CM) 07/03→</b>								
 <b>Bremsbackensatz, Feststellbremse</b>								
2.4	142	01/09→		07/08→06/15		03.0137-4019.2	654019	Ø 190 x 26 + Zub
<b>HONDA - CIVIC II Shuttle (EE) 01/88→02/95</b>								
<b>Zubehörsatz, Bremsbacken</b>								
1.6 i 16V 4WD (EE4)	81	01/88→02/95	➡	→ 08/91		03.0137-9097.2	669097	
















		kW						! #		
<b>HONDA - CIVIC V Coupe (EJ) 08/93→03/96</b>										
 <b>Radbremszylinder</b>										
1.5 i LSi (EJ2)	74	08/93→11/95	➡	☐; 01/94→				24.3219-1723.3	020427	Ø 19,05 ALU
			➡	☐; 01/94→				24.3219-1724.3	020428	Ø 19,05 ALU
1.6 i (EJ6)	77	01/94→11/95	➡	☐				24.3219-1723.3	020427	Ø 19,05 ALU
1.6 i Vtec	118	01/94→11/95	➡	☐				24.3219-1724.3	020428	Ø 19,05 ALU
1.6 i Vtec (EJ1)	92	01/94→03/96	➡	☐; → 12/95				24.3219-1723.3	020427	Ø 19,05 ALU
			➡	☐; → 12/95				24.3219-1724.3	020428	Ø 19,05 ALU
<b>Zubehörsatz, Bremsbacken</b>										
1.5 i LSi (EJ2)	74	08/93→11/95	➡	01/94→				03.0137-9097.2	669097	
1.6 i (EJ6)	77	01/94→11/95	➡					03.0137-9097.2	669097	
1.6 i Vtec	118	01/94→11/95	➡							
1.6 i Vtec (EJ1)	92	01/94→03/96	➡	→ 12/95				03.0137-9097.2	669097	
 <b>Bremsbackensatz</b>										
1.5 i LSi (EJ2)	74	08/93→11/95	➡	01/94→				03.0137-0294.2	650294	Ø 200 x 36
1.6 i (EJ6)	77	01/94→11/95	➡					03.0137-0294.2	650294	Ø 200 x 36
1.6 i Vtec	118	01/94→11/95	➡							
1.6 i Vtec (EJ1)	92	01/94→03/96	➡	→ 12/95				03.0137-0294.2	650294	Ø 200 x 36
<b>HONDA - CIVIC V Hatchback (EG) 10/91→11/95</b>										
 <b>Radbremszylinder</b>										
1.3 16V (EG3)	55	10/91→11/95	➡	☐; → 10/95				24.3219-1723.3	020427	Ø 19,05 ALU
1.5 i 16V (EG4)	66	10/91→11/95	➡							
1.5 i 16V (EG4)	69	10/91→11/95	➡	☐; → 10/95				24.3219-1724.3	020428	Ø 19,05 ALU
<b>Zubehörsatz, Bremsbacken</b>										
1.3 16V (EG3)	55	10/91→11/95	➡	→ 10/95				03.0137-9096.2	669096	
1.5 i 16V (EG4)	66	10/91→11/95	➡							
1.5 i 16V (EG4)	69	10/91→11/95	➡							
 <b>Bremstrommel</b>										
1.3 16V (EG3)	55	10/91→11/95	➡	→ 10/95				24.0218-0018.1	480063	Ø 180,0 x 38 / 181
1.5 i 16V (EG4)	66	10/91→11/95	➡							
1.5 i 16V (EG4)	69	10/91→11/95	➡							
 <b>Bremsbackensatz</b>										
1.3 16V (EG3)	55	10/91→11/95	➡	→ 10/95				03.0137-0284.2	650284	Ø 180 x 31
1.5 i 16V (EG4)	66	10/91→11/95	➡							
1.5 i 16V (EG4)	69	10/91→11/95	➡							
<b>HONDA - CIVIC V Stufenheck (EG, EH) 10/91→12/95</b>										
 <b>Radbremszylinder</b>										
1.5	66	10/93→12/95	➡	☐; → 10/95				24.3219-1723.3	020427	Ø 19,05 ALU
1.5	67	10/93→12/95	➡							
1.5 (EG8)	74	10/93→12/95	➡	☐; → 10/95				24.3219-1724.3	020428	Ø 19,05 ALU
1.5 i 16V (EG8)	69	10/91→11/95	➡							
1.6 4x4	92	01/92→10/95	➡	☐				24.3219-1723.3	020427	Ø 19,05 ALU
			➡	☐				24.3219-1724.3	020428	Ø 19,05 ALU
<b>Zubehörsatz, Bremsbacken</b>										
1.5	66	10/93→12/95	➡	→ 10/95				03.0137-9097.2	669097	
1.5	67	10/93→12/95	➡							
1.5 (EG8)	74	10/93→12/95	➡							
1.5 i 16V (EG8)	69	10/91→11/95	➡							
1.6 4x4	92	01/92→10/95	➡					03.0137-9097.2	669097	
 <b>Bremsbackensatz</b>										
1.5	66	10/93→12/95	➡	→ 10/95				03.0137-0294.2	650294	Ø 200 x 36
1.5	67	10/93→12/95	➡							
1.5 (EG8)	74	10/93→12/95	➡							
1.5 i 16V (EG8)	69	10/91→11/95	➡							
1.6 4x4	92	01/92→10/95	➡					03.0137-0294.2	650294	Ø 200 x 36
<b>HONDA - CIVIC VI Aerodeck (MB, MC) 04/98→02/01</b>										
 <b>Radbremszylinder</b>										
1.4 16V (MB8)	55	04/98→02/01	➡	- ABS				24.3219-1743.3	020485	Ø 19,05 ALU
1.4 16V (MB8)	66	04/98→02/01	➡							
1.5 16V (MB9)	84	04/98→02/01	➡							
↓										
















	kW					! #		
<b>HONDA - CIVIC VI Aerodeck (MB, MC) 04/98→02/01</b>								
 <b>Bremstrommel</b>								
1.4 16V (MB8)	55	04/98→02/01	➔	- ABS		24.0220-3016.1	480107	∅ 203,0 x 45,5 / 204
1.4 16V (MB8)	66	04/98→02/01						
1.5 16V (MB9)	84	04/98→02/01						
 <b>Bremsbackensatz</b>								
1.4 16V (MB8)	55	04/98→02/01	➔	- ABS		03.0137-0339.2	650339	∅ 203 x 38
1.4 16V (MB8)	66	04/98→02/01				03.0420-4519.3	684519	∅ 203 x 38 ∅ 19,05 + RZ / + Zub Kit
1.5 16V (MB9)	84	04/98→02/01						
<b>HONDA - CIVIC VI Coupe (EJ, EM1) 03/96→12/00</b>								
 <b>Radbremszylinder</b>								
1.6	79	05/96→04/99	➔			24.3219-1723.3	020427	∅ 19,05 ALU
1.6 i	77	03/96→03/00						
1.6 i Vtec	92	03/96→03/00	➔			24.3219-1724.3	020428	∅ 19,05 ALU
<b>Zubehörsatz, Bremsbacken</b>								
1.6	79	05/96→04/99	➔			03.0137-9097.2	669097	
1.6 i	77	03/96→03/00						
1.6 i Vtec	92	03/96→03/00						
 <b>Bremsbackensatz</b>								
1.6	79	05/96→04/99	➔			03.0137-0294.2	650294	∅ 200 x 36
1.6 i	77	03/96→03/00						
1.6 i Vtec	92	03/96→03/00						
<b>HONDA - CIVIC VI Fastback (MA, MB) 09/94→02/01</b>								
 <b>Radbremszylinder</b>								
1.4 i (MA8, MB2)	55	09/95→02/01	➔	01/97→; - ABS		24.3219-1743.3	020485	∅ 19,05 ALU
1.4 i (MA8, MB2)	66	09/94→02/01	➔	01/96→ 12/96; - ABS		24.3219-1743.3	020485	∅ 19,05 ALU
1.5 i Vtec-E (MA9)	66	09/94→01/97						
1.5 16V (MB3)	84	01/97→02/01	➔	- ABS		24.3219-1743.3	020485	∅ 19,05 ALU
2.0 i TD (MB7)	63	01/97→02/01	➔			24.3219-1743.3	020485	∅ 19,05 ALU
2.0 TDiC (MB7)	74	11/98→10/00						
2.0 TDiC (MB7)	77	11/98→10/00						
<b>Zubehörsatz, Bremsbacken</b>								
1.4 i (MA8, MB2)	66	09/94→02/01	➔	→ 12/95; - ABS		03.0137-9221.2	669221	
1.5 i Vtec-E (MA9)	66	09/94→01/97						
 <b>Bremstrommel</b>								
1.4 i (MA8, MB2)	66	09/94→02/01	➔	→ 12/96; - ABS		24.0220-3016.1	480107	∅ 203,0 x 45,5 / 204
1.5 i Vtec-E (MA9)	66	09/94→01/97						
1.5 16V (MB3)	84	01/97→02/01	➔	02/97→		24.0220-3016.1	480107	∅ 203,0 x 45,5 / 204
2.0 i TD (MB7)	63	01/97→02/01	➔			24.0220-3016.1	480107	∅ 203,0 x 45,5 / 204
2.0 TDiC (MB7)	74	11/98→10/00						
2.0 TDiC (MB7)	77	11/98→10/00						
 <b>Bremsbackensatz</b>								
1.4 i (MA8, MB2)	55	09/95→02/01	➔	11/98→; - ABS		03.0137-0339.2	650339	∅ 203 x 38
1.5 16V (MB3)	84	01/97→02/01						
1.4 i (MA8, MB2)	66	09/94→02/01	➔	→ 12/95; - ABS		03.0137-0339.2	650339	∅ 203 x 38
1.5 i Vtec-E (MA9)	66	09/94→01/97				03.0420-3719.3	683719	TRW ∅ 203 x 38 ∅ 19,05 + RZ / + Zub Kit
			➔	01/96→ 12/96; - ABS		03.0137-0339.2	650339	∅ 203 x 38
						03.0420-4519.3	684519	∅ 203 x 38 ∅ 19,05 + RZ / + Zub Kit
<b>HONDA - CIVIC VI Hatchback (EJ, EK) 10/95→02/01</b>								
 <b>Radbremszylinder</b>								
1.4 i (EJ9)	55	11/95→02/01	➔	☐; → 01/01		24.3219-1723.3	020427	∅ 19,05 ALU
1.4 i S (EJ9)	66	11/95→02/01						
1.4 LPG	66	01/97→02/01	➔	☐; → 01/01		24.3219-1724.3	020428	∅ 19,05 ALU
1.5 i (EK3)	84	11/95→02/01						
1.6 i (EK1)	84	11/95→02/01						
1.5	66	11/95→12/96	➔	☐		24.3219-1723.3	020427	∅ 19,05 ALU
1.6	92	11/98→10/00	➔	☐		24.3219-1724.3	020428	∅ 19,05 ALU
1.6	93	10/95→09/00	➔	☐; 01/96→		24.3219-1723.3	020427	∅ 19,05 ALU
			➔	☐; 01/96→		24.3219-1724.3	020428	∅ 19,05 ALU
2.0 TDiC	77	11/98→10/00	➔			24.3219-1743.3	020485	∅ 19,05 ALU
↓								

















	kw					! #		
<b>HONDA - CIVIC VI Hatchback (EJ, EK) 10/95→02/01</b>								
<b>Zubehörsatz, Bremsbacken</b>								
1.4 i (EJ9)	55	11/95→02/01	➡	→ 01/01; - ABS			03.0137-9096.2 669096	
			➡	→ 01/01; + ABS			03.0137-9097.2 669097	
1.4 i S (EJ9)	66	11/95→02/01	➡	→ 01/01			03.0137-9097.2 669097	
1.4 LPG	66	01/97→02/01						
1.5 i (EK3)	84	11/95→02/01						
1.6 i (EK1)	84	11/95→02/01						
1.5	66	11/95→12/96	➡				03.0137-9097.2 669097	
1.6	92	11/98→10/00						
1.6	93	10/95→09/00	➡	01/96→			03.0137-9097.2 669097	
<b> Bremstrommel</b>								
1.4 i (EJ9)	55	11/95→02/01	➡	→ 01/01; - ABS			24.0218-0018.1 480063	Ø 180,0 x 38 / 181
2.0 TDiC	77	11/98→10/00	➡				24.0220-3016.1 480107	Ø 203,0 x 45,5 / 204
<b> Bremsbackensatz</b>								
1.4 i (EJ9)	55	11/95→02/01	➡	→ 01/01; - ABS			03.0137-0284.2 650284	Ø 180 x 31
			➡	→ 01/01; + ABS			03.0137-0294.2 650294	Ø 200 x 36
1.4 i S (EJ9)	66	11/95→02/01	➡	→ 01/01			03.0137-0294.2 650294	Ø 200 x 36
1.4 LPG	66	01/97→02/01						
1.5 i (EK3)	84	11/95→02/01						
1.6 i (EK1)	84	11/95→02/01						
1.5	66	11/95→12/96	➡				03.0137-0294.2 650294	Ø 200 x 36
1.6	92	11/98→10/00						
1.6	93	10/95→09/00	➡	01/96→			03.0137-0294.2 650294	Ø 200 x 36
<b>HONDA - CIVIC VI Stufenheck (EJ, EK) 06/95→03/01</b>								
<b> Radbremszylinder</b>								
1.4	55	11/95→10/98	➡	☐			24.3219-1723.3 020427	Ø 19,05 ALU
			➡	☐			24.3219-1724.3 020428	Ø 19,05 ALU
1.4 i (EJ9)	66	11/95→02/01	➡	☐; → 01/01			24.3219-1723.3 020427	Ø 19,05 ALU
1.5 i (EK3)	84	11/95→02/01						
1.6 i Vtec	92	11/95→02/01	➡	☐; → 01/01			24.3219-1724.3 020428	Ø 19,05 ALU
1.5 i	66	10/95→03/01	➡	☐; 11/95→ 01/01			24.3219-1723.3 020427	Ø 19,05 ALU
			➡	☐; 11/95→ 01/01			24.3219-1724.3 020428	Ø 19,05 ALU
1.6	93	10/95→12/00	➡	☐; 01/96→			24.3219-1723.3 020427	Ø 19,05 ALU
			➡	☐; 01/96→			24.3219-1724.3 020428	Ø 19,05 ALU
<b>Zubehörsatz, Bremsbacken</b>								
1.4	55	11/95→10/98	➡	- ABS			03.0137-9096.2 669096	
			➡	+ ABS			03.0137-9097.2 669097	
1.4 i (EJ9)	66	11/95→02/01	➡	→ 01/01			03.0137-9097.2 669097	
1.5 i (EK3)	84	11/95→02/01						
1.6 i Vtec	92	11/95→02/01						
1.5 i	66	10/95→03/01	➡	11/95→ 01/01			03.0137-9097.2 669097	
1.6	93	10/95→12/00	➡	01/96→			03.0137-9097.2 669097	
<b> Bremstrommel</b>								
1.4	55	11/95→10/98	➡	- ABS			24.0218-0018.1 480063	Ø 180,0 x 38 / 181
<b> Bremsbackensatz</b>								
1.4	55	11/95→10/98	➡	- ABS			03.0137-0284.2 650284	Ø 180 x 31
			➡	+ ABS			03.0137-0294.2 650294	Ø 200 x 36
1.4 i (EJ9)	66	11/95→02/01	➡	→ 01/01			03.0137-0294.2 650294	Ø 200 x 36
1.5 i (EK3)	84	11/95→02/01						
1.6 i Vtec	92	11/95→02/01						
1.5 i	66	10/95→03/01	➡	11/95→ 01/01			03.0137-0294.2 650294	Ø 200 x 36
1.6	93	10/95→12/00	➡	01/96→			03.0137-0294.2 650294	Ø 200 x 36
<b>HONDA - CIVIC VII Hatchback (EU, EP, EV) 03/99→02/06</b>								
<b> Bremsbackensatz</b>								
1.4 i	55	02/01→09/05	➡				03.0137-0287.2 650287	Ø 220 x 36
1.6 i	81	02/01→09/05	➡				03.0137-0294.2 650294	Ø 200 x 36
↓								

























	kW			 	! #		
<b>HONDA - CIVIC VII Hatchback (EU, EP, EV) 03/99→02/06</b>							
 <b>Seilzug, Feststellbremse</b>							
1.7 CTDi	74	01/02→09/05	➡	<input type="checkbox"/> ; Scheibenbremse		24.3727-1605.2 581605	L= 1.963
2.0 i Sport	118	09/01→09/05	➡	<input type="checkbox"/> ; 01/04→; Scheibenbremse		24.3727-1605.2 581605	L= 1.963
<b>HONDA - CIVIC VII Stufenheck (ES, ET) 10/00→04/06</b>							
<b>Zubehörsatz, Bremsbacken</b>							
1.4 (ES4)	66	12/00→09/05	➡	02/01→; für Rechtslenker		03.0137-9190.2 669190	
 <b>Bremsbackensatz</b>							
1.3 IMA (ES9)	61	10/03→09/05	➡	01/04→		03.0137-0287.2 650287	Ø 220 x 36
			➡	01/04→		03.0137-0294.2 650294	Ø 200 x 36
1.4 (ES4)	66	12/00→09/05	➡	02/01→; für Rechtslenker		03.0137-0287.2 650287	Ø 220 x 36
			➡	02/01→		03.0137-0294.2 650294	Ø 200 x 36
1.6	81	02/01→09/05	➡	04/01→ 10/04		03.0137-0294.2 650294	Ø 200 x 36
1.6	84	02/01→09/05	➡				
 <b>Seilzug, Feststellbremse</b>							
1.4 (ES4)	66	12/00→09/05	➡	<input type="checkbox"/> ; 02/01→; für Linkslenker; Scheibenbremse		24.3727-1605.2 581605	L= 1.963
1.6	81	02/01→09/05	➡	<input type="checkbox"/> ; Scheibenbremse		24.3727-1605.2 581605	L= 1.963
1.6	84	02/01→09/05	➡				
2.0 (ET1)	118	10/03→09/05	➡	<input type="checkbox"/> ; 01/04→; Scheibenbremse		24.3727-1605.2 581605	L= 1.963
<b>HONDA - CIVIC VIII Stufenheck (FD, FA) 09/05→</b>							
 <b>Seilzug, Feststellbremse</b>							
1.3	85	02/06→	➡	<input type="checkbox"/> ; 01/08→ 02/12; Scheibenbremse		24.3727-1606.2 581606	L= 2.148
		70	01/06→	➡	<input type="checkbox"/> ; 01/08→ 02/12; Scheibenbremse		24.3727-1607.2 581607
<b>HONDA - CONCERTO (HW, MA) 08/89→10/96</b>							
<b>Zubehörsatz, Bremsbacken</b>							
1.5 i 16V	66	08/89→03/95	➡	01/90→ 01/95		03.0137-9221.2 669221	
 <b>Bremstrommel</b>							
1.5 i 16V	66	08/89→03/95	➡	01/90→ 01/95		24.0220-3016.1 480107	Ø 203,0 x 45,5 / 204
 <b>Bremsbackensatz</b>							
1.5 i 16V	66	08/89→03/95	➡	01/90→ 01/95		03.0137-0339.2 650339	Ø 203 x 38
						03.0420-3719.3 683719	TRW Ø 203 x 38 Ø 19,05 + RZ / + Zub Kit
<b>HONDA - CONCERTO Stufenheck (HWW) 08/89→05/95</b>							
<b>Zubehörsatz, Bremsbacken</b>							
1.5 i 16V	66	08/89→05/95	➡	01/90→ 01/95		03.0137-9221.2 669221	
 <b>Bremstrommel</b>							
1.5 i 16V	66	08/89→05/95	➡	01/90→ 01/95		24.0220-3016.1 480107	Ø 203,0 x 45,5 / 204
 <b>Bremsbackensatz</b>							
1.5 i 16V	66	08/89→05/95	➡	01/90→ 01/95		03.0137-0339.2 650339	Ø 203 x 38
						03.0420-3719.3 683719	TRW Ø 203 x 38 Ø 19,05 + RZ / + Zub Kit
<b>HONDA - CR-V I (RD) 10/95→02/02</b>							
 <b>Radbremszylinder</b>							
2.0 (RD1)	98	04/99→02/02	➡	<input type="checkbox"/>		24.3220-1733.3 020515	Ø 20,64 ALU
			➡	<input type="checkbox"/>		24.3220-1734.3 020516	Ø 20,64 ALU
2.0 16V 4WD (RD1, RD3)	94	10/95→12/01	➡	<input type="checkbox"/> ; 01/97→ 04/99		24.3220-1733.3 020515	Ø 20,64 ALU
			➡	<input type="checkbox"/> ; 01/97→ 04/99		24.3220-1734.3 020516	Ø 20,64 ALU
2.0 16V 4WD (RD1, RD3)	108	01/99→02/02	➡	<input type="checkbox"/> ; 04/99→		24.3220-1733.3 020515	Ø 20,64 ALU
			➡	<input type="checkbox"/> ; 04/99→		24.3220-1734.3 020516	Ø 20,64 ALU
↓							
















	kw					! #		
<b>HONDA - CR-V I (RD) 10/95→02/02</b>								
<b>Zubehörsatz, Bremsbacken</b>								
2.0 (RD1)	98	04/99→02/02	➡				03.0137-9190.2 669190	
2.0 16V 4WD (RD1, RD3)	94	10/95→12/01	➡	01/97→ 04/99			03.0137-9190.2 669190	
2.0 16V 4WD (RD1, RD3)	108	01/99→02/02	➡	04/99→			03.0137-9190.2 669190	
<b> Bremstrommel</b>								
2.0 (RD1)	98	04/99→02/02	➡				24.0222-0002.1 480141	Ø 220,0 x 44,5 / 221
2.0 16V 4WD (RD1, RD3)	94	10/95→12/01	➡	01/97→ 04/99			24.0222-0002.1 480141	Ø 220,0 x 44,5 / 221
2.0 16V 4WD (RD1, RD3)	108	01/99→02/02	➡	04/99→			24.0222-0002.1 480141	Ø 220,0 x 44,5 / 221
<b> Bremsbackensatz</b>								
2.0 (RD1)	98	04/99→02/02	➡				03.0137-0287.2 650287	Ø 220 x 36
2.0 16V 4WD (RD1, RD3)	94	10/95→12/01	➡	01/97→ 04/99			03.0137-0287.2 650287	Ø 220 x 36
2.0 16V 4WD (RD1, RD3)	108	01/99→02/02	➡	04/99→			03.0137-0287.2 650287	Ø 220 x 36
<b>HONDA - CR-V II (RD_) 09/01→12/06</b>								
<b> Bremsbackensatz, Feststellbremse</b>								
2.0	112	03/02→09/06	➡	→ 12/04			03.0137-0442.2 650442	Ø 167 x 35
			➡	01/05→			03.0137-3021.2 653021	Ø 198 x 35 - HEB
2.0 (RD4)	110	09/01→09/06	➡	07/02→ 12/04			03.0137-0442.2 650442	Ø 167 x 35
			➡	01/05→			03.0137-3021.2 653021	Ø 198 x 35 - HEB
2.2 CTDi (RD9)	103	02/05→09/06	➡				03.0137-3021.2 653021	Ø 198 x 35 - HEB
2.4 Vtec 4WD (RD7)	118	09/01→09/06	➡	03/02→ 12/04			03.0137-0442.2 650442	Ø 167 x 35
			➡	01/05→			03.0137-3021.2 653021	Ø 198 x 35 - HEB
<b>HONDA - CR-V III (RE_) 06/06→</b>								
<b> Bremsbackensatz, Feststellbremse</b>								
2.0 i	110	01/07→		→ 09/12			03.0137-3021.2 653021	Ø 198 x 35 - HEB
2.0 i 4WD (RE5)	110	01/07→						
2.0 i-VTEC	105	11/09→						
2.2 i-CTDi 4WD (RE6)	103	01/07→						
2.2 i-DTEC 4WD (RE6)	110	01/07→						
2.4	125	04/07→						
2.4 i-Vtec 4WD	125	04/07→						
2.4 i-VTEC 4WD (RE7)	122	09/09→						
2.4	134	06/06→06/12		01/07→			03.0137-3021.2 653021	Ø 198 x 35 - HEB
2.4 4WD (RE4)	124	09/06→		09/07→ 09/12			03.0137-3021.2 653021	Ø 198 x 35 - HEB
2.4 i-VTEC	118	10/06→		01/07→ 09/12			03.0137-3021.2 653021	Ø 198 x 35 - HEB
2.4 i-VTEC 4WD (RE4)	118	10/06→						
<b>HONDA - CRX III (EH, EG) 03/92→12/98</b>								
<b> Radbremszylinder</b>								
1.6 ESi (EH6)	92	03/92→12/98	➡	☐; - ABS			24.3219-1723.3 020427	Ø 19,05 ALU
			➡	☐; - ABS			24.3219-1724.3 020428	Ø 19,05 ALU
<b>Zubehörsatz, Bremsbacken</b>								
1.6 ESi (EH6)	92	03/92→12/98	➡	- ABS			03.0137-9096.2 669096	
<b> Bremstrommel</b>								
1.6 ESi (EH6)	92	03/92→12/98	➡	- ABS			24.0218-0018.1 480063	Ø 180,0 x 38 / 181
<b> Bremsbackensatz</b>								
1.6 ESi (EH6)	92	03/92→12/98	➡	- ABS			03.0137-0284.2 650284	Ø 180 x 31
<b>HONDA - FR-V (BE) 08/04→</b>								
<b> Bremsbackensatz, Feststellbremse</b>								
1.7 (BE1)	92	08/04→	➡	02/05→ 06/09			03.0137-0442.2 650442	Ø 167 x 35
1.8 (BE1)	103	01/07→	➡	→ 06/09			03.0137-0442.2 650442	Ø 167 x 35
2.0 (BE3)	110	02/05→						
2.2 i CTDi (BE5)	103	07/05→						
2.0	114	08/04→09/06	➡	02/05→			03.0137-0442.2 650442	Ø 167 x 35














	kw					! #		
<b>HONDA - HR-V (GH) 03/99→</b>								
 <b>Radbremszylinder</b>								
1.6 16V (GH1, GH3)	77	03/99→	➡	☐; → 09/05; TÜrenanzahl: 3		24.3219-1723.3	020427	Ø 19,05 ALU
1.6 16V 4WD (GH2, GH4)	77	03/99→	➡	☐; → 09/05; TÜrenanzahl: 3		24.3219-1724.3	020428	Ø 19,05 ALU
1.6 16V 4WD (GH2, GH4)	91	10/99→	➡	☐; → 09/05; TÜrenanzahl: 5		24.3220-1733.3	020515	Ø 20,64 ALU
			➡	☐; → 09/05; TÜrenanzahl: 5		24.3220-1734.3	020516	Ø 20,64 ALU
<b>Zubehörsatz, Bremsbacken</b>								
1.6 16V (GH1, GH3)	77	03/99→	➡	→ 09/05; TÜrenanzahl: 5		03.0137-9190.2	669190	
1.6 16V 4WD (GH2, GH4)	77	03/99→	➡	→ 09/05; TÜrenanzahl: 3		03.0137-9252.2	669252	
1.6 16V 4WD (GH2, GH4)	91	10/99→						
 <b>Bremstrommel</b>								
1.6 16V (GH1, GH3)	77	03/99→	➡	→ 09/05; TÜrenanzahl: 5		24.0222-0002.1	480141	Ø 220,0 x 44,5 / 221
1.6 16V 4WD (GH2, GH4)	77	03/99→						
1.6 16V 4WD (GH2, GH4)	91	10/99→						
 <b>Bremsbackensatz</b>								
1.6 16V (GH1, GH3)	77	03/99→	➡	→ 09/05; TÜrenanzahl: 5		03.0137-0287.2	650287	Ø 220 x 36
1.6 16V 4WD (GH2, GH4)	77	03/99→	➡	→ 09/05; TÜrenanzahl: 3		03.0137-0294.2	650294	Ø 200 x 36
1.6 16V 4WD (GH2, GH4)	91	10/99→						
<b>HONDA - JAZZ II (GD_, GE3, GE2) 06/01→12/08</b>								
 <b>Radbremszylinder</b>								
1.2 i-DSI (GD5, GE2)	57	03/02→07/08	➡	→ 12/03; - ABS		24.3217-1717.3	020477	Ø 17,46 GG
1.3 (GD1)	61	03/02→07/08						
<b>Zubehörsatz, Bremsbacken</b>								
1.2 i-DSI (GD5, GE2)	57	03/02→07/08	➡	→ 12/03; - ABS		03.0137-9284.2	669284	
1.3 (GD1)	61	03/02→07/08						
 <b>Bremstrommel</b>								
1.2 i-DSI (GD5, GE2)	57	03/02→07/08	➡	→ 12/03; - ABS		24.0218-0048.1	480314	Ø 180,0 x 39 / 181
1.3 (GD1)	61	03/02→07/08						
 <b>Bremsbackensatz</b>								
1.2 i-DSI (GD5, GE2)	57	03/02→07/08	➡	→ 12/03; - ABS		03.0137-0422.2	650422	Ø 180 x 31 - HEB
1.3 (GD1)	61	03/02→07/08						
 <b>Seilzug, Feststellbremse</b>								
1.2 i-DSI (GD5, GE2)	57	03/02→07/08	➡	☐; 01/04→; + ABS; Scheibenbremse		24.3727-1608.2	581608	L= 1.634
1.3 (GD1)	61	03/02→07/08	➡	☐; 01/04→; + ABS; Scheibenbremse		24.3727-1609.2	581609	L= 1.695
			➡	☐; → 12/03; - ABS; Trommelbremse		24.3727-1610.2	581610	L= 1.593
			➡	☐; → 12/03; - ABS; Trommelbremse		24.3727-1611.2	581611	L= 1.653
1.3 iDSi	63	03/02→09/07	➡	☐; 10/05→; Scheibenbremse		24.3727-1608.2	581608	L= 1.634
			➡	☐; 10/05→; Scheibenbremse		24.3727-1609.2	581609	L= 1.695
1.4	59	12/06→10/08	➡	☐; + ABS; Scheibenbremse		24.3727-1608.2	581608	L= 1.634
			➡	☐; + ABS; Scheibenbremse		24.3727-1609.2	581609	L= 1.695
1.5	81	04/02→07/08	➡	☐; 09/05→; Scheibenbremse		24.3727-1608.2	581608	L= 1.634
1.5 FF	79	03/02→09/07	➡	☐; 09/05→; Scheibenbremse		24.3727-1609.2	581609	L= 1.695
1.7	92	10/03→09/07	➡	☐; 01/04→; Scheibenbremse		24.3727-1608.2	581608	L= 1.634
			➡	☐; 01/04→; Scheibenbremse		24.3727-1609.2	581609	L= 1.695
<b>HONDA - JAZZ III (GE_, GG_, GP_) 10/07→</b>								
 <b>Seilzug, Feststellbremse</b>								
1.2	66	07/08→	➡	☐; → 12/08; Scheibenbremse		24.3727-1608.2	581608	L= 1.634
1.5 Flexfuel	88	07/08→						
1.5 i-VTEC	87	09/08→	➡	☐; → 12/08; Scheibenbremse		24.3727-1609.2	581609	L= 1.695
1.5 i-VTEC	88	07/08→						
1.5 Flex	85	10/07→	➡	☐; 07/08→ 12/08; Scheibenbremse		24.3727-1608.2	581608	L= 1.634
			➡	☐; 07/08→ 12/08; Scheibenbremse		24.3727-1609.2	581609	L= 1.695

	kw					! #		
<b>HONDA - LOGO (GA) 03/99→03/02</b>								
 <b>Radbremszylinder</b>								
1.3 (GA3)	48	03/99→03/02	➔	<input type="checkbox"/>		24.3217-1735.3	020567	Ø 17,46 ALU
			➔	<input type="checkbox"/>		24.3217-1736.3	020568	Ø 17,46 ALU
<b>Zubehörsatz, Bremsbacken</b>								
1.3 (GA3)	48	03/99→03/02	➔			03.0137-9252.2	669252	
 <b>Bremsbackensatz</b>								
1.3 (GA3)	48	03/99→03/02	➔			03.0137-0294.2	650294	Ø 200 x 36
<b>HONDA - ODYSSEY (RA_) 10/95→12/99</b>								
 <b>Bremsbackensatz, Feststellbremse</b>								
2.3	110	10/97→12/99	➔	01/98→		03.0137-0442.2	650442	Ø 167 x 35
<b>HONDA - SHUTTLE (RA) 06/94→06/04</b>								
 <b>Bremsbackensatz, Feststellbremse</b>								
2.2 16V (RA1)	110	10/94→02/98	➔	01/95→ 12/97		03.0137-0442.2	650442	Ø 167 x 35
2.3 16V (RA3)	110	10/97→06/04	➔	01/98→ 05/01		03.0137-0442.2	650442	Ø 167 x 35
3.0	154	10/97→06/04						
<b>HONDA - STREAM (RN) 05/01→</b>								
 <b>Bremsbackensatz, Feststellbremse</b>								
1.7 16V (RN1)	92	05/01→	➔	→ 09/05		03.0137-0442.2	650442	Ø 167 x 35
2.0 16V (RN3)	115	05/01→						
<b>HYUNDAI - ACCENT I (X-3) 05/94→01/00</b>								
 <b>Radbremszylinder</b>								
1.3	40	09/95→05/98	➔	<input type="checkbox"/>		24.3219-1747.3	020498	Ø 19,05 ALU
			➔	<input type="checkbox"/>		24.3219-1748.3	020499	Ø 19,05 ALU
1.3	44	10/94→01/00	➔	<input type="checkbox"/> ; → 12/99		24.3219-1747.3	020498	Ø 19,05 ALU
1.3	55	10/94→01/00						
1.3 i 12V	62	10/94→01/00	➔	<input type="checkbox"/> ; → 12/99		24.3219-1748.3	020499	Ø 19,05 ALU
1.5 16V	76	10/94→01/00						
1.5 i 12V	65	10/94→01/00						
1.5 i 16V	73	12/95→01/00						
<b>Zubehörsatz, Bremsbacken</b>								
1.3	40	09/95→05/98	➔			03.0137-9277.2	669277	
1.3	44	10/94→01/00	➔	→ 12/99		03.0137-9277.2	669277	
1.3	55	10/94→01/00						
1.3 i 12V	62	10/94→01/00						
1.5 16V	76	10/94→01/00						
1.5 i 12V	65	10/94→01/00						
1.5 i 16V	73	12/95→01/00						
 <b>Bremstrommel</b>								
1.3	40	09/95→05/98	➔	→ 05/96		24.0218-0027.1	480099	Ø 180,0 x 44 / 182
			➔	06/96→		24.0218-0034.1	480129	Ø 180,0 x 44,6 / 182
1.3	44	10/94→01/00	➔	→ 05/96		24.0218-0027.1	480099	Ø 180,0 x 44 / 182
1.3	55	10/94→01/00						
1.3 i 12V	62	10/94→01/00	➔	06/96→ 12/99		24.0218-0034.1	480129	Ø 180,0 x 44,6 / 182
1.5 16V	76	10/94→01/00						
1.5 i 12V	65	10/94→01/00						
1.5 i 16V	73	12/95→01/00						
 <b>Bremsbackensatz</b>								
1.3	40	09/95→05/98	➔			03.0137-0366.2	650366	Ø 180 x 32 + HEB
						03.0520-7519.3	697519	Ø 180 x 32 Ø 19,05 + RZ / + Zub TopKit
1.3	44	10/94→01/00	➔	→ 12/99		03.0137-0366.2	650366	Ø 180 x 32 + HEB
1.3	55	10/94→01/00						
1.3 i 12V	62	10/94→01/00						
1.5 16V	76	10/94→01/00						
1.5 i 12V	65	10/94→01/00						
1.5 i 16V	73	12/95→01/00						
 <b>Seilzug, Feststellbremse</b>								
1.3	40	09/95→05/98	➔	<input type="checkbox"/> ; Trommelbremse		24.3727-3102.2	583102	L= 1.485
			➔	<input type="checkbox"/> ; Trommelbremse		24.3727-3103.2	583103	L= 1.485
↓								














	kW				! #		
<b>HYUNDAI - ACCENT I (X-3) 05/94 → 01/00</b>							
 <b>Seilzug, Feststellbremse</b>							
1.3	44	10/94 → 01/00	➡	☐; → 12/99; Trommelbremse		24.3727-3102.2 583102	L= 1.485
1.3	55	10/94 → 01/00	➡				
1.3 i 12V	62	10/94 → 01/00	➡	☐; → 12/99; Trommelbremse		24.3727-3103.2 583103	L= 1.485
1.5 i 12V	65	10/94 → 01/00	➡				
<b>HYUNDAI - ACCENT II (LC) 09/99 → 11/05</b>							
 <b>Radbremszylinder</b>							
1.3	55	01/00 → 11/05	➡	08/02 → 09/05		24.3217-1723.3 020502	Ø 17,78 ALU
1.3	61	01/00 → 11/05	➡				
1.5	66	01/00 → 11/05	➡	→ 07/02		24.3219-1743.3 020485	Ø 19,05 ALU
1.5	75	09/00 → 11/05	➡				
1.5 CRDi	60	04/02 → 11/05	➡				
1.3	62	08/02 → 11/05	➡	→ 09/05		24.3217-1723.3 020502	Ø 17,78 ALU
1.6	77	12/02 → 11/05	➡				
1.3	63	01/00 → 11/05	➡	→ 09/05		24.3219-1743.3 020485	Ø 19,05 ALU
1.5	65	09/99 → 10/02	➡	08/02 →		24.3217-1723.3 020502	Ø 17,78 ALU
			➡	01/00 → 07/02		24.3219-1743.3 020485	Ø 19,05 ALU
1.5	68	01/00 → 10/02	➡	08/02 →		24.3217-1723.3 020502	Ø 17,78 ALU
			➡	→ 07/02		24.3219-1743.3 020485	Ø 19,05 ALU
1.5	77	09/99 → 10/02	➡	01/00 → 08/02		24.3219-1743.3 020485	Ø 19,05 ALU
<b>Zubehörsatz, Bremsbacken</b>							
1.3	55	01/00 → 11/05	➡	08/02 → 09/05		03.0137-9270.2 669270	
1.3	61	01/00 → 11/05	➡				
1.5	66	01/00 → 11/05	➡	→ 07/02		03.0137-9276.2 669276	
1.5	75	09/00 → 11/05	➡				
1.5 CRDi	60	04/02 → 11/05	➡				
1.3	62	08/02 → 11/05	➡	→ 09/05		03.0137-9270.2 669270	
1.6	77	12/02 → 11/05	➡				
1.3	63	01/00 → 11/05	➡	→ 09/05		03.0137-9276.2 669276	
1.5	65	09/99 → 10/02	➡	08/02 →		03.0137-9270.2 669270	
			➡	01/00 → 07/02		03.0137-9276.2 669276	
1.5	68	01/00 → 10/02	➡	08/02 →		03.0137-9270.2 669270	
			➡	→ 07/02		03.0137-9276.2 669276	
1.5	77	09/99 → 10/02	➡	01/00 → 08/02		03.0137-9276.2 669276	
 <b>Bremstrommel</b>							
1.3	55	01/00 → 11/05	➡	→ 07/02		24.0218-0008.1 480313	Ø 180,0 x 45,1 / 182
1.3	61	01/00 → 11/05	➡				
1.5	66	01/00 → 11/05	➡				
1.5	68	01/00 → 10/02	➡				
1.5	75	09/00 → 11/05	➡				
1.5 CRDi	60	04/02 → 11/05	➡				
1.3	63	01/00 → 11/05	➡	→ 09/05		24.0218-0008.1 480313	Ø 180,0 x 45,1 / 182
1.5	65	09/99 → 10/02	➡	01/00 → 07/02		24.0218-0008.1 480313	Ø 180,0 x 45,1 / 182
1.5	77	09/99 → 10/02	➡	01/00 → 08/02		24.0218-0008.1 480313	Ø 180,0 x 45,1 / 182
 <b>Bremsbackensatz</b>							
1.3	55	01/00 → 11/05	➡	→ 07/02		03.0137-0429.2 650429	Ø 180 x 37 + HEB
1.3	61	01/00 → 11/05	➡			03.0520-7419.3 697419	Ø 180 x 37 Ø 19,05 + RZ / + Zub TopKit
1.5	66	01/00 → 11/05	➡				
1.5	75	09/00 → 11/05	➡				
1.5 CRDi	60	04/02 → 11/05	➡	08/02 → 09/05		03.0137-0437.2 650437	Ø 203 x 38 + HEB
			➡			03.0520-4517.3 694517	Ø 203 x 38 Ø 17,78 + RZ / + Zub TopKit
1.3	62	08/02 → 11/05	➡	→ 09/05		03.0137-0437.2 650437	Ø 203 x 38 + HEB
1.6	77	12/02 → 11/05	➡			03.0520-4517.3 694517	Ø 203 x 38 Ø 17,78 + RZ / + Zub TopKit
1.3	63	01/00 → 11/05	➡	→ 09/05		03.0137-0429.2 650429	Ø 180 x 37 + HEB
			➡			03.0520-7419.3 697419	Ø 180 x 37 Ø 19,05 + RZ / + Zub TopKit
1.5	65	09/99 → 10/02	➡	01/00 → 07/02		03.0137-0429.2 650429	Ø 180 x 37 + HEB
			➡			03.0520-7419.3 697419	Ø 180 x 37 Ø 19,05 + RZ / + Zub TopKit
			➡	08/02 →		03.0137-0437.2 650437	Ø 203 x 38 + HEB
			➡			03.0520-4517.3 694517	Ø 203 x 38 Ø 17,78 + RZ / + Zub TopKit
1.5	68	01/00 → 10/02	➡	→ 07/02		03.0137-0429.2 650429	Ø 180 x 37 + HEB
↓			➡				













	kw					! #		
<b>HYUNDAI - ACCENT II (LC) 09/99→11/05</b>								
 <b>Bremsbackensatz</b>								
1.5	68	01/00→10/02	➡	→ 07/02			03.0520-7419.3 697419	Ø 180 x 37 Ø 19,05 + RZ / + Zub TopKit
			➡	08/02→			03.0137-0437.2 650437 03.0520-4517.3 694517	Ø 203 x 38 + HEB Ø 203 x 38 Ø 17,78 + RZ / + Zub TopKit
1.5	77	09/99→10/02	➡	01/00→ 08/02			03.0137-0429.2 650429	Ø 180 x 37 + HEB
 <b>Seilzug, Feststellbremse</b>								
1.3	55	01/00→11/05	➡	☐; 08/02→ 09/05; Trommelbremse			24.3727-3104.2 583104	L= 1.493
1.3	61	01/00→11/05	➡	☐; 08/02→ 09/05; Trommelbremse			24.3727-3105.2 583105	L= 1.493
1.5	66	01/00→11/05	➡					
1.5	75	09/00→11/05	➡					
1.5 CRDi	60	04/02→11/05	➡					
1.3	62	08/02→11/05	➡	☐; → 09/05; Trommelbremse			24.3727-3104.2 583104	L= 1.493
1.6	77	12/02→11/05	➡	☐; → 09/05; Trommelbremse			24.3727-3105.2 583105	L= 1.493
1.5	65	09/99→10/02	➡	☐; 08/02→; Trommelbremse			24.3727-3104.2 583104	L= 1.493
1.5	68	01/00→10/02	➡	☐; 08/02→; Trommelbremse			24.3727-3105.2 583105	L= 1.493
<b>HYUNDAI - ACCENT II Stufenheck (LC) 09/99→12/06</b>								
 <b>Radbremsszylinder</b>								
1.3	55	01/00→11/05	➡	08/02→ 09/05			24.3217-1723.3 020502	Ø 17,78 ALU
1.5	66	01/00→11/05	➡	→ 07/02			24.3219-1743.3 020485	Ø 19,05 ALU
1.5	69	01/00→12/06	➡					
1.5 LPG	69	01/00→	➡					
1.3	63	01/00→11/05	➡	→ 09/05			24.3219-1743.3 020485	Ø 19,05 ALU
1.5	73	09/99→10/02	➡	08/02→			24.3217-1723.3 020502	Ø 17,78 ALU
1.5	75	09/99→10/02	➡	09/00→ 07/02			24.3219-1743.3 020485	Ø 19,05 ALU
1.5 CRDi	60	01/02→11/05	➡	08/02→ 09/05			24.3217-1723.3 020502	Ø 17,78 ALU
			➡	04/02→ 07/02			24.3219-1743.3 020485	Ø 19,05 ALU
1.6	77	12/02→11/05	➡	→ 09/05			24.3217-1723.3 020502	Ø 17,78 ALU
<b>Zubehörsatz, Bremsbacken</b>								
1.3	55	01/00→11/05	➡	08/02→ 09/05			03.0137-9270.2 669270	
1.5	66	01/00→11/05	➡	→ 07/02			03.0137-9276.2 669276	
1.5	69	01/00→12/06	➡					
1.5 LPG	69	01/00→	➡					
1.3	63	01/00→11/05	➡	→ 09/05			03.0137-9276.2 669276	
1.5	73	09/99→10/02	➡	08/02→			03.0137-9270.2 669270	
1.5	75	09/99→10/02	➡	09/00→ 07/02			03.0137-9276.2 669276	
1.5 CRDi	60	01/02→11/05	➡	08/02→ 09/05			03.0137-9270.2 669270	
			➡	04/02→ 07/02			03.0137-9276.2 669276	
1.6	77	12/02→11/05	➡	→ 09/05			03.0137-9270.2 669270	
 <b>Bremstrommel</b>								
1.3	55	01/00→11/05	➡	→ 07/02			24.0218-0008.1 480313	Ø 180,0 x 45,1 / 182
1.5	66	01/00→11/05	➡					
1.5	69	01/00→12/06	➡					
1.5 LPG	69	01/00→	➡					
1.3	63	01/00→11/05	➡	→ 09/05			24.0218-0008.1 480313	Ø 180,0 x 45,1 / 182
1.5	73	09/99→10/02	➡	09/00→ 07/02			24.0218-0008.1 480313	Ø 180,0 x 45,1 / 182
1.5	75	09/99→10/02	➡					
1.5 CRDi	60	01/02→11/05	➡	04/02→ 07/02			24.0218-0008.1 480313	Ø 180,0 x 45,1 / 182
 <b>Bremsbackensatz</b>								
1.3	55	01/00→11/05	➡	→ 07/02			03.0137-0429.2 650429	Ø 180 x 37 + HEB
1.5	66	01/00→11/05	➡				03.0520-7419.3 697419	Ø 180 x 37 Ø 19,05 + RZ / + Zub TopKit
1.5	69	01/00→12/06	➡					
1.5 LPG	69	01/00→	➡	08/02→ 09/05			03.0137-0437.2 650437 03.0520-4517.3 694517	Ø 203 x 38 + HEB Ø 203 x 38 Ø 17,78 + RZ / + Zub TopKit
1.3	63	01/00→11/05	➡	→ 09/05			03.0137-0429.2 650429 03.0520-7419.3 697419	Ø 180 x 37 + HEB Ø 180 x 37 Ø 19,05 + RZ / + Zub TopKit
1.5	73	09/99→10/02	➡	09/00→ 07/02			03.0137-0429.2 650429	Ø 180 x 37 + HEB
1.5	75	09/99→10/02	➡					
↓								













	kw					! #		
<b>HYUNDAI - ACCENT II Stufenheck (LC) 09/99→12/06</b>								
 <b>Bremsbackensatz</b>								
1.5 1.5	73 75	09/99→10/02 09/99→10/02	➔	09/00→ 07/02			<b>03.0520-7419.3 697419</b>	Ø 180 x 37 Ø 19,05 + RZ / + Zub TopKit
			➔	08/02→			<b>03.0137-0437.2 650437</b> <b>03.0520-4517.3 694517</b>	Ø 203 x 38 + HEB Ø 203 x 38 Ø 17,78 + RZ / + Zub TopKit
1.5 CRDi	60	01/02→11/05	➔	04/02→ 07/02			<b>03.0137-0429.2 650429</b> <b>03.0520-7419.3 697419</b>	Ø 180 x 37 + HEB Ø 180 x 37 Ø 19,05 + RZ / + Zub TopKit
			➔	08/02→ 09/05			<b>03.0137-0437.2 650437</b> <b>03.0520-4517.3 694517</b>	Ø 203 x 38 + HEB Ø 203 x 38 Ø 17,78 + RZ / + Zub TopKit
1.6	77	12/02→11/05	➔	→ 09/05			<b>03.0137-0437.2 650437</b> <b>03.0520-4517.3 694517</b>	Ø 203 x 38 + HEB Ø 203 x 38 Ø 17,78 + RZ / + Zub TopKit
 <b>Seilzug, Feststellbremse</b>								
1.3 1.5 1.5	55 66 69	01/00→11/05 01/00→11/05 01/00→12/06	➔	☐; 08/02→ 09/05; Trommelbremse			<b>24.3727-3104.2 583104</b>	L= 1.493
1.5 CRDi 1.5 LPG	60 69	01/02→11/05 01/00→	➔	☐; 08/02→ 09/05; Trommelbremse			<b>24.3727-3105.2 583105</b>	L= 1.493
1.5 1.5	73 75	09/99→10/02 09/99→10/02	➔	☐; 08/02→; Trommelbremse			<b>24.3727-3104.2 583104</b>	L= 1.493
			➔	☐; 08/02→; Trommelbremse			<b>24.3727-3105.2 583105</b>	L= 1.493
1.6	77	12/02→11/05	➔	☐; → 09/05; Trommelbremse			<b>24.3727-3104.2 583104</b>	L= 1.493
			➔	☐; → 09/05; Trommelbremse			<b>24.3727-3105.2 583105</b>	L= 1.493
<b>HYUNDAI - ACCENT III (MC) 11/05→11/10</b>								
 <b>Bremsbackensatz</b>								
1.4 GL 1.5 CRDi GLS 1.6 GLS	71 81 82	11/05→11/10 11/05→11/10 11/05→11/10	➔	- ABS			<b>03.0137-0495.2 650495</b>	Ø 203 x 32 + HEB
 <b>Bremsbackensatz, Feststellbremse</b>								
1.4 GL 1.5 CRDi GLS 1.6 GLS	71 81 82	11/05→11/10 11/05→11/10 11/05→11/10	➔	+ ABS			<b>03.0137-3022.2 653022</b>	Ø 170 x 32 + HEB
<b>HYUNDAI - ACCENT III Stufenheck (MC) 11/05→11/10</b>								
 <b>Bremsbackensatz</b>								
1.4 GL 1.5 1.5 CRDi GLS 1.5 LPG 1.6 GLS	71 70 81 70 82	11/05→11/10 01/08→11/10 11/05→11/10 01/08→11/10 11/05→11/10	➔	- ABS			<b>03.0137-0495.2 650495</b>	Ø 203 x 32 + HEB
 <b>Bremsbackensatz, Feststellbremse</b>								
1.4 GL 1.5 1.5 CRDi GLS 1.5 LPG 1.6 GLS	71 70 81 70 82	11/05→11/10 01/08→11/10 11/05→11/10 01/08→11/10 11/05→11/10	➔	+ ABS			<b>03.0137-3022.2 653022</b>	Ø 170 x 32 + HEB
<b>HYUNDAI - ACCENT IV (RB) 11/10→</b>								
 <b>Radbremsszylinder</b>								
1.4 1.4 1.6 1.6	74 79 90 91	09/15→ 11/10→ 12/10→ 11/10→	➔	- ABS			<b>24.3217-1731.3 020551</b>	Ø 17,46 ALU
1.6 CRDi	94	07/11→	➔	10/11→; - ABS			<b>24.3217-1731.3 020551</b>	Ø 17,46 ALU
<b>HYUNDAI - ACCENT IV Stufenheck (RB) 08/10→</b>								
 <b>Radbremsszylinder</b>								
1.4 1.4 1.4 CRDi 1.6 1.6 1.6 CRDi	74 80 66 90 91 100	11/10→12/16 11/10→12/14 11/10→ 11/10→ 11/10→ 04/11→	➔	- ABS			<b>24.3217-1731.3 020551</b>	Ø 17,46 ALU
1.6 CRDi	94	11/10→12/15	➔	10/11→; - ABS			<b>24.3217-1731.3 020551</b>	Ø 17,46 ALU











	kw			 	! #		
<b>HYUNDAI - ACCENT Stufenheck (X-3) 05/94→01/00</b>							
 <b>Radbremszylinder</b>							
1.3	44	10/94→01/00	➔	☐; → 12/99		24.3219-1747.3 020498	Ø 19,05 ALU
1.3	55	10/94→01/00	➔	☐; → 12/99		24.3219-1748.3 020499	Ø 19,05 ALU
1.3 i 12V	62	10/94→01/00	➔				
1.5 i 12V	65	10/94→01/00	➔				
1.5 i 16V	73	10/95→01/00	➔				
1.5	63	10/94→07/99	➔	☐		24.3219-1747.3 020498	Ø 19,05 ALU
			➔	☐		24.3219-1748.3 020499	Ø 19,05 ALU
<b>Zubehörsatz, Bremsbacken</b>							
1.3	44	10/94→01/00	➔	→ 12/99		03.0137-9277.2 669277	
1.3	55	10/94→01/00	➔				
1.3 i 12V	62	10/94→01/00	➔				
1.5 i 12V	65	10/94→01/00	➔				
1.5 i 16V	73	10/95→01/00	➔				
1.5	63	10/94→07/99	➔			03.0137-9277.2 669277	
 <b>Bremstrommel</b>							
1.3	44	10/94→01/00	➔	→ 05/96		24.0218-0027.1 480099	Ø 180,0 x 44 / 182
1.3	55	10/94→01/00	➔				
1.3 i 12V	62	10/94→01/00	➔	06/96→ 12/99		24.0218-0034.1 480129	Ø 180,0 x 44,6 / 182
1.5 i 12V	65	10/94→01/00	➔				
1.5 i 16V	73	10/95→01/00	➔				
1.5	63	10/94→07/99	➔	→ 05/96		24.0218-0027.1 480099	Ø 180,0 x 44 / 182
			➔	06/96→		24.0218-0034.1 480129	Ø 180,0 x 44,6 / 182
 <b>Bremsbackensatz</b>							
1.3	44	10/94→01/00	➔	→ 12/99		03.0137-0366.2 650366	Ø 180 x 32 + HEB
1.3	55	10/94→01/00	➔			03.0520-7519.3 697519	Ø 180 x 32 Ø 19,05 + RZ / + Zub TopKit
1.3 i 12V	62	10/94→01/00	➔				
1.5 i 12V	65	10/94→01/00	➔				
1.5 i 16V	73	10/95→01/00	➔				
1.5	63	10/94→07/99	➔			03.0137-0366.2 650366	Ø 180 x 32 + HEB
			➔			03.0520-7519.3 697519	Ø 180 x 32 Ø 19,05 + RZ / + Zub TopKit
 <b>Seilzug, Feststellbremse</b>							
1.3	44	10/94→01/00	➔	☐; → 12/99; Trommelbremse		24.3727-3102.2 583102	L= 1.485
1.3	55	10/94→01/00	➔				
1.3 i 12V	62	10/94→01/00	➔	☐; → 12/99; Trommelbremse		24.3727-3103.2 583103	L= 1.485
1.5 i 12V	65	10/94→01/00	➔				
1.5	63	10/94→07/99	➔	☐; Trommelbremse		24.3727-3102.2 583102	L= 1.485
			➔	☐; Trommelbremse		24.3727-3103.2 583103	L= 1.485
<b>HYUNDAI - ATOS (MX) 01/97→</b>							
 <b>Radbremszylinder</b>							
0.8	38	04/99→07/03	➔			24.3217-1723.3 020502	Ø 17,78 ALU
1.0 i	40	02/98→12/00	➔				
1.0 i	41	02/98→03/02	➔				
1.0 i	43	03/01→07/03	➔				
1.1	43	08/03→05/05	➔	- ABS		24.3215-1705.3 020596	Ø 15,87 ALU
			➔	+ ABS		24.3217-1723.3 020502	Ø 17,78 ALU
1.1	45	06/03→12/10	➔	→ 01/07; - ABS		24.3215-1705.3 020596	Ø 15,87 ALU
			➔	→ 01/07; + ABS		24.3217-1723.3 020502	Ø 17,78 ALU
1.1	46	01/97→12/08	➔	03/04→ 02/08; - ABS		24.3215-1705.3 020596	Ø 15,87 ALU
			➔	03/04→ 01/06; + ABS		24.3217-1723.3 020502	Ø 17,78 ALU
<b>Zubehörsatz, Bremsbacken</b>							
0.8	38	04/99→07/03	➔			03.0137-9277.2 669277	
1.0 i	40	02/98→12/00	➔				
1.0 i	41	02/98→03/02	➔				
1.0 i	43	03/01→07/03	➔				
1.1	43	08/03→05/05	➔				
1.1	45	06/03→12/10	➔	→ 01/07		03.0137-9277.2 669277	
1.1	46	01/97→12/08	➔	03/04→ 02/08		03.0137-9277.2 669277	
 <b>Bremstrommel</b>							
0.8	38	04/99→07/03	➔			24.0218-0044.2 480174	Ø 180,0 x 36 / 182 - RLG / - ABS Ring / mit Radbe- festigungsbolzen
1.0 i	40	02/98→12/00	➔				
1.0 i	41	02/98→03/02	➔				
1.0 i	43	03/01→07/03	➔				

























	kw			 	! #		
<b>HYUNDAI - ATOS (MX) 01/97→</b>							
 <b>Bremsbackensatz</b>							
0.8	38	04/99→07/03	➡			<b>03.0137-0386.2 650386</b>	Ø 180 x 30 + HEB
1.0 i	40	02/98→12/00	➡			<b>03.0520-4617.3 694617</b>	Ø 180 x 30 Ø 17,78 + RZ / + Zub TopKit
1.0 i	41	02/98→03/02	➡				
1.0 i	43	03/01→07/03	➡				
1.1	43	08/03→05/05	➡				
1.1	45	06/03→12/10	➡	→ 01/07		<b>03.0137-0386.2 650386</b>	Ø 180 x 30 + HEB
						<b>03.0520-4617.3 694617</b>	Ø 180 x 30 Ø 17,78 + RZ / + Zub TopKit
1.1	46	01/97→12/08	➡	03/04→ 02/08		<b>03.0137-0386.2 650386</b>	Ø 180 x 30 + HEB
						<b>03.0520-4617.3 694617</b>	Ø 180 x 30 Ø 17,78 + RZ / + Zub TopKit
 <b>Seilzug, Feststellbremse</b>							
0.8	38	04/99→07/03	➡	☐; Trommelbremse		<b>24.3727-3100.2 583100</b>	L= 1.520
1.0 i	40	02/98→12/00	➡				
1.0 i	41	02/98→03/02	➡	☐; Trommelbremse		<b>24.3727-3101.2 583101</b>	L= 1.504
1.0 i	43	03/01→07/03	➡				
1.1	43	08/03→05/05	➡				
1.1	45	06/03→12/10	➡	☐; → 01/07; Trommelbremse		<b>24.3727-3100.2 583100</b>	L= 1.520
			➡	☐; → 01/07; Trommelbremse		<b>24.3727-3101.2 583101</b>	L= 1.504
1.1	46	01/97→12/08	➡	☐; 03/04→ 02/08; Trommelbremse		<b>24.3727-3100.2 583100</b>	L= 1.520
			➡	☐; 03/04→ 02/08; Trommelbremse		<b>24.3727-3101.2 583101</b>	L= 1.504
<b>HYUNDAI - ATOS PRIME (MX) 08/99→</b>							
 <b>Radbremszylinder</b>							
1.0 i	40	08/99→	➡	→ 02/01		<b>24.3217-1723.3 020502</b>	Ø 17,78 ALU
1.0 i	43	03/01→	➡	→ 12/05		<b>24.3217-1723.3 020502</b>	Ø 17,78 ALU
1.1	43	06/03→	➡	→ 01/07; - ABS		<b>24.3215-1705.3 020596</b>	Ø 15,87 ALU
			➡	→ 01/07; + ABS		<b>24.3217-1723.3 020502</b>	Ø 17,78 ALU
1.1	46	09/05→	➡	→ 08/08; - ABS		<b>24.3215-1705.3 020596</b>	Ø 15,87 ALU
			➡	→ 02/06; + ABS		<b>24.3217-1723.3 020502</b>	Ø 17,78 ALU
<b>Zubehörsatz, Bremsbacken</b>							
1.0 i	40	08/99→	➡	→ 02/01		<b>03.0137-9277.2 669277</b>	
1.0 i	43	03/01→	➡	→ 12/05		<b>03.0137-9277.2 669277</b>	
1.1	43	06/03→	➡	→ 01/07		<b>03.0137-9277.2 669277</b>	
1.1	46	09/05→	➡	→ 08/08		<b>03.0137-9277.2 669277</b>	
 <b>Bremstrommel</b>							
1.0 i	40	08/99→	➡	→ 02/01		<b>24.0218-0044.2 480174</b>	Ø 180,0 x 36 / 182 - RLG / - ABS Ring / mit Radbefestigungsbolzen
1.0 i	43	03/01→	➡	→ 07/01		<b>24.0218-0044.2 480174</b>	Ø 180,0 x 36 / 182 - RLG / - ABS Ring / mit Radbefestigungsbolzen
 <b>Bremsbackensatz</b>							
1.0 i	40	08/99→	➡	→ 02/01		<b>03.0137-0386.2 650386</b>	Ø 180 x 30 + HEB
						<b>03.0520-4617.3 694617</b>	Ø 180 x 30 Ø 17,78 + RZ / + Zub TopKit
1.0 i	43	03/01→	➡	→ 12/05		<b>03.0137-0386.2 650386</b>	Ø 180 x 30 + HEB
						<b>03.0520-4617.3 694617</b>	Ø 180 x 30 Ø 17,78 + RZ / + Zub TopKit
1.1	43	06/03→	➡	→ 01/07		<b>03.0137-0386.2 650386</b>	Ø 180 x 30 + HEB
						<b>03.0520-4617.3 694617</b>	Ø 180 x 30 Ø 17,78 + RZ / + Zub TopKit
1.1	46	09/05→	➡	→ 08/08		<b>03.0137-0386.2 650386</b>	Ø 180 x 30 + HEB
						<b>03.0520-4617.3 694617</b>	Ø 180 x 30 Ø 17,78 + RZ / + Zub TopKit
 <b>Seilzug, Feststellbremse</b>							
1.0 i	40	08/99→	➡	☐; → 02/01; Trommelbremse		<b>24.3727-3100.2 583100</b>	L= 1.520
			➡	☐; → 02/01; Trommelbremse		<b>24.3727-3101.2 583101</b>	L= 1.504
1.0 i	43	03/01→	➡	☐; → 12/05; Trommelbremse		<b>24.3727-3100.2 583100</b>	L= 1.520
↓							
















	kw					! #		
<b>HYUNDAI - ATOS PRIME (MX) 08/99→</b>								
 <b>Seilzug, Feststellbremse</b>								
1.0 i	43	03/01→	➡	<input type="checkbox"/>	→ 12/05; Trommelbremse	24.3727-3101.2	583101	L= 1.504
1.1	43	06/03→	➡	<input type="checkbox"/>	→ 01/07; Trommelbremse	24.3727-3100.2	583100	L= 1.520
				<input type="checkbox"/>	→ 01/07; Trommelbremse	24.3727-3101.2	583101	L= 1.504
1.1	46	09/05→	➡	<input type="checkbox"/>	→ 08/08; Trommelbremse	24.3727-3100.2	583100	L= 1.520
				<input type="checkbox"/>	→ 08/08; Trommelbremse	24.3727-3101.2	583101	L= 1.504
<b>HYUNDAI - COUPE (RD) 06/96→04/02</b>								
<b>Zubehörsatz, Bremsbacken</b>								
1.6 16V	85	03/98→04/02	➡	-	ABS	03.0137-9270.2	669270	
1.6 i 16V	79	08/00→01/02						
1.6 i 16V	84	12/96→04/02						
 <b>Bremsbackensatz</b>								
1.6 16V	85	03/98→04/02	➡	-	ABS	03.0137-0369.2	650369	Ø 203 x 39 + HEB
1.6 i 16V	79	08/00→01/02						
1.6 i 16V	84	12/96→04/02						
<b>HYUNDAI - ELANTRA (XD) 03/00→07/06</b>								
 <b>Radbremszylinder</b>								
1.6	66	06/00→07/06	➡	11/01→	05/06; - ABS	24.3219-1743.3	020485	Ø 19,05 ALU
1.6	79	06/00→07/06						
1.8	97	06/00→07/06						
2.0	102	06/00→07/06						
2.0	104	06/00→07/06						
2.0 CRDi	83	04/01→07/06						
1.6	77	05/03→07/06	➡	08/03→	05/06; - ABS	24.3219-1743.3	020485	Ø 19,05 ALU
1.6	82	09/03→07/06	➡	→	05/06; - ABS	24.3219-1743.3	020485	Ø 19,05 ALU
2.0	105	10/03→07/06						
1.8	79	06/00→07/03	➡	11/01→	-; - ABS	24.3219-1743.3	020485	Ø 19,05 ALU
<b>Zubehörsatz, Bremsbacken</b>								
1.6	66	06/00→07/06	➡	→	10/01	03.0137-9270.2	669270	
1.6	79	06/00→07/06						
1.8	79	06/00→07/03						
1.8	97	06/00→07/06						
2.0	102	06/00→07/06						
2.0	104	06/00→07/06						
2.0 CRDi	83	04/01→07/06						
 <b>Bremsbackensatz</b>								
1.6	66	06/00→07/06	➡	11/01→	05/06; - ABS	03.0137-0437.2	650437	Ø 203 x 38 + HEB
1.6	79	06/00→07/06						
1.8	97	06/00→07/06						
2.0	102	06/00→07/06						
2.0	104	06/00→07/06						
2.0 CRDi	83	04/01→07/06						
1.6	77	05/03→07/06	➡	08/03→	05/06; - ABS	03.0137-0437.2	650437	Ø 203 x 38 + HEB
1.6	82	09/03→07/06	➡	→	05/06; - ABS	03.0137-0437.2	650437	Ø 203 x 38 + HEB
2.0	105	10/03→07/06						
1.8	79	06/00→07/03	➡	11/01→	-; - ABS	03.0137-0437.2	650437	Ø 203 x 38 + HEB
 <b>Seilzug, Feststellbremse</b>								
1.6	66	06/00→07/06	➡	<input type="checkbox"/>	→ 10/03; + ABS; Scheibenbremse	24.3727-3110.2	583110	L= 1.593
1.6	79	06/00→07/06						
1.8	97	06/00→07/06	➡	<input type="checkbox"/>	→ 10/03; + ABS; Scheibenbremse	24.3727-3111.2	583111	L= 1.578
2.0	102	06/00→07/06	➡	<input type="checkbox"/>	→ 11/03→ 05/06; + ABS; Scheibenbremse	24.3727-3112.2	583112	L= 1.578
2.0	104	06/00→07/06						
2.0 CRDi	83	04/01→07/06	➡	<input type="checkbox"/>	→ 11/03→ 05/06; + ABS; Scheibenbremse	24.3727-3113.2	583113	L= 1.562
			➡	<input type="checkbox"/>	→ 05/06; - ABS; Trommelbremse	24.3727-3118.2	583118	L= 1.718
			➡	<input type="checkbox"/>	→ 05/06; - ABS; Trommelbremse	24.3727-3119.2	583119	L= 1.705
1.6	77	05/03→07/06	➡	<input type="checkbox"/>	→ 08/03→ 10/03; + ABS; Scheibenbremse	24.3727-3110.2	583110	L= 1.593
				<input type="checkbox"/>	→ 08/03→ 10/03; + ABS; Scheibenbremse	24.3727-3111.2	583111	L= 1.578
				<input type="checkbox"/>	→ 11/03→ 05/06; + ABS; Scheibenbremse	24.3727-3112.2	583112	L= 1.578
				<input type="checkbox"/>	→ 11/03→ 05/06; + ABS; Scheibenbremse	24.3727-3113.2	583113	L= 1.562
↓								




















	kw			 	! #		
<b>HYUNDAI - ELANTRA (XD) 03/00→07/06</b>							
 <b>Seilzug, Feststellbremse</b>							
1.6	77	05/03→07/06	➔	<input type="checkbox"/> ; 08/03→05/06; - ABS; Trommelbremse		<b>24.3727-3118.2 583118</b>	L= 1.718
			➔	<input type="checkbox"/> ; 08/03→05/06; - ABS; Trommelbremse		<b>24.3727-3119.2 583119</b>	L= 1.705
1.6 2.0	82 105	09/03→07/06 10/03→07/06	➔	<input type="checkbox"/> ; → 05/06; + ABS; Scheibenbremse		<b>24.3727-3112.2 583112</b>	L= 1.578
			➔	<input type="checkbox"/> ; → 05/06; + ABS; Scheibenbremse		<b>24.3727-3113.2 583113</b>	L= 1.562
			➔	<input type="checkbox"/> ; → 05/06; - ABS; Trommelbremse		<b>24.3727-3118.2 583118</b>	L= 1.718
			➔	<input type="checkbox"/> ; → 05/06; - ABS; Trommelbremse		<b>24.3727-3119.2 583119</b>	L= 1.705
1.8	79	06/00→07/03	➔	<input type="checkbox"/> ; + ABS; Scheibenbremse		<b>24.3727-3110.2 583110</b>	L= 1.593
			➔	<input type="checkbox"/> ; + ABS; Scheibenbremse		<b>24.3727-3111.2 583111</b>	L= 1.578
			➔	<input type="checkbox"/> ; - ABS; Trommelbremse		<b>24.3727-3118.2 583118</b>	L= 1.718
			➔	<input type="checkbox"/> ; - ABS; Trommelbremse		<b>24.3727-3119.2 583119</b>	L= 1.705
<b>HYUNDAI - ELANTRA Stufenheck (HD) 11/05→12/11</b>							
 <b>Seilzug, Feststellbremse</b>							
1.6 CRDi 1.6 CVVT 2.0 CVVT 2.0 CVVT	85 90 103 105	11/05→12/11 06/06→06/11 06/06→05/10 06/06→06/11	➔	<input type="checkbox"/> ; + ABS; Scheibenbremse		<b>24.3727-3114.2 583114</b>	L= 1.674
			➔	<input type="checkbox"/> ; + ABS; Scheibenbremse		<b>24.3727-3115.2 583115</b>	L= 1.672
<b>HYUNDAI - ELANTRA Stufenheck (XD) 03/00→07/06</b>							
 <b>Radbremszylinder</b>							
1.5 16V 1.8	75 79	09/00→07/06 06/00→07/03	➔	11/01→; - ABS		<b>24.3219-1743.3 020485</b>	Ø 19,05 ALU
1.5 D 1.6 1.6 1.8 2.0 2.0 2.0 CRDi	82 66 79 97 102 104 83	06/00→07/06 06/00→07/06 06/00→07/06 06/00→07/06 06/00→07/06 06/00→07/06 04/01→07/06	➔	11/01→ 05/06; - ABS		<b>24.3219-1743.3 020485</b>	Ø 19,05 ALU
1.6	77	05/03→07/06	➔	08/03→ 05/06; - ABS		<b>24.3219-1743.3 020485</b>	Ø 19,05 ALU
1.8	93	06/04→07/06	➔	09/04→ 05/06; - ABS		<b>24.3219-1743.3 020485</b>	Ø 19,05 ALU
2.0	105	10/03→07/06	➔	→ 05/06; - ABS		<b>24.3219-1743.3 020485</b>	Ø 19,05 ALU
<b>Zubehörsatz, Bremsbacken</b>							
1.5 16V 1.5 D 1.6 1.6 1.8 1.8 2.0 2.0 2.0 CRDi	75 82 66 79 79 97 102 104 83	09/00→07/06 06/00→07/06 06/00→07/06 06/00→07/06 06/00→07/03 06/00→07/06 06/00→07/06 06/00→07/06 04/01→07/06	➔	→ 10/01		<b>03.0137-9270.2 669270</b>	
 <b>Bremsbackensatz</b>							
1.5 16V 1.5 D 1.8	75 82 79	09/00→07/06 06/00→07/06 06/00→07/03	➔	11/01→; - ABS		<b>03.0137-0437.2 650437</b>	Ø 203 x 38 + HEB
1.6 1.6 1.8 2.0 2.0 2.0 CRDi	66 79 97 102 104 83	06/00→07/06 06/00→07/06 06/00→07/06 06/00→07/06 06/00→07/06 04/01→07/06	➔	11/01→ 05/06; - ABS		<b>03.0137-0437.2 650437</b>	Ø 203 x 38 + HEB
1.6	77	05/03→07/06	➔	08/03→ 05/06; - ABS		<b>03.0137-0437.2 650437</b>	Ø 203 x 38 + HEB
1.8 2.0	93 105	06/04→07/06 10/03→07/06	➔	→ 05/06; - ABS		<b>03.0137-0437.2 650437</b>	Ø 203 x 38 + HEB
 <b>Seilzug, Feststellbremse</b>							
1.5 16V	75	09/00→07/06	➔	<input type="checkbox"/> ; → 10/03; + ABS; Scheibenbremse		<b>24.3727-3110.2 583110</b>	L= 1.593
			➔	<input type="checkbox"/> ; → 10/03; + ABS; Scheibenbremse		<b>24.3727-3111.2 583111</b>	L= 1.578
			➔	<input type="checkbox"/> ; 11/03→; + ABS; Scheibenbremse		<b>24.3727-3112.2 583112</b>	L= 1.578
			➔	<input type="checkbox"/> ; 11/03→; + ABS; Scheibenbremse		<b>24.3727-3113.2 583113</b>	L= 1.562
			➔	<input type="checkbox"/> ; - ABS; Trommelbremse		<b>24.3727-3118.2 583118</b>	L= 1.718
			➔	<input type="checkbox"/> ; - ABS; Trommelbremse		<b>24.3727-3119.2 583119</b>	L= 1.705
1.5 D	82	06/00→07/06	➔	<input type="checkbox"/> ; → 07/03; + ABS; Scheibenbremse		<b>24.3727-3110.2 583110</b>	L= 1.593

	kW			 	! #		
<b>HYUNDAI - ELANTRA Stufenheck (XD) 03/00→07/06</b>							
 <b>Seilzug, Feststellbremse</b>							
1.5 D	82	06/00→07/06	➡	<input type="checkbox"/> ; → 07/03; + ABS; Scheibenbremse	24.3727-3111.2	583111	L= 1.578
			➡	<input type="checkbox"/> ; 11/03→; + ABS; Scheibenbremse	24.3727-3112.2	583112	L= 1.578
			➡	<input type="checkbox"/> ; 11/03→; + ABS; Scheibenbremse	24.3727-3113.2	583113	L= 1.562
			➡	<input type="checkbox"/> ; - ABS; Trommelbremse	24.3727-3118.2	583118	L= 1.718
			➡	<input type="checkbox"/> ; - ABS; Trommelbremse	24.3727-3119.2	583119	L= 1.705
1.6	66	06/00→07/06	➡	<input type="checkbox"/> ; → 10/03; + ABS; Scheibenbremse	24.3727-3110.2	583110	L= 1.593
1.6	79	06/00→07/06	➡	<input type="checkbox"/> ; → 10/03; + ABS; Scheibenbremse	24.3727-3111.2	583111	L= 1.578
1.8	97	06/00→07/06	➡	<input type="checkbox"/> ; 11/03→ 05/06; + ABS; Scheibenbremse	24.3727-3112.2	583112	L= 1.578
2.0	102	06/00→07/06	➡	<input type="checkbox"/> ; 11/03→ 05/06; + ABS; Scheibenbremse	24.3727-3113.2	583113	L= 1.562
2.0	104	06/00→07/06	➡	<input type="checkbox"/> ; → 05/06; - ABS; Trommelbremse	24.3727-3118.2	583118	L= 1.718
2.0 CRDi	83	04/01→07/06	➡	<input type="checkbox"/> ; → 05/06; - ABS; Trommelbremse	24.3727-3119.2	583119	L= 1.705
1.6	77	05/03→07/06	➡	<input type="checkbox"/> ; 08/03→ 10/03; + ABS; Scheibenbremse	24.3727-3110.2	583110	L= 1.593
			➡	<input type="checkbox"/> ; 08/03→ 10/03; + ABS; Scheibenbremse	24.3727-3111.2	583111	L= 1.578
			➡	<input type="checkbox"/> ; 11/03→ 05/06; + ABS; Scheibenbremse	24.3727-3112.2	583112	L= 1.578
			➡	<input type="checkbox"/> ; 11/03→ 05/06; + ABS; Scheibenbremse	24.3727-3113.2	583113	L= 1.562
			➡	<input type="checkbox"/> ; 08/03→ 05/06; - ABS; Trommelbremse	24.3727-3118.2	583118	L= 1.718
			➡	<input type="checkbox"/> ; 08/03→ 05/06; - ABS; Trommelbremse	24.3727-3119.2	583119	L= 1.705
1.8	79	06/00→07/03	➡	<input type="checkbox"/> ; + ABS; Scheibenbremse	24.3727-3110.2	583110	L= 1.593
			➡	<input type="checkbox"/> ; + ABS; Scheibenbremse	24.3727-3111.2	583111	L= 1.578
			➡	<input type="checkbox"/> ; - ABS; Trommelbremse	24.3727-3118.2	583118	L= 1.718
			➡	<input type="checkbox"/> ; - ABS; Trommelbremse	24.3727-3119.2	583119	L= 1.705
1.8	93	06/04→07/06	➡	<input type="checkbox"/> ; → 05/06; + ABS; Scheibenbremse	24.3727-3112.2	583112	L= 1.578
2.0	105	10/03→07/06	➡	<input type="checkbox"/> ; → 05/06; + ABS; Scheibenbremse	24.3727-3113.2	583113	L= 1.562
			➡	<input type="checkbox"/> ; → 05/06; - ABS; Trommelbremse	24.3727-3118.2	583118	L= 1.718
			➡	<input type="checkbox"/> ; → 05/06; - ABS; Trommelbremse	24.3727-3119.2	583119	L= 1.705
<b>HYUNDAI - GALLOPER II (JK-01) 02/97→12/03</b>							
 <b>Radbremszylinder</b>							
2.5 Tci D	77	08/98→12/03	➡	<input type="checkbox"/>	24.3223-1712.3	020571	Ø 23,81 GG
2.5 TD	65	08/98→12/03	➡	<input type="checkbox"/>	24.3223-1713.3	020572	Ø 23,81 GG
2.5 TD intercooler	73	08/98→12/03	➡	<input type="checkbox"/>			
2.6 TD Allrad	63	08/98→06/03	➡	<input type="checkbox"/>			
3.0 V6	104	08/98→12/03	➡	<input type="checkbox"/>			
<b>HYUNDAI - GETZ (TB) 08/02→12/10</b>							
 <b>Radbremszylinder</b>							
1.1	46	09/02→09/05	➡	→ 07/05	24.3217-1723.3	020502	Ø 17,78 ALU
1.5 CRDi GLS	75	07/04→08/05	➡				
1.5 i	73	03/03→09/05	➡				
1.1	49	09/05→06/09	➡	→ 02/09	24.3217-1723.3	020502	Ø 17,78 ALU
1.4 i	71	08/05→12/10	➡				
1.5 CRDi GLS	81	08/05→06/09	➡				
1.3	61	09/04→06/09	➡	→ 04/05	24.3217-1723.3	020502	Ø 17,78 ALU
1.3	63	09/03→09/05	➡				
1.3 i	60	09/02→03/04	➡		24.3217-1723.3	020502	Ø 17,78 ALU
1.5 CRDi	60	03/03→09/05	➡	→ 04/05; - ABS	24.3217-1723.3	020502	Ø 17,78 ALU
1.5 CRDi	65	08/05→06/09	➡	→ 02/09; - ABS	24.3217-1723.3	020502	Ø 17,78 ALU
1.6	77	09/02→09/05	➡	→ 07/05; - ABS	24.3217-1723.3	020502	Ø 17,78 ALU
1.6	78	06/05→12/06	➡	08/05→	24.3217-1723.3	020502	Ø 17,78 ALU
<b>Zubehörsatz, Bremsbacken</b>							
1.1	46	09/02→09/05	➡	→ 07/05; - ABS	03.0137-9292.2	669292	
1.5 CRDi GLS	75	07/04→08/05	➡				
1.5 i	73	03/03→09/05	➡				
1.6	77	09/02→09/05	➡				
1.1	49	09/05→06/09	➡	→ 02/09; - ABS	03.0137-9292.2	669292	
1.4 i	71	08/05→12/10	➡				
↓							















	kw			 	! #		
<b>HYUNDAI - GETZ (TB) 08/02→12/10</b>							
<b>Zubehörsatz, Bremsbacken</b>							
1.5 CRDi 1.5 CRDi GLS	65 81	08/05→06/09 08/05→06/09	➡	→ 02/09; - ABS		03.0137-9292.2 669292	
1.3 1.3 1.5 CRDi	61 63 60	09/04→06/09 09/03→09/05 03/03→09/05	➡	→ 04/05; - ABS		03.0137-9292.2 669292	
1.3 i	60	09/02→03/04	➡	- ABS		03.0137-9292.2 669292	
1.6	78	06/05→12/06	➡	08/05→; - ABS		03.0137-9292.2 669292	
<b> Bremstrommel</b>							
1.1 1.5 i 1.6	46 73 77	09/02→09/05 03/03→09/05 09/02→09/05	➡	→ 07/05; + ABS		24.0220-3038.1 480315	Ø 203,0 x 38,5 / 205,2
1.1 1.4 i 1.5 CRDi	49 71 65	09/05→06/09 08/05→12/10 08/05→06/09	➡	→ 02/09; + ABS		24.0220-3038.1 480315	Ø 203,0 x 38,5 / 205,2
1.3 1.3 1.5 CRDi	61 63 60	09/04→06/09 09/03→09/05 03/03→09/05	➡	→ 04/05; + ABS		24.0220-3038.1 480315	Ø 203,0 x 38,5 / 205,2
1.3 i	60	09/02→03/04	➡	+ ABS		24.0220-3038.1 480315	Ø 203,0 x 38,5 / 205,2
1.6	78	06/05→12/06	➡	08/05→; + ABS		24.0220-3038.1 480315	Ø 203,0 x 38,5 / 205,2
<b> Bremsbackensatz</b>							
1.1 1.5 i 1.6	46 73 77	09/02→09/05 03/03→09/05 09/02→09/05	➡	→ 07/05; + ABS → 07/05		03.0137-0456.2 650456 03.0520-4417.3 694417	Ø 203 x 32 + HEB Ø 203 x 32 Ø 17,78 + RZ / + Zub TopKit
1.1 1.4 i 1.5 CRDi	49 71 65	09/05→06/09 08/05→12/10 08/05→06/09	➡	→ 02/09; + ABS → 02/09		03.0137-0456.2 650456 03.0520-4417.3 694417	Ø 203 x 32 + HEB Ø 203 x 32 Ø 17,78 + RZ / + Zub TopKit
1.3 1.3 1.5 CRDi	61 63 60	09/04→06/09 09/03→09/05 03/03→09/05	➡	→ 04/05; + ABS → 04/05		03.0137-0456.2 650456 03.0520-4417.3 694417	Ø 203 x 32 + HEB Ø 203 x 32 Ø 17,78 + RZ / + Zub TopKit
1.3 i	60	09/02→03/04	➡	+ ABS		03.0137-0456.2 650456 03.0520-4417.3 694417	Ø 203 x 32 + HEB Ø 203 x 32 Ø 17,78 + RZ / + Zub TopKit
1.5 CRDi GLS	75	07/04→08/05	➡	→ 07/05		03.0520-4417.3 694417	Ø 203 x 32 Ø 17,78 + RZ / + Zub TopKit
1.5 CRDi GLS	81	08/05→06/09	➡	→ 02/09		03.0520-4417.3 694417	Ø 203 x 32 Ø 17,78 + RZ / + Zub TopKit
1.6	78	06/05→12/06	➡	08/05→; + ABS 08/05→		03.0137-0456.2 650456 03.0520-4417.3 694417	Ø 203 x 32 + HEB Ø 203 x 32 Ø 17,78 + RZ / + Zub TopKit
<b> Bremsbackensatz, Feststellbremse</b>							
1.4 i 1.5 CRDi 1.5 CRDi GLS	71 65 81	08/05→12/10 08/05→06/09 08/05→06/09	➡	→ 02/09		03.0137-3024.2 653024	Ø 170 x 32 + HEB
1.5 CRDi	60	03/03→09/05	➡	→ 04/05		03.0137-3024.2 653024	Ø 170 x 32 + HEB
1.5 CRDi GLS 1.6	75 77	07/04→08/05 09/02→09/05	➡	→ 07/05		03.0137-3024.2 653024	Ø 170 x 32 + HEB
1.6	78	06/05→12/06	➡	08/05→		03.0137-3024.2 653024	Ø 170 x 32 + HEB
<b> Seilzug, Feststellbremse</b>							
1.1	46	09/02→09/05	➡	☐; → 07/05; + ABS; Trommelbremse		24.3727-3120.2 583120	L= 1.610
			➡	☐; → 07/05; + ABS; Trommelbremse		24.3727-3121.2 583121	L= 1.620
			➡	☐; → 07/05; - ABS; Trommelbremse		24.3727-3124.2 583124	L= 1.598
			➡	☐; → 07/05; - ABS; Trommelbremse		24.3727-3125.2 583125	L= 1.607
1.1	49	09/05→06/09	➡	☐; → 08/07; + ABS; Trommelbremse		24.3727-3120.2 583120	L= 1.610
			➡	☐; → 08/07; + ABS; Trommelbremse		24.3727-3121.2 583121	L= 1.620
			➡	☐; → 08/07; - ABS; Trommelbremse		24.3727-3124.2 583124	L= 1.598
			➡	☐; → 08/07; - ABS; Trommelbremse		24.3727-3125.2 583125	L= 1.607
1.3 1.3	61 63	09/04→06/09 09/03→09/05	➡	☐; → 04/05; + ABS; Trommelbremse		24.3727-3120.2 583120	L= 1.610
			➡	☐; → 04/05; + ABS; Trommelbremse		24.3727-3121.2 583121	L= 1.620
			➡	☐; → 04/05; - ABS; Trommelbremse		24.3727-3124.2 583124	L= 1.598
			➡	☐; → 04/05; - ABS; Trommelbremse		24.3727-3125.2 583125	L= 1.607
↓							














	kW					! #		
<b>HYUNDAI - GETZ (TB) 08/02→12/10</b>								
 <b>Seilzug, Feststellbremse</b>								
1.3 i	60	09/02→03/04	➡	<input type="checkbox"/> ; + ABS; Trommelbremse		24.3727-3120.2	583120	L= 1.610
			➡	<input type="checkbox"/> ; + ABS; Trommelbremse		24.3727-3121.2	583121	L= 1.620
			➡	<input type="checkbox"/> ; - ABS; Trommelbremse		24.3727-3124.2	583124	L= 1.598
			➡	<input type="checkbox"/> ; - ABS; Trommelbremse		24.3727-3125.2	583125	L= 1.607
1.4 i 1.5 CRDi	71 65	08/05→12/10 08/05→06/09	➡	<input type="checkbox"/> ; → 08/07; + ABS; Trommelbremse		24.3727-3120.2	583120	L= 1.610
			➡	<input type="checkbox"/> ; → 08/07; + ABS; Trommelbremse		24.3727-3121.2	583121	L= 1.620
			➡	<input type="checkbox"/> ; → 02/09; Scheibenbremse		24.3727-3122.2	583122	L= 1.597
			➡	<input type="checkbox"/> ; → 02/09; Scheibenbremse		24.3727-3123.2	583123	L= 1.610
			➡	<input type="checkbox"/> ; → 08/07; - ABS; Trommelbremse		24.3727-3124.2	583124	L= 1.598
			➡	<input type="checkbox"/> ; → 08/07; - ABS; Trommelbremse		24.3727-3125.2	583125	L= 1.607
1.5 CRDi	60	03/03→09/05	➡	<input type="checkbox"/> ; → 04/05; + ABS; Trommelbremse		24.3727-3120.2	583120	L= 1.610
			➡	<input type="checkbox"/> ; → 04/05; + ABS; Trommelbremse		24.3727-3121.2	583121	L= 1.620
			➡	<input type="checkbox"/> ; → 04/05; Scheibenbremse		24.3727-3122.2	583122	L= 1.597
			➡	<input type="checkbox"/> ; → 04/05; Scheibenbremse		24.3727-3123.2	583123	L= 1.610
			➡	<input type="checkbox"/> ; → 04/05; - ABS; Trommelbremse		24.3727-3124.2	583124	L= 1.598
			➡	<input type="checkbox"/> ; → 04/05; - ABS; Trommelbremse		24.3727-3125.2	583125	L= 1.607
1.5 CRDi GLS	75	07/04→08/05	➡	<input type="checkbox"/> ; → 07/05; Scheibenbremse		24.3727-3122.2	583122	L= 1.597
			➡	<input type="checkbox"/> ; → 07/05; Scheibenbremse		24.3727-3123.2	583123	L= 1.610
1.5 CRDi GLS	81	08/05→06/09	➡	<input type="checkbox"/> ; → 02/09; Scheibenbremse		24.3727-3122.2	583122	L= 1.597
			➡	<input type="checkbox"/> ; → 02/09; Scheibenbremse		24.3727-3123.2	583123	L= 1.610
1.5 i	73	03/03→09/05	➡	<input type="checkbox"/> ; → 07/05; Trommelbremse		24.3727-3124.2	583124	L= 1.598
			➡	<input type="checkbox"/> ; → 07/05; Trommelbremse		24.3727-3125.2	583125	L= 1.607
1.6	77	09/02→09/05	➡	<input type="checkbox"/> ; → 07/05; + ABS; Trommelbremse		24.3727-3120.2	583120	L= 1.610
			➡	<input type="checkbox"/> ; → 07/05; + ABS; Trommelbremse		24.3727-3121.2	583121	L= 1.620
			➡	<input type="checkbox"/> ; → 07/05; Scheibenbremse		24.3727-3122.2	583122	L= 1.597
			➡	<input type="checkbox"/> ; → 07/05; Scheibenbremse		24.3727-3123.2	583123	L= 1.610
			➡	<input type="checkbox"/> ; → 07/05; - ABS; Trommelbremse		24.3727-3124.2	583124	L= 1.598
			➡	<input type="checkbox"/> ; → 07/05; - ABS; Trommelbremse		24.3727-3125.2	583125	L= 1.607
1.6	78	06/05→12/06	➡	<input type="checkbox"/> ; 08/05→; + ABS; Trommelbremse		24.3727-3120.2	583120	L= 1.610
			➡	<input type="checkbox"/> ; 08/05→; + ABS; Trommelbremse		24.3727-3121.2	583121	L= 1.620
			➡	<input type="checkbox"/> ; 08/05→; Scheibenbremse		24.3727-3122.2	583122	L= 1.597
			➡	<input type="checkbox"/> ; 08/05→; Scheibenbremse		24.3727-3123.2	583123	L= 1.610
			➡	<input type="checkbox"/> ; 08/05→; - ABS; Trommelbremse		24.3727-3124.2	583124	L= 1.598
			➡	<input type="checkbox"/> ; 08/05→; - ABS; Trommelbremse		24.3727-3125.2	583125	L= 1.607
<b>HYUNDAI - GRANDEUR (HG) 01/11→</b>								
 <b>Bremsbackensatz, Feststellbremse</b>								
2.4 2.4 16V	132 148	01/11→ 01/11→		→ 09/12; - eFSB		03.0137-3049.2	653049	Ø 167 x 26 - HEB
<b>HYUNDAI - GRAND SANTA FÉ 01/13→</b>								
 <b>Bremsbackensatz, Feststellbremse</b>								
2.2 CRDi Allrad 2.2 CRDi Allrad 3.3 3.3 Allrad	145 147 183 199	06/13→ 10/15→ 01/14→ 02/14→	➡			03.0137-3048.2	653048	Ø 189 x 27 - HEB
<b>HYUNDAI - H-1 / STAREX 06/97→12/07</b>								
 <b>Radbremszylinder</b>								
2.4 2.4 2.4 4WD 2.4 4WD 2.5 D 2.5 TCi 2.5 TD 2.5 TD 4WD 2.6 TDiC 2.4	82 101 82 99 57 74 59 59 63 107	06/97→04/04 02/03→04/04 02/98→04/04 06/01→04/04 10/97→04/04 05/04→12/07 06/97→04/04 02/98→04/04 10/97→04/04 11/01→04/04	➡			24.3222-1744.3	020581	Ø 22,2 ALU
			➡	02/03→		24.3222-1744.3	020581	Ø 22,2 ALU
↓								













	kw					! #		
<b>HYUNDAI - H-1 / STAREX 06/97→12/07</b>								
 <b>Radbremszylinder</b>								
2.5 TcI	73	10/97→12/07	➔	06/00→04/04		24.3222-1744.3	020581	Ø 22,2 ALU
2.5 TD 4WD	74	11/01→04/04	➔	→ 09/02		24.3222-1744.3	020581	Ø 22,2 ALU
 <b>Bremsbackensatz</b>								
2.4	82	06/97→04/04	➔			03.0137-0488.2	650488	Ø 270 x 53 + HEB
2.4	101	02/03→04/04	➔					
2.4 4WD	82	02/98→04/04						
2.4 4WD	99	06/01→04/04						
2.5 CRDi	103	12/02→04/04						
2.5 CRDi	120	12/02→04/04						
2.5 CRDi 4WD	103	12/02→04/04						
2.5 D	57	10/97→04/04						
2.5 TcI	74	05/04→12/07						
2.5 TD	59	06/97→04/04						
2.5 TD 4WD	59	02/98→04/04						
2.5 TD 4WD	73	03/01→04/04						
2.5 TD 4WD	74	11/01→04/04						
2.6 TDiC	63	10/97→04/04						
2.4	107	11/01→04/04	➔	02/03→		03.0137-0488.2	650488	Ø 270 x 53 + HEB
2.5 TcI	73	10/97→12/07	➔	06/00→04/04		03.0137-0488.2	650488	Ø 270 x 53 + HEB
<b>HYUNDAI - H-1 Cargo (TQ) 02/08→</b>								
 <b>Bremsbackensatz, Feststellbremse</b>								
2.4	128	01/10→		09/10→		03.0137-3031.2	653031	Ø 209 x 40 - HEB
2.5 CRDi	81	02/08→	➔	+ ABS		03.0137-3031.2	653031	Ø 209 x 40 - HEB
2.5 CRDi	85	08/11→						
2.5 CRDi	100	08/09→	➔			03.0137-3031.2	653031	Ø 209 x 40 - HEB
2.5 CRDi	120	02/08→						
2.5 CRDi	125	02/08→						
<b>HYUNDAI - H-1 Kasten 10/97→04/08</b>								
 <b>Radbremszylinder</b>								
2.4	82	03/00→04/04	➔			24.3222-1744.3	020581	Ø 22,2 ALU
2.5 TD	59	03/00→09/00	➔					
2.4	107	11/01→04/04	➔	- ABS		24.3222-1744.3	020581	Ø 22,2 ALU
2.5 CRDi	103	08/03→12/07	➔	→ 04/04; - ABS		24.3222-1744.3	020581	Ø 22,2 ALU
2.5 TD	73	03/00→04/04	➔	→ 10/02		24.3222-1744.3	020581	Ø 22,2 ALU
2.5 TD	74	10/01→08/07						
 <b>Bremsbackensatz</b>								
2.4	82	03/00→04/04	➔			03.0137-0488.2	650488	Ø 270 x 53 + HEB
2.5 TD	59	03/00→09/00						
2.5 TD	73	03/00→04/04						
2.4	107	11/01→04/04	➔	- ABS		03.0137-0488.2	650488	Ø 270 x 53 + HEB
2.5 CRDi	81	07/01→04/04						
2.5 CRDi	103	08/03→12/07	➔	→ 04/04; - ABS		03.0137-0488.2	650488	Ø 270 x 53 + HEB
2.5 TD	74	10/01→08/07	➔	→ 04/04		03.0137-0488.2	650488	Ø 270 x 53 + HEB
2.6 CRDi	79	10/97→12/07	➔	08/05→; - ABS		03.0137-0488.2	650488	Ø 270 x 53 + HEB
<b>HYUNDAI - H-1 Pritsche/Fahrgestell 06/00→10/05</b>								
 <b>Bremsbackensatz</b>								
2.5 CRDi	103	12/02→10/05	➔	- ABS		03.0137-0488.2	650488	Ø 270 x 53 + HEB
<b>HYUNDAI - H-1 Travel (TQ) 02/08→</b>								
 <b>Bremsbackensatz, Feststellbremse</b>								
2.4	101	02/08→				03.0137-3031.2	653031	Ø 209 x 40 - HEB
2.5 CRDi	81	07/10→						
2.5 CRDi	100	07/08→						
2.4 i	129	02/08→	➔			03.0137-3031.2	653031	Ø 209 x 40 - HEB
2.5 CRDi	125	05/08→						
2.5 CRDi	85	08/11→	➔	+ ABS		03.0137-3031.2	653031	Ø 209 x 40 - HEB
2.5 CRDi	120	05/08→				03.0137-3031.2	653031	Ø 209 x 40 - HEB
			➔			03.0137-3031.2	653031	Ø 209 x 40 - HEB
<b>HYUNDAI - H100 Bus (P) 07/93→10/04</b>								
 <b>Bremsbackensatz</b>								
2.4	84	01/97→03/00	➔			03.0137-0036.2	650036	TRW Ø 254 x 57
2.4	90	07/93→03/00						
↓								
















	kw			 	! #		
<b>HYUNDAI - H100 Bus (P) 07/93→10/04</b>							
 <b>Bremsbackensatz</b>							
2.5 D 2.5 TD	57 59	12/94→03/00 07/93→03/00	➔			03.0137-0036.2 650036	TRW Ø 254 x 57
<b>HYUNDAI - H100 Kasten 07/93→12/04</b>							
 <b>Radbremszylinder</b>							
2.4	84	08/97→10/03	➔			24.3222-1744.3 020581	Ø 22,2 ALU
 <b>Bremsbackensatz</b>							
2.4	84	08/97→10/03	➔			03.0137-0488.2 650488	Ø 270 x 53 + HEB
2.4 TD	90	07/93→07/97	➔			03.0137-0036.2 650036	TRW Ø 254 x 57
2.5 D	57	12/94→03/00					
2.5 TDiC	59	06/98→10/03	➔	→ 03/00		03.0137-0036.2 650036	TRW Ø 254 x 57
<b>HYUNDAI - H100 Pick-up 05/96→10/01</b>							
 <b>Bremsbackensatz</b>							
2.5 D	57	05/96→10/01	➔	→ 03/00		03.0137-0036.2 650036	TRW Ø 254 x 57
<b>HYUNDAI - H100 Pritsche/Fahrgestell 07/93→08/98</b>							
 <b>Bremsbackensatz</b>							
2.5 D	59	05/96→12/97	➔			03.0137-0036.2 650036	TRW Ø 254 x 57
<b>HYUNDAI - i10 (BA, IA) 08/13→</b>							
 <b>Radbremszylinder</b>							
1.0	49	08/13→	➔	→ 11/13		24.3215-1705.3 020596	Ø 15,87 ALU
 <b>Bremsbackensatz</b>							
1.0	49	08/13→	➔	→ 11/13		03.0137-0524.2 650524	Ø 203 x 31 + HEB
<b>HYUNDAI - i10 (PA) 10/07→12/13</b>							
 <b>Radbremszylinder</b>							
1.0 1.1 1.1 1.1 LPG	51 50 51 51	01/11→12/13 11/08→12/13 04/11→12/13 04/11→12/13	➔	→ 11/13		24.3215-1705.3 020596	Ø 15,87 ALU
 <b>Bremsbackensatz</b>							
1.0 1.1 1.1 1.1 LPG	51 50 51 51	01/11→12/13 11/08→12/13 04/11→12/13 04/11→12/13	➔	→ 11/13		03.0137-0524.2 650524	Ø 203 x 31 + HEB
<b>HYUNDAI - i20 (GB) 11/14→</b>							
 <b>Radbremszylinder</b>							
1.0 T-GDI 1.0 T-GDI 1.2 LPGI	74 88 61	01/16→ 01/16→ 11/14→	➔			24.3217-1731.3 020551	Ø 17,46 ALU
1.1 CRDi 1.2 1.2 1.4 1.4 CRDi	55 55 62 74 66	11/14→ 11/14→ 11/14→ 11/14→ 11/14→	➔	12/14→		24.3217-1731.3 020551	Ø 17,46 ALU
<b>HYUNDAI - i20 (PB, PBT) 08/08→</b>							
 <b>Radbremszylinder</b>							
1.1 CRDi 1.2	55 63	03/12→12/15 03/12→12/15	➔	→ 12/14; - ESP		24.3217-1731.3 020551	Ø 17,46 ALU
1.2	57	09/08→12/12	➔	- ESP		24.3217-1731.3 020551	Ø 17,46 ALU
1.2	59	08/08→	➔	09/08→; - ESP		24.3217-1731.3 020551	Ø 17,46 ALU
 <b>Bremsbackensatz</b>							
1.1 CRDi 1.2	55 63	03/12→12/15 03/12→12/15	➔	→ 12/14; - ESP		03.0137-0524.2 650524	Ø 203 x 31 + HEB
1.2	57	09/08→12/12	➔	- ESP		03.0137-0524.2 650524	Ø 203 x 31 + HEB
1.2 ↓	59	08/08→	➔	09/08→; - ESP		03.0137-0524.2 650524	Ø 203 x 31 + HEB




























	kw			 	! #		
<b>HYUNDAI - i20 (PB, PBT) 08/08→</b>							
 <b>Bremsbackensatz, Feststellbremse</b>							
1.1 CRDi	55	03/12→12/15	➔	→ 12/14; + ESP		03.0137-3026.2 653026	Ø 167 x 32 + HEB
1.2	63	03/12→12/15					
1.4	74	09/08→12/15					
1.6	91	12/08→					
1.2	57	09/08→12/12	➔	+ ESP		03.0137-3026.2 653026	Ø 167 x 32 + HEB
1.6	93	09/08→12/12					
1.6 CRDi	85	09/08→12/12					
1.6 CRDi	94	01/09→12/12					
1.2	59	08/08→	➔	09/08→; + ESP		03.0137-3026.2 653026	Ø 167 x 32 + HEB
1.4 CRDi	55	09/08→12/12	➔	08/09→; + ESP		03.0137-3026.2 653026	Ø 167 x 32 + HEB
1.4 CRDi	66	08/08→12/15	➔	09/08→ 12/14; + ESP		03.0137-3026.2 653026	Ø 167 x 32 + HEB
<b>HYUNDAI - i20 ACTIVE (GB) 09/15→</b>							
 <b>Radbremszylinder</b>							
1.0 T-GDI	88	09/15→	➔			24.3217-1731.3 020551	Ø 17,46 ALU
<b>HYUNDAI - i20 Coupe (GB) 05/15→</b>							
 <b>Radbremszylinder</b>							
1.0 T-GDI	74	01/16→	➔			24.3217-1731.3 020551	Ø 17,46 ALU
1.0 T-GDI	88	01/16→					
1.1 CRDi	55	05/15→					
1.2	62	05/15→					
1.4	74	05/15→					
1.4 CRDi	66	05/15→					
<b>HYUNDAI - i30 (FD) 10/07→11/11</b>							
 <b>Bremsbackensatz, Feststellbremse</b>							
1.4	77	10/07→11/11	➔	→ 10/11		03.0137-3029.2 653029	Ø 167 x 26 - HEB
1.4	80	10/07→11/11					
1.6	85	10/07→11/11					
1.6	90	10/07→11/11					
1.6	93	02/08→11/11					
1.6 CRDi	66	10/07→11/11					
1.6 CRDi	85	10/07→11/11					
1.6 CRDi	94	01/10→11/11					
2.0	105	10/07→11/11					
2.0 CRDi	103	10/07→11/11					
2.0 CRDi	100	10/07→11/11	➔	02/08→ 10/11		03.0137-3029.2 653029	Ø 167 x 26 - HEB
 <b>Seilzug, Feststellbremse</b>							
1.4	77	10/07→11/11	➔	☐; → 10/11; Scheibenbremse		24.3727-3114.2 583114	L= 1.674
1.4	80	10/07→11/11					
1.6	85	10/07→11/11	➔	☐; → 10/11; Scheibenbremse		24.3727-3115.2 583115	L= 1.672
1.6	90	10/07→11/11					
1.6	93	02/08→11/11					
1.6 CRDi	66	10/07→11/11					
1.6 CRDi	85	10/07→11/11					
1.6 CRDi	94	01/10→11/11					
2.0	105	10/07→11/11					
2.0 CRDi	103	10/07→11/11					
2.0 CRDi	100	10/07→11/11	➔	☐; 02/08→ 10/11; Scheibenbremse		24.3727-3114.2 583114	L= 1.674
			➔	☐; 02/08→ 10/11; Scheibenbremse		24.3727-3115.2 583115	L= 1.672
<b>HYUNDAI - i30 (GD) 06/11→</b>							
 <b>Seilzug, Feststellbremse</b>							
1.4	73	12/11→12/15	➔	☐; - eFSB; Scheibenbremse		24.3727-3126.2 583126	L= 1.746
1.4	74	12/14→12/16					
1.4 CRDi	66	12/11→12/16	➔	☐; - eFSB; Scheibenbremse		24.3727-3127.2 583127	L= 1.885
1.6	88	01/12→12/16					
1.6	95	12/11→12/15					
1.6 CRDi	94	12/11→12/15					
1.6 CRDi	100	11/11→12/16					
1.6 GDI	99	12/11→12/16					
1.6 T-GDI	137	01/15→					
1.6 CRDi	81	12/11→12/16	➔	☐; 06/12→; - eFSB; Scheibenbremse		24.3727-3126.2 583126	L= 1.746
			➔	☐; 06/12→; - eFSB; Scheibenbremse		24.3727-3127.2 583127	L= 1.885
<b>HYUNDAI - i30 Coupe 05/13→</b>							
 <b>Seilzug, Feststellbremse</b>							
1.4	73	05/13→	➔	☐; - eFSB; Scheibenbremse		24.3727-3126.2 583126	L= 1.746
1.4	74	12/14→					
1.6 CRDi	81	11/15→					



















	kw			 	! #		
<b>HYUNDAI - i30 Coupe 05/13→</b>							
 <b>Seilzug, Feststellbremse</b>							
1.6 CRDi 1.6 GDI 1.6 T-GDI	100 99 137	12/14→ 05/13→ 01/15→	➡	<input type="checkbox"/> ; - eFSB; Scheibenbremse		24.3727-3127.2 583127	L= 1.885
1.4 CRDi 1.6 CRDi 1.6 MPI	66 94 88	05/13→ 05/13→ 11/16→	➡	<input type="checkbox"/> ; - eFSB		24.3727-3126.2 583126	L= 1.746
			➡	<input type="checkbox"/> ; - eFSB		24.3727-3127.2 583127	L= 1.885
<b>HYUNDAI - i30 CW (FD) 10/07→06/12</b>							
 <b>Bremsbackensatz, Feststellbremse</b>							
1.4	77	10/07→06/12		02/08→		03.0137-3029.2 653029	Ø 167 x 26 - HEB
1.4 1.6 1.6 1.6 1.6 CRDi 1.6 CRDi 1.6 CRDi 2.0 2.0 CRDi 2.0 CRDi	80 85 90 93 66 85 94 105 103 100	11/09→06/12 02/08→06/12 02/08→06/12 02/08→06/12 02/08→06/12 02/08→06/12 01/10→06/12 02/08→06/12 02/08→06/12 10/08→06/12				03.0137-3029.2 653029	Ø 167 x 26 - HEB
				01/10→		03.0137-3029.2 653029	Ø 167 x 26 - HEB
 <b>Seilzug, Feststellbremse</b>							
1.4	77	10/07→06/12	➡	<input type="checkbox"/> ; 02/08→; Scheibenbremse		24.3727-3116.2 583116	L= 1.715
			➡	<input type="checkbox"/> ; 02/08→; Scheibenbremse		24.3727-3117.2 583117	L= 1.705
1.4 1.6 1.6 1.6 1.6 CRDi 1.6 CRDi 1.6 CRDi 2.0 2.0 CRDi	80 85 90 93 66 85 94 105 103	11/09→06/12 02/08→06/12 02/08→06/12 02/08→06/12 02/08→06/12 02/08→06/12 01/10→06/12 02/08→06/12 02/08→06/12	➡	<input type="checkbox"/> ; Scheibenbremse		24.3727-3116.2 583116	L= 1.715
			➡	<input type="checkbox"/> ; Scheibenbremse		24.3727-3117.2 583117	L= 1.705
2.0 CRDi	100	10/08→06/12	➡	<input type="checkbox"/> ; 01/10→; Scheibenbremse		24.3727-3116.2 583116	L= 1.715
			➡	<input type="checkbox"/> ; 01/10→; Scheibenbremse		24.3727-3117.2 583117	L= 1.705
<b>HYUNDAI - i30 CW (GD) 06/12→</b>							
 <b>Bremsbackensatz, Feststellbremse</b>							
1.6	88	06/12→		→ 06/12		03.0137-3029.2 653029	Ø 167 x 26 - HEB
 <b>Seilzug, Feststellbremse</b>							
1.4 1.4 CRDi 1.6 1.6 CRDi 1.6 CRDi 1.6 CRDi 1.6 GDI	73 74 66 95 81 94 100 99	06/12→12/15 01/15→ 06/12→ 06/12→12/15 06/12→12/15 01/15→ 06/12→	➡	<input type="checkbox"/> ; - eFSB; Scheibenbremse		24.3727-3126.2 583126	L= 1.746
			➡	<input type="checkbox"/> ; - eFSB; Scheibenbremse		24.3727-3127.2 583127	L= 1.885
1.6	88	06/12→	➡	<input type="checkbox"/> ; → 06/12; Scheibenbremse		24.3727-3116.2 583116	L= 1.715
			➡	<input type="checkbox"/> ; → 06/12; Scheibenbremse		24.3727-3117.2 583117	L= 1.705
			➡	<input type="checkbox"/> ; - eFSB; Scheibenbremse		24.3727-3126.2 583126	L= 1.746
			➡	<input type="checkbox"/> ; - eFSB; Scheibenbremse		24.3727-3127.2 583127	L= 1.885
<b>HYUNDAI - ix35 (LM, EL, ELH) 08/09→</b>							
 <b>Bremsbackensatz, Feststellbremse</b>							
1.6 1.7 CRDi 2.0 CRDi 2.0 CRDi 2.0 GDi 2.0	99 85 130 135 122 120	11/10→ 11/10→ 01/12→ 01/12→ 08/13→ 01/10→		→ 12/15		03.0137-3029.2 653029	Ø 167 x 26 - HEB
2.0 4WD 2.0 CRDi 2.0 CRDi 4WD 2.0 CRDi 4WD 2.0 CRDi 4WD 2.0 GDi 4WD 2.0 CVVT 2.0 CVVT AWD 2.4 DCVVT-I 4WD	120 100 100 135 130 122 110 110 128	01/10→ 01/10→ 01/10→ 01/10→ 01/12→ 08/13→ 08/09→ 08/09→ 07/10→12/13		04/10→ 07/13 04/10→ 07/13 04/10→ 12/15 04/10→ 12/15 → 12/15 → 07/13		03.0137-3030.2 653030 03.0137-3029.2 653029 03.0137-3030.2 653030 03.0137-3030.2 653030 03.0137-3030.2 653030 03.0137-3030.2 653030 03.0137-3029.2 653029 03.0137-3030.2 653030	Ø 167 x 26 - HEB Ø 189 x 40 + HEB Ø 167 x 26 - HEB Ø 189 x 40 + HEB Ø 189 x 40 + HEB Ø 189 x 40 + HEB Ø 167 x 26 - HEB Ø 189 x 40 + HEB














	kw				! #		
<b>HYUNDAI - ix55 09/06→</b>							
 <b>Bremsbackensatz, Feststellbremse</b>							
3.0 V6 CRDi 4WD	176	09/08→12/11				03.0137-3031.2 653031	∅ 209 x 40 - HEB
3.0 V6 CRDi 4WD	184	09/11→12/12					
3.8 V6	194	01/11→		→ 12/12		03.0137-3031.2 653031	∅ 209 x 40 - HEB
3.8 V6 4WD	194	01/11→					
3.8 V6 4WD	199	01/08→					
3.8 V6 4WD	191	01/07→		01/08→ 12/12		03.0137-3031.2 653031	∅ 209 x 40 - HEB
<b>HYUNDAI - LANTRA I (J-1) 10/90→11/95</b>							
<b>Zubehörsatz, Bremsbacken</b>							
1.5 i.e.	63	10/90→11/95	➡	12/90→ 04/95; - ABS		03.0137-9270.2 669270	
1.6 i.e. 16V	78	10/90→11/95					
1.6 i.e. 16V	84	10/90→11/95					
1.8 i.e. 16V	93	10/90→11/95					
 <b>Bremsbackensatz</b>							
1.5 i.e.	63	10/90→11/95	➡	12/90→ 04/95; - ABS		03.0137-0369.2 650369	∅ 203 x 39 + HEB
1.6 i.e. 16V	78	10/90→11/95					
1.6 i.e. 16V	84	10/90→11/95					
1.8 i.e. 16V	93	10/90→11/95					
<b>HYUNDAI - LANTRA II (J-2) 06/95→10/00</b>							
<b>Zubehörsatz, Bremsbacken</b>							
1.5 12V	65	12/96→09/00	➡	→ 05/00		03.0137-9270.2 669270	
1.6 16V	84	11/95→09/00					
1.6 i	66	11/95→09/00					
1.9 D	50	03/98→09/00					
2.0 16V	102	08/96→09/00					
2.0	100	04/97→05/00	➡			03.0137-9270.2 669270	
 <b>Bremsbackensatz</b>							
1.5 12V	65	12/96→09/00	➡	→ 05/00; - ABS		03.0137-0369.2 650369	∅ 203 x 39 + HEB
1.6 16V	84	11/95→09/00					
1.6 i	66	11/95→09/00					
1.9 D	50	03/98→09/00					
2.0 16V	102	08/96→09/00					
2.0	100	04/97→05/00	➡	- ABS		03.0137-0369.2 650369	∅ 203 x 39 + HEB
 <b>Seilzug, Feststellbremse</b>							
1.5 12V	65	12/96→09/00	➡	<input type="checkbox"/> ; → 05/00; + ABS; Scheibenbremse	24.3727-3106.2 583106	583106	L= 1.428
			➡	<input type="checkbox"/> ; → 05/00; + ABS; Scheibenbremse	24.3727-3107.2 583107	583107	L= 1.436
1.5 16V	76	11/95→10/00	➡	<input type="checkbox"/> ; Scheibenbremse	24.3727-3106.2 583106	583106	L= 1.428
			➡	<input type="checkbox"/> ; Scheibenbremse	24.3727-3107.2 583107	583107	L= 1.436
1.6 16V	76	11/95→10/00	➡				
1.9 D	50	03/98→09/00	➡				
2.0	100	04/97→05/00	➡				
1.6 16V	84	11/95→09/00	➡	<input type="checkbox"/> ; → 05/00; Scheibenbremse	24.3727-3106.2 583106	583106	L= 1.428
			➡	<input type="checkbox"/> ; → 05/00; Scheibenbremse	24.3727-3107.2 583107	583107	L= 1.436
1.6 i	66	11/95→09/00	➡				
1.8 16V	94	11/95→09/00	➡				
2.0 16V	102	08/96→09/00	➡				
<b>HYUNDAI - LANTRA II Wagon (J-2) 02/96→10/00</b>							
<b>Zubehörsatz, Bremsbacken</b>							
1.5 12V	65	04/97→10/00	➡	→ 05/00		03.0137-9270.2 669270	
1.6 16V	84	02/96→10/00					
1.6 i	66	02/96→10/00					
1.9 D	50	03/98→10/00					
2.0 16V	102	12/96→10/00					
2.0	100	04/97→05/00	➡			03.0137-9270.2 669270	
 <b>Bremsbackensatz</b>							
1.5 12V	65	04/97→10/00	➡	→ 05/00; - ABS		03.0137-0369.2 650369	∅ 203 x 39 + HEB
1.6 16V	84	02/96→10/00					
1.6 i	66	02/96→10/00					
1.9 D	50	03/98→10/00					
2.0 16V	102	12/96→10/00					
2.0	100	04/97→05/00	➡	- ABS		03.0137-0369.2 650369	∅ 203 x 39 + HEB
 <b>Seilzug, Feststellbremse</b>							
1.5 12V	65	04/97→10/00	➡	<input type="checkbox"/> ; → 05/00; + ABS; Scheibenbremse	24.3727-3106.2 583106	583106	L= 1.428
			➡	<input type="checkbox"/> ; → 05/00; + ABS; Scheibenbremse	24.3727-3107.2 583107	583107	L= 1.436
1.6 16V	84	02/96→10/00	➡	<input type="checkbox"/> ; → 05/00; Scheibenbremse	24.3727-3106.2 583106	583106	L= 1.428
			➡	<input type="checkbox"/> ; → 05/00; Scheibenbremse	24.3727-3107.2 583107	583107	L= 1.436
1.6 i	66	02/96→10/00	➡				
1.8 16V	94	02/96→10/00	➡				
↓							

	kw					! #		
<b>HYUNDAI - LANTRA II Wagon (J-2) 02/96→10/00</b>								
 <b>Seilzug, Feststellbremse</b>								
2.0 16V	102	12/96→10/00	➡	<input type="checkbox"/> ; → 05/00; Scheibenbremse		24.3727-3106.2	583106	L= 1.428
			➡	<input type="checkbox"/> ; → 05/00; Scheibenbremse		24.3727-3107.2	583107	L= 1.436
1.9 D	50	03/98→10/00	➡	<input type="checkbox"/> ; → 09/00; Scheibenbremse		24.3727-3106.2	583106	L= 1.428
			➡	<input type="checkbox"/> ; → 09/00; Scheibenbremse		24.3727-3107.2	583107	L= 1.436
2.0	100	04/97→05/00	➡	<input type="checkbox"/> ; Scheibenbremse		24.3727-3106.2	583106	L= 1.428
			➡	<input type="checkbox"/> ; Scheibenbremse		24.3727-3107.2	583107	L= 1.436
<b>HYUNDAI - MATRIX (FC) 06/01→08/10</b>								
 <b>Radbremszylinder</b>								
1.5	75	06/01→08/10	➡	- ABS		24.3219-1743.3	020485	Ø 19,05 ALU
1.5 CRDi	60	10/01→08/10						
1.5 CRDi	75	12/04→08/10						
1.5 CRDi VGT	81	08/05→08/10						
1.6	66	01/02→12/05						
1.6	76	06/01→08/10						
 <b>Bremsbackensatz</b>								
1.5	75	06/01→08/10	➡	- ABS		03.0137-0437.2	650437	Ø 203 x 38 + HEB
1.5 CRDi	60	10/01→08/10						
1.5 CRDi	75	12/04→08/10						
1.5 CRDi VGT	81	08/05→08/10						
1.6	66	01/02→12/05						
1.6	76	06/01→08/10						
 <b>Bremsbackensatz, Feststellbremse</b>								
1.5	75	06/01→08/10	➡	- ABS		03.0137-3025.2	653025	Ø 170 x 27 - HEB
1.5 CRDi	60	10/01→08/10	➡	+ ABS		03.0137-3025.2	653025	Ø 170 x 27 - HEB
1.5 CRDi	75	12/04→08/10						
1.5 CRDi VGT	81	08/05→08/10						
1.6	66	01/02→12/05						
1.6	76	06/01→08/10						
1.8	90	06/01→08/10	➡			03.0137-3025.2	653025	Ø 170 x 27 - HEB
<b>HYUNDAI - PONY / EXCEL Stufenheck (X-2) 09/89→01/95</b>								
<b>Zubehörsatz, Bremsbacken</b>								
1.3	49	01/90→01/95	➡	07/94→		03.0137-9277.2	669277	
1.5	53	01/90→01/95						
1.5 i	61	01/90→01/95						
1.5 i	62	01/90→01/95						
 <b>Bremstrommel</b>								
1.3	49	01/90→01/95	➡	07/94→		24.0218-0027.1	480099	Ø 180,0 x 44 / 182
1.5	53	01/90→01/95						
1.5 i	61	01/90→01/95						
1.5 i	62	01/90→01/95						
 <b>Bremsbackensatz</b>								
1.3	49	01/90→01/95	➡	07/94→		03.0137-0366.2	650366	Ø 180 x 32 + HEB
1.5	53	01/90→01/95						
1.5 i	61	01/90→01/95						
1.5 i	62	01/90→01/95						
 <b>Seilzug, Feststellbremse</b>								
1.3	49	01/90→01/95	➡	<input type="checkbox"/> ; 07/94→; Trommelbremse		24.3727-3102.2	583102	L= 1.485
1.5	53	01/90→01/95	➡	<input type="checkbox"/> ; 07/94→; Trommelbremse		24.3727-3103.2	583103	L= 1.485
1.5 i	61	01/90→01/95						
1.5 i	62	01/90→01/95						
<b>HYUNDAI - PONY (X-2) 10/89→01/95</b>								
<b>Zubehörsatz, Bremsbacken</b>								
1.3	43	10/89→01/95	➡	06/90→ 06/94		03.0137-9277.2	669277	
1.3	49	10/89→01/95						
1.5	53	10/89→01/95						
1.5 i	61	10/89→01/95						
1.5 i	62	10/89→01/95						
 <b>Bremsbackensatz</b>								
1.3	43	10/89→01/95	➡	06/90→ 06/94		03.0137-0367.2	650367	Ø 180 x 37 + HEB
1.3	49	10/89→01/95						
1.5	53	10/89→01/95						
1.5 i	61	10/89→01/95						
1.5 i	62	10/89→01/95						

	kw			 	! #		
<b>HYUNDAI - SANTA FÉ I (SM) 11/00→03/06</b>							
 <b>Bremsbackensatz, Feststellbremse</b>							
2.0	99	08/01→03/06	➔	→ 02/06; + ABS		03.0137-3004.2 653004	Ø 190 x 40 + HEB
2.0 CRDi	83	08/01→03/06					
2.0 CRDi 4x4	83	04/01→03/06					
2.0 CRDi 4x4	92	08/03→03/06					
2.4 16V	100	02/01→03/06					
2.4 16V	107	02/01→03/06					
2.4 16V 4x4	100	02/01→03/06					
2.4 16V 4x4	107	02/01→03/06					
2.7 V6 4x4	127	02/01→03/06					
2.0 CRDi Allrad	107	11/03→02/06	➔	+ ABS		03.0137-3004.2 653004	Ø 190 x 40 + HEB
2.7 4x4	129	09/02→12/04					
2.7	129	08/04→03/06		03/06→		03.0137-3032.2 653032	Ø 189 x 31 - HEB
2.7 4x4	132	11/00→03/06	➔	02/01→ 02/06; + ABS		03.0137-3004.2 653004	Ø 190 x 40 + HEB
 <b>Seilzug, Feststellbremse</b>							
2.0	99	08/01→03/06	➔	☐; → 02/06; + ABS; Scheibenbremse		24.3727-3108.2 583108	L= 1.775
2.0 CRDi	83	08/01→03/06					
2.0 CRDi 4x4	83	04/01→03/06	➔	☐; → 02/06; + ABS; Scheibenbremse		24.3727-3109.2 583109	L= 1.741
2.0 CRDi 4x4	92	08/03→03/06					
2.4 16V	100	02/01→03/06					
2.4 16V	107	02/01→03/06					
2.4 16V 4x4	100	02/01→03/06					
2.4 16V 4x4	107	02/01→03/06					
2.7 V6 4x4	127	02/01→03/06					
2.0 CRDi Allrad	107	11/03→02/06	➔	☐; + ABS; Scheibenbremse		24.3727-3108.2 583108	L= 1.775
2.7 4x4	129	09/02→12/04	➔	☐; + ABS; Scheibenbremse		24.3727-3109.2 583109	L= 1.741
2.7 4x4	132	11/00→03/06	➔	☐; 02/01→ 02/06; + ABS; Scheibenbremse		24.3727-3108.2 583108	L= 1.775
			➔	☐; 02/01→ 02/06; + ABS; Scheibenbremse		24.3727-3109.2 583109	L= 1.741
<b>HYUNDAI - SANTA FÉ II (CM) 10/05→12/12</b>							
 <b>Bremsbackensatz, Feststellbremse</b>							
2.0 CRDi	110	12/10→12/12		→ 08/12		03.0137-3052.2 653052	Ø 189 x 27 - HEB
2.0 CRDi 4x4	110	12/10→12/12				03.0137-3052.2 653052	Ø 189 x 27 - HEB
2.2 CRDi	147	01/09→12/10					
2.2 CRDi 4x4	147	01/09→12/12					
2.2 CRDi	102	03/06→12/12		→ 08/07		03.0137-3032.2 653032	Ø 189 x 31 - HEB
2.2 CRDi 4x4	102	03/06→12/12					
2.2 CRDi	114	03/06→12/09				03.0137-3032.2 653032	Ø 189 x 31 - HEB
2.2 CRDi 4x4	114	03/06→12/09					
2.2 CRDi GLS	110	03/06→12/09					
2.2 CRDi GLS 4x4	110	03/06→12/09					
2.7 V6 GLS	139	03/06→12/09					
2.7 V6 GLS 4x4	139	03/06→12/09					
2.2 CRDi	145	01/09→12/12		10/09→ 11/10		03.0137-3027.2 653027	Ø 189 x 26 - HEB
2.2 CRDi 4x4	145	01/09→12/12		→ 09/09		03.0137-3032.2 653032	Ø 189 x 31 - HEB
				12/10→		03.0137-3052.2 653052	Ø 189 x 27 - HEB
2.4	128	11/10→12/12		→ 11/10		03.0137-3027.2 653027	Ø 189 x 26 - HEB
2.4 4x4	128	07/10→12/12		12/10→		03.0137-3052.2 653052	Ø 189 x 27 - HEB
2.7	125	03/06→12/12		→ 12/11		03.0137-3032.2 653032	Ø 189 x 31 - HEB
2.7 4x4	125	03/06→12/12					
2.7 4x4	147	01/07→12/12		→ 09/11		03.0137-3032.2 653032	Ø 189 x 31 - HEB
<b>HYUNDAI - SANTA FÉ III (DM) 09/12→</b>							
 <b>Bremsbackensatz, Feststellbremse</b>							
2.0 CRDi	110	09/12→	➔			03.0137-3048.2 653048	Ø 189 x 27 - HEB
2.0 CRDi 4WD	110	09/12→					
2.0 CRDi 4WD	135	09/12→					
2.2 CRDi	145	09/12→12/15					
2.2 CRDi	147	10/15→					
2.2 CRDi 4WD	145	09/12→12/15					
2.2 CRDi 4WD	147	10/15→					
2.4	141	09/12→12/15					
2.4 4WD	141	09/12→12/15					
2.4 CCVT	129	09/12→					
2.4 CCVT AWD	129	09/12→					
2.4 GDI	138	05/15→					
2.4 GDI 4WD	138	05/15→					
<b>HYUNDAI - S COUPE (SLC) 02/90→05/96</b>							
<b>Zubehörsatz, Bremsbacken</b>							
1.5 i	65	04/92→05/96	➔	06/92→ 04/96		03.0137-9277.2 669277	
↓							















	kW			 	! #		
<b>HYUNDAI - S COUPE (SLC) 02/90→05/96</b>							
<b>Zubehörsatz, Bremsbacken</b>							
1.5 i Turbo	85	04/91→05/96	➡	06/92→		03.0137-9277.2 669277	
<b> Bremsbackensatz</b>							
1.5 i	65	04/92→05/96	➡	06/92→ 04/96		03.0137-0367.2 650367	Ø 180 x 37 + HEB
1.5 i Turbo	85	04/91→05/96	➡	06/92→		03.0137-0367.2 650367	Ø 180 x 37 + HEB
<b>HYUNDAI - SONATA IV (EF) 03/98→12/05</b>							
<b> Bremsbackensatz, Feststellbremse</b>							
2.0	100	04/01→11/04	➡	10/01→; + ABS		03.0137-3024.2 653024	Ø 170 x 32 + HEB
2.0 16V	96	10/01→11/04	➡	+ ABS		03.0137-3024.2 653024	Ø 170 x 32 + HEB
2.0 16V	106	10/01→11/04					
2.7 V6	123	10/01→11/04					
2.7 V6	127	10/01→11/04					
2.7 V6	129	11/02→11/04					
2.4	104	10/01→05/05	➡	→ 12/04; + ABS		03.0137-3024.2 653024	Ø 170 x 32 + HEB
2.7 i V6	132	10/01→05/05					
<b>HYUNDAI - SONATA V (NF) 01/05→12/10</b>							
<b> Bremsbackensatz, Feststellbremse</b>							
2.0 CRDi	100	02/06→12/10	➡			03.0137-3025.2 653025	Ø 170 x 27 - HEB
2.0 CRDi	103	02/06→12/10					
2.0 CRDi	105	02/06→					
2.0 CRDi	110	03/09→12/10					
2.0 GLSi	119	07/08→12/10					
2.0 VVTi GLS	106	05/05→12/10					
2.0 VVTi GLS	121	01/08→12/10					
2.4	119	01/05→12/10					
2.4	125	06/08→12/09					
2.4	128	06/08→12/10					
3.3	171	01/05→12/10					
3.3	173	06/05→12/10					
3.3	184	01/08→12/10					
<b>HYUNDAI - TERRACAN (HP) 06/01→03/08</b>							
<b> Bremsbackensatz, Feststellbremse</b>							
2.5 D	74	06/01→10/03	➡			03.0137-3014.2 653014	Ø 190 x 40 - HEB
2.5 TD	74	12/01→12/06					
2.9 CRDi	110	11/01→07/03					
2.9 CRDi 4WD	120	11/03→12/06					
3.5 i V6 4WD	143	12/01→12/06					
3.5 i V6 4WD	147	12/01→12/06					
2.9 CRDi 4WD	110	12/01→12/06	➡	→ 07/03		03.0137-3014.2 653014	Ø 190 x 40 - HEB
<b>HYUNDAI - TUCSON (JM) 08/04→11/10</b>							
<b> Bremsbackensatz, Feststellbremse</b>							
2.0	104	08/04→03/10	➡			03.0137-3016.2 653016	Ø 167 x 27 - HEB
2.0	105	01/10→03/10					
2.0 CRDi	83	08/04→03/10					
2.0 CRDi	88	01/07→03/10					
2.0 CRDi	100	01/06→03/10					
2.0 CRDi	103	01/06→03/10					
2.0 CRDi	110	01/09→03/10					
2.0 Allrad	104	08/04→03/10	➡			03.0137-3004.2 653004	Ø 190 x 40 + HEB
2.0 CRDi Allrad	83	08/04→03/10					
2.0 CRDi Allrad	88	01/07→03/10					
2.0 CRDi Allrad	100	01/06→03/10					
2.0 CRDi Allrad	103	01/06→03/10					
2.0 CRDi Allrad	110	01/09→03/10					
2.7 Allrad	129	08/04→03/10					
2.0 Allrad	105	07/05→11/10	➡	→ 03/10		03.0137-3004.2 653004	Ø 190 x 40 + HEB
<b>INFINITI - FX 10/08→</b>							
<b> Bremsbackensatz, Feststellbremse</b>							
30d AWD	175	04/10→				03.0137-3041.2 653041	Ø 190 x 33 - HEB
37 AWD	235	10/08→					
50 AWD	287	10/08→					
50 AWD	309	06/13→					
<b>INFINITI - M (Y51) 03/10→</b>							
<b> Bremsbackensatz, Feststellbremse</b>							
25	163	07/10→				03.0137-3041.2 653041	Ø 190 x 33 - HEB
30d	175	03/10→					
↓							











	kW					! #		
<b>INFINITI - M (Y51) 03/10→</b>								
 <b>Bremsbackensatz, Feststellbremse</b>								
35h	225	04/11→					03.0137-3041.2 653041	Ø 190 x 33 - HEB
37	235	03/10→						
56	309	01/12→						
56 X	300	03/10→						
37	243	01/12→		01/12→			03.0137-3041.2 653041	Ø 190 x 33 - HEB
56	300	03/10→						
<b>INFINITI - M35 01/05→</b>								
 <b>Bremsbackensatz, Feststellbremse</b>								
3.5 h	268	01/10→		04/11→			03.0137-3041.2 653041	Ø 190 x 33 - HEB
<b>INFINITI - M37 01/10→</b>								
 <b>Bremsbackensatz, Feststellbremse</b>								
3.7 Allrad	243	01/10→		01/12→			03.0137-3041.2 653041	Ø 190 x 33 - HEB
<b>INFINITI - Q50 04/13→</b>								
 <b>Bremsbackensatz, Feststellbremse</b>								
50 Red	298	09/15→					03.0137-3041.2 653041	Ø 190 x 33 - HEB
<b>INFINITI - Q60 Coupe 09/16→</b>								
 <b>Bremsbackensatz, Feststellbremse</b>								
2.0 T	155	09/16→					03.0137-3041.2 653041	Ø 190 x 33 - HEB
3.0 T AWD	298	09/16→						
<b>INFINITI - Q70 (Y51) 03/13→</b>								
 <b>Bremsbackensatz, Feststellbremse</b>								
2.2 D	125	10/14→					03.0137-3041.2 653041	Ø 190 x 33 - HEB
3.0	175	03/13→						
3.5 Hybrid	225	03/13→						
3.7	235	03/13→						
5.6 AWD	300	01/15→						
<b>INFINITI - QX60 04/12→</b>								
 <b>Bremsbackensatz, Feststellbremse</b>								
3.5 AWD	195	04/12→		11/12→ 12/14			03.0137-3041.2 653041	Ø 190 x 33 - HEB
<b>INFINITI - QX70 08/13→</b>								
 <b>Bremsbackensatz, Feststellbremse</b>								
3.7 AWD	235	08/13→					03.0137-3041.2 653041	Ø 190 x 33 - HEB
30d AWD	175	08/13→						
37 AWD	245	02/14→						
50 AWD	287	08/13→						
50 AWD	294	08/13→						
<b>ISUZU - D-MAX I (TFR, TFS) 05/02→06/12</b>								
 <b>Radbremsszylinder</b>								
2.5 DiTD (TFR86_)	74	10/02→06/12	➡	→ 05/03			24.3225-1702.3 020425	Ø 25,4 GG
2.5 DiTD 4x4 (TFS86_)	74	05/02→06/12						
2.5 DiTD (TFR86_)	100	10/06→06/12	➡	10/07→ 05/12			24.3223-1710.3 020557	Ø 23,81 ALU
3.0 DiTD (TFR85_)	120	01/07→06/12						
2.5 DiTD 4x4 (TFS86_)	100	01/07→06/12	➡	→ 05/12			24.3223-1710.3 020557	Ø 23,81 ALU
3.0 DiTD 4x4 (TFS85_)	120	01/07→06/12						
3.0 DiTD (TFR85_)	96	10/02→06/12	➡	06/03→ 05/12			24.3223-1710.3 020557	Ø 23,81 ALU
3.0 DiTD 4x4 (TFS85_)	96	05/02→06/12	➡	→ 05/03			24.3225-1702.3 020425	Ø 25,4 GG
 <b>Bremsbackensatz</b>								
2.5 DiTD (TFR86_)	74	10/02→06/12	➡	→ 05/03			03.0137-0445.2 650445	Ø 294 x 47 - HEB
2.5 DiTD 4x4 (TFS86_)	74	05/02→06/12						
3.0 DiTD (TFR85_)	96	10/02→06/12						
3.0 DiTD 4x4 (TFS85_)	96	05/02→06/12						
<b>ISUZU - D-MAX I Pritsche/Fahrgestell (TFR, TFS) 01/07→06/12</b>								
 <b>Radbremsszylinder</b>								
3.0 D	120	01/07→06/12	➡	10/07→ 05/12			24.3223-1710.3 020557	Ø 23,81 ALU
3.0 D Allrad 4x4	120	01/07→06/12	➡	→ 05/12			24.3223-1710.3 020557	Ø 23,81 ALU

	kw			 	! #		
<b>ISUZU - D-MAX II (TFR, TFS) 06/12 →</b>							
 <b>Radbremsszylinder</b>							
2.5 CRDi (TFR86_)	120	06/12 →	➔		24.3223-1710.3	020557	Ø 23,81 ALU
2.5 CRDi 4x4 (TFS86_)	120	06/12 →					
<b>ISUZU - D-MAX II Pritsche/Fahrgestell (TFR, TFS) 06/12 →</b>							
 <b>Radbremsszylinder</b>							
2.5 CRDi	120	06/12 →	➔		24.3223-1710.3	020557	Ø 23,81 ALU
2.5 CRDi 4WD	120	06/12 →					
<b>IVECO - DAILY II Bus 01/89 → 05/99</b>							
 <b>Radbremsszylinder</b>							
A 45-10 (94159111, 94159131, 94159211, 94159311...)	76	01/91 → 04/96	➔		24.3220-1106.3	020217	Ø 20,64 GG
A 45-10 (95739111, 95739131, 95739311, 95739317, 95739331)	76	05/96 → 05/99	➔	→ 04/99	24.3220-1106.3	020217	Ø 20,64 GG
<b>IVECO - DAILY II Kasten/Kombi 01/89 → 05/99</b>							
 <b>Radbremsszylinder</b>							
35-8 (12934104, 12934111, 12934112, 12934117, 12934124...)	55	01/91 → 08/98	➔		24.3217-1113.3	020176	Ø 17,46 ALU
35-8 (12934104, 12934111, 12934112, 12934117, 12934124...)	60	01/91 → 08/98					
35-8 (14934104, 14934111, 14934204, 14934205, 14934211...)	62	09/98 → 05/99	➔	→ 04/99	24.3217-1113.3	020176	Ø 17,46 ALU
45-10 V (13034204, 13034211, 13034212, 13034224...)	76	01/89 → 04/96	➔		24.3220-1106.3	020217	Ø 20,64 GG
49-10 V (13054204, 13054211, 13054212, 13054215...)	76	01/89 → 04/96					
 <b>Bremsbackensatz</b>							
30-8 (12914111, 12914112, 12914117, 12914131, 12914137...)	55	01/89 → 08/98	➔	für Einfachbereifung	03.0137-0309.2	650309	Ø 254 x 70
30-8 (12914111, 12914112, 12914117, 12914131, 12914137...)	60	01/89 → 08/98					
30-8 (14914111, 14914117, 14914211, 14914217, 14915111...)	60	01/89 → 08/98					
30-8 (14914111, 14914117, 14914211, 14914217, 14915111...)	62	09/98 → 05/99	➔	→ 04/99; für Einfachbereifung	03.0137-0309.2	650309	Ø 254 x 70
30-8 V (14914111, 14914117, 14914211, 14914217...)	62	09/98 → 05/99					
35-8 (12934104, 12934111, 12934112, 12934117, 12934124...)	55	01/91 → 08/98	➔	für Doppelbereifung	03.0137-0300.2	650300	Ø 254 x 89
35-8 (12934104, 12934111, 12934112, 12934117, 12934124...)	60	01/91 → 08/98					
35-8 (14934104, 14934111, 14934204, 14934205, 14934211...)	62	09/98 → 05/99	➔	→ 04/99; für Doppelbereifung	03.0137-0300.2	650300	Ø 254 x 89
 <b>Bremsbackensatz, Feststellbremse</b>							
35-10 (12974212, 12974217, 12974417)	68	09/96 → 08/98	➔		03.0137-3005.2	653005	Ø 172 x 42 - HEB
35-10 (12974212, 12974217, 13014111, 13014131, 13014204...)	76	01/89 → 08/98	➔	01/96 →	03.0137-3005.2	653005	Ø 172 x 42 - HEB
35-10 (12974212, 12974217, 13014111, 13014131, 13014204...)	80	01/89 → 08/98					
35-12 (13114131, 13114204, 13114211, 13114212, 13114217...)	85	01/90 → 04/96					
49-12 V (13134124, 13134204, 13134211, 13134212...)	85	06/90 → 04/96					
↓							



















































	kW			 	! #		
<b>IVECO - DAILY II Kasten/Kombi 01/89→05/99</b>							
 <b>Bremsbackensatz, Feststellbremse</b>							
35-10 (15034111, 15034204, 15034211, 15034215, 15034217...)	76	01/96→05/99	➡	→ 04/99		<b>03.0137-3005.2 653005</b>	Ø 172 x 42 - HEB
49-12 V (15154204, 15154211, 15154215, 15154217...)	90	05/96→05/99					
<b>IVECO - DAILY II Kipper 01/89→05/99</b>							
 <b>Radbremszylinder</b>							
35-8 K (14930304, 14931104, 14931111, 14931115...)	62	09/98→05/99	➡	→ 04/99		<b>24.3217-1113.3 020176</b>	Ø 17,46 ALU
45-10 (13031204, 13031211, 13031212, 13031224, 13031231...)	76	01/92→04/96	➡			<b>24.3220-1106.3 020217</b>	Ø 20,64 GG
49-10 K (13056212, 13056224, 13056231, 13056237...)	76	01/89→04/96					
49-10 K (15056204, 15056211, 15056304, 15056311)	76	05/96→05/99	➡	→ 04/99		<b>24.3220-1106.3 020217</b>	Ø 20,64 GG
 <b>Bremsbackensatz</b>							
35-8 K (14930304, 14931104, 14931111, 14931115...)	62	09/98→05/99	➡	→ 04/99; für Doppelbereifung		<b>03.0137-0300.2 650300</b>	Ø 254 x 89
 <b>Bremsbackensatz, Feststellbremse</b>							
35-10 K (15030111, 15030211, 15030311, 15031111...)	76	01/97→05/99	➡	→ 04/99		<b>03.0137-3005.2 653005</b>	Ø 172 x 42 - HEB
49-12 K	90	05/96→05/99					
35-12 K (15130311, 15130411, 15131111, 15131204...)	90	09/96→08/98	➡			<b>03.0137-3005.2 653005</b>	Ø 172 x 42 - HEB
49-12 K (13136204, 13136211, 13136212, 13136224...)	85	06/90→04/96	➡	01/96→		<b>03.0137-3005.2 653005</b>	Ø 172 x 42 - HEB
<b>IVECO - DAILY II Pritsche/Fahrgestell 01/89→05/99</b>							
 <b>Radbremszylinder</b>							
35-8 (12931102, 12931104, 12931111, 12931112, 12931117...)	55	01/89→08/98	➡			<b>24.3217-1113.3 020176</b>	Ø 17,46 ALU
35-8 (12931102, 12931104, 12931111, 12931112, 12931117...)	60	01/89→08/98					
35-8 (14930304, 14931104, 14931111, 14931115, 14931204...)	62	09/98→05/99	➡	→ 04/99		<b>24.3217-1113.3 020176</b>	Ø 17,46 ALU
45-10 (13031204, 13031211, 13031212, 13031224, 13031231...)	76	01/89→04/96	➡			<b>24.3220-1106.3 020217</b>	Ø 20,64 GG
49-10 (13050211, 13050231, 13050304, 13050311, 13050331...)	76	01/89→04/96					
49-10 (15050304, 15050404, 15050411, 15051204, 15051211...)	76	05/96→05/99	➡	→ 04/99		<b>24.3220-1106.3 020217</b>	Ø 20,64 GG
 <b>Bremsbackensatz</b>							
35-8 (12931102, 12931104, 12931111, 12931112, 12931117...)	55	01/89→08/98	➡	für Doppelbereifung		<b>03.0137-0300.2 650300</b>	Ø 254 x 89
35-8 (12931102, 12931104, 12931111, 12931112, 12931117...)	60	01/89→08/98					
35-8 (14930304, 14931104, 14931111, 14931115, 14931204...)	62	09/98→05/99	➡	→ 04/99; für Doppelbereifung		<b>03.0137-0300.2 650300</b>	Ø 254 x 89
 <b>Bremsbackensatz, Feststellbremse</b>							
35-10 35-10 (12971112, 12971212, 12971312, 12971317, 12976112...) ↓	80 68	01/89→12/96 01/89→12/96	➡	01/96→		<b>03.0137-3005.2 653005</b>	Ø 172 x 42 - HEB














	kW			 	! #		
<b>IVECO - DAILY II Pritsche/Fahrgestell 01/89→05/99</b>							
 <b>Bremsbackensatz, Feststellbremse</b>							
35-10 (12971112, 12971212, 12971312, 12971317, 12976112...)	76	01/89→12/96	➔	01/96→		<b>03.0137-3005.2 653005</b>	Ø 172 x 42 - HEB
35-12 (13110131, 13110211, 13110231, 13110311, 13110312...)	85	01/90→04/96					
49-12 (13130211, 13130231, 13130304, 13130311, 13130312...)	85	06/90→04/96					
35-10 (15030111, 15030211, 15030311, 15031111, 15031117...)	76	01/96→05/99	➔	→ 04/99		<b>03.0137-3005.2 653005</b>	Ø 172 x 42 - HEB
35-12 (15130311, 15130411, 15131111, 15131204, 15131211...)	90	05/96→05/99					
49-12 (15150211, 15150311, 15150404, 15150411, 15151204...)	90	05/96→05/99					
<b>IVECO - DAILY III Kasten/Kombi 11/97→10/09</b>							
 <b>Bremsbackensatz, Feststellbremse</b>							
29 L 10 V (ALJA43A2, ALJA42A2, ALJA41A2)	70	09/02→07/07	➔	→ 04/06		<b>03.0137-3005.2 653005</b>	Ø 172 x 42 - HEB
29 L 11 V	78	05/99→07/07					
29 L 12 V (ALKA41A2, ALLA52A2, ALKA42A2)	85	09/02→07/07					
29 L 13	92	05/01→07/07					
29 L 9 V	62	05/99→07/07					
35 C 12 V, 35 S 12 V (AGKA43A2, AGKB43A2, AGKB46A2...)	85	09/02→07/07					
50 C 11	78	05/99→07/07					
50 C 13	92	05/99→07/07					
29 L 14	100	01/05→04/06	➔			<b>03.0137-3005.2 653005</b>	Ø 172 x 42 - HEB
29 L 9 V	66	11/01→04/06					
35 C 14	100	09/04→04/06					
35 C 14, 35 S 14	100	01/05→04/06					
35 C 17, 35 S 17	122	01/05→04/06					
50 C 14	100	09/04→04/06					
50 C 15	107	01/01→04/06					
50 C 17	122	09/04→04/06					
<b>IVECO - DAILY III Pritsche/Fahrgestell 03/98→10/09</b>							
 <b>Bremsbackensatz, Feststellbremse</b>							
29 L 10 (ALJAV1A1, ALJA41AA, ALJA41A1, AHJA64A1...)	70	09/02→04/06	➔			<b>03.0137-3005.2 653005</b>	Ø 172 x 42 - HEB
29 L 11	78	05/99→04/06					
29 L 12 (ALKA41A1, AHKA64A1, ALLA51A1)	85	09/02→04/06					
29 L 13	92	11/01→04/06					
29 L 14 (AHRA11C1B1, AHRA14C1B1, AHRA64C1B1)	100	11/05→04/06					
29 L 9	62	05/99→04/06					
29 L 9	66	11/01→04/06					
35 C 10 V, 35 S 10 V (AMJA14A1, AMJA64A1, AMJA65A1...)	70	09/02→04/06					
35 C 12, 35 S 12 (AEKA14A1, AEKA14AA, AEKA64A1...)	85	09/02→04/06					
35 C 14	100	09/04→04/06					
35 C 14, 35 S 14	100	01/05→04/06					
35 C 15	107	11/01→04/06					
35 C 17, 35 S 17	122	01/05→04/06					
35 C 9, 35 S 9	66	11/01→04/06					
50 C 11	78	05/99→04/06					
50 C 13	92	05/99→04/06					
50 C 14	100	09/04→04/06					
50 C 15	107	01/01→04/06					
50 C 17	122	09/04→04/06					
<b>JAGUAR - XJ (NAW_, NBW_, X308_) 09/96→05/03</b>							
<b>Reparatursatz, Automatische Nachstellung</b>							
3.2	174	07/97→05/03				<b>03.0137-9700.2 669700</b>	
4.0	209	07/97→05/03					
↓							





































	kW					! #			
<b>JAGUAR - XJ (NAW_, NBW_, X308_) 09/96→05/03</b>									
<b>Reparaturatz, Automatische Nachstellung</b>									
4.0	216	10/97→04/03					03.0137-9700.2	669700	
4.0	267	07/97→05/03							
<b>JAGUAR - XJ (X300_, X330_) 09/94→07/97</b>									
<b>Reparaturatz, Automatische Nachstellung</b>									
12 6.0	229	11/94→07/97					03.0137-9700.2	669700	
6 3.2	155	11/94→07/97							
R Super Charged 4.0	235	11/94→07/97							
6 Sovereign 4.0	177	09/94→07/97		11/94→			03.0137-9700.2	669700	
<b>JAGUAR - XK 8 Coupe (X100_, QEV_) 03/96→07/05</b>									
<b>Reparaturatz, Automatische Nachstellung</b>									
4.0	209	03/96→07/05					03.0137-9700.2	669700	
4.0	267	02/98→07/05							
4.0 XKR	276	05/98→07/05							
4.2	219	08/02→07/05							
R 4,2	291	08/02→07/05							
4.0	216	05/96→07/05		→ 07/99			03.0137-9700.2	669700	
<b>JEEP - CHEROKEE (KJ) 09/01→01/08</b>									
<b> Radbremszylinder</b>									
2.4 4x4	108	09/01→01/08	➔	- ABS			24.3220-1751.3	020590	Ø 20,64 GG
2.4 Laredo	108	10/01→09/04							
2.5 CRD 4x4	105	09/01→01/08							
2.8 CRD 4x4	120	11/04→01/08							
3.7 4x4	150	08/03→01/08							
3.7 4x4	155	09/01→01/08							
3.7 Laredo	150	10/01→09/04							
<b>JEEP - CHEROKEE (XJ) 09/83→09/01</b>									
<b> Radbremszylinder</b>									
2.5	89	10/95→09/01	➔	10/96→; nicht für Polizeifahrzeuge			24.3220-1748.3	020584	Ø 20,64 ALU
2.5 i 4x4	90	12/91→09/01							
2.5 Tdi 4x4	85	10/96→09/01	➔	nicht für Polizeifahrzeuge			24.3220-1748.3	020584	Ø 20,64 ALU
4.0 i	127	07/98→09/01							
4.0 i	135	02/99→09/01							
4.0 i 4x4	131	01/95→09/01							
4.0 i	125	10/90→09/01	➔	01/95→; nicht für Polizeifahrzeuge			24.3220-1748.3	020584	Ø 20,64 ALU
<b>JEEP - COMPASS (MK49) 08/06→</b>									
<b> Bremsbackensatz, Feststellbremse</b>									
2.0	115	05/11→					03.0137-3023.2	653023	Ø 170 x 32 - HEB
2.0 CRD	103	08/06→							
2.0 CRD 4x4	103	09/06→							
2.2 CRD	100	05/11→							
2.2 CRD 4x4	120	12/10→							
2.2 CRD 4x4	100	05/11→							
2.4 4x4	125	09/06→							
2.4	125	08/06→		09/06→			03.0137-3023.2	653023	Ø 170 x 32 - HEB
<b>JEEP - PATRIOT (MK74) 02/07→</b>									
<b> Bremsbackensatz, Feststellbremse</b>									
2.0	115	01/11→		+ ABS			03.0137-3023.2	653023	Ø 170 x 32 - HEB
2.0 CRD	103	02/07→							
2.0 CRD 4x4	103	02/07→							
2.2 CRD 4x4	100	01/11→							
2.2 CRD 4x4	120	01/11→							
2.4	125	06/09→							
2.4 4x4	125	01/08→							
2.4 Eco + 4x4	125	07/08→							
<b>JEEP - WRANGLER II (TJ) 08/96→12/08</b>									
<b> Radbremszylinder</b>									
2.4	105	11/02→04/07	➔				24.3220-1748.3	020584	Ø 20,64 ALU
2.5	87	08/96→04/07							
4.0	124	06/98→04/07							
4.0	130	08/96→04/07							
4.0	142	06/98→03/06							
4.0 Rubicon	128	08/03→04/07							
3.8	153	02/06→12/08	➔	→ 04/07			24.3220-1748.3	020584	Ø 20,64 ALU

	kw			 	! #		
<b>KIA - CARENS III (UN) 09/06→</b>							
 <b>Bremsbackensatz, Feststellbremse</b>							
1.6 CRDi 110 1.6 CRDi 128 1.6 CVVT 1.6 CVVT 2.0 CRDi 115 2.0 CRDi 135 2.0 CRDi 140 2.0 CVVT	85 94 93 97 85 100 103 106	10/10→ 10/10→ 10/10→ 08/09→ 05/07→ 08/09→ 09/06→ 09/06→	➡	→ 02/13		03.0137-3038.2 653038	Ø 167 x 32 - HEB
<b>KIA - CARNIVAL / GRAND CARNIVAL III (VQ) 09/05→</b>							
 <b>Radbremsszylinder</b>							
3.8	195	09/05→	➡	→ 10/06; + ABS		24.3222-1731.3 020531	Ø 22,2 ALU
 <b>Bremsbackensatz</b>							
3.8	195	09/05→	➡	→ 10/06		03.0137-0484.2 650484	Ø 295 x 53 + HEB
<b>KIA - CARNIVAL I (UP) 06/98→10/01</b>							
 <b>Radbremsszylinder</b>							
2.5 i 2.5 V6 2.9 TD	132 121 93	10/00→10/01 08/99→10/01 08/99→10/01	➡ ➡ ➡	+ ABS 06/00→; + ABS 06/00→ 09/01; + ABS		24.3222-1731.3 020531 24.3222-1731.3 020531 24.3222-1731.3 020531	Ø 22,2 ALU Ø 22,2 ALU Ø 22,2 ALU
<b>KIA - CARNIVAL II (GQ) 01/99→09/07</b>							
 <b>Radbremsszylinder</b>							
2.4 2.7 2.5 V6 2.5 V6 2.9 CRDi 2.9 TD	109 124 110 132 106 93	12/01→10/06 07/04→10/06 10/01→06/06 10/01→06/06 10/01→06/06 01/99→09/07	➡ ➡ ➡ ➡ ➡ ➡	→ 08/06; + ABS → 08/06; + ABS + ABS + ABS 10/01→ 08/06; + ABS		24.3222-1731.3 020531 24.3222-1731.3 020531 24.3222-1731.3 020531 24.3222-1731.3 020531	Ø 22,2 ALU Ø 22,2 ALU Ø 22,2 ALU Ø 22,2 ALU
 <b>Bremsbackensatz</b>							
2.4 2.9 TD 2.5 V6 2.5 V6 2.9 CRDi 2.7	109 93 110 132 106 124	12/01→10/06 01/99→09/07 10/01→06/06 10/01→06/06 10/01→06/06 07/04→10/06	➡ ➡ ➡ ➡ ➡ ➡	12/03→ 08/06 12/03→ → 08/06		03.0137-0484.2 650484 03.0137-0484.2 650484 03.0137-0484.2 650484	Ø 295 x 53 + HEB Ø 295 x 53 + HEB Ø 295 x 53 + HEB
<b>KIA - CEE'D Schrägheck (ED) 12/06→12/12</b>							
 <b>Bremsbackensatz, Feststellbremse</b>							
1.4 1.4 1.4 CVVT 1.6 1.6 1.6 1.6 CRDi 115 1.6 CRDi 128 1.6 CRDi 90 1.6 CVVT 2.0 2.0 CRDi 140 2.0 CRDi	77 80 66 85 90 93 85 94 66 92 105 103 100	12/06→12/12 12/06→12/12 06/10→12/12 09/07→12/12 12/06→12/12 02/08→12/12 12/06→12/12 10/10→12/12 12/06→12/12 10/10→12/12 12/06→12/12 09/07→12/12 06/07→12/12	➡ ➡ ➡ ➡ ➡ ➡ ➡ ➡ ➡ ➡ ➡ ➡ ➡	→ 09/12            09/07→ 09/12		03.0137-3029.2 653029            03.0137-3029.2 653029	Ø 167 x 26 - HEB            Ø 167 x 26 - HEB
 <b>Seilzug, Feststellbremse</b>							
1.6 CRDi 128	94	10/10→12/12	➡	☐; → 09/12; Scheibenbremse ☑; → 09/12; Scheibenbremse		24.3727-3204.2 583204 24.3727-3205.2 583205	L= 1.673 L= 1.673
<b>KIA - CEE'D SW (ED) 09/07→12/12</b>							
 <b>Bremsbackensatz, Feststellbremse</b>							
1.4 1.4 1.6 1.6 1.6 1.6 CRDi 115 1.6 CRDi 128 1.6 CRDi 90 1.6 CVVT ↓	77 80 85 90 93 85 94 66 92	10/10→12/12 09/07→12/12 09/07→11/12 09/07→12/12 09/07→12/12 09/07→12/12 10/10→12/12 09/07→12/12 06/09→12/12				03.0137-3029.2 653029	Ø 167 x 26 - HEB


















	kw					! #		
<b>KIA - CEE'D SW (ED) 09/07→12/12</b>								
 <b>Bremsbackensatz, Feststellbremse</b>								
2.0	105	09/07→12/12					<b>03.0137-3029.2 653029</b>	Ø 167 x 26 - HEB
2.0 CRDi 140	103	09/07→12/12						
1.4 CVVT	66	07/09→12/12			10/10→		<b>03.0137-3029.2 653029</b>	Ø 167 x 26 - HEB
1.6 LPG	91	01/08→09/12			→ 12/11		<b>03.0137-3029.2 653029</b>	Ø 167 x 26 - HEB
 <b>Seilzug, Feststellbremse</b>								
1.6 CRDi 128	94	10/10→12/12	➡	<input type="checkbox"/>	Scheibenbremse		<b>24.3727-3204.2 583204</b>	L= 1.673
			➡	<input checked="" type="checkbox"/>	Scheibenbremse		<b>24.3727-3205.2 583205</b>	L= 1.673
<b>KIA - CERATO Stufenheck 01/01→12/04</b>								
 <b>Radbremszylinder</b>								
1.8	85	10/01→07/04	➡		Brems-/Fahrdyn. Artikelbezug: - ABS		<b>24.3217-1120.3 020360</b>	Ø 17,46 GG
<b>Zubehörsatz, Bremsbacken</b>								
1.8	85	10/01→07/04	➡		Brems-/Fahrdyn. Artikelbezug: - ABS		<b>03.0137-9241.2 669241</b>	
 <b>Bremstrommel</b>								
1.8	85	10/01→07/04	➡		Brems-/Fahrdyn. Artikelbezug: - ABS		<b>24.0220-0031.1 480125</b>	Ø 200,0 x 41,5 / 201
 <b>Bremsbackensatz</b>								
1.8	85	10/01→07/04	➡		Brems-/Fahrdyn. Artikelbezug: - ABS		<b>03.0137-0377.2 650377</b>	Ø 200 x 36
<b>KIA - CERATO Stufenheck (LD) 04/04→12/09</b>								
 <b>Radbremszylinder</b>								
1.6	75	04/04→12/09	➡		- ABS	2	<b>24.3217-1120.3 020360</b>	Ø 17,46 GG
<b>Zubehörsatz, Bremsbacken</b>								
1.6	75	04/04→12/09	➡		- ABS		<b>03.0137-9241.2 669241</b>	
 <b>Bremstrommel</b>								
1.6	75	04/04→12/09	➡		- ABS		<b>24.0220-0031.1 480125</b>	Ø 200,0 x 41,5 / 201
 <b>Bremsbackensatz</b>								
1.6	75	04/04→12/09	➡		- ABS		<b>03.0137-0377.2 650377</b>	Ø 200 x 36
<b>KIA - MAGENTIS (GD, MS) 05/01→</b>								
 <b>Bremsbackensatz, Feststellbremse</b>								
2.0	100	05/01→09/05	➡		+ ABS		<b>03.0137-3024.2 653024</b>	Ø 170 x 32 + HEB
2.5 V6	124	05/01→	➡		→ 10/05; + ABS		<b>03.0137-3024.2 653024</b>	Ø 170 x 32 + HEB
2.7 V6	132	04/04→			11/05→ 12/10		<b>03.0137-3025.2 653025</b>	Ø 170 x 27 - HEB
<b>KIA - MAGENTIS (MG) 10/05→</b>								
 <b>Bremsbackensatz, Feststellbremse</b>								
2.0	106	11/05→			→ 12/10		<b>03.0137-3025.2 653025</b>	Ø 170 x 27 - HEB
2.0	121	07/09→						
2.0 CRDi	103	04/06→						
2.0 CRDi	110	04/06→						
2.7	138	11/05→						
2.7 V6	142	07/09→						
2.0 CRDi	100	11/05→12/08					<b>03.0137-3025.2 653025</b>	Ø 170 x 27 - HEB
2.4	119	08/06→12/09			07/09→		<b>03.0137-3025.2 653025</b>	Ø 170 x 27 - HEB
<b>KIA - OPTIMA 01/10→</b>								
 <b>Bremsbackensatz, Feststellbremse</b>								
1.7 CRDi	100	03/12→	➡		→ 12/15		<b>03.0137-3049.2 653049</b>	Ø 167 x 26 - HEB
2.0	125	03/12→						
2.0 CVVL	121	03/12→						
2.0 CVVT Hybrid	110	03/12→						
2.0 CVVT Hybrid	140	12/12→						
2.4	132	03/12→						
2.0	204	09/10→	➡		03/12→ 12/15		<b>03.0137-3049.2 653049</b>	Ø 167 x 26 - HEB
2.4	149	09/10→						
2.4	129	06/10→12/15	➡				<b>03.0137-3049.2 653049</b>	Ø 167 x 26 - HEB

















	kw			 	! #		
<b>KIA - PICANTO (BA) 04/04→</b>							
 <b>Radbremszylinder</b>							
1.0	45	04/04→	➔	05/04→ 09/06; - ABS	24.3215-1703.3	020530	Ø 15,87 ALU
			➔	10/06→ 04/11; - ABS	24.3215-1703.3	020530	Ø 15,87 ALU
1.0	46	09/07→	➔	11/09→ 04/11; - ABS	24.3215-1703.3	020530	Ø 15,87 ALU
1.0	53	04/04→04/11	➔	→ 09/06; - ABS	24.3215-1703.3	020530	Ø 15,87 ALU
			➔	10/06→; - ABS	24.3215-1703.3	020530	Ø 15,87 ALU
1.1	48	04/04→	➔	→ 09/06; - ABS	24.3215-1703.3	020530	Ø 15,87 ALU
1.1 CRDi	55	11/05→	➔	10/06→ 04/11; - ABS	24.3215-1703.3	020530	Ø 15,87 ALU
 <b>Bremsbackensatz</b>							
1.0	45	04/04→	➔	05/04→ 04/11; - ABS	03.0137-0511.2	650511	Ø 180 x 32 - HEB
1.0	46	09/07→	➔	11/09→ 04/11; - ABS	03.0137-0511.2	650511	Ø 180 x 32 - HEB
1.0	53	04/04→04/11	➔	04/10→; - ABS	03.0137-0511.2	650511	Ø 180 x 32 - HEB
1.1	48	04/04→	➔	→ 04/11; - ABS	03.0137-0511.2	650511	Ø 180 x 32 - HEB
1.1 CRDi	55	11/05→					
 <b>Seilzug, Feststellbremse</b>							
1.0	45	04/04→	➔	☐; 05/04→ 04/11; - ABS; Trommelbremse	24.3727-3202.2	583202	L= 1.487
			➔	☐; 05/04→ 04/11; - ABS; Trommelbremse	24.3727-3203.2	583203	L= 1.487
			➔	☐; 02/05→ 04/11; + ABS; Scheibenbremse	24.3727-3206.2	583206	L= 1.515
			➔	☐; 02/05→ 04/11; + ABS; Scheibenbremse	24.3727-3207.2	583207	L= 1.515
1.0	46	09/07→	➔	☐; 11/09→ 04/11; - ABS; Trommelbremse	24.3727-3202.2	583202	L= 1.487
			➔	☐; 11/09→ 04/11; - ABS; Trommelbremse	24.3727-3203.2	583203	L= 1.487
			➔	☐; 11/09→ 04/11; + ABS; Scheibenbremse	24.3727-3206.2	583206	L= 1.515
			➔	☐; 11/09→ 04/11; + ABS; Scheibenbremse	24.3727-3207.2	583207	L= 1.515
1.0	53	04/04→04/11	➔	☐; - ABS; Trommelbremse	24.3727-3202.2	583202	L= 1.487
			➔	☐; - ABS; Trommelbremse	24.3727-3203.2	583203	L= 1.487
			➔	☐; 02/05→; + ABS; Scheibenbremse	24.3727-3206.2	583206	L= 1.515
			➔	☐; 02/05→; + ABS; Scheibenbremse	24.3727-3207.2	583207	L= 1.515
1.1	48	04/04→	➔	☐; → 04/11; - ABS; Trommelbremse	24.3727-3202.2	583202	L= 1.487
			➔	☐; → 04/11; - ABS; Trommelbremse	24.3727-3203.2	583203	L= 1.487
			➔	☐; 02/05→ 04/11; + ABS; Scheibenbremse	24.3727-3206.2	583206	L= 1.515
			➔	☐; 02/05→ 04/11; + ABS; Scheibenbremse	24.3727-3207.2	583207	L= 1.515
1.1 CRDi	55	11/05→	➔	☐; → 04/11; - ABS; Trommelbremse	24.3727-3202.2	583202	L= 1.487
			➔	☐; → 04/11; - ABS; Trommelbremse	24.3727-3203.2	583203	L= 1.487
			➔	☐; → 04/11; + ABS; Scheibenbremse	24.3727-3206.2	583206	L= 1.515
			➔	☐; → 04/11; + ABS; Scheibenbremse	24.3727-3207.2	583207	L= 1.515
<b>KIA - PICANTO (TA) 05/11→</b>							
 <b>Bremsbackensatz</b>							
1.0	49	04/15→	➔		03.0137-0516.2	650516	Ø 180 x 27
1.0	51	05/11→					
1.0 Bi-Fuel	60	05/11→					
1.0 Flex	59	08/11→					
1.0 LPG	49	08/13→					
1.2	63	09/11→					
<b>KIA - PREGIO Bus 08/95→09/04</b>							
 <b>Bremsbackensatz</b>							
2.5 D	69	08/95→09/04	➔	09/02→ 03/04	03.0137-0486.2	650486	Ø 260 x 51 - HEB
<b>KIA - PREGIO Kasten (TB) 10/97→</b>							
 <b>Bremsbackensatz</b>							
2.5 Tci D	69	09/02→	➔	→ 03/04	03.0137-0486.2	650486	Ø 260 x 51 - HEB
↓							














	kw			 	! #					
<b>KIA - PREGIO Kasten (TB) 10/97→</b>										
 <b>Bremsbackensatz</b>										
2.7 D	60	10/97→	➔	→ 12/01	03.0137-0486.2	650486	Ø 260 x 51 - HEB			
<b>KIA - PRIDE (DA) 01/90→12/11</b>										
<b>Zubehörsatz, Bremsbacken</b>										
1.3 16V	47	10/96→05/01	➔	→ 10/00	03.0137-9113.2	669113				
 <b>Bremsbackensatz</b>										
1.1 i	38	01/91→10/00	➔	→ 04/94	03.0137-0204.2	650204	Ø 170 x 25			
1.3 16V	44	01/90→10/00								
1.3 16V	53	01/90→09/01								
1.3 i	51	01/90→05/97								
1.3 16V	47	10/96→05/01	➔	→ 10/00	03.0137-0204.2	650204	Ø 170 x 25			
1.4 LX	71	03/05→12/11	➔	→ 08/11; - ABS	03.0137-0495.2	650495	Ø 203 x 32 + HEB			
1.5 CRDi LX	81	03/05→12/11								
1.6 CVVT LX	82	03/05→12/11								
 <b>Bremsbackensatz, Feststellbremse</b>										
1.4 LX	71	03/05→12/11	➔	→ 08/11; + ABS	03.0137-3022.2	653022	Ø 170 x 32 + HEB			
1.5 CRDi LX	81	03/05→12/11								
1.6 CVVT LX	82	03/05→12/11								
<b>KIA - PRIDE Kombi 08/99→05/01</b>										
<b>Zubehörsatz, Bremsbacken</b>										
1.3	47	08/99→05/01	➔		03.0137-9113.2	669113				
 <b>Bremsbackensatz</b>										
1.3	47	08/99→05/01	➔		03.0137-0204.2	650204	Ø 170 x 25			
<b>KIA - PRIDE Van (DA) 04/92→06/99</b>										
<b>Zubehörsatz, Bremsbacken</b>										
1.3 16V	47	10/96→06/99	➔		03.0137-9113.2	669113				
 <b>Bremsbackensatz</b>										
1.3 16V	44	04/92→10/96	➔	→ 04/94	03.0137-0204.2	650204	Ø 170 x 25			
1.3 16V	47	10/96→06/99	➔							
<b>KIA - PRO CEE'D (ED) 02/08→02/13</b>										
 <b>Bremsbackensatz, Feststellbremse</b>										
1.4	77	02/08→09/12			03.0137-3029.2	653029	Ø 167 x 26 - HEB			
1.4	80	02/08→09/12								
1.4 CVVT	66	06/10→09/12								
1.6	90	02/08→09/12								
1.6	93	02/08→09/12								
1.6 CRDi 115	85	02/08→09/12								
1.6 CRDi 128	94	10/10→09/12								
1.6 CRDi 90	66	02/08→09/12								
1.6 CVVT	92	10/10→02/13								
2.0	105	02/08→09/12								
2.0 CRDi 140	103	02/08→09/12								
2.0 LPG	105	01/09→12/09								
 <b>Seilzug, Feststellbremse</b>										
1.6 CRDi 128	94	10/10→09/12	➔	<input type="checkbox"/> ; Scheibenbremse				24.3727-3204.2	583204	L= 1.673
			➔	<input type="checkbox"/> ; Scheibenbremse						
<b>KIA - RIO II (JB) 03/05→</b>										
 <b>Bremsbackensatz</b>										
1.4 16V	71	03/05→	➔	→ 08/11; - ABS	03.0137-0495.2	650495	Ø 203 x 32 + HEB			
1.5 CRDi	65	06/08→								
1.5 CRDi	81	03/05→								
1.6 CVVT	82	03/05→								
 <b>Bremsbackensatz, Feststellbremse</b>										
1.4 16V	71	03/05→	➔	→ 08/11; + ABS	03.0137-3022.2	653022	Ø 170 x 32 + HEB			
1.5 CRDi	65	06/08→								
1.5 CRDi	81	03/05→								
1.6 CVVT	82	03/05→								

	kw			 	! #		
<b>KIA - RIO II Stufenheck (JB) 03/05→</b>							
 <b>Bremsbackensatz</b>							
1.4 16V	71	03/05→	➔	→ 08/11; - ABS		03.0137-0495.2 650495	Ø 203 x 32 + HEB
1.5 CRDi	65	06/08→					
1.5 CRDi	81	03/05→					
1.6 16V	82	03/05→					
 <b>Bremsbackensatz, Feststellbremse</b>							
1.4 16V	71	03/05→	➔	→ 08/11; + ABS		03.0137-3022.2 653022	Ø 170 x 32 + HEB
1.5 CRDi	65	06/08→					
1.5 CRDi	81	03/05→					
1.6 16V	82	03/05→					
<b>KIA - RIO III (UB) 09/11→</b>							
 <b>Radbremszylinder</b>							
1.1 CRDi	55	09/11→	➔	für Fahrzeuge mit Trommelbremse an der Hinterachse		24.3217-1731.3 020551	Ø 17,46 ALU
1.2	51	09/11→					
1.25 CVVT	63	09/11→					
1.25 CVVT	65	09/11→					
1.25 LPG	63	09/11→					
1.2 CVVT	62	11/14→					
1.4 CRDi	66	09/11→					
1.4 CVVT	79	09/11→					
1.4 CVVT	80	09/11→					
1.6 CVVT	90	06/12→					
<b>KIA - RIO III Stufenheck (UB) 09/10→</b>							
 <b>Radbremszylinder</b>							
1.25 CVVT	63	10/11→	➔	für Fahrzeuge mit Trommelbremse an der Hinterachse		24.3217-1731.3 020551	Ø 17,46 ALU
1.2 CVVT	62	11/14→					
1.4 CVVT	80	10/11→					
1.6 CVVT	90	06/12→					
1.25 CVVT	65	06/11→	➔	09/11→; für Fahrzeuge mit Trommelbremse an der Hinterachse		24.3217-1731.3 020551	Ø 17,46 ALU
1.4 CVVT	79	06/11→					
<b>KIA - RIO Kombi (DC) 08/00→02/05</b>							
 <b>Radbremszylinder</b>							
1.3	55	08/00→02/05	➔	→ 06/02		24.3217-1120.3 020360	Ø 17,46 GG
1.3	60	08/00→02/05					
1.5 16V	72	08/00→02/05	➔	07/02→		24.3217-1729.3 020535	Ø 17,46 ALU
1.5 16V	71	09/02→02/05	➔			24.3217-1729.3 020535	Ø 17,46 ALU
 <b>Bremstrommel</b>							
1.3	55	08/00→02/05	➔	→ 06/02		24.0220-0006.1 480309	Ø 200,0 x 31 / 201 - RLG / - ABS Ring
1.3	60	08/00→02/05					
1.5 16V	72	08/00→02/05					
 <b>Bremsbackensatz</b>							
1.3	55	08/00→02/05	➔	→ 06/02		03.0137-0436.2 650436	Ø 200 x 26 - HEB
1.3	60	08/00→02/05					
1.5 16V	72	08/00→02/05	➔	07/02→		03.0137-0455.2 650455	Ø 200 x 31 - HEB
1.5 16V	71	09/02→02/05	➔			03.0137-0455.2 650455	Ø 200 x 31 - HEB
 <b>Seilzug, Feststellbremse</b>							
1.3	55	08/00→02/05	➔	<input type="checkbox"/> ; Trommelbremse		24.3727-3200.2 583200	L= 1.584
1.3	60	08/00→02/05					
1.5 16V	71	09/02→02/05	➔	<input checked="" type="checkbox"/> ; Trommelbremse		24.3727-3201.2 583201	L= 1.584
1.5 16V	72	08/00→02/05					
<b>KIA - RIO Stufenheck (DC_) 09/00→02/05</b>							
 <b>Radbremszylinder</b>							
1.3	55	09/00→02/05	➔	→ 06/02		24.3217-1120.3 020360	Ø 17,46 GG
1.5 16V	72	09/00→02/05					
			➔	07/02→		24.3217-1729.3 020535	Ø 17,46 ALU
1.3	60	08/02→02/05	➔			24.3217-1729.3 020535	Ø 17,46 ALU
1.5	70	09/02→02/05					
1.5 16V	71	09/02→02/05					
 <b>Bremstrommel</b>							
1.3	55	09/00→02/05	➔	→ 06/02		24.0220-0006.1 480309	Ø 200,0 x 31 / 201 - RLG / - ABS Ring
1.5 16V	72	09/00→02/05					
 <b>Bremsbackensatz</b>							
1.3	55	09/00→02/05	➔	→ 06/02		03.0137-0436.2 650436	Ø 200 x 26 - HEB
↓							




















	kw			 	! #		
<b>KIA - RIO Stufenheck (DC_) 09/00→02/05</b>							
 <b>Bremsbackensatz</b>							
1.5 16V	72	09/00→02/05	➡	07/02→		03.0137-0455.2 650455	Ø 200 x 31 - HEB
1.3	60	08/02→02/05	➡			03.0137-0455.2 650455	Ø 200 x 31 - HEB
1.5	70	09/02→02/05					
1.5 16V	71	09/02→02/05					
 <b>Seilzug, Feststellbremse</b>							
1.3	55	09/00→02/05	➡	☐; Trommelbremse		24.3727-3200.2 583200	L= 1.584
1.3	60	08/02→02/05					
1.5	70	09/02→02/05	➡	☐; Trommelbremse		24.3727-3201.2 583201	L= 1.584
1.5 16V	71	09/02→02/05					
1.5 16V	72	09/00→02/05					
<b>KIA - SEPHIA (FA) 01/95→10/97</b>							
<b>Zubehörsatz, Bremsbacken</b>							
1.5 i	59	02/96→10/97	➡	- ABS		03.0137-9241.2 669241	
1.8 i 16V	82	01/95→10/97					
1.6 i	59	01/95→10/97	➡	→ 06/96; - ABS		03.0137-9241.2 669241	
 <b>Bremstrommel</b>							
1.5 i	59	02/96→10/97	➡	- ABS		24.0220-0031.1 480125	Ø 200,0 x 41,5 / 201
1.8 i 16V	82	01/95→10/97					
1.6 i	59	01/95→10/97	➡	→ 06/96; - ABS		24.0220-0031.1 480125	Ø 200,0 x 41,5 / 201
 <b>Bremsbackensatz</b>							
1.5 i	59	02/96→10/97	➡	- ABS		03.0137-0377.2 650377	Ø 200 x 36
1.8 i 16V	82	01/95→10/97					
1.6 i	59	01/95→10/97	➡	→ 06/96; - ABS		03.0137-0377.2 650377	Ø 200 x 36
<b>KIA - SEPHIA Stufenheck (FA) 01/92→09/01</b>							
<b>Zubehörsatz, Bremsbacken</b>							
1.5 i	59	02/96→10/97	➡	- ABS		03.0137-9241.2 669241	
1.8 i 16V	82	01/95→10/97					
1.6 i	59	09/93→10/97	➡	10/93→ 06/96; - ABS		03.0137-9241.2 669241	
 <b>Bremstrommel</b>							
1.5 i	59	02/96→10/97	➡	- ABS		24.0220-0031.1 480125	Ø 200,0 x 41,5 / 201
1.8 i 16V	82	01/95→10/97					
1.6 i	59	09/93→10/97	➡	10/93→ 06/96; - ABS		24.0220-0031.1 480125	Ø 200,0 x 41,5 / 201
 <b>Bremsbackensatz</b>							
1.5 i	59	02/96→10/97	➡	- ABS		03.0137-0377.2 650377	Ø 200 x 36
1.8 i 16V	82	01/95→10/97					
1.6 i	59	09/93→10/97	➡	10/93→ 06/96; - ABS		03.0137-0377.2 650377	Ø 200 x 36
<b>KIA - SHUMA (FB) 09/96→12/01</b>							
 <b>Radbremszylinder</b>							
1.6	75	01/01→12/01	➡	05/01→; - ABS		24.3217-1120.3 020360	Ø 17,46 GG
<b>Zubehörsatz, Bremsbacken</b>							
1.5 i 16V	65	10/97→03/01		- ABS		03.0137-9241.2 669241	
1.8 i 16V	81	10/97→03/01					
1.6	75	01/01→12/01	➡	05/01→; - ABS		03.0137-9241.2 669241	
 <b>Bremstrommel</b>							
1.5 i 16V	65	10/97→03/01	➡	- ABS		24.0220-0031.1 480125	Ø 200,0 x 41,5 / 201
1.8 i 16V	81	10/97→03/01					
1.6	75	01/01→12/01	➡	05/01→; - ABS		24.0220-0031.1 480125	Ø 200,0 x 41,5 / 201
 <b>Bremsbackensatz</b>							
1.5 i 16V	65	10/97→03/01	➡	- ABS		03.0137-0377.2 650377	Ø 200 x 36
1.8 i 16V	81	10/97→03/01					
1.6	75	01/01→12/01	➡	05/01→; - ABS		03.0137-0377.2 650377	Ø 200 x 36
<b>KIA - SHUMA II (FB) 05/01→08/04</b>							
 <b>Radbremszylinder</b>							
1.6	75	05/01→08/04	➡	- ABS		24.3217-1120.3 020360	Ø 17,46 GG
1.8	84	04/03→08/04					
1.8	81	05/01→06/04	➡	04/03→; - ABS		24.3217-1120.3 020360	Ø 17,46 GG
↓							

















	kW					! #		
<b>KIA - SHUMA II (FB) 05/01→08/04</b>								
<b>Zubehörsatz, Bremsbacken</b>								
1.6	75	05/01→08/04	➡	- ABS		03.0137-9241.2	669241	
1.8	84	04/03→08/04						
1.8	81	05/01→06/04	➡	04/03→; - ABS		03.0137-9241.2	669241	
<b> Bremstrommel</b>								
1.6	75	05/01→08/04	➡	- ABS		24.0220-0031.1	480125	Ø 200,0 x 41,5 / 201
1.8	84	04/03→08/04						
1.8	81	05/01→06/04	➡	04/03→; - ABS		24.0220-0031.1	480125	Ø 200,0 x 41,5 / 201
<b> Bremsbackensatz</b>								
1.6	75	05/01→08/04	➡	- ABS		03.0137-0377.2	650377	Ø 200 x 36
1.8	84	04/03→08/04						
1.8	81	05/01→06/04	➡	04/03→; - ABS		03.0137-0377.2	650377	Ø 200 x 36
<b>KIA - SHUMA II Stufenheck (FB) 05/01→05/04</b>								
<b> Radbremszylinder</b>								
1.6	75	05/01→05/04	➡	- ABS		24.3217-1120.3	020360	Ø 17,46 GG
<b>Zubehörsatz, Bremsbacken</b>								
1.6	75	05/01→05/04	➡	- ABS		03.0137-9241.2	669241	
<b> Bremstrommel</b>								
1.6	75	05/01→05/04	➡	- ABS		24.0220-0031.1	480125	Ø 200,0 x 41,5 / 201
<b> Bremsbackensatz</b>								
1.6	75	05/01→05/04	➡	- ABS		03.0137-0377.2	650377	Ø 200 x 36
<b>KIA - SHUMA Stufenheck (FB) 03/96→10/01</b>								
<b>Zubehörsatz, Bremsbacken</b>								
1.5	59	03/96→12/98		10/97→; - ABS		03.0137-9241.2	669241	
1.5 i 16V	65	10/97→10/01		→ 04/01; - ABS		03.0137-9241.2	669241	
<b> Bremstrommel</b>								
1.5	59	03/96→12/98	➡	10/97→; - ABS		24.0220-0031.1	480125	Ø 200,0 x 41,5 / 201
1.5 i 16V	65	10/97→10/01	➡	→ 04/01; - ABS		24.0220-0031.1	480125	Ø 200,0 x 41,5 / 201
<b> Bremsbackensatz</b>								
1.5	59	03/96→12/98	➡	10/97→; - ABS		03.0137-0377.2	650377	Ø 200 x 36
1.5 i 16V	65	10/97→10/01	➡	→ 04/01; - ABS		03.0137-0377.2	650377	Ø 200 x 36
<b>KIA - SORENTO I (JC) 08/02→</b>								
<b> Bremsbackensatz, Feststellbremse</b>								
2.4	102	08/02→	➡	→ 11/06		03.0137-3009.2	653009	Ø 190 x 40 - HEB
2.5 CRDi	103	08/02→						
2.5 CRDi	120	05/06→	➡	→ 10/09		03.0137-3028.2	653028	Ø 190 x 40 - HEB
2.5 CRDi	125	12/06→						
3.3 V6	177	12/06→						
3.3 V6 4WD	182	02/07→	➡	11/07→ 10/09		03.0137-3028.2	653028	Ø 190 x 40 - HEB
3.8 4WD	196	09/06→						
3.5 V6 4WD	143	08/02→	➡	→ 10/09		03.0137-3009.2	653009	Ø 190 x 40 - HEB
<b>KIA - SORENTO II (XM) 11/09→</b>								
<b> Bremsbackensatz, Feststellbremse</b>								
2.0 CRDi	110	11/10→		07/12→ 09/14		03.0137-3048.2	653048	Ø 189 x 27 - HEB
2.0 CRDi 4WD	110	11/10→		→ 06/12		03.0137-3052.2	653052	Ø 189 x 27 - HEB
2.2 CRDi	145	11/09→		→ 10/10		03.0137-3027.2	653027	Ø 189 x 26 - HEB
2.2 CRDi 4WD	145	11/09→						
2.4 CVVT	128	11/09→		07/12→ 09/14		03.0137-3048.2	653048	Ø 189 x 27 - HEB
2.4 CVVT 4WD	128	11/09→		11/10→ 06/12		03.0137-3052.2	653052	Ø 189 x 27 - HEB
2.4 CVVT	141	10/12→		→ 09/14		03.0137-3048.2	653048	Ø 189 x 27 - HEB
2.4 CVVT 4WD	141	10/12→						
2.4 GDI	141	10/12→						
2.4 GDI 4WD	141	10/12→						

















	kW			 	! #		
<b>KIA - SOUL (AM) 02/09→</b>							
 <b>Bremsbackensatz, Feststellbremse</b>							
1.6 1.6 CRDi 115 1.6 CRDi 128 1.6 CVVT 1.6 CVVT 1.6 CVVT 1.6 Flex 1.6 GDI 1.6 LPG	91 85 94 77 93 95 94 103 92	09/09→12/14 02/09→ 02/09→ 02/09→ 02/09→ 03/12→ 01/11→ 06/11→ 02/09→12/14		→ 02/14; + ABS        + ABS		<b>03.0137-3026.2</b>         <b>653026</b>	Ø 167 x 32 + HEB          Ø 167 x 32 + HEB
<b>KIA - SOUL II (PS) 02/14→</b>							
 <b>Bremsbackensatz, Feststellbremse</b>							
1.6 CRDi 128	94	02/14→		→ 02/14; + ABS		<b>03.0137-3026.2</b> <b>653026</b>	Ø 167 x 32 + HEB
<b>KIA - SPORTAGE (JE_, KM_) 09/04→</b>							
 <b>Bremsbackensatz, Feststellbremse</b>							
2.0 16V 4WD 2.0 CRDi 4WD 2.0 CRDi 4WD 2.0 CRDi 4WD 2.0 CRDi 4WD 2.7 V6 4WD	104 83 100 103 110 129	09/04→ 09/04→ 01/06→ 01/06→ 09/08→ 09/04→	➡	→ 05/10     		<b>03.0137-3004.2</b>      <b>653004</b>	Ø 190 x 40 + HEB     
2.0 CRDi 2.0 CRDi 2.0 CRDi 2.0 CRDi 2.0 i 16V	83 100 103 110 104	02/05→ 01/06→ 01/06→ 09/08→ 09/04→	➡	→ 05/10    		<b>03.0137-3016.2</b>    <b>653016</b>	Ø 167 x 27 - HEB    
<b>KIA - SPORTAGE (K00) 04/94→08/04</b>							
 <b>Radbremszylinder</b>							
2.0 2.0 4WD 2.0 i 16V 2.0 TD 4WD	87 87 94 61	10/00→08/03 10/00→08/03 10/99→08/03 10/97→08/03	➡			<b>24.3220-1752.3</b>   <b>020591</b>	Ø 20,64 GG   
2.0 i 16V 4WD	94	04/94→08/03	➡	→ 09/99		<b>24.3220-1746.3</b> <b>020580</b>	Ø 20,64 ALU
			➡	10/99→		<b>24.3220-1752.3</b> <b>020591</b>	Ø 20,64 GG
2.0 i 16V 4WD	95	11/98→08/04	➡	→ 09/99		<b>24.3220-1746.3</b> <b>020580</b>	Ø 20,64 ALU
			➡	10/99→ 08/03		<b>24.3220-1752.3</b> <b>020591</b>	Ø 20,64 GG
2.0 i 4WD	70	04/94→08/99	➡			<b>24.3220-1746.3</b> <b>020580</b>	Ø 20,64 ALU
2.2 D 4WD	52	08/94→04/99	➡	10/97→		<b>24.3220-1752.3</b> <b>020591</b>	Ø 20,64 GG
<b>KIA - SPORTAGE (SL) 09/09→</b>							
 <b>Bremsbackensatz, Feststellbremse</b>							
2.0 CRDi AWD 2.0 CRDi AWD 2.0 CVVT AWD 2.0 CVVT AWD 2.0 GDI AWD 2.0 CVVT AWD	100 135 120 122 122 110	07/10→ 08/10→ 07/10→ 07/10→ 02/14→ 06/10→12/13		→ 12/15     		<b>03.0137-3030.2</b>     <b>653030</b>	Ø 189 x 40 + HEB     Ø 189 x 40 + HEB
<b>LADA - 110 (2110) 01/95→12/12</b>							
 <b>Radbremszylinder</b>							
1.5 1.5 1.5 16V 1.6 2.0 i Wankel	52 57 70 66 110 88	01/95→12/05 01/95→12/05 01/95→12/05 01/00→04/07 08/96→07/00 06/97→09/04	➡			<b>24.3220-1103.3</b>     <b>020214</b>	Ø 20,64 GG     
1.6	60	01/00→12/12	➡	→ 08/07		<b>24.3220-1103.3</b> <b>020214</b>	Ø 20,64 GG
<b>Zubehörsatz, Bremsbacken</b>							
1.5 1.5 1.5 16V 1.6 2.0 i Wankel	52 57 70 66 110 88	01/95→12/05 01/95→12/05 01/95→12/05 01/00→04/07 08/96→07/00 06/97→09/04		- ABS     		<b>03.0137-9118.2</b>     <b>669118</b>	     
1.6 ↓	60	01/00→12/12		→ 08/07; - ABS		<b>03.0137-9118.2</b> <b>669118</b>	 


















	kW			i	! #		
<b>LADA - 110 (2110) 01/95→12/12</b>							
<b>Bremstrommel</b>							
1.5	52	01/95→12/05	➡			24.0220-0020.1 480059	Ø 200,0 x 50 / 201,5
1.5	57	01/95→12/05					
1.5 16V	70	01/95→12/05					
1.6	66	01/00→04/07					
2.0 i	110	08/96→07/00					
Wankel	88	06/97→09/04					
1.6	60	01/00→12/12	➡	→ 08/07		24.0220-0020.1 480059	Ø 200,0 x 50 / 201,5
<b>Bremsbackensatz</b>							
1.5	52	01/95→12/05	➡	- ABS		03.0137-0231.2 650231	Ø 200 x 41
1.5	57	01/95→12/05					
1.5 16V	70	01/95→12/05					
1.6	66	01/00→04/07					
2.0 i	110	08/96→07/00					
Wankel	88	06/97→09/04					
1.6	60	01/00→12/12	➡	→ 08/07; - ABS		03.0137-0231.2 650231	Ø 200 x 41
<b>LADA - 111 (2111) 01/95→</b>							
<b>Radbremszylinder</b>							
1.5	57	01/96→12/05	➡			24.3220-1103.3 020214	Ø 20,64 GG
1.5 16V	70	01/95→08/02					
1.6	60	09/04→12/13	➡	01/05→ 12/08		24.3220-1103.3 020214	Ø 20,64 GG
1.6	66	09/04→	➡	03/06→ 12/08		24.3220-1103.3 020214	Ø 20,64 GG
<b>Zubehörsatz, Bremsbacken</b>							
1.5	57	01/96→12/05		- ABS		03.0137-9118.2 669118	
1.5 16V	70	01/95→08/02					
1.6	60	09/04→12/13		01/05→ 12/08; - ABS		03.0137-9118.2 669118	
1.6	66	09/04→		03/06→ 12/08; - ABS		03.0137-9118.2 669118	
<b>Bremstrommel</b>							
1.5	57	01/96→12/05	➡			24.0220-0020.1 480059	Ø 200,0 x 50 / 201,5
1.5 16V	70	01/95→08/02					
1.6	60	09/04→12/13	➡	01/05→ 12/08		24.0220-0020.1 480059	Ø 200,0 x 50 / 201,5
1.6	66	09/04→	➡	03/06→ 12/08		24.0220-0020.1 480059	Ø 200,0 x 50 / 201,5
<b>Bremsbackensatz</b>							
1.5	57	01/96→12/05	➡	- ABS		03.0137-0231.2 650231	Ø 200 x 41
1.5 16V	70	01/95→08/02					
1.6	60	09/04→12/13	➡	01/05→ 12/08; - ABS		03.0137-0231.2 650231	Ø 200 x 41
1.6	66	09/04→	➡	03/06→ 12/08; - ABS		03.0137-0231.2 650231	Ø 200 x 41
<b>LADA - 112 (2112) 01/95→12/11</b>							
<b>Radbremszylinder</b>							
1.5	54	01/95→10/00	➡			24.3220-1103.3 020214	Ø 20,64 GG
1.5	57	01/95→09/04					
1.5 16V	70	01/95→09/00					
1.6	66	03/06→12/08					
1.6	60	01/05→12/11	➡	→ 12/08		24.3220-1103.3 020214	Ø 20,64 GG
<b>Zubehörsatz, Bremsbacken</b>							
1.5	54	01/95→10/00		- ABS		03.0137-9118.2 669118	
1.5	57	01/95→09/04					
1.5 16V	70	01/95→09/00					
1.6	66	03/06→12/08					
1.6	60	01/05→12/11		→ 12/08; - ABS		03.0137-9118.2 669118	
<b>Bremstrommel</b>							
1.5	54	01/95→10/00	➡			24.0220-0020.1 480059	Ø 200,0 x 50 / 201,5
1.5	57	01/95→09/04					
1.5 16V	70	01/95→09/00					
1.6	66	03/06→12/08					
1.6	60	01/05→12/11	➡	→ 12/08		24.0220-0020.1 480059	Ø 200,0 x 50 / 201,5
<b>Bremsbackensatz</b>							
1.5	54	01/95→10/00	➡	- ABS		03.0137-0231.2 650231	Ø 200 x 41
1.5	57	01/95→09/04					
1.5 16V	70	01/95→09/00					
1.6	66	03/06→12/08					
1.6	60	01/05→12/11	➡	→ 12/08; - ABS		03.0137-0231.2 650231	Ø 200 x 41

















	kW			 	! #		
<b>LADA - 1200-1600 01/70→12/05</b>							
 <b>Radbremszylinder</b>							
1600 N/L (VAZ2106, VAZ2103)	57	03/79→12/05	➔	→ 06/85		24.3220-1103.3 020213	Ø 20,64 GG
<b>Zubehörsatz, Bremsbacken</b>							
1600 N/L (VAZ2106, VAZ2103)	57	03/79→12/05	➔	→ 06/85		03.0137-9117.2 669117	
 <b>Bremsbackensatz</b>							
1600 N/L (VAZ2106, VAZ2103)	57	03/79→12/05	➔	→ 06/85		03.0137-0232.2 650232 03.0420-0620.3 680620	Ø 250 x 51 Ø 250 x 51 Ø 20,64 + RZ / + Zub Kit
 <b>Seilzug, Feststellbremse</b>							
1600 N/L (VAZ2106, VAZ2103)	57	03/79→12/05	➔	⬇; → 06/85; Trommelbremse	1	24.3727-2402.2 582402	L= 2.503
<b>LADA - KALINA Kombi (1117) 10/04→</b>							
 <b>Radbremszylinder</b>							
1.4 16V 1.4 16V LPG 1.6 1.6	66 65 60 62	11/08→12/13 11/08→ 10/04→12/13 01/10→	➔			24.3220-1103.3 020214	Ø 20,64 GG
<b>Zubehörsatz, Bremsbacken</b>							
1.4 16V 1.4 16V LPG 1.6 1.6	66 65 60 62	11/08→12/13 11/08→ 10/04→12/13 01/10→	➔	- ABS		03.0137-9118.2 669118	
 <b>Bremstrommel</b>							
1.4 16V 1.4 16V LPG 1.6 1.6	66 65 60 62	11/08→12/13 11/08→ 10/04→12/13 01/10→	➔			24.0220-0020.1 480059	Ø 200,0 x 50 / 201,5
 <b>Bremsbackensatz</b>							
1.4 16V 1.4 16V LPG 1.6 1.6	66 65 60 62	11/08→12/13 11/08→ 10/04→12/13 01/10→	➔	- ABS		03.0137-0231.2 650231	Ø 200 x 41
<b>LADA - KALINA Kombi (2194) 11/13→</b>							
 <b>Radbremszylinder</b>							
1.6 1.6	64 72	11/13→ 11/13→	➔			24.3220-1103.3 020214	Ø 20,64 GG
<b>Zubehörsatz, Bremsbacken</b>							
1.6 1.6	64 72	11/13→ 11/13→	➔	- ABS		03.0137-9118.2 669118	
 <b>Bremstrommel</b>							
1.6 1.6	64 72	11/13→ 11/13→	➔			24.0220-0020.1 480059	Ø 200,0 x 50 / 201,5
 <b>Bremsbackensatz</b>							
1.6 1.6	64 72	11/13→ 11/13→	➔	- ABS		03.0137-0231.2 650231	Ø 200 x 41
<b>LADA - KALINA Schrägheck (1119) 10/04→12/13</b>							
 <b>Radbremszylinder</b>							
1.4 16V 1.4 16V LPG 1.6 1.6 1.6	66 65 60 62 66	11/08→12/13 11/08→12/13 10/04→12/13 01/10→12/13 10/04→12/13	➔			24.3220-1103.3 020214	Ø 20,64 GG
<b>Zubehörsatz, Bremsbacken</b>							
1.4 16V 1.4 16V LPG 1.6 1.6 1.6 ↓	66 65 60 62 66	11/08→12/13 11/08→12/13 10/04→12/13 01/10→12/13 10/04→12/13	➔	- ABS		03.0137-9118.2 669118	


















	kw					! #		
<b>LADA - KALINA Schrägheck (1119) 10/04→12/13</b>								
 <b>Bremstrommel</b>								
1.4 16V	66	11/08→12/13	➔			24.0220-0020.1	480059	Ø 200,0 x 50 / 201,5
1.4 16V LPG	65	11/08→12/13						
1.6	60	10/04→12/13						
1.6	62	01/10→12/13						
1.6	66	10/04→12/13						
 <b>Bremsbackensatz</b>								
1.4 16V	66	11/08→12/13	➔	- ABS		03.0137-0231.2	650231	Ø 200 x 41
1.4 16V LPG	65	11/08→12/13						
1.6	60	10/04→12/13						
1.6	62	01/10→12/13						
1.6	66	10/04→12/13						
<b>LADA - KALINA Schrägheck (2192) 06/13→</b>								
 <b>Radbremszylinder</b>								
1.6	64	06/13→	➔			24.3220-1103.3	020214	Ø 20,64 GG
1.6	72	06/13→						
<b>Zubehörsatz, Bremsbacken</b>								
1.6	64	06/13→	➔	- ABS		03.0137-9118.2	669118	
1.6	72	06/13→						
 <b>Bremstrommel</b>								
1.6	64	06/13→	➔			24.0220-0020.1	480059	Ø 200,0 x 50 / 201,5
1.6	72	06/13→						
 <b>Bremsbackensatz</b>								
1.6	64	06/13→	➔	- ABS		03.0137-0231.2	650231	Ø 200 x 41
1.6	72	06/13→						
<b>LADA - KALINA Stufenheck (1118) 10/04→</b>								
 <b>Radbremszylinder</b>								
1.4 16V	66	11/08→12/09	➔			24.3220-1103.3	020214	Ø 20,64 GG
1.4 16V LPG	65	11/08→12/13						
1.6	60	10/04→12/09						
1.6	62	01/10→						
1.6	66	10/04→						
<b>Zubehörsatz, Bremsbacken</b>								
1.4 16V	66	11/08→12/09	➔	- ABS		03.0137-9118.2	669118	
1.4 16V LPG	65	11/08→12/13						
1.6	60	10/04→12/09						
1.6	62	01/10→						
1.6	66	10/04→						
 <b>Bremstrommel</b>								
1.4 16V	66	11/08→12/09	➔			24.0220-0020.1	480059	Ø 200,0 x 50 / 201,5
1.4 16V LPG	65	11/08→12/13						
1.6	60	10/04→12/09						
1.6	62	01/10→						
1.6	66	10/04→						
 <b>Bremsbackensatz</b>								
1.4 16V	66	11/08→12/09	➔	- ABS		03.0137-0231.2	650231	Ø 200 x 41
1.4 16V LPG	65	11/08→12/13						
1.6	60	10/04→12/09						
1.6	62	01/10→						
1.6	66	10/04→						
<b>LADA - NIVA (2121) 12/76→</b>								
 <b>Radbremszylinder</b>								
1600 4x4	54	01/87→03/95	➔			24.3220-1102.3	020213	Ø 20,64 GG
1700 i	59	06/96→12/06						
1700 i 4x4	60	10/00→12/10						
1700 i 4x4	61	09/10→						
1900 Diesel	55	01/99→12/06						
1900 Diesel	47	01/93→08/99	➔	03/93→		24.3220-1102.3	020213	Ø 20,64 GG
<b>Zubehörsatz, Bremsbacken</b>								
1600 4x4	54	01/87→03/95	➔			03.0137-9117.2	669117	
1700 i	59	06/96→12/06						
1700 i 4x4	60	10/00→12/10						
1700 i 4x4	61	09/10→						
1900 Diesel	55	01/99→12/06						
1900 Diesel	47	01/93→08/99	➔	03/93→		03.0137-9117.2	669117	








	kW			 	! #		
<b>LADA - NIVA (2121) 12/76→</b>							
 <b>Bremstrommel</b>							
1600 4x4 1700 i 1700 i 4x4 1700 i 4x4 1900 Diesel	54 59 60 61 55	01/87→03/95 06/96→12/06 10/00→12/10 09/10→ 01/99→12/06	➔			24.0225-0004.1 480058	Ø 250,0 x 57,5 / 251,5
1900 Diesel	47	01/93→08/99	➔	03/93→		24.0225-0004.1 480058	Ø 250,0 x 57,5 / 251,5
 <b>Bremsbackensatz</b>							
1600 4x4	54	01/87→03/95	➔			03.0137-0232.2 650232 03.0420-0620.3 680620	Ø 250 x 51 Ø 250 x 51 Ø 20,64 + RZ / + Zub Kit
1700 i 1700 i 4x4 1700 i 4x4 1900 Diesel	59 60 61 55	06/96→12/06 10/00→12/10 09/10→ 01/99→12/06	➔			03.0137-0232.2 650232	Ø 250 x 51
1900 Diesel	47	01/93→08/99	➔	03/93→		03.0137-0232.2 650232	Ø 250 x 51
 <b>Seilzug, Feststellbremse</b>							
1600 4x4	54	01/87→03/95	➔	☑; Trommelbremse	1	24.3727-2401.2 582401	L= 2.122
<b>LADA - NOVA (2105) 05/81→04/12</b>							
 <b>Radbremsszylinder</b>							
1200 Junior/L (VAZ, WAS2105) 1300 Spezial/L (VAZ, WAS2105) 1500 S (WAS21093) 1500 Special (VAZ2105, WAS21053)	44 48 52 55	09/81→04/12 05/81→04/12 06/89→04/12 03/85→04/12	➔	→ 12/96		24.3220-1103.3 020214	Ø 20,64 GG
<b>Zubehörsatz, Bremsbacken</b>							
1200 Junior/L (VAZ, WAS2105) 1300 Spezial/L (VAZ, WAS2105) 1500 S (WAS21093) 1500 Special (VAZ2105, WAS21053)	44 48 52 55	09/81→04/12 05/81→04/12 06/89→04/12 03/85→04/12	➔	→ 12/96		03.0137-9117.2 669117	
 <b>Bremsbackensatz</b>							
1200 Junior/L (VAZ, WAS2105) 1300 Spezial/L (VAZ, WAS2105) 1500 S (WAS21093) 1500 Special (VAZ2105, WAS21053)	44 48 52 55	09/81→04/12 05/81→04/12 06/89→04/12 03/85→04/12	➔	→ 12/96		03.0137-0232.2 650232	Ø 250 x 51
 <b>Seilzug, Feststellbremse</b>							
1200 Junior/L (VAZ, WAS2105) 1300 Spezial/L (VAZ, WAS2105) 1500 S (WAS21093) 1500 Special (VAZ2105, WAS21053)	44 48 52 55	09/81→04/12 05/81→04/12 06/89→04/12 03/85→04/12	➔	☑; → 12/96; Trommelbremse	1	24.3727-2402.2 582402	L= 2.503
<b>LADA - NOVA Kombi (2104) 09/81→04/12</b>							
 <b>Radbremsszylinder</b>							
1500	49	08/94→04/12	➔	→ 12/96		24.3220-1103.3 020214	Ø 20,64 GG
<b>Zubehörsatz, Bremsbacken</b>							
1500	49	08/94→04/12	➔	→ 12/96		03.0137-9117.2 669117	
 <b>Bremsbackensatz</b>							
1500	49	08/94→04/12	➔	→ 12/96		03.0137-0232.2 650232	Ø 250 x 51
 <b>Seilzug, Feststellbremse</b>							
1500	49	08/94→04/12	➔	☑; → 12/96; Trommelbremse	1	24.3727-2402.2 582402	L= 2.503














	kw			 	! #		
<b>LADA - PRIORA Kombi (2171) 10/09→</b>							
 <b>Radbremszylinder</b>							
1.6	60	10/09→	→		24.3220-1103.3	020214	Ø 20,64 GG
1.6	72	10/09→					
<b>Zubehörsatz, Bremsbacken</b>							
1.6	60	10/09→	→	- ABS	03.0137-9118.2	669118	
1.6	72	10/09→					
 <b>Bremstrommel</b>							
1.6	60	10/09→	→		24.0220-0020.1	480059	Ø 200,0 x 50 / 201,5
1.6	72	10/09→					
 <b>Bremsbackensatz</b>							
1.6	60	10/09→	→	- ABS	03.0137-0231.2	650231	Ø 200 x 41
1.6	72	10/09→					
<b>LADA - PRIORA Schrägheck (2172) 12/08→</b>							
 <b>Radbremszylinder</b>							
1.6	60	12/08→	→		24.3220-1103.3	020214	Ø 20,64 GG
1.6	72	12/08→					
1.6 LPG	71	12/08→					
<b>Zubehörsatz, Bremsbacken</b>							
1.6	60	12/08→	→	- ABS	03.0137-9118.2	669118	
1.6	72	12/08→					
1.6 LPG	71	12/08→					
 <b>Bremstrommel</b>							
1.6	60	12/08→	→		24.0220-0020.1	480059	Ø 200,0 x 50 / 201,5
1.6	72	12/08→					
1.6 LPG	71	12/08→					
 <b>Bremsbackensatz</b>							
1.6	60	12/08→	→	- ABS	03.0137-0231.2	650231	Ø 200 x 41
1.6	72	12/08→					
1.6 LPG	71	12/08→					
<b>LADA - PRIORA Stufenheck (2170) 12/08→</b>							
 <b>Radbremszylinder</b>							
1.6	60	12/08→	→		24.3220-1103.3	020214	Ø 20,64 GG
1.6	72	12/08→					
1.6 LPG	71	03/09→					
<b>Zubehörsatz, Bremsbacken</b>							
1.6	60	12/08→	→	- ABS	03.0137-9118.2	669118	
1.6	72	12/08→					
1.6 LPG	71	03/09→					
 <b>Bremstrommel</b>							
1.6	60	12/08→	→		24.0220-0020.1	480059	Ø 200,0 x 50 / 201,5
1.6	72	12/08→					
1.6 LPG	71	03/09→					
 <b>Bremsbackensatz</b>							
1.6	60	12/08→	→	- ABS	03.0137-0231.2	650231	Ø 200 x 41
1.6	72	12/08→					
1.6 LPG	71	03/09→					
<b>LADA - SAMARA (2108, 2109, 2115, 2113, 2114) 01/86→12/13</b>							
 <b>Radbremszylinder</b>							
1.5	56	04/96→12/06	→	→ 12/99	24.3220-1103.3	020214	Ø 20,64 GG
1500	52	02/95→12/06					
1100	43	02/96→08/99	→		24.3220-1103.3	020214	Ø 20,64 GG
1300	45	09/91→08/99					
1300	46	06/87→12/96					
1300	50	02/96→12/96					
1500	50	09/91→12/96					
1500	53	09/87→12/96					
<b>Zubehörsatz, Bremsbacken</b>							
1.5	56	04/96→12/06	→	→ 12/99; - ABS	03.0137-9118.2	669118	
1500	52	02/95→12/06					
1100	43	02/96→08/99	→	- ABS	03.0137-9118.2	669118	
1300	45	09/91→08/99					
1300	46	06/87→12/96					
↓							


























	kW			 	! #		
<b>LADA - SAMARA (2108, 2109, 2115, 2113, 2114) 01/86→12/13</b>							
<b>Zubehörsatz, Bremsbacken</b>							
1300 1500 1500	50 50 53	02/96→12/96 09/91→12/96 09/87→12/96	➔	- ABS		03.0137-9118.2 669118	
<b> Bremstrommel</b>							
1.5 1500	56 52	04/96→12/06 02/95→12/06	➔	→ 12/99		24.0220-0020.1 480059	Ø 200,0 x 50 / 201,5
1100 1300 1300 1300 1500 1500	43 45 46 50 50 53	02/96→08/99 09/91→08/99 06/87→12/96 02/96→12/96 09/91→12/96 09/87→12/96	➔			24.0220-0020.1 480059	Ø 200,0 x 50 / 201,5
<b> Bremsbackensatz</b>							
1.5 1500	56 52	04/96→12/06 02/95→12/06	➔	→ 12/99; - ABS		03.0137-0231.2 650231	Ø 200 x 41
1100 1300 1300 1300 1500 1500	43 45 46 50 50 53	02/96→08/99 09/91→08/99 06/87→12/96 02/96→12/96 09/91→12/96 09/87→12/96	➔	- ABS		03.0137-0231.2 650231	Ø 200 x 41
<b> Seilzug, Feststellbremse</b>							
1.5 1500	56 52	04/96→12/06 02/95→12/06	➔	⬇; → 12/99; Trommelbremse	2	24.3727-2403.2 582403	L= 1.617
1100 1300 1300 1300 1500 1500	43 45 46 50 50 53	02/96→08/99 09/91→08/99 06/87→12/96 02/96→12/96 09/91→12/96 09/87→12/96	➔	⬇; Trommelbremse	2	24.3727-2403.2 582403	L= 1.617
<b>LADA - SAMARA FORMA Stufenheck (21099, 2115) 09/87→12/12</b>							
<b> Radbremszylinder</b>							
1100 1300 1300 1300 1500 1500 1500	39 45 46 48 50 52 53	07/91→08/99 07/91→08/99 05/90→08/99 05/89→07/97 07/91→12/96 11/94→12/06 09/91→12/96	➔	→ 12/95		24.3220-1103.3 020214	Ø 20,64 GG
<b>Zubehörsatz, Bremsbacken</b>							
1100 1300 1300 1300 1500 1500 1500	39 45 46 48 50 52 53	07/91→08/99 07/91→08/99 05/90→08/99 05/89→07/97 07/91→12/96 11/94→12/06 09/91→12/96	➔	→ 12/95; - ABS		03.0137-9118.2 669118	
<b> Bremstrommel</b>							
1100 1300 1300 1300 1500 1500 1500	39 45 46 48 50 52 53	07/91→08/99 07/91→08/99 05/90→08/99 05/89→07/97 07/91→12/96 11/94→12/06 09/91→12/96	➔	→ 12/95		24.0220-0020.1 480059	Ø 200,0 x 50 / 201,5
<b> Bremsbackensatz</b>							
1100 1300 1300 1300 1500 1500 1500	39 45 46 48 50 52 53	07/91→08/99 07/91→08/99 05/90→08/99 05/89→07/97 07/91→12/96 11/94→12/06 09/91→12/96	➔	→ 12/95; - ABS		03.0137-0231.2 650231	Ø 200 x 41
<b> Seilzug, Feststellbremse</b>							
1100 1300 1300 1300 1500 1500 1500	39 45 46 48 50 52 53	07/91→08/99 07/91→08/99 05/90→08/99 05/89→07/97 07/91→12/96 11/94→12/06 09/91→12/96	➔	⬇; → 12/95; Trommelbremse	2	24.3727-2403.2 582403	L= 1.617

	kw					! #		
<b>LADA - TAIGA II (2123) 09/02→</b>								
 <b>Radbremszylinder</b>								
1.7	59	09/02→	➔			24.3220-1103.3	020214	Ø 20,64 GG
1.7	61	08/04→						
1.7 LPG	57	09/02→						
<b>Zubehörsatz, Bremsbacken</b>								
1.7	59	09/02→	➔			03.0137-9117.2	669117	
1.7	61	08/04→						
1.7 LPG	57	09/02→						
 <b>Bremstrommel</b>								
1.7	59	09/02→	➔			24.0225-0004.1	480058	Ø 250,0 x 57,5 / 251,5
1.7	61	08/04→						
1.7 LPG	57	09/02→						
 <b>Bremsbackensatz</b>								
1.7	59	09/02→	➔			03.0137-0232.2	650232	Ø 250 x 51
1.7	61	08/04→						
1.7 LPG	57	09/02→						
<b>LADA - TOSCANA (2107) 05/82→05/12</b>								
 <b>Radbremszylinder</b>								
1300	48	12/85→05/12	➔	→ 12/96		24.3220-1103.3	020214	Ø 20,64 GG
<b>Zubehörsatz, Bremsbacken</b>								
1300	48	12/85→05/12	➔	→ 12/96		03.0137-9117.2	669117	
 <b>Bremsbackensatz</b>								
1300	48	12/85→05/12	➔	→ 12/96		03.0137-0232.2	650232	Ø 250 x 51
 <b>Seilzug, Feststellbremse</b>								
1300	48	12/85→05/12	➔	☑; → 12/96; Trommelbremse	1	24.3727-2402.2	582402	L= 2.503
<b>LANCIA - DEDRA (835_) 01/89→07/99</b>								
 <b>Radbremszylinder</b>								
1.6 16V (835EI)	76	01/96→07/99	➔			24.3222-1701.3	020376	Ø 22,2 GG
1.6 LE Cat (835EB)	66	07/94→07/99						
1.6 i.e. (835AN)	55	04/93→07/99	➔	→ 10/93; - ABS		24.3222-1701.3	020376	Ø 22,2 GG
			➔	11/93→		24.3222-1701.3	020376	Ø 22,2 GG
<b>Zubehörsatz, Bremsbacken</b>								
1.6 16V (835EI)	76	01/96→07/99	➔			03.0137-9088.2	669088	BDX
1.6 LE Cat (835EB)	66	07/94→07/99						
1.6 i.e. (835AN)	55	04/93→07/99	➔	→ 10/93; - ABS		03.0137-9088.2	669088	BDX
			➔	11/93→		03.0137-9088.2	669088	BDX
 <b>Bremstrommel</b>								
1.6 16V (835EI)	76	01/96→07/99	➔			24.0218-0011.1	480006	Ø 180,0 x 40 / 181,4
1.6 LE Cat (835EB)	66	07/94→07/99						
1.6 i.e. (835AN)	55	04/93→07/99	➔	→ 10/93; - ABS		24.0218-0011.1	480006	Ø 180,0 x 40 / 181,4
			➔	11/93→		24.0218-0011.1	480006	Ø 180,0 x 40 / 181,4
 <b>Bremsbackensatz</b>								
1.6 16V (835EI)	76	01/96→07/99	➔			03.0137-0207.2	650207	BDX Ø 180 x 32 + HEB
1.6 LE Cat (835EB)	66	07/94→07/99				03.0420-4322.3	684322	BDX Ø 180 x 32 Ø 22,2 + RZ / + Zub Kit
1.6 i.e. (835AN)	55	04/93→07/99	➔	→ 10/93; - ABS		03.0137-0207.2	650207	BDX Ø 180 x 32 + HEB
			➔	11/93→		03.0420-4322.3	684322	BDX Ø 180 x 32 Ø 22,2 + RZ / + Zub Kit
 <b>Seilzug, Feststellbremse</b>								
1.6 16V (835EI)	76	01/96→07/99	➔	☑; für Fahrzeuge mit Klimaanlage; Scheibenbremse		24.3727-0006.2	580006	L= 1.460
1.6 LE Cat (835EB)	66	07/94→07/99		☑; für Fahrzeuge ohne Klimaanlage; Trommelbremse		24.3727-0510.2	580510	L= 1.375
↓								














	kw					! #		
<b>LANCIA - DEDRA (835_) 01/89→07/99</b>								
<b>Seilzug, Feststellbremse</b>								
1.6 16V (835EI)	76	01/96→07/99	➔	<input type="checkbox"/>	für Fahrzeuge ohne Klimaanlage; Trommelbremse	24.3727-0511.2	580511	L= 1.415
1.6 LE Cat (835EB)	66	07/94→07/99	➔	<input type="checkbox"/>	für Fahrzeuge mit Klimaanlage; Scheibenbremse	24.3727-0521.2	580521	L= 1.517
1.6 i.e. (835AN)	55	04/93→07/99	➔	<input type="checkbox"/>	11/93→; für Fahrzeuge mit Klimaanlage; Scheibenbremse	24.3727-0006.2	580006	L= 1.460
			➔	<input type="checkbox"/>	→ 10/93; + ABS; Scheibenbremse	24.3727-0006.2	580006	L= 1.460
			➔	<input type="checkbox"/>	11/93→; für Fahrzeuge ohne Klimaanlage; Trommelbremse	24.3727-0510.2	580510	L= 1.375
			➔	<input type="checkbox"/>	→ 10/93; - ABS; Trommelbremse	24.3727-0510.2	580510	L= 1.375
			➔	<input type="checkbox"/>	→ 10/93; - ABS; Trommelbremse	24.3727-0511.2	580511	L= 1.415
			➔	<input type="checkbox"/>	11/93→; für Fahrzeuge ohne Klimaanlage; Trommelbremse	24.3727-0511.2	580511	L= 1.415
			➔	<input type="checkbox"/>	→ 10/93; + ABS; Scheibenbremse	24.3727-0521.2	580521	L= 1.517
			➔	<input type="checkbox"/>	11/93→; für Fahrzeuge mit Klimaanlage; Scheibenbremse	24.3727-0521.2	580521	L= 1.517
1.8 16V LE (835FG)	83	03/96→07/99	➔	<input type="checkbox"/>	Scheibenbremse	24.3727-0006.2	580006	L= 1.460
1.8 i.e. (835FA)	74	07/94→07/99	➔	<input type="checkbox"/>	Scheibenbremse	24.3727-0521.2	580521	L= 1.517
2.0 16V (835ED)	102	07/94→07/99	➔	<input type="checkbox"/>	Scheibenbremse	24.3727-0521.2	580521	L= 1.517
1.8 i.e. (835AT)	66	08/93→07/99	➔	<input type="checkbox"/>	11/93→; Scheibenbremse	24.3727-0006.2	580006	L= 1.460
			➔	<input type="checkbox"/>	→ 10/93; Scheibenbremse	24.3727-0006.2	580006	L= 1.460
			➔	<input type="checkbox"/>	→ 10/93; Scheibenbremse	24.3727-0521.2	580521	L= 1.517
			➔	<input type="checkbox"/>	11/93→; Scheibenbremse	24.3727-0521.2	580521	L= 1.517
1.8 i.e. (835BD, 835AD) 1.9 TDS (835EE, 835EF) 2.0 i.e. (835AL)	77	09/89→07/99	➔	<input type="checkbox"/>	01/90→ 10/93; Scheibenbremse	24.3727-0006.2	580006	L= 1.460
	66	04/89→07/99	➔	<input type="checkbox"/>	11/93→; Scheibenbremse	24.3727-0006.2	580006	L= 1.460
	83	09/89→07/99	➔	<input type="checkbox"/>	01/90→ 10/93; Scheibenbremse	24.3727-0521.2	580521	L= 1.517
	83	09/89→07/99	➔	<input type="checkbox"/>	11/93→; Scheibenbremse	24.3727-0521.2	580521	L= 1.517
2.0 i.e. Turbo (835AR)	119	04/91→07/99	➔	<input type="checkbox"/>	05/91→ 10/93; Scheibenbremse	24.3727-0006.2	580006	L= 1.460
			➔	<input type="checkbox"/>	11/93→; Scheibenbremse	24.3727-0006.2	580006	L= 1.460
			➔	<input type="checkbox"/>	05/91→ 10/93; Scheibenbremse	24.3727-0521.2	580521	L= 1.517
			➔	<input type="checkbox"/>	11/93→; Scheibenbremse	24.3727-0521.2	580521	L= 1.517
<b>LANCIA - DEDRA SW (835_) 07/94→07/99</b>								
<b>Radbremsszylinder</b>								
1.6 (835EB)	66	10/94→07/99	➔			24.3222-1701.3	020376	Ø 22,2 GG
1.6 16V (835EI)	76	01/96→07/99	➔					
<b>Zubehörsatz, Bremsbacken</b>								
1.6 (835EB)	66	10/94→07/99	➔			03.0137-9088.2	669088	BDX
1.6 16V (835EI)	76	01/96→07/99	➔					
<b>Bremstrommel</b>								
1.6 (835EB)	66	10/94→07/99	➔			24.0218-0011.1	480006	Ø 180,0 x 40 / 181,4
1.6 16V (835EI)	76	01/96→07/99	➔					
<b>Bremsbackensatz</b>								
1.6 (835EB)	66	10/94→07/99	➔			03.0137-0207.2	650207	BDX Ø 180 x 32 + HEB
1.6 16V (835EI)	76	01/96→07/99	➔			03.0420-4322.3	684322	BDX Ø 180 x 32 Ø 22,2 + RZ / + Zub Kit
<b>Seilzug, Feststellbremse</b>								
1.6 (835EB) 1.6 16V (835EI)	66 76	10/94→07/99 01/96→07/99	➔	<input type="checkbox"/>	für Fahrzeuge mit Klimaanlage; Scheibenbremse	24.3727-0006.2	580006	L= 1.460
			➔	<input type="checkbox"/>	für Fahrzeuge ohne Klimaanlage; Trommelbremse	24.3727-0510.2	580510	L= 1.375
			➔	<input type="checkbox"/>	für Fahrzeuge ohne Klimaanlage; Trommelbremse	24.3727-0511.2	580511	L= 1.415
			➔	<input type="checkbox"/>	für Fahrzeuge mit Klimaanlage; Scheibenbremse	24.3727-0521.2	580521	L= 1.517
1.8 16V LE (835FG) 1.8 i.e. (835FA) 1.9 TDS (835EE, 835EF) 2.0 16V (835ED) 2.0 Integrale (835ED)	83 74 66 102 102	03/96→07/99 07/94→07/99 07/94→07/99 07/94→07/99 07/94→07/99	➔	<input type="checkbox"/>	Scheibenbremse	24.3727-0006.2	580006	L= 1.460
			➔	<input type="checkbox"/>	Scheibenbremse	24.3727-0521.2	580521	L= 1.517
			➔	<input type="checkbox"/>	Scheibenbremse	24.3727-0521.2	580521	L= 1.517
			➔	<input type="checkbox"/>	Scheibenbremse	24.3727-0521.2	580521	L= 1.517













	kw			i 	! #		
<b>LANCIA - DELTA II (836_) 06/93→09/99</b>							
 <b>Radbremszylinder</b>							
1.4 i.e. (836AF, 836AH)	51	10/94→08/99	➔			24.3222-1701.3 020376	Ø 22,2 GG
1.6 i.e. (836AP)	66	03/96→08/99					
1.6 i.e. 16V (836AO)	76	01/96→08/99					
1.6 i.e. (836AD)	55	06/93→08/99	➔	11/93→		24.3222-1701.3 020376	Ø 22,2 GG
<b>Zubehörsatz, Bremsbacken</b>							
1.4 i.e. (836AF, 836AH)	51	10/94→08/99	➔			03.0137-9088.2 669088	BDX
1.6 i.e. (836AP)	66	03/96→08/99					
1.6 i.e. 16V (836AO)	76	01/96→08/99					
1.6 i.e. (836AD)	55	06/93→08/99	➔	11/93→		03.0137-9088.2 669088	BDX
 <b>Bremstrommel</b>							
1.4 i.e. (836AF, 836AH)	51	10/94→08/99	➔			24.0218-0011.1 480006	Ø 180,0 x 40 / 181,4
1.6 i.e. (836AP)	66	03/96→08/99					
1.6 i.e. 16V (836AO)	76	01/96→08/99					
1.6 i.e. (836AD)	55	06/93→08/99	➔	11/93→		24.0218-0011.1 480006	Ø 180,0 x 40 / 181,4
 <b>Bremsbackensatz</b>							
1.4 i.e. (836AF, 836AH)	51	10/94→08/99	➔			03.0137-0207.2 650207	BDX Ø 180 x 32 + HEB
1.6 i.e. (836AP)	66	03/96→08/99				03.0420-4322.3 684322	BDX Ø 180 x 32 Ø 22,2 + RZ / + Zub Kit
1.6 i.e. 16V (836AO)	76	01/96→08/99					
1.6 i.e. (836AD)	55	06/93→08/99	➔	11/93→		03.0137-0207.2 650207	BDX Ø 180 x 32 + HEB
						03.0420-4322.3 684322	BDX Ø 180 x 32 Ø 22,2 + RZ / + Zub Kit
 <b>Seilzug, Feststellbremse</b>							
1.4 i.e. (836AF, 836AH)	51	10/94→08/99	➔	<input type="checkbox"/> ; Trommelbremse		24.3727-0510.2 580510	L= 1.375
1.6 i.e. (836AP)	66	03/96→08/99	➔	<input type="checkbox"/> ; Trommelbremse		24.3727-0511.2 580511	L= 1.415
1.6 i.e. 16V (836AO)	76	01/96→08/99	➔	<input type="checkbox"/> ; Trommelbremse			
1.6 i.e. (836AD)	55	06/93→08/99	➔	<input type="checkbox"/> ; 11/93→; Trommelbremse		24.3727-0510.2 580510	L= 1.375
			➔	<input type="checkbox"/> ; 11/93→; Trommelbremse		24.3727-0511.2 580511	L= 1.415
1.8 i.e. (836AE)	76	06/93→08/99	➔	<input type="checkbox"/> ; 11/93→; Scheibenbremse		24.3727-0006.2 580006	L= 1.460
2.0 16V (836AA, 836CA)	102	06/93→08/99	➔	<input type="checkbox"/> ; 11/93→; Scheibenbremse		24.3727-0521.2 580521	L= 1.517
2.0 16V Turbo (836AB)	137	06/93→08/99	➔	<input type="checkbox"/> ; 11/93→; Scheibenbremse			
1.8 i.e. (836AG, 836AL)	66	07/94→08/99	➔	<input type="checkbox"/> ; Scheibenbremse		24.3727-0006.2 580006	L= 1.460
1.8 i.e. 16V (836AQ)	83	03/96→08/99	➔	<input type="checkbox"/> ; Scheibenbremse		24.3727-0521.2 580521	L= 1.517
1.8 i.e. 16V GT (836AR)	96	03/96→08/99	➔	<input type="checkbox"/> ; Scheibenbremse			
1.9 TD (836AM, 836AN)	66	10/94→08/99					
2.0 16V Turbo (836AS)	142	07/96→08/99					
<b>LANCIA - DELTA III (844_) 08/08→08/14</b>							
 <b>Seilzug, Feststellbremse</b>							
1.4	88	09/08→08/14	➔	<input type="checkbox"/> ; Scheibenbremse		24.3727-3001.2 583001	L= 1.902
1.4	110	09/08→08/14	➔	<input type="checkbox"/> ; Scheibenbremse		24.3727-3002.2 583002	L= 1.760
1.4 16V	103	07/10→08/14	➔	<input type="checkbox"/> ; Scheibenbremse			
1.4 Bifuel	88	07/11→08/14					
1.6 D Multijet	77	04/11→08/14					
1.6 D Multijet	85	08/08→08/14					
1.6 D Multijet	88	09/08→08/14					
1.8	147	01/09→08/14					
1.9 D Multijet	140	01/09→08/14					
2.0 D Multijet	120	09/08→08/14					
2.0 D Multijet	121	09/08→08/14					
<b>LANCIA - FLAVIA Cabriolet (JS_) 03/12→12/14</b>							
 <b>Bremsbackensatz, Feststellbremse</b>							
2.4	125	03/12→12/14				03.0137-3023.2 653023	Ø 170 x 32 - HEB
2.4	129	03/12→12/14					
<b>LANCIA - MUSA (350_) 10/04→09/12</b>							
 <b>Radbremszylinder</b>							
1.3 D Multijet	51	10/04→09/12	➔	07/05→		24.3220-1728.3 020509	Ø 20,64 ALU
			➔	→ 06/05		24.3222-1724.3 020466	Ø 22,2 ALU
1.3 D Multijet	66	09/06→09/12	➔			24.3220-1728.3 020509	Ø 20,64 ALU
1.3 D Multijet	70	03/09→09/12	➔	08/09→		24.3220-1728.3 020509	Ø 20,64 ALU
1.4	70	10/04→09/12	➔	→ 06/05		24.3222-1724.3 020466	Ø 22,2 ALU
1.9 D Multijet	74	10/04→09/12	➔	→ 06/05		24.3220-1107.3 020218	AP Ø 20,64 GG
			➔	07/05→		24.3220-1728.3 020509	Ø 20,64 ALU
↓							

	kw			 	! #		
<b>LANCIA - MUSA (350_) 10/04→09/12</b>							
<b>Zubehörsatz, Bremsbacken</b>							
1.3 D Multijet	51	10/04→09/12	➔			03.0137-9309.2 669309	AP
			➔	→ 06/05		03.0137-9310.2 669310	AP
1.3 D Multijet	66	09/06→09/12	➔			03.0137-9309.2 669309	AP
1.9 D Multijet	74	10/04→09/12	➔				
1.3 D Multijet	70	03/09→09/12	➔	08/09→		03.0137-9309.2 669309	AP
1.4	57	09/05→09/12	➔			03.0137-9310.2 669310	AP
1.4	66	10/07→09/12	➔				
1.4 LPG	57	11/10→09/12	➔				
1.4	70	10/04→09/12	➔	→ 06/05		03.0137-9310.2 669310	AP
			➔	07/05→		03.0137-9310.2 669310	AP
<b> Bremstrommel</b>							
1.3 D Multijet	51	10/04→09/12	➔			24.0222-8018.1 480078	Ø 228,0 x 48 / 230
1.3 D Multijet	66	09/06→09/12	➔				
1.9 D Multijet	74	10/04→09/12	➔				
1.3 D Multijet	70	03/09→09/12	➔	08/09→		24.0222-8018.1 480078	Ø 228,0 x 48 / 230
1.4	57	09/05→09/12	➔			24.0220-3007.1 480064	Ø 203,0 x 48,5 / 204,7
1.4	66	10/07→09/12	➔				
1.4	70	10/04→09/12	➔				
1.4 LPG	57	11/10→09/12	➔				
<b> Bremsbackensatz</b>							
1.3 D Multijet	51	10/04→09/12	➔			03.0137-0457.2 650457	AP Ø 228 x 42 + HEB
			➔	→ 06/05		03.0137-0479.2 650479	AP Ø 203 x 38 + HEB
			➔	07/05→		03.0520-9120.3 699120	AP Ø 228 x 42 Ø 20,64 + RZ / + Zub TopKit
1.3 D Multijet	66	09/06→09/12	➔			03.0137-0457.2 650457	AP Ø 228 x 42 + HEB
						03.0520-9120.3 699120	AP Ø 228 x 42 Ø 20,64 + RZ / + Zub TopKit
1.3 D Multijet	70	03/09→09/12	➔	08/09→		03.0137-0457.2 650457	AP Ø 228 x 42 + HEB
						03.0520-9120.3 699120	AP Ø 228 x 42 Ø 20,64 + RZ / + Zub TopKit
1.4	57	09/05→09/12	➔			03.0137-0479.2 650479	AP Ø 203 x 38 + HEB
1.4	66	10/07→09/12	➔			03.0520-6922.3 696922	AP Ø 203 x 38 Ø 22,2 + RZ / + Zub TopKit
1.4 LPG	57	11/10→09/12	➔				
1.4	70	10/04→09/12	➔	→ 06/05		03.0137-0479.2 650479	AP Ø 203 x 38 + HEB
			➔	07/05→		03.0137-0479.2 650479	AP Ø 203 x 38 + HEB
						03.0520-6922.3 696922	AP Ø 203 x 38 Ø 22,2 + RZ / + Zub TopKit
1.9 D Multijet	74	10/04→09/12	➔			03.0137-0457.2 650457	AP Ø 228 x 42 + HEB
			➔	07/05→		03.0520-9120.3 699120	AP Ø 228 x 42 Ø 20,64 + RZ / + Zub TopKit
<b>LANCIA - PHEDRA (179_) 09/02→11/10</b>							
<b> Seilzug, Feststellbremse</b>							
2.0 (179AXA11)	100	09/02→11/10	➔	☐; → 09/10; Scheibenbremse		24.3727-0847.2 580847	L= 1.068
2.0 JTD	79	07/03→11/10	➔				
2.0 JTD	88	06/06→11/10	➔	☐; → 09/10; Scheibenbremse		24.3727-0848.2 580848	L= 2.360
2.0 JTD (179AXB1A)	80	09/02→11/10	➔				
2.2 D Multijet	125	03/08→11/10	➔				
2.2 JTD	120	04/06→11/10	➔				
2.2 JTD (179AXC1A)	94	09/02→11/10	➔				
3.0 V6	150	09/02→11/10	➔				
2.0 D Multijet	100	07/06→11/10	➔	☑; → 09/10; Scheibenbremse	2	24.3727-0569.2 580569	L= 1.255
<b>LANCIA - THEMA (LX_) 09/11→</b>							
<b> Bremsbackensatz, Feststellbremse</b>							
3.0 D	140	09/11→				03.0137-4014.2 654014	Ø 183 x 31 + Zub
3.0 D	176	09/11→					
3.6	210	09/11→					
3.6 4WD	210	09/11→					
<b>LANCIA - Y (840_) 11/95→09/03</b>							
<b> Radbremszylinder</b>							
1.1 (840AE)	40	11/95→09/03	➔	05/97→ 12/98		24.3220-1107.3 020218	AP Ø 20,64 GG
						24.3220-1108.3 020219	BDX Ø 20,64 GG
1.2 (840AA, 840AF1A)	44	03/96→09/03	➔	→ 07/03		24.3220-1107.3 020218	AP Ø 20,64 GG
↓							















	kw			 	! #		
<b>LANCIA - Y (840_) 11/95→09/03</b>							
 <b>Radbremszylinder</b>							
1.2 16V (840AG1A)	59	10/00→09/03	➡	→ 07/03		<b>24.3220-1108.3 020219</b>	BDX Ø 20,64 GG
1.2 16V (840AD)	63	04/97→09/03	➡	05/97→ 09/00		<b>24.3220-1107.3 020218</b> <b>24.3220-1108.3 020219</b>	AP Ø 20,64 GG BDX Ø 20,64 GG
1.4 12V (840AB)	59	10/96→09/03	➡	→ 12/98		<b>24.3220-1107.3 020218</b>	AP Ø 20,64 GG
1.4 12V (840AC)	55	03/96→09/03				<b>24.3220-1108.3 020219</b>	BDX Ø 20,64 GG
<b>Zubehörsatz, Bremsbacken</b>							
1.1 (840AE)	40	11/95→09/03	➡	05/97→ 12/98		<b>03.0137-9088.2 669088</b> <b>03.0137-9179.2 669179</b>	BDX AP
1.2 (840AA, 840AF1A)	44	03/96→09/03	➡	→ 07/03		<b>03.0137-9088.2 669088</b>	BDX
1.2 16V (840AG1A)	59	10/00→09/03				<b>03.0137-9179.2 669179</b>	AP
1.2 16V (840AD)	63	04/97→09/03	➡	05/97→ 09/00		<b>03.0137-9088.2 669088</b> <b>03.0137-9179.2 669179</b>	BDX AP
1.4 12V (840AB)	59	10/96→09/03	➡	→ 12/98		<b>03.0137-9088.2 669088</b>	BDX
1.4 12V (840AC)	55	03/96→09/03				<b>03.0137-9179.2 669179</b>	AP
 <b>Bremstrommel</b>							
1.1 (840AE)	40	11/95→09/03	➡	05/97→ 12/98		<b>24.0218-0011.1 480006</b>	Ø 180,0 x 40 / 181,4
1.2 (840AA, 840AF1A)	44	03/96→09/03	➡	→ 07/03		<b>24.0218-0011.1 480006</b>	Ø 180,0 x 40 / 181,4
1.2 16V (840AG1A)	59	10/00→09/03					
1.2 16V (840AD)	63	04/97→09/03	➡	05/97→ 09/00		<b>24.0218-0011.1 480006</b>	Ø 180,0 x 40 / 181,4
1.4 12V (840AB)	59	10/96→09/03	➡	→ 12/98		<b>24.0218-0011.1 480006</b>	Ø 180,0 x 40 / 181,4
1.4 12V (840AC)	55	03/96→09/03					
 <b>Bremsbackensatz</b>							
1.1 (840AE)	40	11/95→09/03	➡	05/97→ 12/98		<b>03.0137-0207.2 650207</b> <b>03.0137-0274.2 650274</b> <b>03.0420-5220.3 685220</b> <b>03.0520-5120.3 695120</b> <b>03.0520-5220.3 695220</b>	BDX Ø 180 x 32 + HEB AP Ø 180 x 32 + HEB AP Ø 180 x 32 Ø 20,64 + RZ / + Zub Kit BDX Ø 180 x 32 Ø 20,64 + RZ / + Zub TopKit AP Ø 180 x 32 Ø 20,64 + RZ / + Zub TopKit
1.2 (840AA, 840AF1A)	44	03/96→09/03	➡	→ 07/03		<b>03.0137-0207.2 650207</b> <b>03.0137-0274.2 650274</b> <b>03.0420-5220.3 685220</b> <b>03.0520-5120.3 695120</b> <b>03.0520-5220.3 695220</b>	BDX Ø 180 x 32 + HEB AP Ø 180 x 32 + HEB AP Ø 180 x 32 Ø 20,64 + RZ / + Zub Kit BDX Ø 180 x 32 Ø 20,64 + RZ / + Zub TopKit AP Ø 180 x 32 Ø 20,64 + RZ / + Zub TopKit
1.2 16V (840AG1A)	59	10/00→09/03					
1.2 16V (840AD)	63	04/97→09/03	➡	05/97→ 09/00		<b>03.0137-0207.2 650207</b> <b>03.0137-0274.2 650274</b> <b>03.0420-5220.3 685220</b> <b>03.0520-5120.3 695120</b> <b>03.0520-5220.3 695220</b>	BDX Ø 180 x 32 + HEB AP Ø 180 x 32 + HEB AP Ø 180 x 32 Ø 20,64 + RZ / + Zub Kit BDX Ø 180 x 32 Ø 20,64 + RZ / + Zub TopKit AP Ø 180 x 32 Ø 20,64 + RZ / + Zub TopKit
1.4 12V (840AB)	59	10/96→09/03	➡	→ 12/98		<b>03.0137-0207.2 650207</b> <b>03.0137-0274.2 650274</b> <b>03.0420-5220.3 685220</b> <b>03.0520-5120.3 695120</b> <b>03.0520-5220.3 695220</b>	BDX Ø 180 x 32 + HEB AP Ø 180 x 32 + HEB AP Ø 180 x 32 Ø 20,64 + RZ / + Zub Kit BDX Ø 180 x 32 Ø 20,64 + RZ / + Zub TopKit AP Ø 180 x 32 Ø 20,64 + RZ / + Zub TopKit
1.4 12V (840AC)	55	03/96→09/03					
 <b>Seilzug, Feststellbremse</b>							
1.1 (840AE)	40	11/95→09/03	➡	☐; 05/97→ 12/98		<b>24.3727-0533.2 580533</b>	L= 1.414
			➡	☐; 05/97→ 12/98; Trommelbremse		<b>24.3727-0534.2 580534</b>	L= 1.392
1.2 (840AA, 840AF1A)	44	03/96→09/03	➡	☐; → 07/03		<b>24.3727-0533.2 580533</b>	L= 1.414
1.2 16V (840AG1A)	59	10/00→09/03	➡	☐; → 07/03; Trommelbremse		<b>24.3727-0534.2 580534</b>	L= 1.392
1.2 16V (840AD)	63	04/97→09/03	➡	☐; 05/97→ 09/00		<b>24.3727-0533.2 580533</b>	L= 1.414
			➡	☐; 05/97→ 09/00; Trommelbremse		<b>24.3727-0534.2 580534</b>	L= 1.392
↓							
































	kw					! #		
<b>LANCIA - Y (840_) 11/95→09/03</b>								
 <b>Seilzug, Feststellbremse</b>								
1.4 12V (840AB)	59	10/96→09/03	➡	<input type="checkbox"/> ; → 12/98			24.3727-0533.2 580533	L= 1.414
1.4 12V (840AC)	55	03/96→09/03	➡	<input type="checkbox"/> ; → 12/98; Trommelbremse			24.3727-0534.2 580534	L= 1.392
<b>LANCIA - Y10 (156_) 03/85→12/95</b>								
 <b>Radbremszylinder</b>								
1.1 Fire (156AG)	40	01/95→12/95	➡				24.3219-0803.3 020183	Ø 19,05 GG
1.1 Fire Allrad (156AG)	40	01/95→12/95						
1.1 i.e. Fire Allrad (156AG)	37	09/92→12/95						
1.3 i.e. (156AF)	53	02/89→12/95						
1.1 i.e. Fire (156AG)	37	07/89→09/95	➡	01/90→			24.3219-0803.3 020183	Ø 19,05 GG
<b>Zubehörsatz, Bremsbacken</b>								
1.1 Fire (156AG)	40	01/95→12/95	➡				03.0137-9021.2 669021	Fiat
1.1 Fire Allrad (156AG)	40	01/95→12/95						
1.1 i.e. Fire Allrad (156AG)	37	09/92→12/95						
1.3 i.e. (156AF)	53	02/89→12/95						
1.1 i.e. Fire (156AG)	37	07/89→09/95	➡	01/90→			03.0137-9021.2 669021	Fiat
 <b>Bremstrommel</b>								
1.1 Fire (156AG)	40	01/95→12/95	➡				24.0218-5001.1 480012	Ø 185,0 x 37 / 186,8
1.1 Fire Allrad (156AG)	40	01/95→12/95						
1.1 i.e. Fire Allrad (156AG)	37	09/92→12/95						
1.3 i.e. (156AF)	53	02/89→12/95						
1.1 i.e. Fire (156AG)	37	07/89→09/95	➡	01/90→			24.0218-5001.1 480012	Ø 185,0 x 37 / 186,8
 <b>Bremsbackensatz</b>								
1.1 Fire (156AG)	40	01/95→12/95	➡				03.0137-0015.2 650015	Fiat Ø 185 x 31
1.1 Fire Allrad (156AG)	40	01/95→12/95					03.0137-0273.2 650273	AP Ø 185 x 31
1.1 i.e. Fire Allrad (156AG)	37	09/92→12/95					03.0420-0319.3 680319	Fiat Ø 185 x 31 Ø 19,05 + RZ / + Zub Kit
1.3 i.e. (156AF)	53	02/89→12/95					03.0520-4319.3 694319	AP Ø 185 x 31 Ø 19,05 + RZ / + Zub TopKit
1.1 i.e. Fire (156AG)	37	07/89→09/95	➡	01/90→			03.0137-0015.2 650015	Fiat Ø 185 x 31
							03.0137-0273.2 650273	AP Ø 185 x 31
							03.0420-0319.3 680319	Fiat Ø 185 x 31 Ø 19,05 + RZ / + Zub Kit
							03.0520-4319.3 694319	AP Ø 185 x 31 Ø 19,05 + RZ / + Zub TopKit
 <b>Seilzug, Feststellbremse</b>								
1.1 Fire Allrad (156AG)	40	01/95→12/95	➡	<input type="checkbox"/> ; Trommelbremse	1		24.3727-0503.2 580503	L= 2.670
1.1 i.e. Fire Allrad (156AG)	37	09/92→12/95						
1.1 i.e. Fire (156AG)	37	07/89→09/95	➡	<input type="checkbox"/> ; 01/90→ 12/92; Trommelbremse	1		24.3727-0519.2 580519	L= 2.385
1.3 i.e. (156AF)	53	02/89→12/95	➡	<input type="checkbox"/> ; → 12/92; Trommelbremse	1		24.3727-0519.2 580519	L= 2.385
<b>LANCIA - YPSILON (312_) 05/11→</b>								
 <b>Radbremszylinder</b>								
0.9 CNG	63	05/11→	➡				24.3220-1728.3 020509	Ø 20,64 ALU
0.9 TwinAir	59	12/13→						
0.9 TwinAir	63	05/11→						
1.2	51	05/11→						
1.2 Bifuel	49	05/11→						
1.3 D Multijet	57	06/16→						
1.3 D Multijet	70	05/11→						
1.2 Bifuel	51	05/11→	➡	04/15→			24.3220-1728.3 020509	Ø 20,64 ALU
<b>Zubehörsatz, Bremsbacken</b>								
0.9 CNG	63	05/11→	➡				03.0137-9310.2 669310	AP
0.9 TwinAir	59	12/13→						
0.9 TwinAir	63	05/11→						
1.2	51	05/11→						
1.2 Bifuel	49	05/11→						
1.3 D Multijet	57	06/16→						
1.3 D Multijet	70	05/11→						
1.2 Bifuel	51	05/11→	➡	04/15→			03.0137-9310.2 669310	AP
↓								



















	kw			 	! #		
<b>LANCIA - YPSILON (312_) 05/11→</b>							
 <b>Bremsbackensatz</b>							
0.9 CNG	63	05/11→	➔			<b>03.0137-0479.2 650479</b>	AP Ø 203 x 38 + HEB
0.9 TwinAir	59	12/13→				<b>03.0521-0620.3 690111</b>	Ø 203 x 39 Ø 20,64 + RZ / + Zub TopKit
0.9 TwinAir	63	05/11→					
1.2	51	05/11→					
1.2 Bifuel	49	05/11→					
1.3 D Multijet	57	06/16→					
1.3 D Multijet	70	05/11→					
1.2 Bifuel	51	05/11→	➔	04/15→		<b>03.0137-0479.2 650479</b> <b>03.0521-0620.3 690111</b>	AP Ø 203 x 38 + HEB Ø 203 x 39 Ø 20,64 + RZ / + Zub TopKit
<b>LANCIA - YPSILON (843_) 10/03→12/11</b>							
 <b>Radbremszylinder</b>							
1.2	44	10/03→12/11	➔	→ 06/11		<b>24.3219-1756.3 020511</b>	BOS Ø 19,05 ALU
1.4	57	02/06→12/11					
1.4 LPG	57	11/10→12/11					
1.2	51	08/10→12/11	➔	→ 06/11		<b>24.3220-1727.3 020480</b>	Ø 20,64 ALU
1.2	59	10/03→12/11					
1.3 JTD	51	10/03→12/11					
1.4 16V	70	10/03→12/11					
1.3 D Multijet	55	09/06→12/11	➔	10/06→ 06/11		<b>24.3220-1727.3 020480</b>	Ø 20,64 ALU
1.3 D Multijet	66	09/06→12/11					
1.3 D Multijet	77	05/07→12/11	➔	07/07→ 06/11		<b>24.3220-1727.3 020480</b>	Ø 20,64 ALU
<b>Zubehörsatz, Bremsbacken</b>							
1.2	44	10/03→12/11	➔	→ 06/11		<b>03.0137-9274.2 669274</b>	
1.2	51	08/10→12/11					
1.2	59	10/03→12/11					
1.3 JTD	51	10/03→12/11					
1.4	57	02/06→12/11					
1.4 16V	70	10/03→12/11					
1.4 LPG	57	11/10→12/11					
1.3 D Multijet	55	09/06→12/11	➔	10/06→ 06/11		<b>03.0137-9274.2 669274</b>	
1.3 D Multijet	66	09/06→12/11					
1.3 D Multijet	77	05/07→12/11	➔	07/07→ 06/11		<b>03.0137-9274.2 669274</b>	
 <b>Bremstrommel</b>							
1.2	44	10/03→12/11	➔	→ 06/11		<b>24.0220-3007.1 480064</b>	Ø 203,0 x 48,5 / 204,7
1.2	51	08/10→12/11					
1.2	59	10/03→12/11					
1.3 JTD	51	10/03→12/11					
1.4	57	02/06→12/11					
1.4 16V	70	10/03→12/11					
1.4 LPG	57	11/10→12/11					
1.3 D Multijet	55	09/06→12/11	➔	10/06→ 06/11		<b>24.0220-3007.1 480064</b>	Ø 203,0 x 48,5 / 204,7
1.3 D Multijet	66	09/06→12/11					
1.3 D Multijet	77	05/07→12/11	➔	07/07→ 06/11		<b>24.0220-3007.1 480064</b>	Ø 203,0 x 48,5 / 204,7
 <b>Bremsbackensatz</b>							
1.2	44	10/03→12/11	➔	→ 06/11		<b>03.0137-0439.2 650439</b>	Ø 203 x 39 + HEB
1.4	57	02/06→12/11				<b>03.0520-7019.3 697019</b>	Ø 203 x 39 Ø 19,05 + RZ / + Zub TopKit
1.4 LPG	57	11/10→12/11					
1.2	51	08/10→12/11	➔	→ 06/11		<b>03.0137-0439.2 650439</b>	Ø 203 x 39 + HEB
1.2	59	10/03→12/11				<b>03.0520-9320.3 699320</b>	Ø 203 x 39 Ø 20,64 + RZ / + Zub TopKit
1.3 JTD	51	10/03→12/11					
1.4 16V	70	10/03→12/11					
1.3 D Multijet	55	09/06→12/11	➔	10/06→ 06/11		<b>03.0137-0439.2 650439</b>	Ø 203 x 39 + HEB
1.3 D Multijet	66	09/06→12/11				<b>03.0520-9320.3 699320</b>	Ø 203 x 39 Ø 20,64 + RZ / + Zub TopKit
1.3 D Multijet	77	05/07→12/11	➔	07/07→ 06/11		<b>03.0137-0439.2 650439</b> <b>03.0520-9320.3 699320</b>	Ø 203 x 39 + HEB Ø 203 x 39 Ø 20,64 + RZ / + Zub TopKit
 <b>Seilzug, Feststellbremse</b>							
1.2	44	10/03→12/11	➔	⬇; → 06/11; Trommelbremse	2	<b>24.3727-3000.2 583000</b>	L= 1.430
1.2	51	08/10→12/11					
1.2	59	10/03→12/11					
1.3 JTD	51	10/03→12/11					
1.4	57	02/06→12/11					
1.4 16V	70	10/03→12/11					
1.4 LPG	57	11/10→12/11					
1.3 D Multijet	55	09/06→12/11	➔	⬇; 10/06→ 06/11; Trommelbremse	2	<b>24.3727-3000.2 583000</b>	L= 1.430
1.3 D Multijet	66	09/06→12/11					
1.3 D Multijet	77	05/07→12/11	➔	⬇; 07/07→ 06/11; Trommelbremse	2	<b>24.3727-3000.2 583000</b>	L= 1.430


































	kw					! #		
<b>LANCIA - ZETA (22_) 05/95→09/02</b>								
 <b>Radbremszylinder</b>								
2.0 16V (220AL5)	97	05/98→07/00	➔	- ABS			24.3219-1704.3 020374	Ø 19,05 GG
2.0 16V (220AQ5)	100	07/00→09/02						
2.0 JTD	80	04/00→09/02						
2.0 JTD 16V (220AN5)	80	09/99→09/02						
<b>Zubehörsatz, Bremsbacken</b>								
2.0 16V (220AL5)	97	05/98→07/00		- ABS			03.0137-9208.2 669208	
2.0 16V (220AQ5)	100	07/00→09/02						
2.0 JTD	80	04/00→09/02						
2.0 JTD 16V (220AN5)	80	09/99→09/02						
 <b>Bremstrommel</b>								
2.0 16V (220AL5)	97	05/98→07/00	➔	- ABS			24.0225-5003.1 480066	Ø 255,0 x 67 / 256
2.0 16V (220AQ5)	100	07/00→09/02						
2.0 JTD	80	04/00→09/02						
2.0 JTD 16V (220AN5)	80	09/99→09/02						
 <b>Bremsbackensatz</b>								
2.0 16V (220AL5)	97	05/98→07/00	➔	- ABS			03.0137-0314.2 650314	Ø 255 x 61
2.0 16V (220AQ5)	100	07/00→09/02					03.0520-2619.3 692619	BDX Ø 255 x 61 Ø 19,05 + RZ / + Zub TopKit
2.0 JTD	80	04/00→09/02						
2.0 JTD 16V (220AN5)	80	09/99→09/02						
 <b>Bremsbackensatz, Feststellbremse</b>								
2.0 16V (220AL5)	97	05/98→07/00					03.0137-4018.2 654018	Ø 180 x 30 + Zub
2.0 16V (220AQ5)	100	07/00→09/02						
2.0 JTD	80	04/00→09/02						
2.0 JTD 16V (220AN5)	80	09/99→09/02						
2.0 Turbo (220AD5, 220CD5)	108	05/95→09/02						
2.1 TD (220AJ5)	80	05/96→09/99		06/96→			03.0137-4018.2 654018	Ø 180 x 30 + Zub
<b>Zubehörsatz, Feststellbremsbacken</b>								
2.0 16V (220AL5)	97	05/98→07/00					03.0137-9249.2 669249	
2.0 16V (220AQ5)	100	07/00→09/02						
2.0 JTD	80	04/00→09/02						
2.0 JTD 16V (220AN5)	80	09/99→09/02						
2.0 Turbo (220AD5, 220CD5)	108	05/95→09/02						
2.1 TD (220AJ5)	80	05/96→09/99		06/96→			03.0137-9249.2 669249	
<b>Reparaturatz, Automatische Nachstellung</b>								
2.0 16V (220AL5)	97	05/98→07/00					03.0137-9700.2 669700	
2.0 16V (220AQ5)	100	07/00→09/02						
2.0 JTD	80	04/00→09/02						
2.0 JTD 16V (220AN5)	80	09/99→09/02						
2.0 Turbo (220AD5, 220CD5)	108	05/95→09/02						
2.1 TD (220AJ5)	80	05/96→09/99		06/96→			03.0137-9700.2 669700	
 <b>Seilzug, Feststellbremse</b>								
2.0 16V (220AL5)	97	05/98→07/00	←	☒; Scheiben/Trommel	1	24.3727-0336.2 580336		L= 500
2.0 16V (220AQ5)	100	07/00→09/02	➔	☐; Scheiben/Trommel		24.3727-0529.2 580529		L= 2.205
2.0 JTD	80	04/00→09/02	➔	☐; Scheiben/Trommel		24.3727-0530.2 580530		L= 1.255
2.0 JTD 16V (220AN5)	80	09/99→09/02	➔	☐; Scheiben/Trommel				
2.0 Turbo (220AD5, 220CD5)	108	05/95→09/02						
2.1 TD (220AJ5)	80	05/96→09/99	←	☒; 06/96→; Scheiben/Trommel	1	24.3727-0336.2 580336		L= 500
			➔	☐; 06/96→; Scheiben/Trommel		24.3727-0529.2 580529		L= 2.205
			➔	☐; 06/96→; Scheiben/Trommel		24.3727-0530.2 580530		L= 1.255
<b>LAND ROVER - DISCOVERY III (LA_) 07/04→09/09</b>								
 <b>Bremsbackensatz, Feststellbremse</b>								
2.7 TD 4x4	140	07/04→09/09	➔	→ 08/09			03.0137-3040.2 653040	Ø 210 x 30 + HEB
4.0 4x4	160	02/05→09/09						
4.0 4x4	161	02/05→09/09						
4.0 V6 4x4	156	10/04→09/09						
4.0 V6 4x4	160	10/04→09/09						
4.4 4x4	220	07/04→09/09						
<b>LAND ROVER - DISCOVERY IV (LA_) 09/09→</b>								
 <b>Bremsbackensatz, Feststellbremse</b>								
2.7 TD 4x4	140	09/09→					03.0137-3040.2 653040	Ø 210 x 30 + HEB
3.0 4x4	250	08/13→						
3.0 SDV6 4x4	188	11/09→						













	kw			 	! #		
<b>LAND ROVER - DISCOVERY IV (LA_) 09/09→</b>							
 <b>Bremsbackensatz, Feststellbremse</b>							
3.0 TD 4x4	155	05/10→				03.0137-3040.2 653040	Ø 210 x 30 + HEB
3.0 TD 4x4	180	09/09→					
3.0 TD 4x4	183	07/12→					
3.0 TD 4x4	200	09/09→					
4.0 4x4	160	09/09→					
5.0 V8 4x4	276	09/09→					
<b>LAND ROVER - FREELANDER (LN_) 02/98→10/06</b>							
 <b>Radbremsszylinder</b>							
1.8 16V 4x4	86	11/00→10/06	➡	1A000001→		24.3219-1746.3 020497	Ø 19,05 ALU
2.0 Td4 4x4	82	11/00→10/06					
2.5 V6 4x4	130	11/00→10/06	➡	→ YA999999		24.3220-1112.3 020223	Ø 20,64 GG
1.8 i 16V 4x4	88	02/98→11/00	➡			24.3220-1112.3 020223	Ø 20,64 GG
2.0 DI 4x4	72	02/98→11/00					
2.0 Td4 4x4	80	03/01→10/06	➡	1A000001→		24.3219-1746.3 020497	Ø 19,05 ALU
			➡	11/01→; → YA999999		24.3220-1112.3 020223	Ø 20,64 GG
<b>Zubehörsatz, Bremsbacken</b>							
1.8 16V 4x4	86	11/00→10/06	➡	→ YA999999		03.0137-9282.2 669282	
2.0 Td4 4x4	82	11/00→10/06					
2.5 V6 4x4	130	11/00→10/06	➡	1A000001→		03.0137-9282.2 669282	
1.8 i 16V 4x4	88	02/98→11/00	➡			03.0137-9282.2 669282	
2.0 DI 4x4	72	02/98→11/00					
2.0 Td4 4x4	80	03/01→10/06	➡	1A000001→		03.0137-9282.2 669282	
			➡	11/01→; → YA999999		03.0137-9282.2 669282	
 <b>Bremstrommel</b>							
1.8 16V 4x4	86	11/00→10/06	➡	→ YA999999		24.0225-4017.1 480182	Ø 254,0 x 47 / 255,5
2.0 Td4 4x4	82	11/00→10/06					
2.5 V6 4x4	130	11/00→10/06	➡	1A000001→		24.0225-4020.1 480310	Ø 254,0 x 57,3 / 255,5
1.8 i 16V 4x4	88	02/98→11/00	➡			24.0225-4017.1 480182	Ø 254,0 x 47 / 255,5
2.0 DI 4x4	72	02/98→11/00					
2.0 Td4 4x4	80	03/01→10/06	➡	11/01→; → YA999999		24.0225-4017.1 480182	Ø 254,0 x 47 / 255,5
			➡	1A000001→		24.0225-4020.1 480310	Ø 254,0 x 57,3 / 255,5
 <b>Bremsbackensatz</b>							
1.8 16V 4x4	86	11/00→10/06	➡	→ YA999999		03.0137-0440.2 650440	Ø 254 x 39 + HEB
2.0 Td4 4x4	82	11/00→10/06					
2.5 V6 4x4	130	11/00→10/06	➡	1A000001→		03.0137-0480.2 650480	Ø 254 x 45 + HEB
1.8 i 16V 4x4	88	02/98→11/00	➡			03.0137-0440.2 650440	Ø 254 x 39 + HEB
2.0 DI 4x4	72	02/98→11/00					
2.0 Td4 4x4	80	03/01→10/06	➡	11/01→; → YA999999		03.0137-0440.2 650440	Ø 254 x 39 + HEB
			➡	1A000001→		03.0137-0480.2 650480	Ø 254 x 45 + HEB
 <b>Seilzug, Feststellbremse</b>							
1.8 16V 4x4	86	11/00→10/06	➡	<input type="checkbox"/> ; → YA999999; Trommelbremse		24.3727-3300.2 583300	L= 1.568
2.0 Td4 4x4	82	11/00→10/06					
2.5 V6 4x4	130	11/00→10/06	➡	<input checked="" type="checkbox"/> ; → YA999999; Trommelbremse		24.3727-3301.2 583301	L= 1.568
1.8 i 16V 4x4	88	02/98→11/00	➡	<input type="checkbox"/> ; Trommelbremse		24.3727-3300.2 583300	L= 1.568
2.0 DI 4x4	72	02/98→11/00	➡	<input type="checkbox"/> ; Trommelbremse		24.3727-3301.2 583301	L= 1.568
2.0 Td4 4x4	80	03/01→10/06	➡	<input type="checkbox"/> ; 11/01→; → YA999999; Trommelbremse		24.3727-3300.2 583300	L= 1.568
			➡	<input checked="" type="checkbox"/> ; 11/01→; → YA999999; Trommelbremse		24.3727-3301.2 583301	L= 1.568
<b>LAND ROVER - FREELANDER 2 (LF_) 10/06→10/14</b>							
 <b>Bremsbackensatz, Feststellbremse</b>							
2.0 Si4 4x4	177	10/11→10/14				03.0137-3017.2 653017	Ø 185 x 30 - HEB
2.2 eD4	110	08/10→10/14					
2.2 SD4 4x4	140	08/10→10/14					
2.2 TD4 4x4	110	10/06→10/14					
2.2 TD4 4x4	112	01/07→10/14					
2.2 TD4 4x4	115	10/06→10/14					
2.2 TD4 4x4	118	10/06→10/14					
3.2 4x4	171	10/06→10/14					
 <b>Seilzug, Feststellbremse</b>							
2.0 Si4 4x4	177	10/11→10/14	➡	<input checked="" type="checkbox"/> ; → 9H123593; Scheibenbremse		24.3727-3302.2 583302	L= 1.573
			➡	<input type="checkbox"/> ; → 9H123593; Scheibenbremse		24.3727-3303.2 583303	L= 1.578
↓							














	kW					! #		
<b>LAND ROVER - FREELANDER 2 (LF_) 10/06→10/14</b>								
 <b>Seilzug, Feststellbremse</b>								
2.2 eD4	110	08/10→10/14	➡	<input type="checkbox"/> ; Scheibenbremse		24.3727-3302.2	583302	L= 1.573
2.2 SD4 4x4	140	08/10→10/14	➡	<input type="checkbox"/> ; Scheibenbremse		24.3727-3303.2	583303	L= 1.578
2.2 TD4 4x4	110	10/06→10/14						
2.2 TD4 4x4	112	01/07→10/14						
2.2 TD4 4x4	115	10/06→10/14						
2.2 TD4 4x4	118	10/06→10/14						
3.2 4x4	171	10/06→10/14						
<b>LAND ROVER - FREELANDER Soft Top (LN_) 02/98→10/06</b>								
 <b>Radbremszylinder</b>								
1.8 4x4	86	10/00→09/03	➡	1A000001→		24.3219-1746.3	020497	Ø 19,05 ALU
2.0 TD4 4x4	82	10/00→10/06	➡	11/00→; → YA999999		24.3220-1112.3	020223	Ø 20,64 GG
1.8 i 16V 4x4	88	02/98→10/06	➡	→ 11/00		24.3220-1112.3	020223	Ø 20,64 GG
2.0 DI 4x4	72	02/98→10/06						
<b>Zubehörsatz, Bremsbacken</b>								
1.8 4x4	86	10/00→09/03	➡	1A000001→		03.0137-9282.2	669282	
2.0 TD4 4x4	82	10/00→10/06	➡	11/00→; → YA999999		03.0137-9282.2	669282	
1.8 i 16V 4x4	88	02/98→10/06	➡	→ 11/00		03.0137-9282.2	669282	
2.0 DI 4x4	72	02/98→10/06						
 <b>Bremstrommel</b>								
1.8 4x4	86	10/00→09/03	➡	11/00→; → YA999999		24.0225-4017.1	480182	Ø 254,0 x 47 / 255,5
2.0 TD4 4x4	82	10/00→10/06	➡	1A000001→		24.0225-4020.1	480310	Ø 254,0 x 57,3 / 255,5
1.8 i 16V 4x4	88	02/98→10/06	➡	→ 11/00		24.0225-4017.1	480182	Ø 254,0 x 47 / 255,5
2.0 DI 4x4	72	02/98→10/06						
 <b>Bremsbackensatz</b>								
1.8 4x4	86	10/00→09/03	➡	11/00→; → YA999999		03.0137-0440.2	650440	Ø 254 x 39 + HEB
2.0 TD4 4x4	82	10/00→10/06	➡	1A000001→		03.0137-0480.2	650480	Ø 254 x 45 + HEB
1.8 i 16V 4x4	88	02/98→10/06	➡	→ 11/00		03.0137-0440.2	650440	Ø 254 x 39 + HEB
2.0 DI 4x4	72	02/98→10/06						
 <b>Seilzug, Feststellbremse</b>								
1.8 4x4	86	10/00→09/03	➡	<input type="checkbox"/> ; 11/00→; → YA999999; Trommelbremse		24.3727-3300.2	583300	L= 1.568
2.0 TD4 4x4	82	10/00→10/06						
			➡	<input type="checkbox"/> ; 11/00→; → YA999999; Trommelbremse		24.3727-3301.2	583301	L= 1.568
1.8 i 16V 4x4	88	02/98→10/06	➡	<input type="checkbox"/> ; → 11/00; Trommelbremse		24.3727-3300.2	583300	L= 1.568
2.0 DI 4x4	72	02/98→10/06	➡	<input type="checkbox"/> ; → 11/00; Trommelbremse		24.3727-3301.2	583301	L= 1.568
<b>LAND ROVER - RANGE ROVER III (LM_) 03/02→08/12</b>								
 <b>Bremsbackensatz, Feststellbremse</b>								
3.0 D 4x4	130	03/02→08/12	➡			03.0137-0451.2	650451	Ø 210 x 30
3.6 D 4x4	200	04/06→08/12						
4.2 4x4	291	05/05→08/12						
4.4 4x4	210	03/02→08/05						
4.4 4x4	220	08/04→08/12						
4.4 4x4	225	05/05→08/12						
4.4 D 4x4	230	07/10→08/12						
5.0 4x4	276	09/09→08/12						
5.0 4x4	375	09/09→08/12						
<b>LAND ROVER - RANGE ROVER SPORT (LS_) 02/05→03/13</b>								
 <b>Bremsbackensatz, Feststellbremse</b>								
2.7 D 4x4	140	02/05→03/13		→ 10/09		03.0137-3040.2	653040	Ø 210 x 30 + HEB
4.2 4x4	287	02/05→03/13						
4.4 4x4	220	02/05→03/13						
3.0 D 4x4	155	05/10→03/13				03.0137-3040.2	653040	Ø 210 x 30 + HEB
3.0 D 4x4	180	09/09→03/13						
3.0 D 4x4	183	08/12→03/13						
3.0 D 4x4	188	06/11→03/13						
3.6 D 4x4	200	04/06→03/13						
5.0 4x4	276	07/09→03/13						
5.0 4x4	372	04/09→03/13						
5.0 4x4	375	09/09→03/13						
<b>LAND ROVER - RANGE ROVER SPORT (LW_) 04/13→</b>								
 <b>Bremsbackensatz, Feststellbremse</b>								
3.0 D 4x4	155	04/13→		→ 06/13		03.0137-3040.2	653040	Ø 210 x 30 + HEB
↓								

	kw			 	! #		
<b>LAND ROVER - RANGE ROVER SPORT (LW_) 04/13→</b>							
 <b>Bremsbackensatz, Feststellbremse</b>							
3.0 D 4x4	183	04/13→		→ 06/13		03.0137-3040.2 653040	Ø 210 x 30 + HEB
3.0 D 4x4	190	04/13→					
3.0 D 4x4	215	04/13→					
5.0 4x4	375	04/13→					
<b>LEXUS - ES (_V4_) 03/06→06/12</b>							
 <b>Bremsbackensatz, Feststellbremse</b>							
3.5 (GSV40_)	204	05/06→06/12				03.0137-0402.2 650402	Ø 170 x 40
<b>LEXUS - ES (_V6_) 06/12→</b>							
 <b>Bremsbackensatz, Feststellbremse</b>							
350 (GSV60_)	204	06/12→		→ 06/12		03.0137-0402.2 650402	Ø 170 x 40
<b>LEXUS - GS (JZS147_) 01/93→08/97</b>							
 <b>Bremsbackensatz, Feststellbremse</b>							
300 (JZS147_)	156	01/93→08/97	➔	03/93→		03.0137-0400.2 650400	Ø 190 x 45
<b>Zubehörsatz, Feststellbremsbacken</b>							
300 (JZS147_)	156	01/93→08/97		03/93→		03.0137-9272.2 669272	
<b>LEXUS - GS (JZS160_, UZS161_, UZS160_) 08/97→12/04</b>							
 <b>Bremsbackensatz, Feststellbremse</b>							
300 (JZS160_)	161	10/00→12/04	➔			03.0137-0400.2 650400	Ø 190 x 45
300 (JZS160_)	163	08/97→10/00					
400 (UZS160_)	216	12/97→11/00					
430 (UZS161_)	208	11/00→12/04					
<b>Zubehörsatz, Feststellbremsbacken</b>							
300 (JZS160_)	161	10/00→12/04	➔			03.0137-9272.2 669272	
300 (JZS160_)	163	08/97→10/00					
400 (UZS160_)	216	12/97→11/00					
430 (UZS161_)	208	11/00→12/04					
<b>LEXUS - GX (_J12_) 11/01→11/09</b>							
 <b>Bremsbackensatz, Feststellbremse</b>							
470	175	11/01→11/09				03.0137-3007.2 653007	Ø 209 x 45 - HEB
470	199	11/01→11/09					
<b>LEXUS - GX (URJ15_) 11/09→</b>							
 <b>Bremsbackensatz, Feststellbremse</b>							
460 4WD	218	11/09→				03.0137-3007.2 653007	Ø 209 x 45 - HEB
460 4WD	225	01/10→					
<b>LEXUS - HS (ANF10) 07/09→</b>							
 <b>Bremsbackensatz, Feststellbremse</b>							
250h	110	07/09→		09/09→		03.0137-3012.2 653012	Ø 172 x 32 - HEB
<b>LEXUS - IS I (JCE1_, GXE1_) 04/99→07/05</b>							
 <b>Bremsbackensatz, Feststellbremse</b>							
200	114	04/99→07/05	➔			03.0137-0400.2 650400	Ø 190 x 45
300	157	09/01→07/05					
<b>Zubehörsatz, Feststellbremsbacken</b>							
200	114	04/99→07/05	➔			03.0137-9272.2 669272	
300	157	09/01→07/05					
<b>LEXUS - IS SportCross 10/01→10/05</b>							
 <b>Bremsbackensatz, Feststellbremse</b>							
200	114	10/02→10/05	➔	→ 09/05		03.0137-0400.2 650400	Ø 190 x 45
300	157	10/01→10/05					
<b>Zubehörsatz, Feststellbremsbacken</b>							
200	114	10/02→10/05	➔	→ 09/05		03.0137-9272.2 669272	
300	157	10/01→10/05					
<b>LEXUS - LS (_F2_) 10/94→10/00</b>							
 <b>Bremsbackensatz, Feststellbremse</b>							
400 ↓	194	12/94→08/97				03.0137-0400.2 650400	Ø 190 x 45








	kw			 	! #		
<b>LEXUS - LS (_F2_) 10/94→10/00</b>							
 <b>Bremsbackensatz, Feststellbremse</b>							
400	216	10/97→07/00				<b>03.0137-0400.2 650400</b>	Ø 190 x 45
400	203	09/98→10/00		→ 07/00		<b>03.0137-0400.2 650400</b>	Ø 190 x 45
400	209	09/97→10/00		→ 09/98		<b>03.0137-0400.2 650400</b>	Ø 190 x 45
<b>LEXUS - LX (UZJ100) 09/97→03/08</b>							
 <b>Bremsbackensatz, Feststellbremse</b>							
470	170	05/98→03/08	➔			<b>03.0137-3008.2 653008</b>	Ø 230 x 45 - HEB
470	173	09/01→03/08					
470	197	05/98→10/02					
470	202	08/02→03/08					
<b>LEXUS - RX (MCU15) 07/00→05/03</b>							
 <b>Bremsbackensatz, Feststellbremse</b>							
300	148	07/00→03/03				<b>03.0137-0402.2 650402</b>	Ø 170 x 40
300 AWD	148	10/00→05/03					
300 AWD	164	07/00→05/03		10/00→		<b>03.0137-0402.2 650402</b>	Ø 170 x 40
<b>LEXUS - SC Cabriolet (UZZ40_) 01/01→07/10</b>							
 <b>Bremsbackensatz, Feststellbremse</b>							
430 (UZZ40_)	210	05/01→07/10	➔			<b>03.0137-0400.2 650400</b>	Ø 190 x 45
430 (UZZ40_)	215	05/01→07/10					
430 (UZZ40_)	244	05/01→07/10					
<b>MAZDA - 2 (DE) 07/07→06/15</b>							
 <b>Radbremszylinder</b>							
1.3	55	10/07→06/15	➔	→ 12/14		<b>24.3219-1752.3 020505</b>	Ø 19,05 GG
1.3	63	10/07→06/15					
1.3 MZR	62	01/10→06/15					
1.4 MZR-CD	50	01/08→06/15					
1.5	76	10/07→06/15					
1.5 MZR	75	06/11→06/15					
1.6 MZ-CD	66	10/08→06/15					
1.6 MZ-CD	70	06/11→06/15					
1.3 BiFuel	55	05/11→11/14	➔			<b>24.3219-1752.3 020505</b>	Ø 19,05 GG
1.3 BiFuel	62	05/11→11/14					
 <b>Bremsbackensatz</b>							
1.3	55	10/07→06/15	➔	→ 12/14		<b>03.0137-0501.2 650501</b>	TRW Ø 200 x 32 + HEB
1.3	63	10/07→06/15				<b>03.0520-7819.3 697819</b>	BOS Ø 220 x 35 Ø 19,05 + RZ / + Zub TopKit
1.3 MZR	62	01/10→06/15					
1.4 MZR-CD	50	01/08→06/15					
1.5	76	10/07→06/15					
1.5 MZR	75	06/11→06/15					
1.6 MZ-CD	70	06/11→06/15					
1.3 BiFuel	55	05/11→11/14	➔			<b>03.0137-0501.2 650501</b>	TRW Ø 200 x 32 + HEB
1.3 BiFuel	62	05/11→11/14					
1.6 MZ-CD	66	10/08→06/15	➔	→ 12/14		<b>03.0137-0501.2 650501</b>	TRW Ø 200 x 32 + HEB
			➔	→ 12/14; 12.2014→		<b>03.0520-7819.3 697819</b>	BOS Ø 220 x 35 Ø 19,05 + RZ / + Zub TopKit
 <b>Seilzug, Feststellbremse</b>							
1.3	55	10/07→06/15	←	☒; → 12/14; Trommelbremse		<b>24.3727-1826.2 581826</b>	L= 408
1.3	63	10/07→06/15					
1.3 MZR	62	01/10→06/15	➔	☒; → 12/14; Trommelbremse	2	<b>24.3727-1829.2 581829</b>	L= 1.328 L2= 1.360
1.4 MZR-CD	50	01/08→06/15					
1.5	76	10/07→06/15					
1.5 MZR	75	06/11→06/15					
1.6 MZ-CD	66	10/08→06/15					
1.6 MZ-CD	70	06/11→06/15					
1.3 BiFuel	55	05/11→11/14	←	☒; für Linkslenker; Trommelbremse		<b>24.3727-1826.2 581826</b>	L= 408
1.3 BiFuel	62	05/11→11/14	➔	☒; für Linkslenker; Trommelbremse	2	<b>24.3727-1829.2 581829</b>	L= 1.328 L2= 1.360
<b>MAZDA - 2 (DL, DJ) 11/14→</b>							
 <b>Radbremszylinder</b>							
1.5	55	11/14→	➔	für Linkslenker		<b>24.3219-1752.3 020505</b>	Ø 19,05 GG
1.5	66	11/14→					
1.5	85	11/14→					
1.5 D	77	11/14→	➔			<b>24.3219-1752.3 020505</b>	Ø 19,05 GG
 <b>Bremsbackensatz</b>							
1.5	55	11/14→	➔			<b>03.0137-0501.2 650501</b>	TRW Ø 200 x 32 + HEB
↓							



















	kw			 	! #		
<b>MAZDA - 2 (DL, DJ) 11/14→</b>							
 <b>Bremsbackensatz</b>							
1.5	66	11/14→	→			03.0137-0501.2 650501	TRW Ø 200 x 32 + HEB
1.5	85	11/14→					
1.5 D	77	11/14→					
<b>MAZDA - 2 (DY) 02/03→06/07</b>							
 <b>Radbremszylinder</b>							
1.2	55	02/03→06/07	→	↓		24.3219-1735.3 020464	Ø 19,05 ALU
1.25	55	04/03→06/07					
1.3 L	67	04/03→06/07					
1.4	59	02/03→06/07					
1.4	59	04/03→06/07					
1.4 CD	50	04/03→06/07					
1.5	82	04/03→06/07					
1.6	74	02/03→06/07					
1.6	74	04/03→06/07					
<b>Zubehörsatz, Bremsbacken</b>							
1.2	55	02/03→06/07	→			03.0137-9259.2 669259	
1.25	55	04/03→06/07					
1.3 L	67	04/03→06/07					
1.4	59	02/03→06/07					
1.4	59	04/03→06/07					
1.4 CD	50	04/03→06/07					
1.5	82	04/03→06/07					
1.6	74	02/03→06/07					
1.6	74	04/03→06/07					
 <b>Bremsbackensatz</b>							
1.2	55	02/03→06/07	→			03.0137-0394.2 650394	Ø 203 x 38 + HEB
1.25	55	04/03→06/07				03.0520-6319.3 696319	AP Ø 203 x 38 Ø 19,05 + RZ / + Zub TopKit
1.3 L	67	04/03→06/07					
1.4	59	02/03→06/07					
1.4	59	04/03→06/07					
1.4 CD	50	04/03→06/07					
1.5	82	04/03→06/07					
1.6	74	02/03→06/07					
1.6	74	04/03→06/07					
 <b>Seilzug, Feststellbremse</b>							
1.2	55	02/03→06/07	←	↑; Trommelbremse		24.3727-0658.2 580658	L= 306
1.25	55	04/03→06/07					
1.3 L	67	04/03→06/07	→	↓; Trommelbremse	1	24.3727-0653.2 580653	L= 1.305 L2= 1.445
1.4	59	02/03→06/07	→	↓; Trommelbremse	2	24.3727-0663.2 580663	L= 175
1.4	59	04/03→06/07					
1.4 CD	50	04/03→06/07					
1.5	82	04/03→06/07					
1.6	74	02/03→06/07					
1.6	74	04/03→06/07					
<b>MAZDA - 2 Stufenheck (DE) 05/10→06/15</b>							
 <b>Radbremszylinder</b>							
1.3	63	05/10→	→	→ 12/14		24.3219-1752.3 020505	Ø 19,05 GG
1.5 i	76	05/10→06/15					
 <b>Bremsbackensatz</b>							
1.3	63	05/10→	→	→ 12/14		03.0137-0501.2 650501	TRW Ø 200 x 32 + HEB
1.5 i	76	05/10→06/15				03.0520-7819.3 697819	BOS Ø 220 x 35 Ø 19,05 + RZ / + Zub TopKit
 <b>Seilzug, Feststellbremse</b>							
1.3	63	05/10→	←	↑; → 12/14; Trommelbremse		24.3727-1826.2 581826	L= 408
1.5 i	76	05/10→06/15	→	↓; → 12/14; Trommelbremse	2	24.3727-1829.2 581829	L= 1.328 L2= 1.360
<b>MAZDA - 3 (BK) 10/03→12/09</b>							
 <b>Seilzug, Feststellbremse</b>							
1.4	59	02/04→06/09	←	↑; → 05/09; Scheibenbremse		24.3727-1813.2 581813	L= 345
1.6	77	10/03→06/09					
1.6 DI Turbo	80	06/04→06/09	→	↓; → 05/09; Scheibenbremse		24.3727-1814.2 581814	L= 1.875
1.6 MZ-CD	66	06/06→12/09	→	↓; → 05/09; Scheibenbremse		24.3727-1815.2 581815	L= 1.831
2.0	110	10/03→06/09					
2.0 MZR-CD	105	12/06→06/09					
2.3 MPS	196	01/07→06/09					
2.3 MPS Turbo	191	12/06→06/09					
2.3 MZR Sport	126	10/03→06/09					
1.4	62	10/03→06/09	←	↑; → 03/06; Scheibenbremse		24.3727-1813.2 581813	L= 345
↓							
















	kw			 	! #		
<b>MAZDA - 3 (BK) 10/03→12/09</b>							
 <b>Seilzug, Feststellbremse</b>							
1.4	62	10/03→06/09	➡	☐; → 03/06; Scheibenbremse		24.3727-1814.2 581814	L= 1.875
			➡	☐; → 03/06; Scheibenbremse		24.3727-1815.2 581815	L= 1.831
2.0	104	04/04→06/06	⬅	☒; Scheibenbremse		24.3727-1813.2 581813	L= 345
2.3 DiSi Turbo MPS	184	06/06→06/09	➡	☐; Scheibenbremse		24.3727-1814.2 581814	L= 1.875
2.3 MZR	115	03/04→03/09	➡	☐; Scheibenbremse		24.3727-1815.2 581815	L= 1.831
2.3	118	01/04→12/09	⬅	☒; → 09/04; Scheibenbremse		24.3727-1813.2 581813	L= 345
			➡	☐; → 09/04; Scheibenbremse		24.3727-1814.2 581814	L= 1.875
			➡	☐; → 09/04; Scheibenbremse		24.3727-1815.2 581815	L= 1.831
<b>MAZDA - 3 (BL) 12/08→09/14</b>							
 <b>Seilzug, Feststellbremse</b>							
1.6 MZR	77	12/08→09/14	➡	☒; 06/09→ 11/13; Scheibenbremse	2	24.3727-1825.2 581825	L= 1.840 L2= 1.910
2.0 MZR	110	01/09→09/14					
2.5	122	03/09→09/14					
1.6 MZR	79	01/10→12/13	➡	☒; → 11/13; Scheibenbremse	2	24.3727-1825.2 581825	L= 1.840 L2= 1.910
2.0 MZR	108	06/10→09/14					
2.3 MPS Turbo	191	06/09→09/14					
1.6 MZR CD	80	12/08→05/13	➡	☒; 06/09→; Scheibenbremse	2	24.3727-1825.2 581825	L= 1.840 L2= 1.910
2.0 MZR DISI	111	12/08→05/13					
2.2 MZR CD	110	01/09→05/13					
2.2 MZR CD	136	01/09→05/13					
1.6 MZR CD	85	09/10→05/13	➡	☒; 11/10→; Scheibenbremse	2	24.3727-1825.2 581825	L= 1.840 L2= 1.910
<b>MAZDA - 3 Stufenheck (BK) 09/99→06/09</b>							
 <b>Seilzug, Feststellbremse</b>							
1.6	77	02/04→06/09	⬅	☒; → 05/09; Scheibenbremse		24.3727-1813.2 581813	L= 345
1.6 DI Turbo	80	06/04→06/09					
2.0	110	02/04→06/09	➡	☐; → 05/09; Scheibenbremse		24.3727-1814.2 581814	L= 1.875
2.0 MZR-CD	105	12/06→06/09	➡	☐; → 05/09; Scheibenbremse		24.3727-1815.2 581815	L= 1.831
2.3	115	01/04→12/09					
2.0	104	04/04→06/06	⬅	☒; Scheibenbremse		24.3727-1813.2 581813	L= 345
			➡	☐; Scheibenbremse		24.3727-1814.2 581814	L= 1.875
			➡	☐; Scheibenbremse		24.3727-1815.2 581815	L= 1.831
2.3	118	03/04→03/09	⬅	☒; → 09/04; Scheibenbremse		24.3727-1813.2 581813	L= 345
			➡	☐; → 09/04; Scheibenbremse		24.3727-1814.2 581814	L= 1.875
			➡	☐; → 09/04; Scheibenbremse		24.3727-1815.2 581815	L= 1.831
2.3 MPS	191	01/04→12/09	⬅	☒; 12/06→ 05/09; Scheibenbremse		24.3727-1813.2 581813	L= 345
			➡	☐; 12/06→ 05/09; Scheibenbremse		24.3727-1814.2 581814	L= 1.875
			➡	☐; 12/06→ 05/09; Scheibenbremse		24.3727-1815.2 581815	L= 1.831
<b>MAZDA - 3 Stufenheck (BL) 12/08→</b>							
 <b>Seilzug, Feststellbremse</b>							
1.6 MZR	77	02/09→09/14	➡	☒; 06/09→ 11/13; Scheibenbremse	2	24.3727-1825.2 581825	L= 1.840 L2= 1.910
2.0 MZR	110	03/09→09/14					
2.2 MZR CD	110	01/09→09/14					
2.5	122	05/09→09/14					
1.6 MZR CD	80	12/08→05/13	➡	☒; 06/09→; Scheibenbremse	2	24.3727-1825.2 581825	L= 1.840 L2= 1.910
2.0 MZR DISI	111	02/09→05/13					
1.6 MZR CD	85	09/10→05/13	➡	☒; 11/10→; Scheibenbremse	2	24.3727-1825.2 581825	L= 1.840 L2= 1.910
2.0 MZR	108	06/10→	➡	☒; → 11/13; Scheibenbremse	2	24.3727-1825.2 581825	L= 1.840 L2= 1.910
2.2 MZR CD	136	06/09→05/13	➡	☒; Scheibenbremse	2	24.3727-1825.2 581825	L= 1.840 L2= 1.910
<b>MAZDA - 5 (CR19) 02/05→12/10</b>							
 <b>Seilzug, Feststellbremse</b>							
1.8	85	02/05→05/10	⬅	☒; 03/05→; Scheibenbremse		24.3727-1812.2 581812	L= 252
2.0	107	02/05→05/10	➡	☐; 03/05→; Scheibenbremse		24.3727-1820.2 581820	L= 1.815
2.0 CD	81	02/05→05/10	➡	☐; 03/05→; Scheibenbremse		24.3727-1822.2 581822	L= 1.828
2.0 CD	105	02/05→05/10	⬅	☒; 06/05→; Scheibenbremse		24.3727-1812.2 581812	L= 252
			➡	☐; 06/05→; Scheibenbremse		24.3727-1820.2 581820	L= 1.815
			➡	☐; 06/05→; Scheibenbremse		24.3727-1822.2 581822	L= 1.828














	kW			 	! #		
<b>MAZDA - 5 (CW) 09/10→</b>							
 <b>Seilzug, Feststellbremse</b>							
1.6 CD	85	09/10→	←	↑; Scheibenbremse		24.3727-1812.2 581812	L= 252
1.8 MZR	85	09/10→					
2.0	106	01/11→					
2.0	108	01/11→					
2.0	110	09/10→					
2.0	111	08/14→					
<b>MAZDA - 6 Hatchback (GG) 08/02→12/08</b>							
 <b>Seilzug, Feststellbremse</b>							
1.8	88	08/02→08/07	→	↓; → 07/07; Scheibenbremse		24.3727-1821.2 581821	L= 1.635 L2= 1.640
2.0	104	08/02→08/07					
2.0	108	03/05→08/07					
2.0 DI	89	08/02→08/07					
2.0 DI	100	08/02→08/07					
2.0 DI	105	06/05→08/07					
2.3	122	08/02→08/07					
<b>MAZDA - 6 Station Wagon (GY) 08/02→12/07</b>							
 <b>Seilzug, Feststellbremse</b>							
1.8	88	08/02→08/07	→	↓; → 07/07; Scheibenbremse		24.3727-1821.2 581821	L= 1.635 L2= 1.640
2.0	104	08/02→08/07					
2.0	108	03/05→08/07					
2.0 DI	89	08/02→08/07					
2.0 DI	105	06/05→08/07					
2.3	122	08/02→08/07					
2.3 AWD	119	11/02→08/07					
2.0 DI	100	08/02→02/05	→	↓; Scheibenbremse		24.3727-1821.2 581821	L= 1.635 L2= 1.640
<b>MAZDA - 6 Stufenheck (GG) 06/02→12/08</b>							
 <b>Seilzug, Feststellbremse</b>							
1.8	88	08/02→08/07	→	↓; → 07/07; Scheibenbremse		24.3727-1821.2 581821	L= 1.635 L2= 1.640
2.0	104	06/02→08/07					
2.0	108	03/05→08/07					
2.0 DI	89	08/02→08/07					
2.0 DI	100	06/02→08/07					
2.0 DI	105	06/05→08/07					
2.3	103	09/06→08/07					
2.3	122	06/02→08/07					
2.3	118	07/03→02/05	→	↓; Scheibenbremse		24.3727-1821.2 581821	L= 1.635 L2= 1.640
2.3	120	03/05→07/07					
<b>MAZDA - 121 II (DB) 11/90→05/97</b>							
<b>Zubehörsatz, Bremsbacken</b>							
1.3 16V	39	11/90→03/96	→	04/91→ 02/96		03.0137-9186.2 669186	
1.3 i 16V	53	11/90→03/96					
 <b>Bremsbackensatz</b>							
1.3 16V	39	11/90→03/96	→	04/91→ 02/96		03.0137-0263.2 650263	Ø 180 x 31
1.3 i 16V	53	11/90→03/96					
<b>MAZDA - 121 III (JASM, JBSM) 03/96→04/03</b>							
 <b>Radbremszylinder</b>							
1.25	55	03/96→04/03	→	→ 01/00; Schaltgetriebe		24.3217-1715.3 020463	TRW Ø 17,78 GG
			→	→ 03/03; Vollautomatik; nur paarweise austauschen		24.3219-1107.3 020338	TRW Ø 19,05 GG
			→	02/00→ 03/03; Schaltgetriebe		24.3219-1735.3 020464	Ø 19,05 ALU
1.3	37	03/96→04/03	→	→ 01/00		24.3217-1715.3 020463	TRW Ø 17,78 GG
1.3	44	03/96→04/03	→				
1.8 D	44	03/96→04/03	→	02/00→ 03/03		24.3219-1735.3 020464	Ø 19,05 ALU
1.4	44	07/96→10/02	→	→ 01/00		24.3217-1715.3 020463	TRW Ø 17,78 GG
			→	02/00→		24.3219-1735.3 020464	Ø 19,05 ALU
<b>Zubehörsatz, Bremsbacken</b>							
1.25	55	03/96→04/03	→	02/00→ 03/03; - ABS		03.0137-9179.2 669179	AP
1.3	37	03/96→04/03	→	→ 01/00		03.0137-9217.2 669217	TRW
1.3	44	03/96→04/03	→				
1.8 D	44	03/96→04/03	→	02/00→ 03/03; + ABS		03.0137-9259.2 669259	
1.4	44	07/96→10/02	→	02/00→; - ABS		03.0137-9179.2 669179	AP
			→	→ 01/00		03.0137-9217.2 669217	TRW
			→	02/00→; + ABS		03.0137-9259.2 669259	
↓							






























	kw			 	! #		
<b>MAZDA - 121 III (JASM, JBSM) 03/96→04/03</b>							
<b>Bremstrommel</b>							
1.25 1.3 1.3 1.8 D	55 37 44 44	03/96→04/03 03/96→04/03 03/96→04/03 03/96→04/03	➡	→ 01/00		24.0218-0024.2 480079	Ø 180,0 x 44 / 181,3 - RLG / - ABS Ring / mit Radbefestigungsbolzen
						24.0218-0724.2 480206	Ø 180,0 x 44 / 181,3 + RLG / - ABS Ring / mit Radbefestigungsbolzen
			➡	02/00→ 03/03; - ABS		24.0218-0024.2 480079	Ø 180,0 x 44 / 181,3 - RLG / - ABS Ring / mit Radbefestigungsbolzen
						24.0218-0724.2 480206	Ø 180,0 x 44 / 181,3 + RLG / - ABS Ring / mit Radbefestigungsbolzen
			➡	02/00→ 03/03; + ABS		24.0220-3009.2 480080	Ø 203,0 x 48,5 / 204,3 - RLG / - ABS Ring / mit Radbefestigungsbolzen
1.4	44	07/96→10/02	➡	02/00→; - ABS		24.0218-0024.2 480079	Ø 180,0 x 44 / 181,3 - RLG / - ABS Ring / mit Radbefestigungsbolzen
						24.0218-0724.2 480206	Ø 180,0 x 44 / 181,3 + RLG / - ABS Ring / mit Radbefestigungsbolzen
			➡	→ 01/00		24.0218-0024.2 480079	Ø 180,0 x 44 / 181,3 - RLG / - ABS Ring / mit Radbefestigungsbolzen
						24.0218-0724.2 480206	Ø 180,0 x 44 / 181,3 + RLG / - ABS Ring / mit Radbefestigungsbolzen
			➡	02/00→; + ABS		24.0220-3009.2 480080	Ø 203,0 x 48,5 / 204,3 - RLG / - ABS Ring / mit Radbefestigungsbolzen
<b>Bremsbackensatz</b>							
1.25	55	03/96→04/03	➡	→ 01/00		03.0137-0337.2 650337	TRW Ø 180 x 32 + HEB
			➡	02/00→ 03/03; + ABS		03.0137-0394.2 650394	Ø 203 x 38 + HEB
			➡	02/00→ 03/03; - ABS		03.0137-0412.2 650412	AP Ø 180 x 32 + HEB
			➡	→ 01/00; Schaltgetriebe		03.0520-3617.3 693617	TRW Ø 180 x 32 Ø 17,78 + RZ / + Zub TopKit
			➡	→ 03/03; Vollautomatik		03.0520-5519.3 695519	TRW Ø 180 x 32 Ø 19,05 + RZ / + Zub TopKit
			➡	02/00→ 03/03; Schaltgetriebe; - ABS		03.0520-6219.3 696219	AP Ø 180 x 32 Ø 19,05 + RZ / + Zub TopKit
			➡	02/00→ 03/03; Schaltgetriebe; + ABS		03.0520-6319.3 696319	AP Ø 203 x 38 Ø 19,05 + RZ / + Zub TopKit
1.3 1.3 1.8 D	37 44 44	03/96→04/03 03/96→04/03 03/96→04/03	➡	→ 01/00		03.0137-0337.2 650337	TRW Ø 180 x 32 + HEB
						03.0520-3617.3 693617	TRW Ø 180 x 32 Ø 17,78 + RZ / + Zub TopKit
			➡	02/00→ 03/03; + ABS		03.0137-0394.2 650394	Ø 203 x 38 + HEB
						03.0520-6319.3 696319	AP Ø 203 x 38 Ø 19,05 + RZ / + Zub TopKit
			➡	02/00→ 03/03; - ABS		03.0137-0412.2 650412	AP Ø 180 x 32 + HEB
						03.0520-6219.3 696219	AP Ø 180 x 32 Ø 19,05 + RZ / + Zub TopKit
1.4	44	07/96→10/02	➡	→ 01/00		03.0137-0337.2 650337	TRW Ø 180 x 32 + HEB
						03.0520-3617.3 693617	TRW Ø 180 x 32 Ø 17,78 + RZ / + Zub TopKit
			➡	02/00→; + ABS		03.0137-0394.2 650394	Ø 203 x 38 + HEB
						03.0520-6319.3 696319	AP Ø 203 x 38 Ø 19,05 + RZ / + Zub TopKit
			➡	02/00→; - ABS		03.0137-0412.2 650412	AP Ø 180 x 32 + HEB
						03.0520-6219.3 696219	AP Ø 180 x 32 Ø 19,05 + RZ / + Zub TopKit
<b>Seilzug, Feststellbremse</b>							
1.25 1.3 1.3 1.8 D	55 37 44 44	03/96→04/03 03/96→04/03 03/96→04/03 03/96→04/03	←	☒; → 11/98; Trommelbremse	1	24.3727-1800.2 581800	L= 312
			➡	☒; → 11/98; Trommelbremse	1	24.3727-0660.2 580660	L= 1.575 L2= 1.627
			➡	☒; 12/98→ 03/03; Trommelbremse	1	24.3727-0660.2 580660	L= 1.575 L2= 1.627
1.4	44	07/96→10/02	←	☒; → 11/98; Trommelbremse	1	24.3727-1800.2 581800	L= 312
			➡	☒; → 11/98; Trommelbremse	1	24.3727-0660.2 580660	L= 1.575 L2= 1.627
↓							
















	kw					! #		
<b>MAZDA - 121 III (JASM, JBSM) 03/96→04/03</b>								
 <b>Seilzug, Feststellbremse</b>								
1.4	44	07/96→10/02	➡	☑; 12/98→; Trommelbremse	1	24.3727-0660.2	580660	L= 1.575 L2= 1.627
<b>MAZDA - 323 III Station Wagon (BW) 01/86→10/98</b>								
 <b>Radbremsszylinder</b>								
1.6	63	09/86→10/95	➡	→ 12/94		24.3217-1703.3	020380	Ø 17,46 GG
<b>Zubehörsatz, Bremsbacken</b>								
1.6	63	09/86→10/95	➡	→ 12/94		03.0137-9102.2	669102	
 <b>Bremsbackensatz</b>								
1.6	63	09/86→10/95	➡	→ 12/94		03.0137-0184.2	650184	Ø 229 x 26
<b>MAZDA - 323 C IV (BG) 06/89→09/00</b>								
 <b>Radbremsszylinder</b>								
1.6	66	09/93→09/00	➡	→ 12/94		24.3217-1120.3	020360	Ø 17,46 GG
<b>Zubehörsatz, Bremsbacken</b>								
1.6	66	09/93→09/00	➡	→ 12/94		03.0137-9182.2	669182	
 <b>Bremstrommel</b>								
1.6	66	09/93→09/00	➡	→ 12/94		24.0220-0026.1	480104	Ø 200,0 x 42 / 201
 <b>Bremsbackensatz</b>								
1.6	66	09/93→09/00	➡	→ 12/94		03.0137-0278.2	650278	Ø 200 x 36
 <b>Seilzug, Feststellbremse</b>								
1.6	66	09/93→09/00	➡	☑; → 12/94; Türenanzahl: 5; Trommelbremse		24.3727-1810.2	581810	L= 1.466
			➡	☑; → 12/94; Türenanzahl: 4; Trommelbremse		24.3727-1810.2	581810	L= 1.466
			➡	☑; → 12/94; Türenanzahl: 4; Trommelbremse		24.3727-1811.2	581811	L= 1.503
			➡	☑; → 12/94; Türenanzahl: 5; Trommelbremse		24.3727-1811.2	581811	L= 1.503
<b>MAZDA - 323 C V (BA) 08/94→01/01</b>								
 <b>Radbremsszylinder</b>								
1.3 16V	54	08/94→09/98	➡	→ 08/98		24.3219-1725.3	020429	TRW Ø 19,05 GG
1.5 16V	65	08/94→09/98						
1.8	92	08/94→09/98						
1.8 16V	84	08/94→09/98						
<b>Zubehörsatz, Bremsbacken</b>								
1.3 16V	54	08/94→09/98		→ 08/98		03.0137-9239.2	669239	
1.5 16V	65	08/94→09/98						
1.8	92	08/94→09/98						
1.8 16V	84	08/94→09/98						
 <b>Bremstrommel</b>								
1.3 16V	54	08/94→09/98	➡	→ 08/98		24.0220-0026.1	480104	Ø 200,0 x 42 / 201
1.5 16V	65	08/94→09/98						
1.8	92	08/94→09/98						
1.8 16V	84	08/94→09/98						
 <b>Bremsbackensatz</b>								
1.3 16V	54	08/94→09/98	➡	→ 08/98		03.0137-0278.2	650278	Ø 200 x 36
1.5 16V	65	08/94→09/98						
1.8	92	08/94→09/98						
1.8 16V	84	08/94→09/98						
 <b>Seilzug, Feststellbremse</b>								
1.3 16V	54	08/94→09/98	➡	☑; → 08/98; Türenanzahl: 4; Trommelbremse		24.3727-1816.2	581816	L= 1.653
			➡	☑; → 08/98; Türenanzahl: 4; Trommelbremse		24.3727-1817.2	581817	L= 1.653
			➡	☑; → 08/98; Türenanzahl: 3; Trommelbremse		24.3727-1818.2	581818	L= 1.553
			➡	☑; → 08/98; Türenanzahl: 3; Trommelbremse		24.3727-1819.2	581819	L= 1.553
↓								
















	kW			 	! #		
<b>MAZDA - 323 C V (BA) 08/94→01/01</b>							
 <b>Seilzug, Feststellbremse</b>							
1.5 16V 1.8 1.8 16V	65 92 84	08/94→09/98 08/94→09/98 08/94→09/98	➔	<input type="checkbox"/> ; → 08/98; Türenanzahl: 5; Trommelbremse		24.3727-1816.2 581816	L= 1.653
			➔	<input type="checkbox"/> ; → 08/98; Türenanzahl: 4; Trommelbremse		24.3727-1816.2 581816	L= 1.653
			➔	<input type="checkbox"/> ; → 08/98; Türenanzahl: 5; Trommelbremse		24.3727-1817.2 581817	L= 1.653
			➔	<input type="checkbox"/> ; → 08/98; Türenanzahl: 4; Trommelbremse		24.3727-1817.2 581817	L= 1.653
			➔	<input type="checkbox"/> ; → 08/98; Türenanzahl: 3; Trommelbremse		24.3727-1818.2 581818	L= 1.553
			➔	<input type="checkbox"/> ; → 08/98; Türenanzahl: 3; Trommelbremse		24.3727-1819.2 581819	L= 1.553
<b>MAZDA - 323 F V (BA) 07/94→09/98</b>							
 <b>Radbremszylinder</b>							
1.5 16V 1.8 16V 1.8 16V	65 84 92	07/94→09/98 08/94→09/98 08/94→09/98	➔	→ 08/98		24.3219-1725.3 020429	TRW Ø 19,05 GG
<b>Zubehörsatz, Bremsbacken</b>							
1.5 16V 1.8 16V 1.8 16V	65 84 92	07/94→09/98 08/94→09/98 08/94→09/98		→ 08/98		03.0137-9239.2 669239	
 <b>Bremstrommel</b>							
1.5 16V 1.8 16V 1.8 16V	65 84 92	07/94→09/98 08/94→09/98 08/94→09/98	➔	→ 08/98		24.0220-0026.1 480104	Ø 200,0 x 42 / 201
 <b>Bremsbackensatz</b>							
1.5 16V 1.8 16V 1.8 16V	65 84 92	07/94→09/98 08/94→09/98 08/94→09/98	➔	→ 08/98		03.0137-0278.2 650278	Ø 200 x 36
 <b>Seilzug, Feststellbremse</b>							
1.5 16V 1.8 16V 1.8 16V	65 84 92	07/94→09/98 08/94→09/98 08/94→09/98	➔	<input type="checkbox"/> ; → 08/98; Türenanzahl: 5; Trommelbremse		24.3727-1816.2 581816	L= 1.653
			➔	<input type="checkbox"/> ; → 08/98; Türenanzahl: 4; Trommelbremse		24.3727-1816.2 581816	L= 1.653
			➔	<input type="checkbox"/> ; → 08/98; Türenanzahl: 5; Trommelbremse		24.3727-1817.2 581817	L= 1.653
			➔	<input type="checkbox"/> ; → 08/98; Türenanzahl: 4; Trommelbremse		24.3727-1817.2 581817	L= 1.653
			➔	<input type="checkbox"/> ; → 08/98; Türenanzahl: 3; Trommelbremse		24.3727-1818.2 581818	L= 1.553
			➔	<input type="checkbox"/> ; → 08/98; Türenanzahl: 3; Trommelbremse		24.3727-1819.2 581819	L= 1.553
<b>MAZDA - 323 F VI (BJ) 09/98→05/04</b>							
 <b>Radbremszylinder</b>							
1.4 1.4 16V 1.5 16V 2.0 TD	53 54 65 66	01/01→05/04 09/98→01/01 09/98→01/01 09/98→12/01	➔	→ 10/03 → 12/00		24.3217-1716.3 020474	Ø 17,46 GG
<b>Zubehörsatz, Bremsbacken</b>							
1.4 1.4 16V 1.5 16V 2.0 TD	53 54 65 66	01/01→05/04 09/98→01/01 09/98→01/01 09/98→12/01	➔	→ 10/03 → 12/00		03.0137-9263.2 669263	
 <b>Bremstrommel</b>							
1.4 1.4 16V 1.5 16V 2.0 TD	53 54 65 66	01/01→05/04 09/98→01/01 09/98→01/01 09/98→12/01	➔	→ 10/03 → 12/00		24.0220-0026.1 480104	Ø 200,0 x 42 / 201
 <b>Bremsbackensatz</b>							
1.4 1.4 16V 1.5 16V 2.0 TD	53 54 65 66	01/01→05/04 09/98→01/01 09/98→01/01 09/98→12/01	➔	→ 10/03 → 12/00		03.0137-0407.2 650407	Ø 200 x 36 - HEB

	kw			 	! #		
<b>MAZDA - 323 F VI (BJ) 09/98→05/04</b>							
 <b>Seilzug, Feststellbremse</b>							
1.4	53	01/01→05/04	←	☒; → 10/03; Trommelbremse	24.3727-1812.2	581812	L= 252
			→	☐; → 10/03; Trommelbremse	24.3727-1827.2	581827	L= 1.640
			→	☐; → 10/03; Trommelbremse	24.3727-1828.2	581828	L= 1.660
1.4 16V	54	09/98→01/01	←	☒; → 12/00; Trommelbremse	24.3727-1812.2	581812	L= 252
1.5 16V	65	09/98→01/01	→	☐; → 12/00; Trommelbremse	24.3727-1827.2	581827	L= 1.640
			→	☐; → 12/00; Trommelbremse	24.3727-1828.2	581828	L= 1.660
1.6	70	01/01→05/04	←	☒; → 10/03; Scheibenbremse	24.3727-1812.2	581812	L= 252
1.6	72	01/01→05/04	→	☐; → 10/03; Scheibenbremse	24.3727-1823.2	581823	L= 1.693
2.0	96	01/01→05/04	→	☐; → 10/03; Scheibenbremse	24.3727-1824.2	581824	L= 1.715
2.0 TD	74	01/01→05/04	→	☐; → 10/03; Scheibenbremse	24.3727-1824.2	581824	L= 1.715
1.9 16V	84	09/98→01/01	←	☒; → 12/00; Scheibenbremse	24.3727-1812.2	581812	L= 252
2.0 D	52	09/98→05/04	→	☐; → 12/00; Scheibenbremse	24.3727-1823.2	581823	L= 1.693
2.0 TD	66	09/98→12/01	→	☐; → 12/00; Scheibenbremse	24.3727-1824.2	581824	L= 1.715
2.0	98	02/00→09/04	←	☒; 01/01→ 10/03; Scheibenbremse	24.3727-1812.2	581812	L= 252
			→	☐; 01/01→ 10/03; Scheibenbremse	24.3727-1823.2	581823	L= 1.693
			→	☐; 01/01→ 10/03; Scheibenbremse	24.3727-1824.2	581824	L= 1.715
<b>MAZDA - 323 P V (BA) 10/96→09/98</b>							
 <b>Radbremszylinder</b>							
1.3 16V	54	10/96→09/98	→	→ 08/98	24.3219-1725.3	020429	TRW Ø 19,05 GG
1.5 16V	65	10/96→09/98					
2.0 D	52	10/96→09/98					
<b>Zubehörsatz, Bremsbacken</b>							
1.3 16V	54	10/96→09/98		→ 08/98	03.0137-9239.2	669239	
1.5 16V	65	10/96→09/98					
2.0 D	52	10/96→09/98					
 <b>Bremstrommel</b>							
1.3 16V	54	10/96→09/98	→	→ 08/98	24.0220-0026.1	480104	Ø 200,0 x 42 / 201
1.5 16V	65	10/96→09/98					
2.0 D	52	10/96→09/98					
 <b>Bremsbackensatz</b>							
1.3 16V	54	10/96→09/98	→	→ 08/98	03.0137-0278.2	650278	Ø 200 x 36
1.5 16V	65	10/96→09/98					
2.0 D	52	10/96→09/98					
 <b>Seilzug, Feststellbremse</b>							
1.3 16V	54	10/96→09/98	→	☐; → 08/98; Türenanzahl: 4; Trommelbremse	24.3727-1816.2	581816	L= 1.653
			→	☐; → 08/98; Türenanzahl: 4; Trommelbremse	24.3727-1817.2	581817	L= 1.653
			→	☐; → 08/98; Türenanzahl: 3; Trommelbremse	24.3727-1818.2	581818	L= 1.553
			→	☐; → 08/98; Türenanzahl: 3; Trommelbremse	24.3727-1819.2	581819	L= 1.553
1.5 16V	65	10/96→09/98	→	☐; → 08/98; Türenanzahl: 5; Trommelbremse	24.3727-1816.2	581816	L= 1.653
			→	☐; → 08/98; Türenanzahl: 4; Trommelbremse	24.3727-1816.2	581816	L= 1.653
			→	☐; → 08/98; Türenanzahl: 5; Trommelbremse	24.3727-1817.2	581817	L= 1.653
			→	☐; → 08/98; Türenanzahl: 4; Trommelbremse	24.3727-1817.2	581817	L= 1.653
			→	☐; → 08/98; Türenanzahl: 3; Trommelbremse	24.3727-1818.2	581818	L= 1.553
			→	☐; → 08/98; Türenanzahl: 3; Trommelbremse	24.3727-1819.2	581819	L= 1.553
2.0 D	52	10/96→09/98	→	☐; → 08/98; Trommelbremse	24.3727-1816.2	581816	L= 1.653
			→	☐; → 08/98; Trommelbremse	24.3727-1817.2	581817	L= 1.653
<b>MAZDA - 323 S IV (BG) 06/89→05/95</b>							
 <b>Radbremszylinder</b>							
1.6 ↓	77	06/89→	→	09/89→	24.3217-1120.3	020360	Ø 17,46 GG


















	kw					! #		
<b>MAZDA - 323 S IV (BG) 06/89→05/95</b>								
<b>Zubehörsatz, Bremsbacken</b>								
1.6	77	06/89→	➔	09/89→ 04/91		03.0137-9131.2	669131	
			➔	05/91→		03.0137-9182.2	669182	
<b> Bremstrommel</b>								
1.6	77	06/89→	➔	05/91→		24.0220-0026.1	480104	Ø 200,0 x 42 / 201
<b> Bremsbackensatz</b>								
1.6	77	06/89→	➔	09/89→ 04/91		03.0137-0239.2	650239	Ø 200 x 26
			➔	05/91→		03.0137-0278.2	650278	Ø 200 x 36
<b> Seilzug, Feststellbremse</b>								
1.6	77	06/89→	➔	<input type="checkbox"/> ; 09/89→; Türenanzahl: 4; Trommelbremse		24.3727-1810.2	581810	L= 1.466
			➔	<input type="checkbox"/> ; 09/89→; Türenanzahl: 5; Trommelbremse		24.3727-1810.2	581810	L= 1.466
			➔	<input type="checkbox"/> ; 09/89→; Türenanzahl: 5; Trommelbremse		24.3727-1811.2	581811	L= 1.503
			➔	<input type="checkbox"/> ; 09/89→; Türenanzahl: 4; Trommelbremse		24.3727-1811.2	581811	L= 1.503
<b>MAZDA - 323 S V (BA) 09/92→12/03</b>								
<b> Radbremszylinder</b>								
1.3 16V	54	08/94→09/98	➔	→ 08/98		24.3219-1725.3	020429	TRW Ø 19,05 GG
1.5 16V	65	08/94→09/98						
1.6	66	08/94→09/00						
1.8	92	07/94→09/98						
1.8 16V	84	08/94→09/98						
2.0 D	52	10/96→09/98						
<b>Zubehörsatz, Bremsbacken</b>								
1.3 16V	54	08/94→09/98		→ 08/98		03.0137-9239.2	669239	
1.5 16V	65	08/94→09/98						
1.6	66	08/94→09/00						
1.8	92	07/94→09/98						
1.8 16V	84	08/94→09/98						
2.0 D	52	10/96→09/98						
<b> Bremstrommel</b>								
1.3 16V	54	08/94→09/98	➔	→ 08/98		24.0220-0026.1	480104	Ø 200,0 x 42 / 201
1.5 16V	65	08/94→09/98						
1.6	66	08/94→09/00						
1.8	92	07/94→09/98						
1.8 16V	84	08/94→09/98						
2.0 D	52	10/96→09/98						
<b> Bremsbackensatz</b>								
1.3 16V	54	08/94→09/98	➔	→ 08/98		03.0137-0278.2	650278	Ø 200 x 36
1.5 16V	65	08/94→09/98						
1.6	66	08/94→09/00						
1.8	92	07/94→09/98						
1.8 16V	84	08/94→09/98						
2.0 D	52	10/96→09/98						
<b> Seilzug, Feststellbremse</b>								
1.3 16V	54	08/94→09/98	➔	<input type="checkbox"/> ; → 08/98; Türenanzahl: 4; Trommelbremse		24.3727-1816.2	581816	L= 1.653
			➔	<input type="checkbox"/> ; → 08/98; Türenanzahl: 4; Trommelbremse		24.3727-1817.2	581817	L= 1.653
			➔	<input type="checkbox"/> ; → 08/98; Türenanzahl: 3; Trommelbremse		24.3727-1818.2	581818	L= 1.553
			➔	<input type="checkbox"/> ; → 08/98; Türenanzahl: 3; Trommelbremse		24.3727-1819.2	581819	L= 1.553
1.5 16V	65	08/94→09/98	➔	<input type="checkbox"/> ; → 08/98; Türenanzahl: 5; Trommelbremse		24.3727-1816.2	581816	L= 1.653
1.6	66	08/94→09/00						
1.8	92	07/94→09/98						
1.8 16V	84	08/94→09/98	➔	<input type="checkbox"/> ; → 08/98; Türenanzahl: 4; Trommelbremse		24.3727-1816.2	581816	L= 1.653
			➔	<input type="checkbox"/> ; → 08/98; Türenanzahl: 5; Trommelbremse		24.3727-1817.2	581817	L= 1.653
			➔	<input type="checkbox"/> ; → 08/98; Türenanzahl: 4; Trommelbremse		24.3727-1817.2	581817	L= 1.653
			➔	<input type="checkbox"/> ; → 08/98; Türenanzahl: 3; Trommelbremse		24.3727-1818.2	581818	L= 1.553
↓								












	kw			 	! #		
<b>MAZDA - 323 S V (BA) 09/92→12/03</b>							
 <b>Seilzug, Feststellbremse</b>							
1.5 16V 1.6 1.8 1.8 16V	65 66 92 84	08/94→09/98 08/94→09/00 07/94→09/98 08/94→09/98	➡	☐; → 08/98; Türenanzahl: 3; Trommelbremse		24.3727-1819.2 581819	L= 1.553
2.0 D	52	10/96→09/98	➡	☐; → 08/98; Trommelbremse		24.3727-1816.2 581816	L= 1.653
			➡	☐; → 08/98; Trommelbremse		24.3727-1817.2 581817	L= 1.653
<b>MAZDA - 323 S VI (BJ) 05/98→05/04</b>							
 <b>Radbremsszylinder</b>							
1.4	53	01/01→05/04	➡	→ 10/03		24.3217-1716.3 020474	Ø 17,46 GG
1.4 16V 1.5 16V 2.0 TD	54 65 66	09/98→01/01 09/98→01/01 09/98→05/04	➡	→ 12/00		24.3217-1716.3 020474	Ø 17,46 GG
<b>Zubehörsatz, Bremsbacken</b>							
1.4	53	01/01→05/04	➡	→ 10/03		03.0137-9263.2 669263	
1.4 16V 1.5 16V 2.0 TD	54 65 66	09/98→01/01 09/98→01/01 09/98→05/04	➡	→ 12/00		03.0137-9263.2 669263	
 <b>Bremstrommel</b>							
1.4	53	01/01→05/04	➡	→ 10/03		24.0220-0026.1 480104	Ø 200,0 x 42 / 201
1.4 16V 1.5 16V 2.0 TD	54 65 66	09/98→01/01 09/98→01/01 09/98→05/04	➡	→ 12/00		24.0220-0026.1 480104	Ø 200,0 x 42 / 201
 <b>Bremsbackensatz</b>							
1.4	53	01/01→05/04	➡	→ 10/03		03.0137-0407.2 650407	Ø 200 x 36 - HEB
1.4 16V 1.5 16V 2.0 TD	54 65 66	09/98→01/01 09/98→01/01 09/98→05/04	➡	→ 12/00		03.0137-0407.2 650407	Ø 200 x 36 - HEB
 <b>Seilzug, Feststellbremse</b>							
1.4	53	01/01→05/04	←	☐; → 10/03; Trommelbremse		24.3727-1812.2 581812	L= 252
			➡	☐; → 10/03; Trommelbremse		24.3727-1827.2 581827	L= 1.640
			➡	☐; → 10/03; Trommelbremse		24.3727-1828.2 581828	L= 1.660
1.4 16V 1.5 16V	54 65	09/98→01/01 09/98→01/01	←	☐; → 12/00; Trommelbremse		24.3727-1812.2 581812	L= 252
			➡	☐; → 12/00; Trommelbremse		24.3727-1827.2 581827	L= 1.640
			➡	☐; → 12/00; Trommelbremse		24.3727-1828.2 581828	L= 1.660
1.6 1.6 2.0	70 72 96	01/01→05/04 01/01→05/04 01/01→05/04	←	☐; → 10/03; Scheibenbremse		24.3727-1812.2 581812	L= 252
			➡	☐; → 10/03; Scheibenbremse		24.3727-1823.2 581823	L= 1.693
			➡	☐; → 10/03; Scheibenbremse		24.3727-1824.2 581824	L= 1.715
1.6 2.0 DiTD	80 74	09/98→02/01 10/00→10/02	←	☐; 01/01→; Scheibenbremse		24.3727-1812.2 581812	L= 252
			➡	☐; 01/01→; Scheibenbremse		24.3727-1823.2 581823	L= 1.693
			➡	☐; 01/01→; Scheibenbremse		24.3727-1824.2 581824	L= 1.715
1.9 16V 2.0 D 2.0 TD	84 52 66	09/98→05/04 09/98→05/04 09/98→05/04	←	☐; → 12/00; Scheibenbremse		24.3727-1812.2 581812	L= 252
			➡	☐; → 12/00; Scheibenbremse		24.3727-1823.2 581823	L= 1.693
			➡	☐; → 12/00; Scheibenbremse		24.3727-1824.2 581824	L= 1.715
2.0	98	02/00→05/04	←	☐; 01/01→ 10/03; Scheibenbremse		24.3727-1812.2 581812	L= 252
			➡	☐; 01/01→ 10/03; Scheibenbremse		24.3727-1823.2 581823	L= 1.693
			➡	☐; 01/01→ 10/03; Scheibenbremse		24.3727-1824.2 581824	L= 1.715
<b>MAZDA - 626 III Station Wagon (GV) 09/87→10/98</b>							
 <b>Seilzug, Feststellbremse</b>							
2.0	66	10/88→09/97	←	☐; 04/92→; Scheibenbremse		24.3727-1812.2 581812	L= 252
2.0 D	60	11/94→09/97	←	☐; → 04/96; Scheibenbremse		24.3727-1812.2 581812	L= 252
2.0 D Complex 2.0 GLX	55 86	05/93→11/96 04/92→02/95	←	☐; Scheibenbremse		24.3727-1812.2 581812	L= 252
2.2 12V	85	03/89→11/96	←	☐; 04/92→; Scheibenbremse		24.3727-1812.2 581812	L= 252
			←	☐; → 10/90; Scheibenbremse		24.3727-1812.2 581812	L= 252
















	kW			 	! #		
<b>MAZDA - 626 IV (GE) 08/91→08/98</b>							
 <b>Seilzug, Feststellbremse</b>							
1.8 i	66	08/94→04/97	←	☒; Scheibenbremse		24.3727-1812.2 581812	L= 252
1.8 i	77	01/92→04/97	→	☒; Scheibenbremse		24.3727-1808.2 581808	L= 1.657
1.8 i	78	05/94→06/97	→	☒; Scheibenbremse		24.3727-1809.2 581809	L= 1.657
2.0 D	56	05/94→06/97	→	☒; Scheibenbremse			
2.0 D GLX Complex	55	10/92→04/97	→	☒; Scheibenbremse			
2.0 i	85	01/92→04/97	→	☒; Scheibenbremse			
2.5 24V	121	01/92→04/97	→	☒; Scheibenbremse			
<b>MAZDA - 626 IV Hatchback (GE) 08/91→08/98</b>							
 <b>Seilzug, Feststellbremse</b>							
1.8	66	08/94→04/97	←	☒; Scheibenbremse		24.3727-1812.2 581812	L= 252
1.8	77	08/91→04/97	→	☒; Scheibenbremse		24.3727-1808.2 581808	L= 1.657
2.0 D GLX Complex	55	01/93→04/97	→	☒; Scheibenbremse		24.3727-1809.2 581809	L= 1.657
2.0 i	85	08/91→04/97	→	☒; Scheibenbremse			
2.5 24V	120	08/94→04/97	→	☒; Scheibenbremse			
2.5 24V	121	01/92→04/97	→	☒; Scheibenbremse			
<b>MAZDA - 626 V (GF) 05/97→12/02</b>							
 <b>Radbremszylinder</b>							
1.8	66	05/97→12/99	→	→ 11/99		24.3220-1737.3 020540	Ø 20,64 GG
1.8	74	12/99→10/02	→			24.3220-1737.3 020540	Ø 20,64 GG
<b>Zubehörsatz, Bremsbacken</b>							
1.8	66	05/97→12/99	→	→ 11/99		03.0137-9262.2 669262	
1.8	74	12/99→10/02	→			03.0137-9262.2 669262	
 <b>Bremsbackensatz</b>							
1.8	66	05/97→12/99	→	→ 11/99		03.0137-0431.2 650431	Ø 229 x 43 - HEB
1.8	74	12/99→10/02	→			03.0137-0416.2 650416	Ø 229 x 43 - HEB
 <b>Seilzug, Feststellbremse</b>							
1.8	66	05/97→12/99	←	☒; 115108→ 419982; Scheiben/Trommel		24.3727-1812.2 581812	L= 252
			←	☒; 419983→; → 11/99; Scheiben/Trommel		24.3727-1812.2 581812	L= 252
1.8	74	12/99→10/02	←	☒; Scheiben/Trommel		24.3727-1812.2 581812	L= 252
2.0 TD	81	10/00→10/02	←	☒; Scheiben/Trommel		24.3727-1812.2 581812	L= 252
2.0	85	05/97→10/02	←	☒; Scheiben/Trommel		24.3727-1823.2 581823	L= 1.693
2.0	93	01/98→10/02	→	☒; Scheibenbremse		24.3727-1824.2 581824	L= 1.715
2.0	100	04/98→10/02	→	☒; Scheibenbremse			
2.0 DI TD	66	04/98→10/02	←	☒; 115108→ 419982; Scheiben/Trommel		24.3727-1812.2 581812	L= 252
2.0 Turbo DI	74	04/98→10/02	←	☒; 419983→; Scheiben/Trommel		24.3727-1812.2 581812	L= 252
<b>MAZDA - 626 V Hatchback (GF) 05/97→12/02</b>							
 <b>Radbremszylinder</b>							
1.8	66	05/97→12/99	→	→ 11/99		24.3220-1737.3 020540	Ø 20,64 GG
1.8	74	12/99→10/02	→			24.3220-1737.3 020540	Ø 20,64 GG
<b>Zubehörsatz, Bremsbacken</b>							
1.8	66	05/97→12/99	→	→ 11/99		03.0137-9262.2 669262	
1.8	74	12/99→10/02	→			03.0137-9262.2 669262	
 <b>Bremsbackensatz</b>							
1.8	66	05/97→12/99	→	→ 11/99		03.0137-0431.2 650431	Ø 229 x 43 - HEB
1.8	74	12/99→10/02	→			03.0137-0416.2 650416	Ø 229 x 43 - HEB
 <b>Seilzug, Feststellbremse</b>							
1.8	66	05/97→12/99	←	☒; 115108→ 419982; Scheiben/Trommel		24.3727-1812.2 581812	L= 252
			←	☒; 419983→; → 11/99; Scheiben/Trommel		24.3727-1812.2 581812	L= 252
1.8	74	12/99→10/02	←	☒; Scheiben/Trommel		24.3727-1812.2 581812	L= 252
2.0 TD	81	10/00→10/02	←	☒; Scheiben/Trommel		24.3727-1812.2 581812	L= 252
2.0	85	05/97→10/02	←	☒; Scheiben/Trommel		24.3727-1812.2 581812	L= 252
2.0	93	01/98→10/02	→				
↓							













	kW			 	! #		
<b>MAZDA - 626 V Hatchback (GF) 05/97→12/02</b>							
 <b>Seilzug, Feststellbremse</b>							
2.0 H.P.	100	02/98→10/02	➡	☐; Scheibenbremse		24.3727-1823.2 581823	L= 1.693
			➡	☐; Scheibenbremse		24.3727-1824.2 581824	L= 1.715
2.0 DITD	66	04/98→10/02	⬅	⬆; 115108→ 419982;		24.3727-1812.2 581812	L= 252
2.0 Turbo DI	74	04/98→10/02	⬅	⬆; 419983→; Scheiben/Trommel		24.3727-1812.2 581812	L= 252
<b>MAZDA - 626 V Station Wagon (GW) 01/98→12/02</b>							
 <b>Seilzug, Feststellbremse</b>							
1.8	66	02/98→01/00	⬅	⬆; → 12/99; Scheibenbremse		24.3727-1812.2 581812	L= 252
1.8	74	01/00→10/02	⬅	⬆; Scheibenbremse		24.3727-1812.2 581812	L= 252
2.0	85	02/98→10/02					
2.0	93	01/98→10/02					
2.0 DITD	66	09/99→10/02					
2.0 H.P.	100	02/98→10/02					
2.0 TD	81	10/00→10/02					
2.0 Turbo DI	74	04/98→10/02					
<b>MAZDA - B-SERIE (UF) 01/85→12/99</b>							
 <b>Radbremszylinder</b>							
2.5 D 4WD	57	09/98→06/99	➡	02/99→		24.3223-1711.3 020570	Ø 23,81 GG
2.6 12V 4WD	90	01/90→06/99					
2.6 i	92	01/90→02/99					
2.6 i 4WD	92	01/90→02/99					
<b>MAZDA - B-SERIE (UN) 11/98→11/06</b>							
 <b>Radbremszylinder</b>							
2.2	68	11/99→08/02	➡			24.3223-1711.3 020570	Ø 23,81 GG
2.5 D	61	11/99→12/01					
2.5 D 4WD	61	11/99→12/01					
2.2 4WD	60	02/99→11/06	➡	→ 10/99		24.3223-1711.3 020570	Ø 23,81 GG
2.5 D 4WD	57	06/99→11/06					
2.2 8V 4WD	68	06/99→11/06	➡	→ 08/02		24.3223-1711.3 020570	Ø 23,81 GG
2.5 D 4WD	86	02/99→03/05					
2.6 12V	90	02/99→07/06					
2.6 12V 4WD	90	06/99→11/06					
2.6 i	92	02/99→11/06					
2.6 i 4WD	92	02/99→11/06					
2.5 D	57	02/92→10/99	➡	02/99→		24.3223-1711.3 020570	Ø 23,81 GG
2.5 D	57	06/99→11/06	➡	08/02→ 05/04		24.3223-1711.3 020570	Ø 23,81 GG
2.5 D	62	12/02→11/06	➡	→ 07/06		24.3223-1711.3 020570	Ø 23,81 GG
2.5 D 4WD	62	12/02→11/06					
2.5 TD	86	02/99→03/05	➡	11/99→ 08/02		24.3223-1711.3 020570	Ø 23,81 GG
2.5 TD 4WD	80	06/99→07/06	➡	08/02→		24.3223-1711.3 020570	Ø 23,81 GG
<b>MAZDA - B-SERIE Pritsche/Fahrgestell (UF) 05/85→10/01</b>							
 <b>Radbremszylinder</b>							
2.6 i	92	11/91→02/99	➡	02/99→		24.3223-1711.3 020570	Ø 23,81 GG
2.6 i 4x4	92	12/90→02/99					
<b>MAZDA - B-SERIE Pritsche/Fahrgestell (UN) 02/99→11/06</b>							
 <b>Radbremszylinder</b>							
2.5 TD 4x4	86	02/99→03/05	➡	→ 08/02		24.3223-1711.3 020570	Ø 23,81 GG
2.6 i	90	02/99→11/06					
<b>MAZDA - BT-50 Pick-up (CD, UN) 08/06→12/15</b>							
 <b>Radbremszylinder</b>							
2.5 MRZ-CD	105	08/06→06/13	➡			24.3223-1711.3 020570	Ø 23,81 GG
2.5 MRZ-CD 4x4	105	12/06→12/15	➡	→ 07/12		24.3223-1711.3 020570	Ø 23,81 GG
3.0 CDVi	115	12/06→12/15					
3.0 CDVi 4x4	115	12/06→12/15					
2.5 TDi	81	08/06→	➡	12/06→ 07/12		24.3223-1711.3 020570	Ø 23,81 GG
2.5 TDi 4x4	81	08/06→12/15					
<b>MAZDA - BT-50 Pritsche/Fahrgestell (CD, UN) 08/06→</b>							
 <b>Radbremszylinder</b>							
2.5 CDVi	105	12/06→	➡	→ 07/12		24.3223-1711.3 020570	Ø 23,81 GG
3.0 CDVi	115	12/06→					
3.0 CDVi 4x4	115	12/06→					
2.5 TDi	81	08/06→	➡	12/06→ 07/12		24.3223-1711.3 020570	Ø 23,81 GG
2.5 TDi 4WD	81	08/06→					
















	kw			 	! #		
<b>MAZDA - DEMIO (DW) 01/96→07/03</b>							
 <b>Radbremszylinder</b>							
1.3 16V	46	08/98→07/03	➡	→ 10/02		24.3217-1718.3 020478	Ø 17,46 GG
1.5 16V	55	04/00→07/03					
1.3 i 16V	53	08/98→04/00	➡	→ 03/00		24.3217-1718.3 020478	Ø 17,46 GG
1.5 i 16V	64	10/96→12/02	➡	04/00→ 10/02		24.3217-1718.3 020478	Ø 17,46 GG
<b>Zubehörsatz, Bremsbacken</b>							
1.3 16V	46	08/98→07/03	➡	→ 10/02		03.0137-9266.2 669266	
1.5 16V	55	04/00→07/03					
1.3 i 16V	53	08/98→04/00	➡	→ 03/00		03.0137-9266.2 669266	
1.5 i 16V	64	10/96→12/02	➡	04/00→ 10/02		03.0137-9266.2 669266	
 <b>Bremstrommel</b>							
1.3 16V	46	08/98→07/03	➡	→ 144782		24.0220-0026.1 480104	Ø 200,0 x 42 / 201
1.3 i 16V	53	08/98→04/00					
 <b>Bremsbackensatz</b>							
1.3 16V	46	08/98→07/03	➡	→ 10/02		03.0137-0401.2 650401	Ø 200 x 31 - HEB
1.5 16V	55	04/00→07/03					
1.3 i 16V	53	08/98→04/00	➡	→ 03/00		03.0137-0401.2 650401	Ø 200 x 31 - HEB
1.5 i 16V	64	10/96→12/02	➡	04/00→ 10/02		03.0137-0401.2 650401	Ø 200 x 31 - HEB
<b>MAZDA - E-SERIE Bus 03/91→07/04</b>							
 <b>Bremsbackensatz</b>							
E2200 D	47	03/91→05/03	➡	→ 03/97		03.0137-0486.2 650486	Ø 260 x 51 - HEB
<b>MAZDA - E-SERIE Kasten (SR2) 10/83→07/04</b>							
 <b>Bremsbackensatz</b>							
2200 D 4WD	47	03/91→05/03	➡	→ 03/97		03.0137-0486.2 650486	Ø 260 x 51 - HEB
E2000	70	06/94→05/03					
E2200 D	52	02/97→08/02					
E2200 D 4WD	52	02/97→05/03					
E2200 D	47	03/91→05/03	➡	→ 03/97; mit Einfachbereifung		03.0137-0486.2 650486	Ø 260 x 51 - HEB
<b>MAZDA - E-SERIE Pritsche/Fahrgestell (SD1) 01/83→07/99</b>							
 <b>Bremsbackensatz</b>							
E2000	60	10/89→05/95	➡	mit Einfachbereifung		03.0137-0486.2 650486	Ø 260 x 51 - HEB
E2200 D	47	11/88→03/97					
<b>MAZDA - MPV II (LW) 08/99→02/06</b>							
 <b>Bremsbackensatz</b>							
2.0	88	08/00→07/02	➡	→ 06/02		03.0137-0473.2 650473	Ø 254 x 52 - HEB
2.0	90	09/99→08/00	➡	→ 07/00		03.0137-0473.2 650473	Ø 254 x 52 - HEB
2.0 DI	100	07/02→02/06	➡	→ 08/03		03.0137-0473.2 650473	Ø 254 x 52 - HEB
2.3	104	07/02→02/06					
3.0 i V6	147	03/02→02/06					
2.5 V6	125	09/99→03/02	➡			03.0137-0473.2 650473	Ø 254 x 52 - HEB
<b>MAZDA - MX-3 (EC) 07/91→09/98</b>							
 <b>Radbremszylinder</b>							
1.6 i	65	07/91→10/97	➡	- ABS		24.3217-1120.3 020360	Ø 17,46 GG
1.6 i	79	01/94→10/97					
<b>Zubehörsatz, Bremsbacken</b>							
1.6 i	65	07/91→10/97	➡	- ABS		03.0137-9182.2 669182	
1.6 i	79	01/94→10/97					
 <b>Bremstrommel</b>							
1.6 i	65	07/91→10/97	➡	- ABS		24.0220-0026.1 480104	Ø 200,0 x 42 / 201
1.6 i	79	01/94→10/97					
 <b>Bremsbackensatz</b>							
1.6 i	65	07/91→10/97	➡	- ABS		03.0137-0278.2 650278	Ø 200 x 36
1.6 i	79	01/94→10/97					












	kw			 	! #		
<b>MAZDA - MX-6 (GE) 07/91→02/97</b>							
 <b>Seilzug, Feststellbremse</b>							
2.0	85	02/92→02/97	←	☒; Scheibenbremse	24.3727-1812.2	581812	L= 252
2.5 24V	121	02/92→02/97	→	☐; Scheibenbremse	24.3727-1808.2	581808	L= 1.657
2.5 24V	123	02/93→11/95	→	☐; Scheibenbremse	24.3727-1809.2	581809	L= 1.657
2.5 i 24V	120	08/94→02/97	→	☐; Scheibenbremse			
<b>MAZDA - PREMACY (CP) 07/99→03/05</b>							
 <b>Radbremszylinder</b>							
1.9	74	07/99→03/05	→	→ 07/01; - ABS	24.3220-1737.3	020540	Ø 20,64 GG
1.9	84	07/99→03/05					
2.0 TD	74	07/00→03/05					
2.0 TD	66	10/99→07/00	→	→ 06/00; - ABS	24.3220-1737.3	020540	Ø 20,64 GG
<b>Zubehörsatz, Bremsbacken</b>							
1.9	74	07/99→03/05	→	→ 12/99; - ABS	03.0137-9262.2	669262	
1.9	84	07/99→03/05	→	01/00→ 07/01; - ABS	03.0137-9262.2	669262	
2.0 TD	66	10/99→07/00	→	→ 12/99; - ABS	03.0137-9262.2	669262	
2.0 TD			→	01/00→ 06/00; - ABS	03.0137-9262.2	669262	
2.0 TD	74	07/00→03/05	→	→ 07/01; - ABS	03.0137-9262.2	669262	
<b>Bremsbackensatz</b>							
1.9	74	07/99→03/05	→	01/00→ 07/01; - ABS	03.0137-0416.2	650416	Ø 229 x 43 - HEB
1.9	84	07/99→03/05	→	→ 12/99; - ABS	03.0137-0431.2	650431	Ø 229 x 43 - HEB
2.0 TD	66	10/99→07/00	→	01/00→ 06/00; - ABS	03.0137-0416.2	650416	Ø 229 x 43 - HEB
2.0 TD			→	→ 12/99; - ABS	03.0137-0431.2	650431	Ø 229 x 43 - HEB
2.0 TD	74	07/00→03/05	→	→ 07/01; - ABS	03.0137-0416.2	650416	Ø 229 x 43 - HEB
 <b>Seilzug, Feststellbremse</b>							
1.9	74	07/99→03/05	←	☒; + ABS; Scheibenbremse	24.3727-1812.2	581812	L= 252
2.0 TD	74	07/00→03/05	←	☒; 131755→; - ABS; Trommelbremse	24.3727-1812.2	581812	L= 252
			←	☒; → 131754; - ABS; Trommelbremse	24.3727-1812.2	581812	L= 252
1.9	84	07/99→03/05	←	☒; 131755→; Trommelbremse	24.3727-1812.2	581812	L= 252
			←	☒; → 131754; Trommelbremse	24.3727-1812.2	581812	L= 252
2.0	96	11/01→03/05	←	☒; Scheibenbremse	24.3727-1812.2	581812	L= 252
2.0	107	02/05→03/05	←	☒; 03/05→; Scheibenbremse	24.3727-1812.2	581812	L= 252
			→	☐; 03/05→; Scheibenbremse	24.3727-1820.2	581820	L= 1.815
			→	☐; 03/05→; Scheibenbremse	24.3727-1822.2	581822	L= 1.828
2.0 TD	66	10/99→07/00	←	☒; → 131754; Trommelbremse	24.3727-1812.2	581812	L= 252
			←	☒; 131755→; → 06/00; Trommelbremse	24.3727-1812.2	581812	L= 252
<b>MAZDA - TRIBUTE (EP) 03/00→05/08</b>							
<b>Zubehörsatz, Bremsbacken</b>							
2.0	91	03/00→05/08	→	→ 03/04	03.0137-9262.2	669262	
2.0 4WD	91	03/00→05/08					
3.0 V6 24V 4WD	145	03/00→05/08					
2.3 AWD	110	04/04→05/08	→	→ 02/05; - ABS	03.0137-9262.2	669262	
3.0 V6 AWD	149	04/04→05/08					
<b>Bremsbackensatz</b>							
2.0	91	03/00→05/08	→	→ 03/04	03.0137-0416.2	650416	Ø 229 x 43 - HEB
2.0 4WD	91	03/00→05/08					
3.0 V6 24V 4WD	145	03/00→05/08					
2.3 AWD	110	04/04→05/08	→	→ 02/05; - ABS	03.0137-0416.2	650416	Ø 229 x 43 - HEB
3.0 V6 AWD	149	04/04→05/08					
<b>MAZDA - XEDOS 6 (CA) 01/92→10/99</b>							
 <b>Seilzug, Feststellbremse</b>							
1.6 16V	79	06/94→10/99	←	☒; → 09/99; Scheibenbremse	24.3727-1812.2	581812	L= 252
			→	☐; → 09/99; Scheibenbremse	24.3727-1808.2	581808	L= 1.657
			→	☐; → 09/99; Scheibenbremse	24.3727-1809.2	581809	L= 1.657
2.0 V6	103	06/94→10/99	←	☒; Scheibenbremse	24.3727-1812.2	581812	L= 252
			→	☐; Scheibenbremse	24.3727-1808.2	581808	L= 1.657
			→	☐; Scheibenbremse	24.3727-1809.2	581809	L= 1.657












	kw					! #		
<b>MERCEDES-BENZ - 100 Bus (631) 02/88→04/96</b>								
 <b>Radbremszylinder</b>								
2.0 D	45	09/93→04/96	➡	→ 02/96		24.3225-1102.3	020318	Ø 25,4 GG
D (631.333, 631.343, 631.334, 631.344)	55	12/90→02/96	➡			24.3225-1102.3	020318	Ø 25,4 GG
<b>Zubehörsatz, Bremsbacken</b>								
2.0 D	45	09/93→04/96	➡	→ 02/96		03.0137-9145.2	669145	
D (631.333, 631.343, 631.334, 631.344)	55	12/90→02/96	➡			03.0137-9145.2	669145	
 <b>Bremstrommel</b>								
2.0 D	45	09/93→04/96	➡	→ 02/96		24.0225-4003.1	480049	Ø 254,0 x 65 / 255
D (631.333, 631.343, 631.334, 631.344)	55	12/90→02/96	➡			24.0225-4003.1	480049	Ø 254,0 x 65 / 255
 <b>Bremsbackensatz</b>								
2.0 D	45	09/93→04/96	➡	→ 02/96		03.0137-0245.2	650245	Ø 254 x 57
						03.0420-1025.3	681025	TRW Ø 254 x 57 Ø 25,4 + RZ / + Zub Kit
D (631.333, 631.343, 631.334, 631.344)	55	12/90→02/96	➡			03.0137-0245.2	650245	Ø 254 x 57
						03.0420-1025.3	681025	TRW Ø 254 x 57 Ø 25,4 + RZ / + Zub Kit
 <b>Seilzug, Feststellbremse</b>								
2.0 D	45	09/93→04/96	←	⬆; → 02/96; Radstand [mm]: 2.450; Trommelbremse	1	24.3727-0413.2	580413	L= 1.416
			←	⬆; → 02/96; Radstand [mm]: 2.675; Trommelbremse	1	24.3727-0414.2	580414	L= 1.647
			➡	⬇; → 02/96; Radstand [mm]: 2.450; Trommelbremse	2	24.3727-0415.2	580415	L= 1.438
			➡	⬇; → 02/96; Radstand [mm]: 2.675; Trommelbremse	2	24.3727-0415.2	580415	L= 1.438
D (631.333, 631.343, 631.334, 631.344)	55	12/90→02/96	←	⬆; Radstand [mm]: 2.450; Trommelbremse	1	24.3727-0413.2	580413	L= 1.416
			←	⬆; Radstand [mm]: 2.675; Trommelbremse	1	24.3727-0414.2	580414	L= 1.647
			➡	⬇; Radstand [mm]: 2.675; Trommelbremse	2	24.3727-0415.2	580415	L= 1.438
			➡	⬇; Radstand [mm]: 2.450; Trommelbremse	2	24.3727-0415.2	580415	L= 1.438
<b>MERCEDES-BENZ - 100 Kasten (631) 02/88→04/96</b>								
 <b>Radbremszylinder</b>								
2.0 D	45	09/93→04/96	➡	→ 02/96		24.3225-1102.3	020318	Ø 25,4 GG
D (631.332, 631.342)	55	12/90→02/96	➡			24.3225-1102.3	020318	Ø 25,4 GG
<b>Zubehörsatz, Bremsbacken</b>								
2.0 D	45	09/93→04/96	➡	→ 02/96		03.0137-9145.2	669145	
D (631.332, 631.342)	55	12/90→02/96	➡			03.0137-9145.2	669145	
 <b>Bremstrommel</b>								
2.0 D	45	09/93→04/96	➡	→ 02/96		24.0225-4003.1	480049	Ø 254,0 x 65 / 255
D (631.332, 631.342)	55	12/90→02/96	➡			24.0225-4003.1	480049	Ø 254,0 x 65 / 255
 <b>Bremsbackensatz</b>								
2.0 D	45	09/93→04/96	➡	→ 02/96		03.0137-0245.2	650245	Ø 254 x 57
						03.0420-1025.3	681025	TRW Ø 254 x 57 Ø 25,4 + RZ / + Zub Kit
D (631.332, 631.342)	55	12/90→02/96	➡			03.0137-0245.2	650245	Ø 254 x 57
						03.0420-1025.3	681025	TRW Ø 254 x 57 Ø 25,4 + RZ / + Zub Kit
 <b>Seilzug, Feststellbremse</b>								
2.0 D	45	09/93→04/96	←	⬆; → 02/96; Radstand [mm]: 2.450; Trommelbremse	1	24.3727-0413.2	580413	L= 1.416
			←	⬆; → 02/96; Radstand [mm]: 2.675; Trommelbremse	1	24.3727-0414.2	580414	L= 1.647
↓								

	kW					! #		
<b>MERCEDES-BENZ - 100 Kasten (631) 02/88→04/96</b>								
 <b>Seilzug, Feststellbremse</b>								
2.0 D	45	09/93→04/96	➡	⬇️; → 02/96; Radstand [mm]: 2.450; Trommelbremse	2	24.3727-0415.2	580415	L= 1.438
			➡	⬇️; → 02/96; Radstand [mm]: 2.675; Trommelbremse	2	24.3727-0415.2	580415	L= 1.438
D (631.332, 631.342)	55	12/90→02/96	⬅️	⬆️; Radstand [mm]: 2.450; Trommelbremse	1	24.3727-0413.2	580413	L= 1.416
			⬅️	⬆️; Radstand [mm]: 2.675; Trommelbremse	1	24.3727-0414.2	580414	L= 1.647
			➡	⬇️; Radstand [mm]: 2.675; Trommelbremse	2	24.3727-0415.2	580415	L= 1.438
			➡	⬇️; Radstand [mm]: 2.450; Trommelbremse	2	24.3727-0415.2	580415	L= 1.438
<b>MERCEDES-BENZ - 100 Pritsche/Fahrgestell (631) 02/88→02/96</b>								
 <b>Seilzug, Feststellbremse</b>								
D (631.340)	55	12/90→02/96	⬅️	⬆️; Baumuster: 631.349; Trommelbremse	1	24.3727-0414.2	580414	L= 1.647
			➡	⬇️; Baumuster: 631.349; Trommelbremse	2	24.3727-0415.2	580415	L= 1.438
<b>MERCEDES-BENZ - A-KLASSE (W168) 07/97→08/04</b>								
 <b>Radbremszylinder</b>								
A 140 (168.031, 168.131)	60	07/97→08/04	➡	J078974→		24.3217-1709.3	020419	Ø 17,46 ALU
			➡	09/97→; → J078973		24.3219-1718.3	020421	Ø 19,05 ALU
A 140 (168.031, 168.131)	60	01/01→08/04	➡	J078974→		24.3217-1709.3	020419	Ø 17,46 ALU
			➡	→ J078973		24.3219-1718.3	020421	Ø 19,05 ALU
A 160 (168.033, 168.133)	75	07/97→08/04	➡	J078974→; kurzer Radstand; Baumuster: 168.033		24.3217-1709.3	020419	Ø 17,46 ALU
			➡	09/97→; → J078973; kurzer Radstand; Baumuster: 168.033		24.3219-1718.3	020421	Ø 19,05 ALU
A 160 CDI (168.006)	55	02/01→08/04	➡			24.3217-1709.3	020419	Ø 17,46 ALU
A 160 CDI (168.007)	44	07/98→02/01	➡	08/98→ 01/01		24.3217-1709.3	020419	Ø 17,46 ALU
A 170 CDI (168.008)	66	07/98→02/01	➡	J078974→; → 01/01		24.3217-1709.3	020419	Ø 17,46 ALU
			➡	→ J078973		24.3219-1718.3	020421	Ø 19,05 ALU
A 170 CDI (168.009, 168.109)	70	02/01→08/04	➡	kurzer Radstand; Baumuster: 168.009		24.3217-1709.3	020419	Ø 17,46 ALU
<b>Zubehörsatz, Bremsbacken</b>								
A 140 (168.031, 168.131)	60	07/97→08/04	➡	09/97→		03.0137-9232.2	669232	TRW
A 140 (168.031, 168.131)	60	01/01→08/04	➡			03.0137-9232.2	669232	TRW
A 160 CDI (168.006)	55	02/01→08/04	➡					
A 160 (168.033, 168.133)	75	07/97→08/04	➡	09/97→; kurzer Radstand; Baumuster: 168.033		03.0137-9232.2	669232	TRW
A 160 CDI (168.007)	44	07/98→02/01	➡	08/98→ 01/01		03.0137-9232.2	669232	TRW
A 170 CDI (168.008)	66	07/98→02/01	➡	→ 01/01		03.0137-9232.2	669232	TRW
A 170 CDI (168.009, 168.109)	70	02/01→08/04	➡	kurzer Radstand; Baumuster: 168.009		03.0137-9232.2	669232	TRW
 <b>Bremsstrommel</b>								
A 140 (168.031, 168.131)	60	07/97→08/04	➡	09/97→		24.0218-0023.1	480077	Ø 180,0 x 48 / 181,2
A 140 (168.031, 168.131)	60	01/01→08/04	➡			24.0218-0023.1	480077	Ø 180,0 x 48 / 181,2
A 160 CDI (168.006)	55	02/01→08/04	➡					
A 160 (168.033, 168.133)	75	07/97→08/04	➡	09/97→; kurzer Radstand; Baumuster: 168.033		24.0218-0023.1	480077	Ø 180,0 x 48 / 181,2
A 160 CDI (168.007)	44	07/98→02/01	➡	08/98→ 01/01		24.0218-0023.1	480077	Ø 180,0 x 48 / 181,2
A 170 CDI (168.008)	66	07/98→02/01	➡	→ 01/01		24.0218-0023.1	480077	Ø 180,0 x 48 / 181,2
A 170 CDI (168.009, 168.109)	70	02/01→08/04	➡	kurzer Radstand; Baumuster: 168.009		24.0218-0023.1	480077	Ø 180,0 x 48 / 181,2
A 190 (168.032, 168.132)	92	03/99→08/04	➡	05/99→		24.0218-0023.1	480077	Ø 180,0 x 48 / 181,2
 <b>Bremsbackensatz</b>								
A 140 (168.031, 168.131)	60	07/97→08/04	➡	09/97→		03.0137-0349.2	650349	TRW Ø 180 x 42 + HEB
↓								











	kw				! #		
<b>MERCEDES-BENZ - A-KLASSE (W168) 07/97→08/04</b>							
<b>Bremsbackensatz</b>							
A 140 (168.031, 168.131)	60	07/97→08/04	➡	J078974→		03.0520-3417.3 693417	TRW Ø 180 x 42 Ø 17,78 + RZ / + Zub TopKit
			➡	09/97→; → J078973		03.0520-4619.3 694619	TRW Ø 180 x 42 Ø 19,05 + RZ / + Zub TopKit
A 140 (168.031, 168.131)	60	01/01→08/04	➡			03.0137-0349.2 650349	TRW Ø 180 x 42 + HEB
			➡	J078974→		03.0520-3417.3 693417	TRW Ø 180 x 42 Ø 17,78 + RZ / + Zub TopKit
			➡	→ J078973		03.0520-4619.3 694619	TRW Ø 180 x 42 Ø 19,05 + RZ / + Zub TopKit
A 160 (168.033, 168.133)	75	07/97→08/04	➡	09/97→; kurzer Radstand; Baumuster: 168.033		03.0137-0349.2 650349	TRW Ø 180 x 42 + HEB
			➡	J078974→; kurzer Radstand; Baumuster: 168.033		03.0520-3417.3 693417	TRW Ø 180 x 42 Ø 17,78 + RZ / + Zub TopKit
			➡	09/97→; → J078973; kurzer Radstand; Baumuster: 168.033		03.0520-4619.3 694619	TRW Ø 180 x 42 Ø 19,05 + RZ / + Zub TopKit
A 160 CDI (168.006)	55	02/01→08/04	➡			03.0137-0349.2 650349 03.0520-3417.3 693417	TRW Ø 180 x 42 + HEB TRW Ø 180 x 42 Ø 17,78 + RZ / + Zub TopKit
A 160 CDI (168.007)	44	07/98→02/01	➡	08/98→ 01/01		03.0137-0349.2 650349 03.0520-3417.3 693417	TRW Ø 180 x 42 + HEB TRW Ø 180 x 42 Ø 17,78 + RZ / + Zub TopKit
A 170 CDI (168.008)	66	07/98→02/01	➡	→ 01/01		03.0137-0349.2 650349	TRW Ø 180 x 42 + HEB
			➡	J078974→; → 01/01		03.0520-3417.3 693417	TRW Ø 180 x 42 Ø 17,78 + RZ / + Zub TopKit
			➡	→ J078973		03.0520-4619.3 694619	TRW Ø 180 x 42 Ø 19,05 + RZ / + Zub TopKit
A 170 CDI (168.009, 168.109)	70	02/01→08/04	➡	kurzer Radstand; Baumuster: 168.009		03.0137-0349.2 650349 03.0520-3417.3 693417	TRW Ø 180 x 42 + HEB TRW Ø 180 x 42 Ø 17,78 + RZ / + Zub TopKit
<b>Bremsbackensatz, Feststellbremse</b>							
A 160 (168.033, 168.133)	75	07/97→08/04	➡	09/97→; langer Radstand; Baumuster: 168.133		03.0137-0170.2 650170	Ø 164 x 20 + Zub
A 170 CDI (168.009, 168.109)	70	02/01→08/04	➡	langer Radstand; Baumuster: 168.109		03.0137-0170.2 650170	Ø 164 x 20 + Zub
A 190 (168.032, 168.132)	92	03/99→08/04	➡	05/99→		03.0137-0170.2 650170	Ø 164 x 20 + Zub
A 210 (168.035, 168.135)	103	03/02→08/04	➡			03.0137-0170.2 650170	Ø 164 x 20 + Zub
<b>Seilzug, Feststellbremse</b>							
A 140 (168.031, 168.131)	60	07/97→08/04	←	⬆; J306887→; Trommelbremse	1	24.3727-0400.2 580400	L= 987
			←	⬆; 09/97→; → J306886; Trommelbremse	1	24.3727-0440.2 580440	L= 987
			➡	⬇; 09/97→; → J306886; Scheiben/Trommel		24.3727-0421.2 580421	L= 1.062
			➡	⬇; J306887→; Scheiben/Trommel		24.3727-0422.2 580422	L= 739
			➡	⬇; 09/97→; → J306886; Scheiben/Trommel		24.3727-0422.2 580422	L= 739
			➡	⬇; J306887→; Scheiben/Trommel		24.3727-0439.2 580439	L= 1.056
A 140 (168.031, 168.131)	60	01/01→08/04	←	⬆; J306887→; Trommelbremse	1	24.3727-0400.2 580400	L= 987
A 160 CDI (168.006)	55	02/01→08/04	←	⬆; → J306886; Trommelbremse	1	24.3727-0440.2 580440	L= 987
			➡	⬇; → J306886; Scheiben/Trommel		24.3727-0421.2 580421	L= 1.062
			➡	⬇; → J306886; Scheiben/Trommel		24.3727-0422.2 580422	L= 739
			➡	⬇; J306887→; Scheiben/Trommel		24.3727-0422.2 580422	L= 739
			➡	⬇; J306887→; Scheiben/Trommel		24.3727-0439.2 580439	L= 1.056
A 160 (168.033, 168.133)	75	07/97→08/04	←	⬆; J306887→; kurzer Radstand; Baumuster: 168.033; Trommelbremse	1	24.3727-0400.2 580400	L= 987
			←	⬆; 09/97→; langer Radstand; Baumuster: 168.133; Scheibenbremse	1	24.3727-0431.2 580431	L= 1.170
			←	⬆; 09/97→; → J306886; kurzer Radstand; Baumuster: 168.033; Trommelbremse	1	24.3727-0440.2 580440	L= 987
			➡	⬇; 09/97→; → J306886; kurzer Radstand; Baumuster: 168.033; Scheiben/Trommel		24.3727-0421.2 580421	L= 1.062
			➡	⬇; J306887→; kurzer Radstand; Baumuster: 168.033; Scheiben/Trommel		24.3727-0422.2 580422	L= 739
			➡	⬇; J306887→; kurzer Radstand; Baumuster: 168.033; Scheiben/Trommel		24.3727-0422.2 580422	L= 739










	kw			 	! #			
<b>MERCEDES-BENZ - A-KLASSE (W168) 07/97→08/04</b>								
<b>Seilzug, Feststellbremse</b>								
A 160 (168.033, 168.133)	75	07/97→08/04	➡	☐; 09/97→; → J306886; kurzer Radstand; Baumuster: 168.033; Scheiben/Trommel		24.3727-0422.2	580422	L= 739
			➡	☐; 09/97→; langer Radstand; Baumuster: 168.133; Scheibenbremse		24.3727-0427.2	580427	L= 685
			➡	☐; 09/97→; langer Radstand; Baumuster: 168.133; Scheibenbremse		24.3727-0428.2	580428	L= 1.038
			➡	☐; J306887→; kurzer Radstand; Baumuster: 168.033; Scheiben/Trommel		24.3727-0439.2	580439	L= 1.056
A 160 CDI (168.007)	44	07/98→02/01	←	☒; J306887→; → 01/01; Trommelbremse	1	24.3727-0400.2	580400	L= 987
			←	☒; 08/98→; → J306886; Trommelbremse	1	24.3727-0440.2	580440	L= 987
			➡	☐; 08/98→; → J306886; Scheiben/Trommel		24.3727-0421.2	580421	L= 1.062
			➡	☐; 08/98→; → J306886; Scheiben/Trommel		24.3727-0422.2	580422	L= 739
			➡	☐; J306887→; → 01/01; Scheiben/Trommel		24.3727-0422.2	580422	L= 739
			➡	☐; J306887→; → 01/01; Scheiben/Trommel		24.3727-0439.2	580439	L= 1.056
A 170 CDI (168.008)	66	07/98→02/01	←	☒; J306887→; → 01/01; Trommelbremse	1	24.3727-0400.2	580400	L= 987
			←	☒; → J306886; Trommelbremse	1	24.3727-0440.2	580440	L= 987
			➡	☐; → J306886; Scheiben/Trommel		24.3727-0421.2	580421	L= 1.062
			➡	☐; J306887→; → 01/01; Scheiben/Trommel		24.3727-0422.2	580422	L= 739
			➡	☐; → J306886; Scheiben/Trommel		24.3727-0422.2	580422	L= 739
			➡	☐; J306887→; → 01/01; Scheiben/Trommel		24.3727-0439.2	580439	L= 1.056
A 170 CDI (168.009, 168.109)	70	02/01→08/04	←	☒; J306887→; kurzer Radstand; Baumuster: 168.009; Trommelbremse	1	24.3727-0400.2	580400	L= 987
			←	☒; langer Radstand; Baumuster: 168.109; Scheibenbremse	1	24.3727-0431.2	580431	L= 1.170
			←	☒; → J306886; kurzer Radstand; Baumuster: 168.009; Trommelbremse	1	24.3727-0440.2	580440	L= 987
			➡	☐; → J306886; kurzer Radstand; Baumuster: 168.009; Scheiben/Trommel		24.3727-0421.2	580421	L= 1.062
			➡	☐; J306887→; kurzer Radstand; Baumuster: 168.009; Scheiben/Trommel		24.3727-0422.2	580422	L= 739
			➡	☐; → J306886; kurzer Radstand; Baumuster: 168.009; Scheiben/Trommel		24.3727-0422.2	580422	L= 739
			➡	☐; langer Radstand; Baumuster: 168.109; Scheibenbremse		24.3727-0427.2	580427	L= 685
			➡	☐; langer Radstand; Baumuster: 168.109; Scheibenbremse		24.3727-0428.2	580428	L= 1.038
			➡	☐; J306887→; kurzer Radstand; Baumuster: 168.009; Scheiben/Trommel		24.3727-0439.2	580439	L= 1.056
A 190 (168.032, 168.132)	92	03/99→08/04	←	☒; J306887→; kurzer Radstand; Baumuster: 168.032; Trommelbremse	1	24.3727-0400.2	580400	L= 987
			←	☒; J306887→; Scheibenbremse	1	24.3727-0400.2	580400	L= 987
			←	☒; 05/99→; langer Radstand; Baumuster: 168.132; Scheibenbremse	1	24.3727-0431.2	580431	L= 1.170
			←	☒; 05/99→; → J306886; Scheibenbremse	1	24.3727-0440.2	580440	L= 987
			←	☒; 05/99→; → J306886; kurzer Radstand; Baumuster: 168.032; Trommelbremse	1	24.3727-0440.2	580440	L= 987
			➡	☐; 05/99→; → J306886; kurzer Radstand; Baumuster: 168.032; Scheiben/Trommel		24.3727-0421.2	580421	L= 1.062
			➡	☐; 05/99→; → J306886; kurzer Radstand; Baumuster: 168.032; Scheiben/Trommel		24.3727-0422.2	580422	L= 739
			➡	☐; J306887→; kurzer Radstand; Baumuster: 168.032; Scheiben/Trommel		24.3727-0422.2	580422	L= 739
			➡	☐; J306887→; Scheibenbremse		24.3727-0427.2	580427	L= 685
			➡	☐; 05/99→; → J306886; Scheibenbremse		24.3727-0427.2	580427	L= 685
			➡	☐; 05/99→; langer Radstand; Baumuster: 168.132; Scheibenbremse		24.3727-0427.2	580427	L= 685

	kw					! #		
<b>MERCEDES-BENZ - A-KLASSE (W168) 07/97→08/04</b>								
 <b>Seilzug, Feststellbremse</b>								
A 190 (168.032, 168.132)	92	03/99→08/04	➡	<input type="checkbox"/> ; 05/99→; langer Radstand; Baumuster: 168.132; Scheibenbremse	1	24.3727-0428.2	580428	L= 1.038
			➡	<input type="checkbox"/> ; J306887→; Scheibenbremse				L= 1.038
			➡	<input type="checkbox"/> ; J306887→; kurzer Radstand; Baumuster: 168.032; Scheiben/Trommel				L= 1.056
A 210 (168.035, 168.135)	103	03/02→08/04	←	<input type="checkbox"/> ; kurzer Radstand; Baumuster: 168.035; Scheibenbremse	1	24.3727-0400.2	580400	L= 987
			←	<input type="checkbox"/> ; langer Radstand; Baumuster: 168.135; Scheibenbremse				L= 1.170
			➡	<input type="checkbox"/> ; kurzer Radstand; Baumuster: 168.035; Scheibenbremse				L= 685
			➡	<input type="checkbox"/> ; langer Radstand; Baumuster: 168.135; Scheibenbremse				L= 685
			➡	<input type="checkbox"/> ; langer Radstand; Baumuster: 168.135; Scheibenbremse				L= 1.038
			➡	<input type="checkbox"/> ; kurzer Radstand; Baumuster: 168.035; Scheibenbremse				L= 1.038
<b>MERCEDES-BENZ - A-KLASSE (W169) 09/04→06/12</b>								
 <b>Bremsbackensatz, Feststellbremse</b>								
A 150 (169.031, 169.331)	70	09/04→06/12	➡	→ 05/12		03.0137-0170.2	650170	Ø 164 x 20 + Zub
A 160 (169.031, 169.331)	70	04/09→06/12						
A 160 CDI (169.006, 169.306)	60	09/04→06/12						
A 170 (169.032, 169.332)	85	09/04→06/12						
A 180 (169.032, 169.332)	85	04/09→06/12						
A 180 CDI (169.007, 169.307)	80	09/04→06/12						
A 200 (169.033, 169.333)	100	09/04→06/12						
A 200 CDI (169.008, 169.308)	103	09/04→06/12						
A 200 CDI (169.308)	100	09/04→06/12						
A 200 TURBO (169.034, 169.334)	142	09/05→06/12						
E-CELL (169.090)	50	12/10→06/12						
 <b>Seilzug, Feststellbremse</b>								
A 150 (169.031, 169.331)	70	09/04→06/12	←	<input type="checkbox"/> ; → 05/12; Scheibenbremse	1	24.3727-0485.2	580485	L= 1.130
A 160 (169.031, 169.331)	70	04/09→06/12	➡	<input type="checkbox"/> ; → 05/12; Scheibenbremse		24.3727-0451.2	580451	L= 1.215
A 160 CDI (169.006, 169.306)	60	09/04→06/12	➡	<input type="checkbox"/> ; → 05/12; Scheibenbremse		24.3727-0452.2	580452	L= 587
A 170 (169.032, 169.332)	85	09/04→06/12						
A 180 (169.032, 169.332)	85	04/09→06/12						
A 180 CDI (169.007, 169.307)	80	09/04→06/12						
A 200 (169.033, 169.333)	100	09/04→06/12						
A 200 CDI (169.008, 169.308)	103	09/04→06/12						
A 200 CDI (169.308)	100	09/04→06/12						
A 200 TURBO (169.034, 169.334)	142	09/05→06/12						
E-CELL (169.090)	50	12/10→06/12						
<b>MERCEDES-BENZ - B-KLASSE (W245) 03/05→11/11</b>								
 <b>Bremsbackensatz, Feststellbremse</b>								
B 150 (245.231)	70	03/05→11/11	➡	→ 04/11		03.0137-0170.2	650170	Ø 164 x 20 + Zub
B 160 (245.231)	70	04/09→11/11						
B 170 (245.232)	85	03/05→11/11						
B 180 (245.232)	85	04/09→11/11						
B 180 CDI (245.207)	80	03/05→11/11						
B 200 (245.233)	100	03/05→11/11						
B 200 CDI (245.208)	100	03/05→11/11						
B 200 CDI (245.208)	103	03/05→11/11						
B 200 TURBO (245.234)	142	03/05→11/11						
B 170 NGT (245.233)	85	04/08→11/11	➡	→ 04/09		03.0137-0170.2	650170	Ø 164 x 20 + Zub
B 180 NGT (245.233)	85	04/08→11/11	➡	04/09→ 04/11		03.0137-0170.2	650170	Ø 164 x 20 + Zub
↓								

	kW					! #		
<b>MERCEDES-BENZ - B-KLASSE (W245) 03/05→11/11</b>								
 <b>Seilzug, Feststellbremse</b>								
B 150 (245.231)	70	03/05→11/11	➔	<input type="checkbox"/> ; → 04/11; Scheibenbremse		24.3727-0451.2	580451	L= 1.215
B 160 (245.231)	70	04/09→11/11	➔	<input type="checkbox"/> ; → 04/11; Scheibenbremse		24.3727-0452.2	580452	L= 587
B 170 (245.232)	85	03/05→11/11						
B 180 (245.232)	85	04/09→11/11						
B 180 CDI (245.207)	80	03/05→11/11						
B 200 (245.233)	100	03/05→11/11						
B 200 CDI (245.208)	100	03/05→11/11						
B 200 CDI (245.208)	103	03/05→11/11						
B 200 TURBO (245.234)	142	03/05→11/11						
B 170 NGT (245.233)	85	04/08→11/11	➔	<input type="checkbox"/> ; → 04/09; Scheibenbremse		24.3727-0451.2	580451	L= 1.215
			➔	<input type="checkbox"/> ; → 04/09; Scheibenbremse		24.3727-0452.2	580452	L= 587
B 180 NGT (245.233)	85	04/08→11/11	➔	<input type="checkbox"/> ; 04/09→ 04/11; Scheibenbremse		24.3727-0451.2	580451	L= 1.215
			➔	<input type="checkbox"/> ; 04/09→ 04/11; Scheibenbremse		24.3727-0452.2	580452	L= 587
<b>MERCEDES-BENZ - CITAN Kasten (415) 11/12→</b>								
 <b>Radbremszylinder</b>								
108 CDI (415.601, 415.603)	55	11/12→	➔	passend für Felgengröße [Zoll]: 14		24.3222-1729.3	020526	Ø 22,2 ALU
109 CDI (415.601, 415.603, 415.605)	66	11/12→						
111 CDI (415.603, 415.605)	81	06/13→						
112 (415.603)	84	06/13→						
<b>Zubehörsatz, Bremsbacken</b>								
108 CDI (415.601, 415.603)	55	11/12→	➔			03.0137-9228.2	669228	BDX
109 CDI (415.601, 415.603, 415.605)	66	11/12→						
111 CDI (415.603, 415.605)	81	06/13→						
112 (415.603)	84	06/13→						
<b>Bremsbackensatz</b>								
108 CDI (415.601, 415.603)	55	11/12→	➔	passend für Felgengröße [Zoll]: 14		03.0137-0496.2	650496	BDX Ø 228 x 42 + HEB
109 CDI (415.601, 415.603, 415.605)	66	11/12→				03.0520-7222.3	697222	Ø 228 x 42 Ø 22,2 + RZ / + Zub TopKit
111 CDI (415.603, 415.605)	81	06/13→						
112 (415.603)	84	06/13→						
<b>MERCEDES-BENZ - CITAN Kombi / Tourer (415) 11/12→</b>								
 <b>Radbremszylinder</b>								
108 CDI (415.703)	55	11/12→	➔	passend für Felgengröße [Zoll]: 14		24.3222-1729.3	020526	Ø 22,2 ALU
109 CDI (415.703)	66	11/12→						
111 CDI (415.703)	81	06/13→						
112 (415.703)	84	06/13→						
<b>Zubehörsatz, Bremsbacken</b>								
108 CDI (415.703)	55	11/12→	➔			03.0137-9228.2	669228	BDX
109 CDI (415.703)	66	11/12→						
111 CDI (415.703)	81	06/13→						
112 (415.703)	84	06/13→						
<b>Bremsbackensatz</b>								
108 CDI (415.703)	55	11/12→	➔	passend für Felgengröße [Zoll]: 14		03.0137-0496.2	650496	BDX Ø 228 x 42 + HEB
109 CDI (415.703)	66	11/12→				03.0520-7222.3	697222	Ø 228 x 42 Ø 22,2 + RZ / + Zub TopKit
111 CDI (415.703)	81	06/13→						
112 (415.703)	84	06/13→						
<b>MERCEDES-BENZ - CITAN Mixto (415) 11/12→</b>								
 <b>Radbremszylinder</b>								
109 CDI	66	11/12→	➔	passend für Felgengröße [Zoll]: 14		24.3222-1729.3	020526	Ø 22,2 ALU
111 CDI (415.601, 415.603, 415.605)	81	06/13→						
<b>Zubehörsatz, Bremsbacken</b>								
109 CDI	66	11/12→	➔			03.0137-9228.2	669228	BDX
111 CDI (415.601, 415.603, 415.605)	81	06/13→						
<b>Bremsbackensatz</b>								
109 CDI	66	11/12→	➔	passend für Felgengröße [Zoll]: 14		03.0137-0496.2	650496	BDX Ø 228 x 42 + HEB
↓								



	kW			 	! #		
<b>MERCEDES-BENZ - CITAN Mixto (415) 11/12→</b>							
 <b>Bremsbackensatz</b>							
111 CDI (415.601, 415.603, 415.605)	81	06/13→	➔	passend für Felgengröße [Zoll]: 14		<b>03.0520-7222.3 697222</b>	Ø 228 x 42 Ø 22,2 + RZ / + Zub TopKit
<b>MERCEDES-BENZ - C-KLASSE (W202) 03/93→05/00</b>							
 <b>Bremsbackensatz, Feststellbremse</b>							
C 180 (202.018)	89	11/94→05/00	➔			<b>03.0137-0170.2 650170</b>	Ø 164 x 20 + Zub
C 180 (202.018)	90	03/93→05/00					
C 200 (202.020)	100	01/94→05/00					
C 200 CDI (202.134)	75	03/98→05/00					
C 200 D (202.120)	55	03/93→05/00					
C 200 D (202.122)	65	10/96→05/00					
C 200 Kompressor (202.025)	132	10/95→05/00					
C 200 Kompressor (202.025)	141	11/96→05/00					
C 220 CDI (202.133)	92	09/97→05/00					
C 220 D (202.021)	55	07/96→05/00					
C 220 D (202.121)	70	08/93→05/00					
C 230 Kompressor (202.024)	142	10/95→05/00					
C 240 (202.026)	125	06/97→05/00					
C 250 Turbo-D (202.128)	110	10/95→05/00					
C 280 (202.029)	145	06/97→05/00					
C 220 (202.022)	110	03/93→05/00	➔	→ 08/96		<b>03.0137-0170.2 650170</b>	Ø 164 x 20 + Zub
C 230 (202.023)	110	06/96→06/97	➔	07/96→		<b>03.0137-0170.2 650170</b>	Ø 164 x 20 + Zub
C 250 D (202.125)	83	05/93→05/00	➔	06/93→ 08/95		<b>03.0137-0170.2 650170</b>	Ø 164 x 20 + Zub
C 280 (202.028)	142	05/93→05/00	➔	06/93→		<b>03.0137-0170.2 650170</b>	Ø 164 x 20 + Zub
C 36 AMG (202.028)	206	05/94→05/00	➔	→ 08/97		<b>03.0137-0170.2 650170</b>	Ø 164 x 20 + Zub
C 43 AMG (202.033)	225	08/97→05/00	➔	09/97→		<b>03.0137-0170.2 650170</b>	Ø 164 x 20 + Zub
 <b>Seilzug, Feststellbremse</b>							
C 180 (202.018)	89	11/94→05/00	←	⬆️; für Linkslenker; Scheibenbremse	1	<b>24.3727-0423.2 580423</b>	L= 2.554
C 180 (202.018)	90	03/93→05/00	➔	⬆️; für Linkslenker; Scheibenbremse		<b>24.3727-0418.2 580418</b>	L= 960
C 200 (202.020)	100	01/94→05/00	➔	⬆️; für Rechtslenker; Scheibenbremse		<b>24.3727-0418.2 580418</b>	L= 960
C 200 CDI (202.134)	75	03/98→05/00	➔	⬆️; für Linkslenker; Scheibenbremse		<b>24.3727-0419.2 580419</b>	L= 925
C 200 D (202.120)	55	03/93→05/00	➔	⬆️; für Rechtslenker; Scheibenbremse		<b>24.3727-0419.2 580419</b>	L= 925
C 200 D (202.122)	65	10/96→05/00	➔				
C 200 Kompressor (202.025)	132	10/95→05/00	➔				
C 200 Kompressor (202.025)	141	11/96→05/00					
C 220 CDI (202.133)	92	09/97→05/00					
C 220 D (202.021)	55	07/96→05/00					
C 220 D (202.121)	70	08/93→05/00					
C 230 Kompressor (202.024)	142	10/95→05/00					
C 240 (202.026)	125	06/97→05/00					
C 250 Turbo-D (202.128)	110	10/95→05/00					
C 280 (202.029)	145	06/97→05/00					
C 220 (202.022)	110	03/93→05/00	←	⬆️; → 08/96; für Linkslenker; Scheibenbremse	1	<b>24.3727-0423.2 580423</b>	L= 2.554
			➔	⬆️; → 08/96; für Linkslenker; Scheibenbremse		<b>24.3727-0418.2 580418</b>	L= 960
			➔	⬆️; → 08/96; für Rechtslenker; Scheibenbremse		<b>24.3727-0418.2 580418</b>	L= 960
			➔	⬆️; → 08/96; für Rechtslenker; Scheibenbremse		<b>24.3727-0419.2 580419</b>	L= 925
			➔	⬆️; → 08/96; für Linkslenker; Scheibenbremse		<b>24.3727-0419.2 580419</b>	L= 925
C 230 (202.023)	110	06/96→06/97	←	⬆️; 07/96→; für Linkslenker; Scheibenbremse	1	<b>24.3727-0423.2 580423</b>	L= 2.554
			➔	⬆️; 07/96→; für Rechtslenker; Scheibenbremse		<b>24.3727-0418.2 580418</b>	L= 960
			➔	⬆️; 07/96→; für Linkslenker; Scheibenbremse		<b>24.3727-0418.2 580418</b>	L= 960
			➔	⬆️; 07/96→; für Rechtslenker; Scheibenbremse		<b>24.3727-0419.2 580419</b>	L= 925
			➔	⬆️; 07/96→; für Linkslenker; Scheibenbremse		<b>24.3727-0419.2 580419</b>	L= 925
C 250 D (202.125)	83	05/93→05/00	←	⬆️; 06/93→ 08/95; für Linkslenker; Scheibenbremse	1	<b>24.3727-0423.2 580423</b>	L= 2.554
			➔	⬆️; 06/93→ 08/95; für Linkslenker; Scheibenbremse		<b>24.3727-0418.2 580418</b>	L= 960

	kw			 	! #		
<b>MERCEDES-BENZ - C-KLASSE (W202) 03/93→05/00</b>							
 <b>Seilzug, Feststellbremse</b>							
C 250 D (202.125)	83	05/93→05/00	➡	☐; 06/93→08/95; für Rechtslenker; Scheibenbremse		24.3727-0418.2 580418	L= 960
			➡	☐; 06/93→08/95; für Linkslenker; Scheibenbremse		24.3727-0419.2 580419	L= 925
			➡	☐; 06/93→08/95; für Rechtslenker; Scheibenbremse		24.3727-0419.2 580419	L= 925
C 280 (202.028)	142	05/93→05/00	←	☒; 06/93→; für Linkslenker; Scheibenbremse	1	24.3727-0423.2 580423	L= 2.554
			➡	☐; 06/93→; für Rechtslenker; Scheibenbremse		24.3727-0418.2 580418	L= 960
			➡	☐; 06/93→; für Linkslenker; Scheibenbremse		24.3727-0418.2 580418	L= 960
			➡	☐; 06/93→; für Linkslenker; Scheibenbremse		24.3727-0419.2 580419	L= 925
			➡	☐; 06/93→; für Rechtslenker; Scheibenbremse		24.3727-0419.2 580419	L= 925
C 36 AMG (202.028)	206	05/94→05/00	←	☒; → 08/97; für Linkslenker; Scheibenbremse	1	24.3727-0423.2 580423	L= 2.554
			➡	☐; → 08/97; für Rechtslenker; Scheibenbremse		24.3727-0418.2 580418	L= 960
			➡	☐; → 08/97; für Linkslenker; Scheibenbremse		24.3727-0418.2 580418	L= 960
			➡	☐; → 08/97; für Linkslenker; Scheibenbremse		24.3727-0419.2 580419	L= 925
			➡	☐; → 08/97; für Rechtslenker; Scheibenbremse		24.3727-0419.2 580419	L= 925
C 43 AMG (202.033)	225	08/97→05/00	←	☒; 09/97→; für Linkslenker; Scheibenbremse	1	24.3727-0423.2 580423	L= 2.554
			➡	☐; 09/97→; für Rechtslenker; Scheibenbremse		24.3727-0418.2 580418	L= 960
			➡	☐; 09/97→; für Linkslenker; Scheibenbremse		24.3727-0418.2 580418	L= 960
			➡	☐; 09/97→; für Linkslenker; Scheibenbremse		24.3727-0419.2 580419	L= 925
			➡	☐; 09/97→; für Rechtslenker; Scheibenbremse		24.3727-0419.2 580419	L= 925
<b>MERCEDES-BENZ - C-KLASSE (W203) 05/00→08/07</b>							
 <b>Bremsbackensatz, Feststellbremse</b>							
C 180 (203.035)	95	10/00→05/02	➡			03.0137-4013.2 654013	Ø 164 x 20 + Zub
C 180 Kompressor (203.046)	105	05/02→02/07					
C 200 CDI (203.004)	75	02/01→02/07					
C 200 CDI (203.004)	85	09/00→02/07					
C 200 CDI (203.007)	90	04/03→02/07					
C 200 CGI Kompressor (203.043)	125	07/03→02/07					
C 200 Kompressor (203.042)	120	05/02→02/07					
C 220 CDI (203.006)	100	05/00→02/07					
C 220 CDI (203.006)	105	05/00→02/07					
C 230 Kompressor (203.040)	141	02/04→02/07					
C 240 (203.061)	125	05/00→02/07					
C 240 4-matic (203.081)	125	07/02→02/07					
C 270 CDI (203.016)	120	12/00→02/07					
C 270 CDI (203.016)	125	12/00→02/07					
C 30 CDI AMG (203.018)	170	01/03→02/07					
C 320 (203.064)	160	05/00→02/07					
C 320 4-matic (203.084)	160	07/02→02/07					
C 55 AMG (203.076)	270	02/04→02/07					
C 200 Kompressor (203.045)	120	05/00→06/02	➡	→ 05/02		03.0137-4013.2 654013	Ø 164 x 20 + Zub
C 220 CDI (203.008)	110	02/03→02/07	➡	02/04→		03.0137-4013.2 654013	Ø 164 x 20 + Zub
C 230 (203.052)	150	01/05→02/07	➡	06/05→		03.0137-4013.2 654013	Ø 164 x 20 + Zub
C 280 (203.054)	170	01/05→02/07					
C 280 4-matic (203.092)	170	01/05→02/07					
C 350 (203.056)	200	01/05→02/07					
C 350 4-matic (203.087)	200	01/05→02/07					
C 320 CDI (203.020)	165	01/05→02/07	➡	02/05→		03.0137-4013.2 654013	Ø 164 x 20 + Zub
C 32 AMG Kompressor (203.065)	260	02/01→02/07	➡	03/01→		03.0137-4013.2 654013	Ø 164 x 20 + Zub
↓							










**MERCEDES-BENZ - C-KLASSE (W203) 05/00→08/07**
**Zubehörsatz, Feststellbremsbacken**













C 180 (203.035)	95	10/00→05/02						
C 180 Kompressor (203.046)	105	05/02→02/07						
C 200 CDI (203.004)	75	02/01→02/07						
C 200 CDI (203.004)	85	09/00→02/07						
C 200 CDI (203.007)	90	04/03→02/07						
C 200 CGI Kompressor (203.043)	125	07/03→02/07						
C 200 Kompressor (203.042)	120	05/02→02/07						
C 220 CDI (203.006)	100	05/00→02/07						
C 220 CDI (203.006)	105	05/00→02/07						
C 230 Kompressor (203.040)	141	02/04→02/07						
C 240 (203.061)	125	05/00→02/07						
C 240 4-matic (203.081)	125	07/02→02/07						
C 270 CDI (203.016)	120	12/00→02/07						
C 270 CDI (203.016)	125	12/00→02/07						
C 30 CDI AMG (203.018)	170	01/03→02/07						
C 320 (203.064)	160	05/00→02/07						
C 320 4-matic (203.084)	160	07/02→02/07						
C 55 AMG (203.076)	270	02/04→02/07						
C 200 Kompressor (203.045)	120	05/00→06/02		→ 05/02			<b>03.0137-9248.2</b>	<b>669248</b>
C 220 CDI (203.008)	110	02/03→02/07		02/04→			<b>03.0137-9248.2</b>	<b>669248</b>
C 230 (203.052)	150	01/05→02/07		06/05→			<b>03.0137-9248.2</b>	<b>669248</b>
C 280 (203.054)	170	01/05→02/07						
C 280 4-matic (203.092)	170	01/05→02/07						
C 350 (203.056)	200	01/05→02/07						
C 350 4-matic (203.087)	200	01/05→02/07						
C 320 CDI (203.020)	165	01/05→02/07		02/05→			<b>03.0137-9248.2</b>	<b>669248</b>
C 32 AMG Kompressor (203.065)	260	02/01→02/07		03/01→			<b>03.0137-9248.2</b>	<b>669248</b>








**Seilzug, Feststellbremse**








C 180 (203.035)	95	10/00→05/02	←	☒; für Linkslenker; Scheibenbremse	1	<b>24.3727-0429.2</b>	<b>580429</b>	L= 2.735
C 180 Kompressor (203.046)	105	05/02→02/07	→	☐; für Rechtslenker; Scheibenbremse		<b>24.3727-0430.2</b>	<b>580430</b>	L= 925
C 200 CDI (203.004)	75	02/01→02/07	→	☐; für Linkslenker; Scheibenbremse		<b>24.3727-0430.2</b>	<b>580430</b>	L= 925
C 200 CDI (203.004)	85	09/00→02/07	→	☐; für Linkslenker; Scheibenbremse		<b>24.3727-0436.2</b>	<b>580436</b>	L= 900
C 200 CDI (203.007)	90	04/03→02/07	→	☐; für Linkslenker; Scheibenbremse		<b>24.3727-0436.2</b>	<b>580436</b>	L= 900
C 200 CGI Kompressor (203.043)	125	07/03→02/07	→	☐; für Rechtslenker; Scheibenbremse		<b>24.3727-0436.2</b>	<b>580436</b>	L= 900
C 200 Kompressor (203.042)	120	05/02→02/07						
C 220 CDI (203.006)	100	05/00→02/07						
C 220 CDI (203.006)	105	05/00→02/07						
C 230 Kompressor (203.040)	141	02/04→02/07						
C 240 (203.061)	125	05/00→02/07						
C 240 4-matic (203.081)	125	07/02→02/07						
C 270 CDI (203.016)	120	12/00→02/07						
C 270 CDI (203.016)	125	12/00→02/07						
C 30 CDI AMG (203.018)	170	01/03→02/07						
C 320 (203.064)	160	05/00→02/07						
C 320 4-matic (203.084)	160	07/02→02/07						
C 55 AMG (203.076)	270	02/04→02/07						
C 200 Kompressor (203.045)	120	05/00→06/02	←	☒; → 05/02; für Linkslenker; Scheibenbremse	1	<b>24.3727-0429.2</b>	<b>580429</b>	L= 2.735
			→	☐; → 05/02; für Rechtslenker; Scheibenbremse		<b>24.3727-0430.2</b>	<b>580430</b>	L= 925
			→	☐; → 05/02; für Linkslenker; Scheibenbremse		<b>24.3727-0430.2</b>	<b>580430</b>	L= 925
			→	☐; → 05/02; für Linkslenker; Scheibenbremse		<b>24.3727-0436.2</b>	<b>580436</b>	L= 900
			→	☐; → 05/02; für Rechtslenker; Scheibenbremse		<b>24.3727-0436.2</b>	<b>580436</b>	L= 900
C 220 CDI (203.008)	110	02/03→02/07	←	☒; 02/04→; für Linkslenker; Scheibenbremse	1	<b>24.3727-0429.2</b>	<b>580429</b>	L= 2.735
			→	☐; 02/04→; für Rechtslenker; Scheibenbremse		<b>24.3727-0430.2</b>	<b>580430</b>	L= 925
			→	☐; 02/04→; für Linkslenker; Scheibenbremse		<b>24.3727-0430.2</b>	<b>580430</b>	L= 925
			→	☐; 02/04→; für Linkslenker; Scheibenbremse		<b>24.3727-0436.2</b>	<b>580436</b>	L= 900
			→	☐; 02/04→; für Rechtslenker; Scheibenbremse		<b>24.3727-0436.2</b>	<b>580436</b>	L= 900



	kw			 	! #		
<b>MERCEDES-BENZ - C-KLASSE (W204) 01/07→01/14</b>							
<b> Bremsbackensatz, Feststellbremse</b>							
C 200 CGI (204.048)	135	01/07→01/14	➡	04/09→		<b>03.0137-4005.2 654005</b>	Ø 164 x 25 + Zub
C 300 4-matic (204.081)	170	07/07→01/14					
C 180 Kompressor (204.046)	115	01/07→01/14	➡	03/07→		<b>03.0137-4005.2 654005</b>	Ø 164 x 25 + Zub
C 200 CDI (204.007, 204.006)	100	01/07→12/10					
C 200 Kompressor (204.041)	135	01/07→01/14					
C 220 CDI (204.008)	120	01/07→11/08					
C 220 CDI (204.008)	125	01/07→11/08					
C 230 (204.052)	150	01/07→01/14					
C 280 (204.054)	170	01/07→01/14					
C 320 CDI (204.022)	165	01/07→01/14					
C 350 (204.056)	200	01/07→01/14					
C 250 CDI (204.003)	150	08/08→01/14	➡	10/08→		<b>03.0137-4005.2 654005</b>	Ø 164 x 25 + Zub
<b> Seilzug, Feststellbremse</b>							
C 180 CDI (204.000)	88	01/11→01/14	←	⬆️; für Linkslenker; Scheibenbremse	1	<b>24.3727-0465.2 580465</b>	L= 2.057
C 180 Kompressor (204.044, 204.045)	115	01/08→01/14	➡	⬇️; für Linkslenker; Scheibenbremse	2	<b>24.3727-0467.2 580467</b>	L= 728
C 200 (204.048)	137	05/11→01/14	➡	⬇️; für Rechtslenker; Scheibenbremse	2	<b>24.3727-0467.2 580467</b>	L= 728
C 200 CDI (204.001)	100	01/11→01/14					
C 220 CDI (204.002)	120	10/08→01/14	➡	⬇️; für Linkslenker; Scheibenbremse	1	<b>24.3727-0470.2 580470</b>	L= 1.152
C 220 CDI (204.002)	125	12/08→01/14					
C 220 CDI 4-matic (204.084)	125	02/13→01/14	➡	⬇️; für Rechtslenker; Scheibenbremse	1	<b>24.3727-0470.2 580470</b>	L= 1.152
C 230 4-matic (204.085)	150	07/07→01/14					
C 250 CDI 4-matic (204.082)	150	01/11→01/14					
C 250 CGI (204.047)	150	07/09→01/14					
C 280 4-matic (204.081)	170	07/07→01/14					
C 300 (204.054)	170	07/09→01/14					
C 300 (204.055)	185	02/11→01/14					
C 300 4-matic (204.080)	185	02/11→01/14					
C 300 CDI 4-matic (204.092)	170	01/11→01/14					
C 320 CDI 4-matic (204.089)	165	07/07→01/14					
C 350 (204.057)	225	01/11→01/14					
C 350 4-matic (204.087)	200	07/07→01/14					
C 350 4-matic (204.088)	225	01/11→01/14					
C 350 CDI (204.022)	165	07/09→01/14					
C 350 CDI (204.023)	195	06/11→01/14					
C 350 CDI (204.025)	170	10/09→01/14					
C 350 CDI 4-matic (204.089)	165	07/09→01/14					
C 350 CDI 4-matic (204.092)	170	10/09→01/14					
C 350 CGI (204.065)	215	09/08→01/14					
C 63 AMG	382	07/10→01/14					
C 63 AMG (204.077)	336	02/08→01/14					
C 63 AMG (204.077)	358	02/08→01/14					
C 63 AMG (204.077)	373	02/08→01/14					
C 180 CGI (204.031)	115	01/08→01/14	←	⬆️; 04/09→; für Linkslenker; Scheibenbremse	1	<b>24.3727-0465.2 580465</b>	L= 2.057
C 180 CGI (204.049)	115	01/07→01/14					
C 200 CGI (204.048)	135	01/07→01/14	➡	⬇️; 04/09→; für Linkslenker; Scheibenbremse	2	<b>24.3727-0467.2 580467</b>	L= 728
C 300 4-matic (204.081)	170	07/07→01/14					
			➡	⬇️; 04/09→; für Rechtslenker; Scheibenbremse	2	<b>24.3727-0467.2 580467</b>	L= 728
			➡	⬇️; 04/09→; für Linkslenker; Scheibenbremse	1	<b>24.3727-0470.2 580470</b>	L= 1.152
			➡	⬇️; 04/09→; für Rechtslenker; Scheibenbremse	1	<b>24.3727-0470.2 580470</b>	L= 1.152
C 180 Kompressor (204.046)	115	01/07→01/14	←	⬆️; 03/07→; für Linkslenker; Scheibenbremse	1	<b>24.3727-0465.2 580465</b>	L= 2.057
C 200 CDI (204.007, 204.006)	100	01/07→12/10	➡	⬇️; 03/07→; für Linkslenker; Scheibenbremse	2	<b>24.3727-0467.2 580467</b>	L= 728
C 200 Kompressor (204.041)	135	01/07→01/14	➡	⬇️; 03/07→; für Rechtslenker; Scheibenbremse	2	<b>24.3727-0467.2 580467</b>	L= 728
C 220 CDI (204.008)	120	01/07→11/08					
C 220 CDI (204.008)	125	01/07→11/08	➡	⬇️; 03/07→; für Rechtslenker; Scheibenbremse	1	<b>24.3727-0470.2 580470</b>	L= 1.152
C 230 (204.052)	150	01/07→01/14					
C 280 (204.054)	170	01/07→01/14	➡	⬇️; 03/07→; für Linkslenker; Scheibenbremse	1	<b>24.3727-0470.2 580470</b>	L= 1.152
C 320 CDI (204.022)	165	01/07→01/14					
C 350 (204.056)	200	01/07→01/14					
C 250 CDI (204.003)	150	08/08→01/14	←	⬆️; 10/08→; für Linkslenker; Scheibenbremse	1	<b>24.3727-0465.2 580465</b>	L= 2.057
			➡	⬇️; 10/08→; für Linkslenker; Scheibenbremse	2	<b>24.3727-0467.2 580467</b>	L= 728
↓							











	kW					! #		
<b>MERCEDES-BENZ - C-KLASSE (W204) 01/07→01/14</b>								
 <b>Seilzug, Feststellbremse</b>								
C 250 CDI (204.003)	150	08/08→01/14	➔	⏏; 10/08→; für Rechtslenker; Scheibenbremse	2	24.3727-0467.2	580467	L= 728
			➔	⏏; 10/08→; für Linkslenker; Scheibenbremse	1	24.3727-0470.2	580470	L= 1.152
			➔	⏏; 10/08→; für Rechtslenker; Scheibenbremse	1	24.3727-0470.2	580470	L= 1.152
<b>MERCEDES-BENZ - C-KLASSE Coupe (C204) 01/11→</b>								
 <b>Bremsbackensatz, Feststellbremse</b>								
C 180 (204.331)	115	01/13→				03.0137-4005.2	654005	Ø 164 x 25 + Zub
C 180 (204.349)	115	06/11→						
C 200 CGI (204.348)	135	06/11→						
C 220 CDI (204.302)	120	06/11→						
C 220 CDI (204.302)	125	06/11→						
C 250 (204.347)	150	06/11→						
C 250 CDI (204.303)	150	06/11→						
C 350 (204.357)	225	06/11→						
C 350 4-matic	225	09/13→						
C 63 AMG (204.377)	336	06/11→						
C 63 AMG (204.377)	358	01/12→						
C 63 AMG (204.377)	373	11/12→						
C 63 AMG (204.377)	380	01/12→				03.0137-4007.2	654007	Ø 180 x 25 - HEB / + Zub
 <b>Seilzug, Feststellbremse</b>								
C 180 (204.331)	115	01/13→		⏏; für Rechtslenker	1	24.3727-0470.2	580470	L= 1.152
C 180 (204.349)	115	06/11→		⏏; für Linkslenker; Scheibenbremse	1	24.3727-0470.2	580470	L= 1.152
C 200 CGI (204.348)	135	06/11→	➔	⏏; für Linkslenker; Scheibenbremse	1	24.3727-0465.2	580465	L= 2.057
C 220 CDI (204.302)	120	06/11→	➔	⏏; für Linkslenker; Scheibenbremse	2	24.3727-0467.2	580467	L= 728
C 220 CDI (204.302)	125	06/11→	➔	⏏; für Rechtslenker	2	24.3727-0467.2	580467	L= 728
C 250 (204.347)	150	06/11→						
C 250 CDI (204.303)	150	06/11→						
C 350 (204.357)	225	06/11→						
C 350 4-matic	225	09/13→						
C 63 AMG (204.377)	336	06/11→						
C 63 AMG (204.377)	358	01/12→						
C 63 AMG (204.377)	373	11/12→						
C 63 AMG (204.377)	380	01/12→		⏏; für Linkslenker; Scheibenbremse	1	24.3727-0470.2	580470	L= 1.152
				⏏; für Rechtslenker; Scheibenbremse	1	24.3727-0470.2	580470	L= 1.152
			➔	⏏; für Linkslenker; Scheibenbremse	1	24.3727-0465.2	580465	L= 2.057
			➔	⏏; für Linkslenker; Scheibenbremse	2	24.3727-0478.2	580478	L= 743
			➔	⏏; für Rechtslenker; Scheibenbremse	2	24.3727-0478.2	580478	L= 743
<b>MERCEDES-BENZ - C-KLASSE Kombi (S202) 06/96→03/01</b>								
 <b>Bremsbackensatz, Feststellbremse</b>								
C 180 T (202.078)	90	06/96→09/00	➔			03.0137-0170.2	650170	Ø 164 x 20 + Zub
C 180 T (202.081)	95	09/00→03/01						
C 200 T (202.080)	100	06/96→03/01						
C 200 T CDI (202.194)	75	03/98→03/01						
C 200 T D (202.180)	65	10/96→03/01						
C 200 T Kompressor (202.082)	141	11/96→03/01						
C 200 T Kompressor (202.087)	120	09/00→03/01						
C 220 T CDI (202.193)	92	09/97→03/01						
C 220 T D (202.182)	55	06/96→03/01						
C 220 T D (202.182)	70	06/96→09/98						
C 230 T Kompressor (202.085)	142	06/97→09/00						
C 240 T (202.086)	125	06/97→09/00						
C 240 T (202.088)	125	09/00→03/01						
C 250 T Turbo-D (202.188)	110	06/96→03/01						
C 280 T (202.089)	145	06/97→03/01						
C 230 T (202.083)	110	06/96→06/98	➔	→ 06/97		03.0137-0170.2	650170	Ø 164 x 20 + Zub
C 43 AMG (202.093)	225	08/97→03/01	➔	09/97→		03.0137-0170.2	650170	Ø 164 x 20 + Zub
 <b>Seilzug, Feststellbremse</b>								
C 180 T (202.078)	90	06/96→09/00	➔	⏏; für Linkslenker; Scheibenbremse	1	24.3727-0423.2	580423	L= 2.554
C 180 T (202.081)	95	09/00→03/01						
C 200 T (202.080)	100	06/96→03/01	➔	⏏; für Linkslenker; Scheibenbremse		24.3727-0418.2	580418	L= 960
C 200 T CDI (202.194)	75	03/98→03/01	➔	⏏; für Rechtslenker; Scheibenbremse		24.3727-0418.2	580418	L= 960
C 200 T D (202.180)	65	10/96→03/01	➔	⏏; für Linkslenker; Scheibenbremse		24.3727-0419.2	580419	L= 925
C 200 T Kompressor (202.082)	141	11/96→03/01	➔	⏏; für Rechtslenker; Scheibenbremse		24.3727-0419.2	580419	L= 925










	kW			 	! #		
<b>MERCEDES-BENZ - C-KLASSE Kombi (S202) 06/96→03/01</b>							
<b>Seilzug, Feststellbremse</b>							
C 200 T Kompressor (202.087)	120	09/00→03/01	←	↑; für Linkslenker; Scheibenbremse	1	24.3727-0423.2 580423	L= 2.554
C 220 T CDI (202.193)	92	09/97→03/01	→	□; für Linkslenker; Scheibenbremse		24.3727-0418.2 580418	L= 960
C 220 T D (202.182)	55	06/96→03/01	→	□; für Rechtslenker; Scheibenbremse		24.3727-0418.2 580418	L= 960
C 220 T D (202.182)	70	06/96→09/98					
C 230 T Kompressor (202.085)	142	06/97→09/00	→	□; für Linkslenker; Scheibenbremse		24.3727-0419.2 580419	L= 925
C 240 T (202.086)	125	06/97→09/00	→	□; für Rechtslenker; Scheibenbremse		24.3727-0419.2 580419	L= 925
C 240 T (202.088)	125	09/00→03/01					
C 250 T Turbo-D (202.188)	110	06/96→03/01					
C 280 T (202.089)	145	06/97→03/01					
C 230 T (202.083)	110	06/96→06/98	←	↑; → 06/97; für Linkslenker; Scheibenbremse	1	24.3727-0423.2 580423	L= 2.554
			→	□; → 06/97; für Rechtslenker; Scheibenbremse		24.3727-0418.2 580418	L= 960
			→	□; → 06/97; für Linkslenker; Scheibenbremse		24.3727-0418.2 580418	L= 960
			→	□; → 06/97; für Linkslenker; Scheibenbremse		24.3727-0419.2 580419	L= 925
			→	□; → 06/97; für Rechtslenker; Scheibenbremse		24.3727-0419.2 580419	L= 925
C 43 AMG (202.093)	225	08/97→03/01	←	↑; 09/97→; für Linkslenker; Scheibenbremse	1	24.3727-0423.2 580423	L= 2.554
			→	□; 09/97→; für Rechtslenker; Scheibenbremse		24.3727-0418.2 580418	L= 960
			→	□; 09/97→; für Linkslenker; Scheibenbremse		24.3727-0418.2 580418	L= 960
			→	□; 09/97→; für Linkslenker; Scheibenbremse		24.3727-0419.2 580419	L= 925
			→	□; 09/97→; für Rechtslenker; Scheibenbremse		24.3727-0419.2 580419	L= 925
<b>MERCEDES-BENZ - C-KLASSE Kombi (S203) 03/01→08/07</b>							
<b>Bremsbackensatz, Feststellbremse</b>							
C 180 (203.235)	95	03/01→05/02	→			03.0137-4013.2 654013	Ø 164 x 20 + Zub
C 180 Kompressor (203.246)	105	05/02→08/07					
C 200 CDI (203.204, 203.207)	75	03/01→08/07					
C 200 CDI (203.204)	85	03/01→08/07					
C 200 CDI (203.207)	90	04/03→08/07					
C 200 CGI Kompressor (203.243)	125	07/03→08/07					
C 200 Kompressor (203.242)	120	05/02→08/07					
C 220 CDI (203.206)	105	03/01→08/07					
C 220 CDI (203.208)	100	08/06→08/07					
C 220 CDI (203.208)	110	02/04→08/07					
C 230 Kompressor (203.240)	141	02/04→08/07					
C 240 (203.261)	125	03/01→08/07					
C 240 4-matic (203.281)	125	07/02→08/07					
C 270 CDI (203.216)	120	03/01→08/07					
C 270 CDI (203.216)	125	03/01→08/07					
C 30 CDI AMG (203.218)	170	01/03→08/07					
C 320 (203.264)	160	03/01→08/07					
C 320 4-matic (203.284)	160	07/02→08/07					
C 320 CDI (203.220)	165	06/05→08/07					
C 32 AMG Kompressor (203.265)	260	03/01→08/07					
C 55 AMG (203.276)	270	02/04→08/07					
C 200 Kompressor (203.245)	120	03/01→05/02	→	→ 04/02		03.0137-4013.2 654013	Ø 164 x 20 + Zub
C 230 (203.252)	150	01/05→08/07	→	06/05→		03.0137-4013.2 654013	Ø 164 x 20 + Zub
C 280 (203.254)	170	01/05→08/07					
C 280 4-matic (203.292)	170	01/05→08/07					
C 350 (203.256)	200	01/05→08/07					
C 350 4-matic (203.287)	200	01/05→08/07					
<b>Zubehörsatz, Feststellbremsbacken</b>							
C 180 (203.235)	95	03/01→05/02	→			03.0137-9248.2 669248	
C 180 Kompressor (203.246)	105	05/02→08/07					
C 200 CDI (203.204, 203.207)	75	03/01→08/07					
C 200 CDI (203.204)	85	03/01→08/07					
C 200 CDI (203.207)	90	04/03→08/07					










	kw					! #		
<b>MERCEDES-BENZ - C-KLASSE Kombi (S203) 03/01→08/07</b>								
<b>Zubehörsatz, Feststellbremsbacken</b>								
C 200 CGI Kompressor (203.243)	125	07/03→08/07	➔				03.0137-9248.2	669248
C 200 Kompressor (203.242)	120	05/02→08/07						
C 220 CDI (203.206)	105	03/01→08/07						
C 220 CDI (203.208)	100	08/06→08/07						
C 220 CDI (203.208)	110	02/04→08/07						
C 230 Kompressor (203.240)	141	02/04→08/07						
C 240 (203.261)	125	03/01→08/07						
C 240 4-matic (203.281)	125	07/02→08/07						
C 270 CDI (203.216)	120	03/01→08/07						
C 270 CDI (203.216)	125	03/01→08/07						
C 30 CDI AMG (203.218)	170	01/03→08/07						
C 320 (203.264)	160	03/01→08/07						
C 320 4-matic (203.284)	160	07/02→08/07						
C 320 CDI (203.220)	165	06/05→08/07						
C 32 AMG Kompressor (203.265)	260	03/01→08/07						
C 55 AMG (203.276)	270	02/04→08/07						
C 200 Kompressor (203.245)	120	03/01→05/02	➔	→ 04/02			03.0137-9248.2	669248
C 230 (203.252)	150	01/05→08/07	➔	06/05→			03.0137-9248.2	669248
C 280 (203.254)	170	01/05→08/07						
C 280 4-matic (203.292)	170	01/05→08/07						
C 350 (203.256)	200	01/05→08/07						
C 350 4-matic (203.287)	200	01/05→08/07						
<b>Seilzug, Feststellbremse</b>								
C 180 (203.235)	95	03/01→05/02	←	☒; für Linkslenker; Scheibenbremse	1	24.3727-0429.2	580429	L= 2.735
C 180 Kompressor (203.246)	105	05/02→08/07	➔	☐; für Rechtslenker; Scheibenbremse		24.3727-0430.2	580430	L= 925
C 200 CDI (203.204, 203.207)	75	03/01→08/07	➔	☐; für Linkslenker; Scheibenbremse		24.3727-0430.2	580430	L= 925
C 200 CDI (203.204)	85	03/01→08/07	➔	☒; für Linkslenker; Scheibenbremse		24.3727-0436.2	580436	L= 900
C 200 CDI (203.207)	90	04/03→08/07	➔					
C 200 CGI Kompressor (203.243)	125	07/03→08/07	➔	☒; für Rechtslenker; Scheibenbremse		24.3727-0436.2	580436	L= 900
C 200 Kompressor (203.242)	120	05/02→08/07						
C 220 CDI (203.206)	105	03/01→08/07						
C 220 CDI (203.208)	100	08/06→08/07						
C 220 CDI (203.208)	110	02/04→08/07						
C 230 Kompressor (203.240)	141	02/04→08/07						
C 240 (203.261)	125	03/01→08/07						
C 240 4-matic (203.281)	125	07/02→08/07						
C 270 CDI (203.216)	120	03/01→08/07						
C 270 CDI (203.216)	125	03/01→08/07						
C 30 CDI AMG (203.218)	170	01/03→08/07						
C 320 (203.264)	160	03/01→08/07						
C 320 4-matic (203.284)	160	07/02→08/07						
C 320 CDI (203.220)	165	06/05→08/07						
C 32 AMG Kompressor (203.265)	260	03/01→08/07						
C 55 AMG (203.276)	270	02/04→08/07						
C 200 Kompressor (203.245)	120	03/01→05/02	←	☒; → 04/02; für Linkslenker; Scheibenbremse	1	24.3727-0429.2	580429	L= 2.735
			➔	☐; → 04/02; für Linkslenker; Scheibenbremse		24.3727-0430.2	580430	L= 925
			➔	☐; → 04/02; für Rechtslenker; Scheibenbremse		24.3727-0430.2	580430	L= 925
			➔	☒; → 04/02; für Rechtslenker; Scheibenbremse		24.3727-0436.2	580436	L= 900
			➔	☒; → 04/02; für Linkslenker; Scheibenbremse		24.3727-0436.2	580436	L= 900
C 230 (203.252)	150	01/05→08/07	←	☒; 06/05→; für Linkslenker; Scheibenbremse	1	24.3727-0429.2	580429	L= 2.735
C 280 (203.254)	170	01/05→08/07						
C 350 (203.256)	200	01/05→08/07	➔	☐; 06/05→; für Rechtslenker; Scheibenbremse		24.3727-0430.2	580430	L= 925
C 350 4-matic (203.287)	200	01/05→08/07	➔	☐; 06/05→; für Linkslenker; Scheibenbremse		24.3727-0430.2	580430	L= 925
			➔	☒; 06/05→; für Rechtslenker; Scheibenbremse		24.3727-0436.2	580436	L= 900
			➔	☒; 06/05→; für Linkslenker; Scheibenbremse		24.3727-0436.2	580436	L= 900
C 280 4-matic (203.292)	170	01/05→08/07	←	☒; 06/05→; für Linkslenker; Scheibenbremse	1	24.3727-0429.2	580429	L= 2.735












	kw			 	! #		
<b>MERCEDES-BENZ - C-KLASSE Kombi (S203) 03/01→08/07</b>							
 <b>Seilzug, Feststellbremse</b>							
C 280 4-matic (203.292)	170	01/05→08/07	➔	☐; 06/05→; für Linkslenker; Scheibenbremse		24.3727-0430.2 580430	L= 925
			➔	☐; 06/05→; für Linkslenker; Scheibenbremse		24.3727-0436.2 580436	L= 900
<b>MERCEDES-BENZ - C-KLASSE Kombi (S204) 08/07→08/14</b>							
 <b>Bremsbackensatz, Feststellbremse</b>							
C 180 (204.231)	115	02/12→08/14	➔			03.0137-4005.2 654005	Ø 164 x 25 + Zub
C 180 CDI (204.200)	88	01/11→08/14					
C 180 CGI (204.249)	115	11/09→08/14					
C 180 Kompressor (204.245)	115	01/08→08/14					
C 200 CDI (204.201)	100	08/10→08/14					
C 220 CDI (204.202)	120	12/08→08/14					
C 220 CDI (204.202)	125	12/08→08/14					
C 220 CDI 4-matic (204.284)	125	02/13→08/14					
C 250 CDI 4-matic (204.282)	150	04/10→08/14					
C 250 CGI (204.247)	150	07/09→08/14					
C 300 (204.254)	170	08/07→08/14					
C 350 CDI	165	08/07→08/14					
C 350 CDI (204.223)	195	06/11→08/14					
C 350 CDI (204.225)	170	10/09→08/14					
C 350 CDI 4-matic (204.292)	170	10/09→08/14					
C 350 CGI (204.257)	225	06/11→08/14					
C 63 AMG	373	06/13→08/14					
C 63 AMG	382	07/10→08/14					
C 63 AMG (204.277)	336	02/08→08/14					
C 63 AMG (204.277)	358	01/12→08/14					
C 180 Kompressor (204.246)	115	08/07→08/14	➔	09/07→		03.0137-4005.2 654005	Ø 164 x 25 + Zub
C 200 CDI (204.207)	100	08/07→12/11					
C 200 Kompressor (204.241)	135	08/07→08/14					
C 220 CDI (204.208)	125	08/07→11/08					
C 230 (204.252)	150	08/07→08/14					
C 280 (204.254)	170	08/07→08/14					
C 320 CDI (204.222)	165	08/07→08/14					
C 320 CDI 4-matic (204.289)	165	08/07→08/14					
C 350 (204.256)	200	08/07→08/14					
C 200 CGI (204.248)	135	08/07→08/14	➔	04/09→		03.0137-4005.2 654005	Ø 164 x 25 + Zub
C 250 CDI (204.203)	150	01/09→08/14					
C 220 CDI (204.208)	120	08/07→11/08	➔			03.0137-4005.2 654005	Ø 164 x 25 + Zub
			➔	09/07→		03.0137-4005.2 654005	Ø 164 x 25 + Zub
 <b>Seilzug, Feststellbremse</b>							
C 180 (204.231)	115	02/12→08/14		☐; für Linkslenker; Scheibenbremse	1	24.3727-0470.2 580470	L= 1.152
C 180 CGI (204.249)	115	11/09→08/14	←	☐; für Linkslenker; Scheibenbremse	1	24.3727-0465.2 580465	L= 2.057
C 180 Kompressor (204.245)	115	01/08→08/14	➔	☐; für Linkslenker; Scheibenbremse	2	24.3727-0467.2 580467	L= 728
C 200 CDI (204.201)	100	08/10→08/14	➔	☐; für Rechtslenker; Scheibenbremse	2	24.3727-0467.2 580467	L= 728
C 220 CDI (204.202)	120	12/08→08/14	➔	☐; für Rechtslenker; Scheibenbremse	1	24.3727-0470.2 580470	L= 1.152
C 220 CDI (204.202)	125	12/08→08/14	➔	☐; für Rechtslenker; Scheibenbremse			
C 220 CDI 4-matic (204.284)	125	02/13→08/14					
C 250 CDI 4-matic (204.282)	150	04/10→08/14					
C 250 CGI (204.247)	150	07/09→08/14					
C 300 (204.254)	170	08/07→08/14					
C 350 CDI	165	08/07→08/14					
C 350 CDI (204.223)	195	06/11→08/14					
C 350 CDI (204.225)	170	10/09→08/14					
C 350 CDI 4-matic (204.292)	170	10/09→08/14					
C 350 CGI (204.257)	225	06/11→08/14					
C 63 AMG	373	06/13→08/14					
C 63 AMG	382	07/10→08/14					
C 63 AMG (204.277)	336	02/08→08/14					
C 63 AMG (204.277)	358	01/12→08/14					
C 180 CDI (204.200)	88	01/11→08/14		☐; für Linkslenker; Scheibenbremse	1	24.3727-0470.2 580470	L= 1.152
			←	☐; für Linkslenker; Scheibenbremse	1	24.3727-0465.2 580465	L= 2.057
			➔	☐; für Linkslenker; Scheibenbremse	2	24.3727-0467.2 580467	L= 728
C 180 Kompressor (204.246)	115	08/07→08/14		☐; 09/07→; für Linkslenker; Scheibenbremse	1	24.3727-0470.2 580470	L= 1.152
C 200 CDI (204.207)	100	08/07→12/11					
↓							

	kW			 	! #		
<b>MERCEDES-BENZ - C-KLASSE Kombi (S204) 08/07→08/14</b>							
 <b>Seilzug, Feststellbremse</b>							
C 200 Kompressor (204.241)	135	08/07→08/14	←	↑; 09/07→; für Linkslenker; Scheibenbremse	1	24.3727-0465.2 580465	L= 2.057
C 220 CDI (204.208)	125	08/07→11/08	→	↓; 09/07→; für Rechtslenker; Scheibenbremse	2	24.3727-0467.2 580467	L= 728
C 230 (204.252)	150	08/07→08/14	→	↓; 09/07→; für Linkslenker; Scheibenbremse	2	24.3727-0467.2 580467	L= 728
C 280 (204.254)	170	08/07→08/14	→	↓; 09/07→; für Rechtslenker; Scheibenbremse	1	24.3727-0470.2 580470	L= 1.152
C 320 CDI (204.222)	165	08/07→08/14	→	↓; 09/07→; für Rechtslenker; Scheibenbremse	1	24.3727-0470.2 580470	L= 1.152
C 320 CDI 4-matic (204.289)	165	08/07→08/14	→	↓; 09/07→; für Rechtslenker; Scheibenbremse	1	24.3727-0470.2 580470	L= 1.152
C 350 (204.256)	200	08/07→08/14	→	↓; 09/07→; für Rechtslenker; Scheibenbremse	1	24.3727-0470.2 580470	L= 1.152
C 200 CGI (204.248)	135	08/07→08/14	→	↓; 09/07→; für Rechtslenker; Scheibenbremse	1	24.3727-0470.2 580470	L= 1.152
C 250 CDI (204.203)	150	01/09→08/14	←	↑; 04/09→; für Linkslenker; Scheibenbremse	1	24.3727-0465.2 580465	L= 2.057
			→	↓; 04/09→; für Linkslenker; Scheibenbremse	2	24.3727-0467.2 580467	L= 728
			→	↓; 04/09→; für Rechtslenker; Scheibenbremse	2	24.3727-0467.2 580467	L= 728
			→	↓; 04/09→; für Rechtslenker; Scheibenbremse	1	24.3727-0470.2 580470	L= 1.152
C 220 CDI (204.208)	120	08/07→11/08	→	↓; 09/07→; für Linkslenker; Scheibenbremse	1	24.3727-0470.2 580470	L= 1.152
			→	↓; für Linkslenker; Scheibenbremse	1	24.3727-0470.2 580470	L= 1.152
			←	↑; für Linkslenker; Scheibenbremse	1	24.3727-0465.2 580465	L= 2.057
			←	↑; 09/07→; für Linkslenker; Scheibenbremse	1	24.3727-0465.2 580465	L= 2.057
			→	↓; für Linkslenker; Scheibenbremse	2	24.3727-0467.2 580467	L= 728
			→	↓; 09/07→; für Rechtslenker; Scheibenbremse	2	24.3727-0467.2 580467	L= 728
			→	↓; 09/07→; für Linkslenker; Scheibenbremse	2	24.3727-0467.2 580467	L= 728
			→	↓; für Rechtslenker; Scheibenbremse	2	24.3727-0467.2 580467	L= 728
			→	↓; für Rechtslenker; Scheibenbremse	1	24.3727-0470.2 580470	L= 1.152
			→	↓; 09/07→; für Rechtslenker; Scheibenbremse	1	24.3727-0470.2 580470	L= 1.152
<b>MERCEDES-BENZ - C-KLASSE Sportcoupe (CL203) 03/01→06/11</b>							
 <b>Bremsbackensatz, Feststellbremse</b>							
C 160 Kompressor (203.730)	90	05/02→05/08	→	04/05→		03.0137-4013.2 654013	Ø 164 x 20 + Zub
C 180 (203.735)	95	03/01→05/02	→			03.0137-4013.2 654013	Ø 164 x 20 + Zub
C 180 Kompressor (203.746)	105	05/02→05/08	→				
C 200 Kompressor (203.742)	120	05/02→05/08	→				
C 200 Kompressor (203.745)	120	03/01→05/02	→				
C 220	120	05/02→05/08	→				
C 220 CDI	100	03/01→01/04	→				
C 220 CDI (203.706)	105	03/01→01/04	→				
C 220 CDI (203.708)	110	02/04→05/08	→				
C 230 Kompressor (203.740)	141	05/02→05/08	→				
C 230 Kompressor (203.747)	145	03/01→05/02	→				
C 30 CDI AMG (203.718)	170	09/02→05/08	→				
C 320 (203.764)	160	09/02→05/08	→				
C 200 CDI (203.707)	90	03/03→05/08	→	07/03→		03.0137-4013.2 654013	Ø 164 x 20 + Zub
C 200 CGI Kompressor (203.743)	125	03/03→05/08	→				
C 230 (203.752)	150	01/05→05/08	→	06/05→		03.0137-4013.2 654013	Ø 164 x 20 + Zub
C 350 (203.756)	200	01/05→05/08	→				
<b>Zubehörsatz, Feststellbremsbacken</b>							
C 160 Kompressor (203.730)	90	05/02→05/08	→	04/05→		03.0137-9248.2 669248	
C 180 (203.735)	95	03/01→05/02	→			03.0137-9248.2 669248	
C 180 Kompressor (203.746)	105	05/02→05/08	→				
C 200 Kompressor (203.742)	120	05/02→05/08	→				
C 200 Kompressor (203.745)	120	03/01→05/02	→				
C 220	120	05/02→05/08	→				
C 220 CDI	100	03/01→01/04	→				
↓							

	kW			 	! #		
<b>MERCEDES-BENZ - C-KLASSE Sportcoupe (CL203) 03/01→06/11</b>							
<b>Zubehörsatz, Feststellbremsbacken</b>							
C 220 CDI (203.706)	105	03/01→01/04	➔			03.0137-9248.2	669248
C 220 CDI (203.708)	110	02/04→05/08					
C 230 Kompressor (203.740)	141	05/02→05/08					
C 230 Kompressor (203.747)	145	03/01→05/02					
C 30 CDI AMG (203.718)	170	09/02→05/08					
C 320 (203.764)	160	09/02→05/08					
C 200 CDI (203.707)	90	03/03→05/08	➔	07/03→		03.0137-9248.2	669248
C 200 CGI Kompressor (203.743)	125	03/03→05/08					
C 230 (203.752)	150	01/05→05/08	➔	06/05→		03.0137-9248.2	669248
C 350 (203.756)	200	01/05→05/08					
<b> Seilzug, Feststellbremse</b>							
C 160 Kompressor (203.730)	90	05/02→05/08	←	⬆; 04/05→; für Linkslenker; Scheibenbremse	1	24.3727-0429.2	580429 L= 2.735
			➔	⬇; 04/05→; für Rechtslenker; Scheibenbremse		24.3727-0430.2	580430 L= 925
			➔	⬇; 04/05→; für Linkslenker; Scheibenbremse		24.3727-0430.2	580430 L= 925
			➔	⬇; 04/05→; für Linkslenker; Scheibenbremse		24.3727-0436.2	580436 L= 900
			➔	⬇; 04/05→; für Rechtslenker; Scheibenbremse		24.3727-0436.2	580436 L= 900
C 180 (203.735)	95	03/01→05/02	←	⬆; für Linkslenker; Scheibenbremse	1	24.3727-0429.2	580429 L= 2.735
C 180 Kompressor (203.746)	105	05/02→05/08	➔	⬇; für Rechtslenker; Scheibenbremse		24.3727-0430.2	580430 L= 925
C 200 Kompressor (203.742)	120	05/02→05/08	➔	⬇; für Linkslenker; Scheibenbremse		24.3727-0430.2	580430 L= 925
C 200 Kompressor (203.745)	120	03/01→05/02	➔	⬇; für Linkslenker; Scheibenbremse		24.3727-0436.2	580436 L= 900
C 220	120	05/02→05/08	➔	⬇; für Rechtslenker; Scheibenbremse		24.3727-0436.2	580436 L= 900
C 220 CDI	100	03/01→01/04					
C 220 CDI (203.706)	105	03/01→01/04					
C 220 CDI (203.708)	110	02/04→05/08					
C 230 Kompressor (203.740)	141	05/02→05/08					
C 230 Kompressor (203.747)	145	03/01→05/02					
C 30 CDI AMG (203.718)	170	09/02→05/08					
C 320 (203.764)	160	09/02→05/08					
C 200 CDI (203.707)	90	03/03→05/08	←	⬆; 07/03→; für Linkslenker; Scheibenbremse	1	24.3727-0429.2	580429 L= 2.735
C 200 CGI Kompressor (203.743)	125	03/03→05/08	➔	⬇; 07/03→; für Linkslenker; Scheibenbremse		24.3727-0430.2	580430 L= 925
			➔	⬇; 07/03→; für Rechtslenker; Scheibenbremse		24.3727-0430.2	580430 L= 925
			➔	⬇; 07/03→; für Rechtslenker; Scheibenbremse		24.3727-0436.2	580436 L= 900
			➔	⬇; 07/03→; für Linkslenker; Scheibenbremse		24.3727-0436.2	580436 L= 900
C 230 (203.752)	150	01/05→05/08	←	⬆; 06/05→; für Linkslenker; Scheibenbremse	1	24.3727-0429.2	580429 L= 2.735
C 350 (203.756)	200	01/05→05/08	➔	⬇; 06/05→; für Rechtslenker; Scheibenbremse		24.3727-0430.2	580430 L= 925
			➔	⬇; 06/05→; für Linkslenker; Scheibenbremse		24.3727-0430.2	580430 L= 925
			➔	⬇; 06/05→; für Rechtslenker; Scheibenbremse		24.3727-0436.2	580436 L= 900
			➔	⬇; 06/05→; für Linkslenker; Scheibenbremse		24.3727-0436.2	580436 L= 900
<b>MERCEDES-BENZ - CLC-KLASSE (CL203) 05/08→06/11</b>							
<b> Bremsbackensatz, Feststellbremse</b>							
CLC 160 (203.731)	95	02/09→06/11	➔	→ 10/10		03.0137-4013.2	654013 Ø 164 x 20 + Zub
CLC 180 Kompressor (203.746)	105	05/08→06/11					
CLC 200 CDI (203.707)	90	05/08→06/11					
CLC 200 Kompressor (203.741)	135	05/08→06/11					
CLC 220 CDI (203.708)	110	05/08→06/11					
CLC 230 (203.752)	150	05/08→06/11					
CLC 350 (203.756)	200	05/08→06/11					
↓							


	kW					! #		
<b>MERCEDES-BENZ - CLC-KLASSE (CL203) 05/08→06/11</b>								
<b>Zubehörsatz, Feststellbremsbacken</b>								
CLC 160 (203.731)	95	02/09→06/11	➔	→ 10/10			03.0137-9248.2	669248
CLC 180 Kompressor (203.746)	105	05/08→06/11						
CLC 200 CDI (203.707)	90	05/08→06/11						
CLC 200 Kompressor (203.741)	135	05/08→06/11						
CLC 220 CDI (203.708)	110	05/08→06/11						
CLC 230 (203.752)	150	05/08→06/11						
CLC 350 (203.756)	200	05/08→06/11						
<b>Seilzug, Feststellbremse</b>								
CLC 160 (203.731)	95	02/09→06/11	←	☒; → 10/10; für Linkslenker; Scheibenbremse	1	24.3727-0429.2	580429	L= 2.735
CLC 180 Kompressor (203.746)	105	05/08→06/11						
CLC 200 CDI (203.707)	90	05/08→06/11	➔	☐; → 10/10; für Rechtslenker; Scheibenbremse		24.3727-0430.2	580430	L= 925
CLC 200 Kompressor (203.741)	135	05/08→06/11						
CLC 220 CDI (203.708)	110	05/08→06/11	➔	☐; → 10/10; für Linkslenker; Scheibenbremse		24.3727-0430.2	580430	L= 925
CLC 230 (203.752)	150	05/08→06/11	➔	☐; → 10/10; für Linkslenker; Scheibenbremse		24.3727-0436.2	580436	L= 900
CLC 350 (203.756)	200	05/08→06/11	➔	☐; → 10/10; für Rechtslenker; Scheibenbremse		24.3727-0436.2	580436	L= 900
<b>MERCEDES-BENZ - CLK (C208) 06/97→09/02</b>								
<b>Bremsbackensatz, Feststellbremse</b>								
200 (208.335)	100	06/97→06/02	➔				03.0137-0170.2	650170
200 Kompressor (208.344)	120	06/00→06/02						
200 Kompressor (208.345)	141	06/97→06/00						
230 Kompressor (208.347)	142	06/97→06/00						
230 Kompressor (208.348)	145	06/00→06/02						
320 (208.365)	160	06/97→06/02						
430 (208.370)	205	07/98→06/02						
55 AMG (208.374)	255	08/99→06/02						
<b>Seilzug, Feststellbremse</b>								
200 (208.335)	100	06/97→06/02	←	☒; für Linkslenker; Scheibenbremse	1	24.3727-0423.2	580423	L= 2.554
230 Kompressor (208.347)	142	06/97→06/00	➔	☐; für Linkslenker; Scheibenbremse		24.3727-0418.2	580418	L= 960
230 Kompressor (208.348)	145	06/00→06/02	➔	☐; für Rechtslenker; Scheibenbremse		24.3727-0418.2	580418	L= 960
320 (208.365)	160	06/97→06/02	➔	☐; für Linkslenker; Scheibenbremse		24.3727-0419.2	580419	L= 925
430 (208.370)	205	07/98→06/02	➔	☐; für Rechtslenker; Scheibenbremse		24.3727-0419.2	580419	L= 925
55 AMG (208.374)	255	08/99→06/02	➔	☐; für Rechtslenker; Scheibenbremse		24.3727-0419.2	580419	L= 925
200 Kompressor (208.344)	120	06/00→06/02	←	☒; für Linkslenker; Scheibenbremse	1	24.3727-0423.2	580423	L= 2.554
200 Kompressor (208.345)	141	06/97→06/00	➔	☐; für Linkslenker; Scheibenbremse		24.3727-0418.2	580418	L= 960
			➔	☐; für Linkslenker; Scheibenbremse		24.3727-0419.2	580419	L= 925
<b>MERCEDES-BENZ - CLK (C209) 06/02→05/09</b>								
<b>Bremsbackensatz, Feststellbremse</b>								
200 CGI (209.343)	125	07/03→05/09	➔	→ 04/09			03.0137-4013.2	654013
200 Kompressor (209.341)	135	10/06→05/09						
200 Kompressor (209.342)	120	09/02→05/09						
240 (209.361)	120	06/02→05/09						
240 (209.361)	125	06/02→05/09						
270 CDI (209.316)	125	10/02→05/09						
320 (209.365)	160	06/02→05/09						
500 (209.372)	285	06/06→05/09						
500 (209.375)	225	06/02→05/09						
55 AMG (209.376)	270	09/02→05/09						
63 AMG (209.377)	354	04/06→05/09						
63 AMG (209.377)	373	05/07→05/09						
220 CDI (209.308)	100	01/05→05/09	➔	05/05→ 04/09			03.0137-4013.2	654013
220 CDI (209.308)	110	01/05→05/09						
280 (209.354)	170	01/05→05/09						
320 CDI (209.320)	165	01/05→05/09						
350 (209.356)	200	01/05→05/09						
270 CDI (209.316)	120	02/03→06/05	➔				03.0137-4013.2	654013
<b>Zubehörsatz, Feststellbremsbacken</b>								
200 CGI (209.343)	125	07/03→05/09	➔	→ 04/09			03.0137-9248.2	669248
↓								



**MERCEDES-BENZ - CLK (C209) 06/02→05/09**


**Zubehörsatz, Feststellbremsbacken**

200 Kompressor (209.341)	135	10/06→05/09	➔	→ 04/09		03.0137-9248.2	669248	
200 Kompressor (209.342)	120	09/02→05/09						
240 (209.361)	120	06/02→05/09						
240 (209.361)	125	06/02→05/09						
270 CDI (209.316)	125	10/02→05/09						
320 (209.365)	160	06/02→05/09						
500 (209.372)	285	06/06→05/09						
500 (209.375)	225	06/02→05/09						
55 AMG (209.376)	270	09/02→05/09						
63 AMG (209.377)	354	04/06→05/09						
63 AMG (209.377)	373	05/07→05/09						
220 CDI (209.308)	100	01/05→05/09	➔	05/05→ 04/09		03.0137-9248.2	669248	
220 CDI (209.308)	110	01/05→05/09						
280 (209.354)	170	01/05→05/09						
320 CDI (209.320)	165	01/05→05/09						
350 (209.356)	200	01/05→05/09						
270 CDI (209.316)	120	02/03→06/05	➔			03.0137-9248.2	669248	


 **Seilzug, Feststellbremse**

200 CGI (209.343)	125	07/03→05/09	←	⬆; → 04/09; für Linkslenker; Scheibenbremse	1	24.3727-0429.2	580429	L= 2.735
200 Kompressor (209.341)	135	10/06→05/09						
200 Kompressor (209.342)	120	09/02→05/09	➔	☐; → 04/09; für Rechtslenker; Scheibenbremse		24.3727-0430.2	580430	L= 925
240 (209.361)	120	06/02→05/09	➔	☐; → 04/09; für Linkslenker; Scheibenbremse		24.3727-0430.2	580430	L= 925
240 (209.361)	125	06/02→05/09						
270 CDI (209.316)	125	10/02→05/09	➔	☐; → 04/09; für Linkslenker; Scheibenbremse		24.3727-0436.2	580436	L= 900
320 (209.365)	160	06/02→05/09						
500 (209.372)	285	06/06→05/09						
500 (209.375)	225	06/02→05/09	➔	☐; → 04/09; für Rechtslenker; Scheibenbremse		24.3727-0436.2	580436	L= 900
55 AMG (209.376)	270	09/02→05/09						
220 CDI (209.308)	100	01/05→05/09	←	⬆; 05/05→ 04/09; für Linkslenker; Scheibenbremse	1	24.3727-0429.2	580429	L= 2.735
220 CDI (209.308)	110	01/05→05/09						
280 (209.354)	170	01/05→05/09	➔	☐; 05/05→ 04/09; für Rechtslenker; Scheibenbremse		24.3727-0430.2	580430	L= 925
320 CDI (209.320)	165	01/05→05/09						
350 (209.356)	200	01/05→05/09	➔	☐; 05/05→ 04/09; für Linkslenker; Scheibenbremse		24.3727-0430.2	580430	L= 925
			➔	☐; 05/05→ 04/09; für Linkslenker; Scheibenbremse		24.3727-0436.2	580436	L= 900
			➔	☐; 05/05→ 04/09; für Rechtslenker; Scheibenbremse		24.3727-0436.2	580436	L= 900
270 CDI (209.316)	120	02/03→06/05	←	⬆; für Linkslenker; Scheibenbremse	1	24.3727-0429.2	580429	L= 2.735
			➔	☐; für Rechtslenker; Scheibenbremse		24.3727-0430.2	580430	L= 925
			➔	☐; für Linkslenker; Scheibenbremse		24.3727-0430.2	580430	L= 925
			➔	☐; für Linkslenker; Scheibenbremse		24.3727-0436.2	580436	L= 900
			➔	☐; für Rechtslenker; Scheibenbremse		24.3727-0436.2	580436	L= 900
63 AMG (209.377)	354	04/06→05/09	←	⬆; → 04/09; für Linkslenker; Scheibenbremse	1	24.3727-0429.2	580429	L= 2.735
63 AMG (209.377)	373	05/07→05/09						











**MERCEDES-BENZ - CLK Cabriolet (A208) 03/98→03/02**

 **Bremsbackensatz, Feststellbremse**











200 (208.435)	100	03/98→03/02	➔	06/98→		03.0137-0170.2	650170	Ø 164 x 20 + Zub
200 Kompressor (208.445)	141	03/98→06/00						
230 Kompressor (208.447)	142	03/98→06/00						
320 (208.465)	160	03/98→03/02						
200 Kompressor (208.444)	120	06/00→03/02	➔			03.0137-0170.2	650170	Ø 164 x 20 + Zub
230 Kompressor (208.448)	145	06/00→03/02						
55 AMG (208.474)	255	01/00→03/02						
430 (208.470)	205	09/98→03/02	➔	06/99→		03.0137-0170.2	650170	Ø 164 x 20 + Zub










 **Seilzug, Feststellbremse**

200 (208.435)	100	03/98→03/02	←	⬆; 06/98→; für Linkslenker; Scheibenbremse	1	24.3727-0423.2	580423	L= 2.554
230 Kompressor (208.447)	142	03/98→06/00						
320 (208.465)	160	03/98→03/02	➔	☐; 06/98→; für Linkslenker; Scheibenbremse		24.3727-0418.2	580418	L= 960
			➔	☐; 06/98→; für Rechtslenker; Scheibenbremse		24.3727-0418.2	580418	L= 960
↓								

	kW					! #		
<b>MERCEDES-BENZ - CLK Cabriolet (A208) 03/98→03/02</b>								
 <b>Seilzug, Feststellbremse</b>								
200 (208.435) 230 Kompressor (208.447) 320 (208.465)	100 142 160	03/98→03/02 03/98→06/00 03/98→03/02	➡	<input type="checkbox"/> ; 06/98→; für Linkslenker; Scheibenbremse			24.3727-0419.2 580419	L= 925
			➡	<input type="checkbox"/> ; 06/98→; für Rechtslenker; Scheibenbremse			24.3727-0419.2 580419	L= 925
200 Kompressor (208.444) 230 Kompressor (208.448)	120 145	06/00→03/02 06/00→03/02	⬅	<input checked="" type="checkbox"/> ; für Linkslenker; Scheibenbremse	1	24.3727-0423.2 580423	L= 2.554	
			➡	<input type="checkbox"/> ; für Linkslenker; Scheibenbremse		24.3727-0418.2 580418	L= 960	
			➡	<input type="checkbox"/> ; für Rechtslenker; Scheibenbremse		24.3727-0418.2 580418	L= 960	
			➡	<input type="checkbox"/> ; für Linkslenker; Scheibenbremse		24.3727-0419.2 580419	L= 925	
			➡	<input type="checkbox"/> ; für Rechtslenker; Scheibenbremse		24.3727-0419.2 580419	L= 925	
200 Kompressor (208.445)	141	03/98→06/00	⬅	<input checked="" type="checkbox"/> ; 06/98→; für Linkslenker; Scheibenbremse	1	24.3727-0423.2 580423	L= 2.554	
			➡	<input type="checkbox"/> ; 06/98→; für Linkslenker; Scheibenbremse		24.3727-0418.2 580418	L= 960	
			➡	<input type="checkbox"/> ; 06/98→; für Linkslenker; Scheibenbremse		24.3727-0419.2 580419	L= 925	
430 (208.470)	205	09/98→03/02	⬅	<input checked="" type="checkbox"/> ; 06/99→; für Linkslenker; Scheibenbremse	1	24.3727-0423.2 580423	L= 2.554	
			➡	<input type="checkbox"/> ; 06/99→; für Linkslenker; Scheibenbremse		24.3727-0418.2 580418	L= 960	
			➡	<input type="checkbox"/> ; 06/99→; für Linkslenker; Scheibenbremse		24.3727-0419.2 580419	L= 925	
55 AMG (208.474)	255	01/00→03/02	⬅	<input checked="" type="checkbox"/> ; für Linkslenker; Scheibenbremse	1	24.3727-0423.2 580423	L= 2.554	
			➡	<input type="checkbox"/> ; für Linkslenker; Scheibenbremse		24.3727-0418.2 580418	L= 960	
			➡	<input type="checkbox"/> ; für Linkslenker; Scheibenbremse		24.3727-0419.2 580419	L= 925	
<b>MERCEDES-BENZ - CLK Cabriolet (A209) 02/03→03/10</b>								
 <b>Bremsbackensatz, Feststellbremse</b>								
CLK 200 CGI (209.443) CLK 200 Kompressor (209.441) CLK 500 (209.472) CLK 63 AMG (209.477)	125 135 285 354	07/03→03/10 10/06→03/10 06/06→03/10 04/06→03/10	➡	→ 12/09			03.0137-4013.2 654013	Ø 164 x 20 + Zub
CLK 200 Kompressor (209.442) CLK 240 (209.461) CLK 320 (209.465) CLK 500 (209.475) CLK 55 AMG (209.476)	120 125 160 225 270	02/03→03/10 02/03→03/10 02/03→03/10 02/03→03/10 02/03→03/10	➡	05/03→ 12/09			03.0137-4013.2 654013	Ø 164 x 20 + Zub
CLK 280 (209.454) CLK 320 CDI (209.420) CLK 350 (209.456)	170 165 200	01/05→03/10 03/05→03/10 01/05→03/10	➡	05/05→ 12/09			03.0137-4013.2 654013	Ø 164 x 20 + Zub
<b>Zubehörsatz, Feststellbremsbacken</b>								
CLK 200 CGI (209.443) CLK 200 Kompressor (209.441) CLK 500 (209.472) CLK 63 AMG (209.477)	125 135 285 354	07/03→03/10 10/06→03/10 06/06→03/10 04/06→03/10	➡	→ 12/09			03.0137-9248.2 669248	
CLK 200 Kompressor (209.442) CLK 240 (209.461) CLK 320 (209.465) CLK 500 (209.475) CLK 55 AMG (209.476)	120 125 160 225 270	02/03→03/10 02/03→03/10 02/03→03/10 02/03→03/10 02/03→03/10	➡	05/03→ 12/09			03.0137-9248.2 669248	
CLK 280 (209.454) CLK 320 CDI (209.420) CLK 350 (209.456)	170 165 200	01/05→03/10 03/05→03/10 01/05→03/10	➡	05/05→ 12/09			03.0137-9248.2 669248	
 <b>Seilzug, Feststellbremse</b>								
CLK 200 CGI (209.443) CLK 200 Kompressor (209.441) CLK 500 (209.472)	125 135 285	07/03→03/10 10/06→03/10 06/06→03/10	⬅	<input checked="" type="checkbox"/> ; → 12/09; für Linkslenker; Scheibenbremse	1	24.3727-0429.2 580429	L= 2.735	
			➡	<input type="checkbox"/> ; → 12/09; für Linkslenker; Scheibenbremse		24.3727-0430.2 580430	L= 925	
			➡	<input type="checkbox"/> ; → 12/09; für Rechtslenker; Scheibenbremse		24.3727-0430.2 580430	L= 925	
			➡	<input type="checkbox"/> ; → 12/09; für Rechtslenker; Scheibenbremse		24.3727-0436.2 580436	L= 900	
			➡	<input type="checkbox"/> ; → 12/09; für Linkslenker; Scheibenbremse		24.3727-0436.2 580436	L= 900	
CLK 200 Kompressor (209.442) CLK 240 (209.461) ↓	120 125	02/03→03/10 02/03→03/10	⬅	<input checked="" type="checkbox"/> ; 05/03→ 12/09; für Linkslenker; Scheibenbremse	1	24.3727-0429.2 580429	L= 2.735	




	kw					! #		
<b>MERCEDES-BENZ - CLK Cabriolet (A209) 02/03→03/10</b>								
 <b>Seilzug, Feststellbremse</b>								
CLK 320 (209.465) CLK 500 (209.475) CLK 55 AMG (209.476)	160 225 270	02/03→03/10 02/03→03/10 02/03→03/10	➡	<input type="checkbox"/> ; 05/03→ 12/09; für Linkslenker; Scheibenbremse			<b>24.3727-0430.2 580430</b>	L= 925
			➡	<input type="checkbox"/> ; 05/03→ 12/09; für Rechtslenker; Scheibenbremse			<b>24.3727-0430.2 580430</b>	L= 925
			➡	<input type="checkbox"/> ; 05/03→ 12/09; für Linkslenker; Scheibenbremse			<b>24.3727-0436.2 580436</b>	L= 900
			➡	<input type="checkbox"/> ; 05/03→ 12/09; für Rechtslenker; Scheibenbremse			<b>24.3727-0436.2 580436</b>	L= 900
CLK 280 (209.454) CLK 320 CDI (209.420) CLK 350 (209.456)	170 165 200	01/05→03/10 03/05→03/10 01/05→03/10	←	<input checked="" type="checkbox"/> ; 05/05→ 12/09; für Linkslenker; Scheibenbremse	1		<b>24.3727-0429.2 580429</b>	L= 2.735
			➡	<input type="checkbox"/> ; 05/05→ 12/09; für Linkslenker; Scheibenbremse			<b>24.3727-0430.2 580430</b>	L= 925
			➡	<input type="checkbox"/> ; 05/05→ 12/09; für Rechtslenker; Scheibenbremse			<b>24.3727-0430.2 580430</b>	L= 925
			➡	<input type="checkbox"/> ; 05/05→ 12/09; für Rechtslenker; Scheibenbremse			<b>24.3727-0436.2 580436</b>	L= 900
			➡	<input type="checkbox"/> ; 05/05→ 12/09; für Linkslenker; Scheibenbremse			<b>24.3727-0436.2 580436</b>	L= 900
CLK 63 AMG (209.477)	354	04/06→03/10	←	<input checked="" type="checkbox"/> ; → 12/09; für Linkslenker; Scheibenbremse	1		<b>24.3727-0429.2 580429</b>	L= 2.735
<b>MERCEDES-BENZ - CLS (C218) 01/11→</b>								
 <b>Bremsbackensatz, Feststellbremse</b>								
CLS 220 BlueTEC / d (218.301) CLS 220 BlueTEC / d (218.301) CLS 220 BlueTEC (218.301) CLS 250 BlueTEC / d 4-matic (218.397) CLS 250 CDI / BlueTEC / d (218.303, 218.304) CLS 350 (218.359) CLS 350 BlueTEC / d (218.326) CLS 350 CDI (218.323) CLS 350 CDI 4-matic (218.393) CLS 350 d 4-matic (218.394) CLS 400 (218.361) CLS 400 (218.365) CLS 400 4-matic (218.367) CLS 400 4-matic (218.368) CLS 500 (218.373) CLS 500 4-matic (218.391) CLS 63 AMG (218.374) CLS 63 AMG (218.375) CLS 63 AMG 4-matic (218.376) CLS 63 AMG 4-matic (218.392)	120 125 130 150 150 225 190 195 195 190 245 245 245 245 300 300 410 430 430 410	05/14→ 05/14→ 05/14→ 05/14→ 04/11→ 01/11→ 06/14→ 01/11→ 09/11→ 04/15→ 07/14→ 05/14→ 05/14→ 07/14→ 02/11→ 09/11→ 01/11→ 02/13→ 02/13→ 05/13→					<b>03.0137-4007.2 654007</b>	Ø 180 x 25 - HEB / + Zub
CLS 350 BlueTEC (218.326) CLS 350 BlueTEC 4-matic (218.394)	185 185	11/12→ 11/12→		01/13→			<b>03.0137-4007.2 654007</b>	Ø 180 x 25 - HEB / + Zub
CLS 63 AMG (218.374)	386	02/11→		03/11→			<b>03.0137-4007.2 654007</b>	Ø 180 x 25 - HEB / + Zub
 <b>Seilzug, Feststellbremse</b>								
CLS 220 BlueTEC / d (218.301) CLS 220 BlueTEC / d (218.301) CLS 220 BlueTEC (218.301) CLS 250 BlueTEC / d 4-matic (218.397) CLS 400 (218.361) CLS 400 (218.365) CLS 400 4-matic (218.367) CLS 400 4-matic (218.368)	120 125 130 150 245 245 245 245	05/14→ 05/14→ 05/14→ 05/14→ 07/14→ 05/14→ 05/14→ 07/14→	←	<input checked="" type="checkbox"/>	1		<b>24.3727-0483.2 580483</b>	L= 1.250
			←	<input checked="" type="checkbox"/>	1		<b>24.3727-0484.2 580484</b>	L= 2.040

	kW			 	! #		
<b>MERCEDES-BENZ - CLS (C218) 01/11→</b>							
 <b>Seilzug, Feststellbremse</b>							
CLS 63 AMG 4-matic (218.376)	430	02/13→		☐	1	24.3727-0483.2 580483	L= 1.250
CLS 63 AMG 4-matic (218.392)	410	05/13→	←	☐	1	24.3727-0484.2 580484	L= 2.040
CLS 250 CDI / BlueTEC / d (218.303, 218.304)	150	04/11→		☐; für Linkslenker	1	24.3727-0483.2 580483	L= 1.250
				☐; für Rechtslenker	1	24.3727-0483.2 580483	L= 1.250
CLS 350 (218.359)	225	01/11→	←	☐; für Rechtslenker	1	24.3727-0479.2 580479	L= 1.660
CLS 350 BlueTEC / d (218.326)	190	06/14→	←	☐; für Linkslenker	1	24.3727-0484.2 580484	L= 2.040
CLS 350 CDI (218.323)	195	01/11→	→	☐; für Linkslenker	2	24.3727-0478.2 580478	L= 743
CLS 500 4-matic (218.391)	300	02/11→	→	☐; für Rechtslenker	2	24.3727-0478.2 580478	L= 743
CLS 63 AMG (218.374)	410	01/11→					
CLS 63 AMG (218.375)	430	02/13→					
CLS 350 BlueTEC (218.326)	185	11/12→		☐; 01/13→; für Linkslenker	1	24.3727-0483.2 580483	L= 1.250
				☐; 01/13→; für Rechtslenker	1	24.3727-0483.2 580483	L= 1.250
CLS 350 BlueTEC 4-matic (218.394)	185	11/12→	←	☐; 01/13→; für Rechtslenker	1	24.3727-0479.2 580479	L= 1.660
			←	☐; 01/13→; für Linkslenker	1	24.3727-0484.2 580484	L= 2.040
			→	☐; 01/13→; für Linkslenker	2	24.3727-0478.2 580478	L= 743
			→	☐; 01/13→; für Rechtslenker	2	24.3727-0478.2 580478	L= 743
CLS 350 CDI 4-matic (218.393)	195	09/11→		☐; für Linkslenker	1	24.3727-0483.2 580483	L= 1.250
				☐; für Rechtslenker	1	24.3727-0483.2 580483	L= 1.250
			←	☐; für Linkslenker	1	24.3727-0484.2 580484	L= 2.040
			→	☐; für Linkslenker	2	24.3727-0478.2 580478	L= 743
			→	☐; für Rechtslenker	2	24.3727-0478.2 580478	L= 743
CLS 350 d 4-matic (218.394)	190	04/15→		☐; für Linkslenker	1	24.3727-0483.2 580483	L= 1.250
			←	☐; für Linkslenker	1	24.3727-0484.2 580484	L= 2.040
			→	☐; für Linkslenker	2	24.3727-0478.2 580478	L= 743
CLS 63 AMG (218.374)	386	02/11→		☐; 03/11→; für Rechtslenker	1	24.3727-0483.2 580483	L= 1.250
				☐; 03/11→; für Linkslenker	1	24.3727-0483.2 580483	L= 1.250
			←	☐; 03/11→; für Rechtslenker	1	24.3727-0479.2 580479	L= 1.660
			←	☐; 03/11→; für Linkslenker	1	24.3727-0484.2 580484	L= 2.040
			→	☐; 03/11→; für Linkslenker	2	24.3727-0478.2 580478	L= 743
			→	☐; 03/11→; für Rechtslenker	2	24.3727-0478.2 580478	L= 743
<b>MERCEDES-BENZ - CLS (C219) 10/04→02/11</b>							
 <b>Bremsbackensatz, Feststellbremse</b>							
CLS 280 (219.354)	170	07/08→12/10		→ 10/10		03.0137-4017.2 654017	Ø 180 x 25 + Zub
CLS 300 (219.354)	170	04/09→12/10					
CLS 350 (219.356)	200	10/04→12/10					
CLS 350 (219.357)	215	04/06→12/10					
CLS 350 CDI	200	04/09→12/10					
CLS 350 CDI (219.322)	165	04/09→12/10					
CLS 350 CGI (219.357)	215	04/09→12/10					
CLS 500 (219.372)	285	04/06→12/10					
CLS 500 (219.375)	225	10/04→12/10					
CLS 55 AMG (219.376)	350	01/05→12/10					
CLS 63 AMG (219.377)	378	04/06→12/10					
CLS 320 CDI	155	01/05→12/10		05/05→ 10/10		03.0137-4017.2 654017	Ø 180 x 25 + Zub
CLS 320 CDI (219.322)	165	01/05→12/10					
<b>Zubehörsatz, Feststellbremsbacken</b>							
CLS 280 (219.354)	170	07/08→12/10		→ 10/10		03.0137-9297.2 669297	
CLS 300 (219.354)	170	04/09→12/10					
CLS 350 (219.356)	200	10/04→12/10					
CLS 350 (219.357)	215	04/06→12/10					
CLS 350 CDI	200	04/09→12/10					
CLS 350 CDI (219.322)	165	04/09→12/10					
CLS 350 CGI (219.357)	215	04/09→12/10					
CLS 500 (219.372)	285	04/06→12/10					
CLS 500 (219.375)	225	10/04→12/10					
CLS 55 AMG (219.376)	350	01/05→12/10					
CLS 63 AMG (219.377)	378	04/06→12/10					
CLS 320 CDI	155	01/05→12/10		05/05→ 10/10		03.0137-9297.2 669297	
CLS 320 CDI (219.322)	165	01/05→12/10					






**MERCEDES-BENZ - CLS (C219) 10/04→02/11**


 **Seilzug, Feststellbremse**

CLS 280 (219.354)	170	07/08→12/10	←	☒; → 10/10; für Linkslenker; Scheibenbremse	1	<b>24.3727-0447.2</b>	<b>580447</b>	L= 1.952
CLS 300 (219.354)	170	04/09→12/10						
CLS 350 (219.356)	200	10/04→12/10				<b>24.3727-0448.2</b>	<b>580448</b>	L= 1.726
CLS 350 (219.357)	215	04/06→12/10	→	☒; für Rechtslenker; → 10/10; Scheibenbremse				
CLS 350 CGI (219.357)	215	04/09→12/10				<b>24.3727-0448.2</b>	<b>580448</b>	L= 1.726
CLS 500 (219.372)	285	04/06→12/10	→	☒; → 10/10; für Linkslenker; Scheibenbremse				
CLS 500 (219.375)	225	10/04→12/10						
CLS 55 AMG (219.376)	350	01/05→12/10	→	☒; für Rechtslenker; → 10/10; Scheibenbremse		<b>24.3727-0449.2</b>	<b>580449</b>	L= 1.742
CLS 63 AMG (219.377)	378	04/06→12/10	→	☒; → 10/10; für Linkslenker; Scheibenbremse		<b>24.3727-0449.2</b>	<b>580449</b>	L= 1.742












**MERCEDES-BENZ - CLS Shooting Brake (X218) 10/12→**










 **Bremsbackensatz, Feststellbremse**










CLS 220 BlueTEC / d (218.901)	120	05/14→				<b>03.0137-4007.2</b>	<b>654007</b>	Ø 180 x 25 - HEB / + Zub
CLS 220 BlueTEC / d (218.901)	125	05/14→						
CLS 220 BlueTEC (218.901)	130	05/14→						
CLS 250 BlueTEC / d 4-matic (218.997)	150	05/14→						
CLS 250 CDI / BlueTEC / d (218.903, 218.904)	150	10/12→						
CLS 350 (218.959)	225	10/12→						
CLS 350 BlueTEC / d (218.926)	190	05/14→						
CLS 350 BlueTEC 4-matic (218.994)	185	05/14→						
CLS 350 CDI (218.923)	195	10/12→						
CLS 350 CDI 4-matic (218.993)	195	10/12→						
CLS 350 d 4-matic (218.994)	190	04/15→						
CLS 400 (218.961)	245	07/14→						
CLS 400 (218.965)	245	05/14→						
CLS 400 4-matic (218.967)	245	05/14→						
CLS 400 4-matic (218.968)	245	07/14→						
CLS 500 (218.973)	300	10/12→						
CLS 500 4-matic (218.991)	300	10/12→						
CLS 63 AMG (218.974)	386	10/12→						
CLS 63 AMG (218.974)	410	05/13→						
CLS 63 AMG (218.975)	430	02/13→						
CLS 63 AMG 4-matic (218.976)	430	02/13→						
CLS 63 AMG 4-matic (218.992)	410	05/13→						









 **Seilzug, Feststellbremse**

CLS 220 BlueTEC / d (218.901)	120	05/14→		☒; für Linkslenker	1	<b>24.3727-0483.2</b>	<b>580483</b>	L= 1.250
CLS 220 BlueTEC / d (218.901)	125	05/14→		☒; für Rechtslenker	1	<b>24.3727-0483.2</b>	<b>580483</b>	L= 1.250
CLS 220 BlueTEC (218.901)	130	05/14→	←	☒; für Rechtslenker	1	<b>24.3727-0479.2</b>	<b>580479</b>	L= 1.660
CLS 250 BlueTEC / d 4-matic (218.997)	150	05/14→	←	☒; für Linkslenker	1	<b>24.3727-0484.2</b>	<b>580484</b>	L= 2.040
CLS 350 BlueTEC / d (218.926)	190	05/14→						
CLS 350 BlueTEC 4-matic (218.994)	185	05/14→						
CLS 400 (218.961)	245	07/14→						
CLS 400 (218.965)	245	05/14→						
CLS 400 4-matic (218.967)	245	05/14→						
CLS 400 4-matic (218.968)	245	07/14→						
CLS 63 AMG (218.974)	410	05/13→						
CLS 63 AMG (218.975)	430	02/13→						
CLS 250 CDI / BlueTEC / d (218.903, 218.904)	150	10/12→		☒; für Rechtslenker; Scheibenbremse	1	<b>24.3727-0483.2</b>	<b>580483</b>	L= 1.250
				☒; für Linkslenker; Scheibenbremse	1	<b>24.3727-0483.2</b>	<b>580483</b>	L= 1.250
CLS 350 (218.959)	225	10/12→	←	☒; für Rechtslenker; Scheibenbremse	1	<b>24.3727-0479.2</b>	<b>580479</b>	L= 1.660
CLS 350 CDI (218.923)	195	10/12→	←	☒; für Linkslenker; Scheibenbremse	1	<b>24.3727-0484.2</b>	<b>580484</b>	L= 2.040
CLS 350 CDI 4-matic (218.993)	195	10/12→	→	☒; für Rechtslenker; Scheibenbremse	2	<b>24.3727-0478.2</b>	<b>580478</b>	L= 743
↓								








	kw			 	! #		
<b>MERCEDES-BENZ - CLS Shooting Brake (X218) 10/12→</b>							
 <b>Seilzug, Feststellbremse</b>							
CLS 350 d 4-matic (218.994)	190	04/15→	→	↓; für Linkslenker; Scheibenbremse	2	24.3727-0478.2 580478	L= 743
CLS 500 (218.973)	300	10/12→					
CLS 500 4-matic (218.991)	300	10/12→					
CLS 63 AMG (218.974)	386	10/12→					
CLS 63 AMG 4-matic (218.976)	430	02/13→		□; für Linkslenker	1	24.3727-0483.2 580483	L= 1.250
CLS 63 AMG 4-matic (218.992)	410	05/13→	←	↑; für Linkslenker	1	24.3727-0484.2 580484	L= 2.040
<b>MERCEDES-BENZ - E-KLASSE (W124) 02/93→06/96</b>							
 <b>Bremsbackensatz, Feststellbremse</b>							
E 200 (124.019)	100	06/93→06/95				03.0137-0170.2 650170	Ø 164 x 20 + Zub
E 200 D (124.120)	55	06/93→06/95					
E 220 (124.022)	110	06/93→06/95					
E 250 D (124.126, 124.129)	83	07/93→06/95					
E 250 Turbo-D (124.128)	93	06/93→06/95					
E 280 (124.028)	145	06/93→06/95					
E 280 (124.029)	142	06/93→06/95					
E 300 4-matic (124.230)	132	06/93→06/95					
E 300 D (124.131)	100	07/93→06/95					
E 300 Turbo-D (124.133)	108	06/93→06/95					
E 300 Turbo-D 4-matic (124.333)	108	06/93→06/95					
E 320 (124.032)	162	06/93→06/95					
E 36 AMG	200	07/94→01/95					
E 420 (124.034)	205	06/93→06/95					
E 500 (124.036)	235	06/93→06/95					
E 60 AMG (124.036)	280	05/94→06/95					
 <b>Seilzug, Feststellbremse</b>							
E 200 (124.019)	100	06/93→06/95	←	↑; für Linkslenker; Scheibenbremse	1	24.3727-0411.2 580411	L= 2.496
E 200 D (124.120)	55	06/93→06/95					
E 220 (124.022)	110	06/93→06/95	→	↓; für Linkslenker	2	24.3727-0409.2 580409	L= 1.060
E 250 D (124.126, 124.129)	83	07/93→06/95					
E 250 Turbo-D (124.128)	93	06/93→06/95					
E 280 (124.028)	145	06/93→06/95					
E 280 (124.029)	142	06/93→06/95					
E 300 4-matic (124.230)	132	06/93→06/95					
E 300 D (124.131)	100	07/93→06/95					
E 300 Turbo-D (124.133)	108	06/93→06/95					
E 300 Turbo-D 4-matic (124.333)	108	06/93→06/95					
E 320 (124.032)	162	06/93→06/95					
E 36 AMG	200	07/94→01/95					
E 420 (124.034)	205	06/93→06/95					
E 500 (124.036)	235	06/93→06/95					
E 60 AMG (124.036)	280	05/94→06/95					
<b>MERCEDES-BENZ - E-KLASSE (W210) 06/95→08/03</b>							
 <b>Bremsbackensatz, Feststellbremse</b>							
E 200 (210.035)	100	06/95→08/00	→			03.0137-0170.2 650170	Ø 164 x 20 + Zub
E 200 CDI (210.007)	85	07/99→03/02					
E 200 Kompressor (210.048)	120	08/00→03/02					
E 220 CDI (210.006)	100	07/99→03/02					
E 220 CDI (210.006)	105	07/99→03/02					
E 230 (210.037)	110	06/95→06/97					
E 240 (210.062)	125	08/00→03/02					
E 270 CDI (210.016)	120	07/99→03/02					
E 270 CDI (210.016)	125	07/99→03/02					
E 280 (210.053)	142	01/96→06/97					
E 280 (210.063)	150	12/96→03/02					
E 280 4-matic (210.081)	150	12/96→03/02					
E 290 Turbo-D (210.017)	95	03/96→07/99					
E 300 D (210.020)	100	06/95→06/97					
E 300 Turbo-D (210.025)	130	12/96→07/99					
E 320 (210.055)	162	06/95→06/97					
E 320 (210.065)	165	06/97→03/02					
E 320 4-matic (210.082)	165	06/97→03/02					
E 320 CDI (210.026)	145	07/99→03/02					
E 420 (210.072)	205	01/96→06/97					
E 430 4-matic (210.083)	205	05/99→03/02					
E 50 AMG (210.072)	255	02/96→08/97					
E 55 AMG 4-matic (210.074)	260	03/01→03/02					
E 200 CDI (210.007)	75	06/98→03/02	→	07/98→		03.0137-0170.2 650170	Ø 164 x 20 + Zub
↓							

	kw			 	! #		
<b>MERCEDES-BENZ - E-KLASSE (W210) 06/95→08/03</b>							
<b> Bremsbackensatz, Feststellbremse</b>							
E 220 CDI (210.006)	92	06/98→07/99	➡	07/98→		<b>03.0137-0170.2 650170</b>	Ø 164 x 20 + Zub
E 200 D (210.003)	65	01/96→03/02	➡	10/96→		<b>03.0137-0170.2 650170</b>	Ø 164 x 20 + Zub
E 200 Kompressor (210.045)	137	06/97→03/02	➡	09/97→		<b>03.0137-0170.2 650170</b>	Ø 164 x 20 + Zub
E 240 (210.061)	125	06/97→08/00					
E 250 Turbo-D (210.015)	110	06/97→07/99					
E 430 (210.070)	205	06/97→03/02					
E 55 AMG (210.074)	260	08/97→03/02					
E 220 D	55	05/96→03/02	➡	→ 06/98		<b>03.0137-0170.2 650170</b>	Ø 164 x 20 + Zub
E 220 D (210.004)	70	06/95→07/99	➡			<b>03.0137-0170.2 650170</b>	Ø 164 x 20 + Zub
E 250 D (210.010)	83	06/95→07/99	➡			<b>03.0137-0170.2 650170</b>	Ø 164 x 20 + Zub
			➡	für Rechtslenker		<b>03.0137-0170.2 650170</b>	Ø 164 x 20 + Zub
<b> Seilzug, Feststellbremse</b>							
E 200 (210.035)	100	06/95→08/00	⬅	⬆; für Linkslenker; Scheibenbremse	1	<b>24.3727-0426.2 580426</b>	L= 2.613
E 200 CDI (210.007)	85	07/99→03/02	➡	⬆; für Linkslenker; Scheibenbremse		<b>24.3727-0424.2 580424</b>	L= 1.058
E 220 CDI (210.006)	100	07/99→03/02	➡	⬆; für Rechtslenker; Scheibenbremse		<b>24.3727-0424.2 580424</b>	L= 1.058
E 230 (210.037)	110	06/95→06/97	➡	⬆; für Linkslenker; Scheibenbremse		<b>24.3727-0425.2 580425</b>	L= 1.031
E 240 (210.062)	125	08/00→03/02	➡	⬆; für Rechtslenker; Scheibenbremse		<b>24.3727-0425.2 580425</b>	L= 1.031
E 250 D (210.010)	83	06/95→07/99	➡				
E 270 CDI (210.016)	120	07/99→03/02	➡				
E 270 CDI (210.016)	125	07/99→03/02	➡				
E 280 (210.063)	150	12/96→03/02	➡				
E 290 Turbo-D (210.017)	95	03/96→07/99	➡				
E 300 D (210.020)	100	06/95→06/97	➡				
E 300 Turbo-D (210.025)	130	12/96→07/99	➡				
E 320 (210.065)	165	06/97→03/02	➡				
E 320 CDI (210.026)	145	07/99→03/02	➡				
E 420 (210.072)	205	01/96→06/97	➡				
E 430 4-matic (210.083)	205	05/99→03/02	➡				
E 50 AMG (210.072)	255	02/96→08/97	➡				
E 55 AMG 4-matic (210.074)	260	03/01→03/02	➡				
E 200 CDI (210.007)	75	06/98→03/02	⬅	⬆; 07/98→; für Linkslenker; Scheibenbremse	1	<b>24.3727-0426.2 580426</b>	L= 2.613
E 220 CDI (210.006)	92	06/98→07/99	➡	⬆; 07/98→; für Linkslenker; Scheibenbremse		<b>24.3727-0424.2 580424</b>	L= 1.058
			➡	⬆; 07/98→; für Rechtslenker; Scheibenbremse		<b>24.3727-0424.2 580424</b>	L= 1.058
			➡	⬆; 07/98→; für Linkslenker; Scheibenbremse		<b>24.3727-0425.2 580425</b>	L= 1.031
			➡	⬆; 07/98→; für Rechtslenker; Scheibenbremse		<b>24.3727-0425.2 580425</b>	L= 1.031
E 200 D (210.003)	65	01/96→03/02	⬅	⬆; 10/96→; für Linkslenker; Scheibenbremse	1	<b>24.3727-0426.2 580426</b>	L= 2.613
			➡	⬆; 10/96→; für Linkslenker; Scheibenbremse		<b>24.3727-0424.2 580424</b>	L= 1.058
			➡	⬆; 10/96→; für Linkslenker; Scheibenbremse		<b>24.3727-0425.2 580425</b>	L= 1.031
E 200 Kompressor (210.045)	137	06/97→03/02	⬅	⬆; 09/97→; für Linkslenker; Scheibenbremse	1	<b>24.3727-0426.2 580426</b>	L= 2.613
E 250 Turbo-D (210.015)	110	06/97→07/99	➡	⬆; 09/97→; für Linkslenker; Scheibenbremse		<b>24.3727-0424.2 580424</b>	L= 1.058
			➡	⬆; 09/97→; für Linkslenker; Scheibenbremse		<b>24.3727-0425.2 580425</b>	L= 1.031
E 200 Kompressor (210.048)	120	08/00→03/02	⬅	⬆; für Linkslenker; Scheibenbremse	1	<b>24.3727-0426.2 580426</b>	L= 2.613
E 280 4-matic (210.081)	150	12/96→03/02	➡	⬆; für Linkslenker; Scheibenbremse		<b>24.3727-0424.2 580424</b>	L= 1.058
E 320 4-matic (210.082)	165	06/97→03/02	➡	⬆; für Linkslenker; Scheibenbremse		<b>24.3727-0425.2 580425</b>	L= 1.031
E 220 D	55	05/96→03/02	⬅	⬆; → 06/98; für Linkslenker; Scheibenbremse	1	<b>24.3727-0426.2 580426</b>	L= 2.613
E 220 D (210.004)	70	06/95→07/99	➡	⬆; → 06/98; für Linkslenker; Scheibenbremse		<b>24.3727-0424.2 580424</b>	L= 1.058
			➡	⬆; → 06/98; für Rechtslenker; Scheibenbremse		<b>24.3727-0424.2 580424</b>	L= 1.058
			➡	⬆; → 06/98; für Linkslenker; Scheibenbremse		<b>24.3727-0425.2 580425</b>	L= 1.031
			➡	⬆; → 06/98; für Rechtslenker; Scheibenbremse		<b>24.3727-0425.2 580425</b>	L= 1.031
E 240 (210.061)	125	06/97→08/00	⬅	⬆; 09/97→; für Linkslenker; Scheibenbremse	1	<b>24.3727-0426.2 580426</b>	L= 2.613
E 430 (210.070)	205	06/97→03/02	➡	⬆; 09/97→; für Rechtslenker; Scheibenbremse		<b>24.3727-0424.2 580424</b>	L= 1.058
E 55 AMG (210.074)	260	08/97→03/02	➡				
↓							













	kW					! #		
<b>MERCEDES-BENZ - E-KLASSE (W210) 06/95→08/03</b>								
 <b>Seilzug, Feststellbremse</b>								
E 240 (210.061) E 430 (210.070) E 55 AMG (210.074)	125 205 260	06/97→08/00 06/97→03/02 08/97→03/02	➡	<input type="checkbox"/> ; 09/97→; für Linkslenker; Scheibenbremse			<b>24.3727-0424.2 580424</b>	L= 1.058
			➡	<input type="checkbox"/> ; 09/97→; für Linkslenker; Scheibenbremse			<b>24.3727-0425.2 580425</b>	L= 1.031
			➡	<input type="checkbox"/> ; 09/97→; für Rechtslenker; Scheibenbremse			<b>24.3727-0425.2 580425</b>	L= 1.031
E 280 (210.053) E 320 (210.055)	142 162	01/96→06/97 06/95→06/97	⬅	<input type="checkbox"/> ; für Linkslenker; Scheibenbremse	1		<b>24.3727-0426.2 580426</b>	L= 2.613
			➡	<input type="checkbox"/> ; für Linkslenker; Scheibenbremse			<b>24.3727-0424.2 580424</b>	L= 1.058
			➡	<input type="checkbox"/> ; → 09/96; für Rechtslenker; Scheibenbremse			<b>24.3727-0424.2 580424</b>	L= 1.058
			➡	<input type="checkbox"/> ; 10/96→; für Rechtslenker; Scheibenbremse			<b>24.3727-0424.2 580424</b>	L= 1.058
			➡	<input type="checkbox"/> ; für Linkslenker; Scheibenbremse			<b>24.3727-0425.2 580425</b>	L= 1.031
			➡	<input type="checkbox"/> ; 10/96→; für Rechtslenker; Scheibenbremse			<b>24.3727-0425.2 580425</b>	L= 1.031
			➡	<input type="checkbox"/> ; → 09/96; für Rechtslenker; Scheibenbremse			<b>24.3727-0425.2 580425</b>	L= 1.031
<b>MERCEDES-BENZ - E-KLASSE (W211) 03/02→03/09</b>								
 <b>Bremsbackensatz, Feststellbremse</b>								
E 200 CDI (211.004) E 200 CDI (211.004) E 200 CDI (211.007) E 200 Kompressor (211.041) E 200 Kompressor (211.042) E 200 NGT (211.041) E 220 CDI E 220 CDI (211.006) E 220 CDI (211.006) E 220 CDI (211.008) E 230 (211.052) E 240 (211.061) E 240 4-matic (211.080) E 270 CDI (211.016) E 270 CDI (211.016) E 280 4-matic (211.092) E 280 CDI (211.020) E 280 CDI (211.023) E 280 CDI 4-matic (211.084) E 300 BlueTEC (211.024) E 320 (211.065) E 320 4-matic (211.082) E 320 CDI (211.022) E 320 CDI (211.026) E 320 CDI 4-matic (211.089) E 350 (211.056) E 350 4-matic (211.087) E 350 CGI (211.057) E 420 CDI (211.029) E 500 (211.070) E 500 (211.072) E 500 4-matic (211.083) E 500 4-matic (211.090) E 55 AMG Kompressor (211.076) E 63 AMG (211.077, 211.177)	75 90 100 135 120 120 120 100 110 125 150 130 130 120 130 170 140 130 140 155 165 165 165 150 165 200 200 215 231 225 285 225 285 350 378	07/02→12/08 07/02→12/08 04/06→12/08 04/06→12/08 11/02→12/08 03/04→12/08 03/03→12/08 03/02→12/08 03/02→12/08 04/06→12/08 09/07→12/08 03/02→12/08 03/03→12/08 03/02→12/08 03/02→12/08 01/06→12/08 03/05→12/08 05/04→12/08 03/05→12/08 09/07→12/08 03/02→12/08 03/03→12/08 03/05→12/08 11/02→12/08 03/05→12/08 03/05→12/08 09/07→12/08 01/06→12/08 03/02→12/08 04/06→12/08 10/03→12/08 04/06→12/08 10/02→12/08 03/06→12/08					<b>03.0137-4017.2 654017</b>	∅ 180 x 25 + Zub
E 280 (211.054)	170	03/05→12/08		05/05→			<b>03.0137-4017.2 654017</b>	∅ 180 x 25 + Zub
E 400 CDI (211.028)	191	02/03→12/08		03/03→			<b>03.0137-4017.2 654017</b>	∅ 180 x 25 + Zub
<b>Zubehörsatz, Feststellbremsbacken</b>								
E 200 CDI (211.004) E 200 CDI (211.004) E 200 CDI (211.007) E 200 Kompressor (211.041) E 200 Kompressor (211.042) E 200 NGT (211.041) E 220 CDI E 220 CDI (211.006) E 220 CDI (211.006) ↓	75 90 100 135 120 120 120 100 110	07/02→12/08 07/02→12/08 04/06→12/08 04/06→12/08 11/02→12/08 03/04→12/08 03/03→12/08 03/02→12/08 03/02→12/08					<b>03.0137-9297.2 669297</b>	

	kW			 	! #		
<b>MERCEDES-BENZ - E-KLASSE (W211) 03/02→03/09</b>							
<b>Zubehörsatz, Feststellbremsbacken</b>							
E 220 CDI (211.008)	125	04/06→12/08				<b>03.0137-9297.2</b>	<b>669297</b>
E 230 (211.052)	150	09/07→12/08					
E 240 (211.061)	130	03/02→12/08					
E 240 4-matic (211.080)	130	03/03→12/08					
E 270 CDI (211.016)	120	03/02→12/08					
E 270 CDI (211.016)	130	03/02→12/08					
E 280 4-matic (211.092)	170	01/06→12/08					
E 280 CDI (211.020)	140	03/05→12/08					
E 280 CDI (211.023)	130	05/04→12/08					
E 280 CDI 4-matic (211.084)	140	03/05→12/08					
E 300 BlueTEC (211.024)	155	09/07→12/08					
E 320 (211.065)	165	03/02→12/08					
E 320 4-matic (211.082)	165	03/03→12/08					
E 320 CDI (211.022)	165	03/05→12/08					
E 320 CDI (211.026)	150	11/02→12/08					
E 320 CDI 4-matic (211.089)	165	03/05→12/08					
E 350 (211.056)	200	03/05→12/08					
E 350 4-matic (211.087)	200	03/05→12/08					
E 350 CGI (211.057)	215	09/07→12/08					
E 420 CDI (211.029)	231	01/06→12/08					
E 500 (211.070)	225	03/02→12/08					
E 500 (211.072)	285	04/06→12/08					
E 500 4-matic (211.083)	225	10/03→12/08					
E 500 4-matic (211.090)	285	04/06→12/08					
E 55 AMG Kompressor (211.076)	350	10/02→12/08					
E 63 AMG (211.077, 211.177)	378	03/06→12/08					
E 280 (211.054)	170	03/05→12/08		05/05→		<b>03.0137-9297.2</b>	<b>669297</b>
E 400 CDI (211.028)	191	02/03→12/08		03/03→		<b>03.0137-9297.2</b>	<b>669297</b>
<b> Seilzug, Feststellbremse</b>							
E 200 CDI (211.004)	75	07/02→12/08		<input type="checkbox"/> ; für Linkslenker	1	<b>24.3727-0447.2</b>	<b>580447</b> L= 1.952
E 200 CDI (211.004)	90	07/02→12/08	➡	<input type="checkbox"/> ; für Linkslenker		<b>24.3727-0448.2</b>	<b>580448</b> L= 1.726
E 200 CDI (211.007)	100	04/06→12/08	➡	<input type="checkbox"/> ; für Rechtslenker		<b>24.3727-0448.2</b>	<b>580448</b> L= 1.726
E 200 Kompressor (211.041)	135	04/06→12/08	➡	<input type="checkbox"/> ; für Linkslenker		<b>24.3727-0449.2</b>	<b>580449</b> L= 1.742
E 200 Kompressor (211.042)	120	11/02→12/08	➡	<input type="checkbox"/> ; für Rechtslenker		<b>24.3727-0449.2</b>	<b>580449</b> L= 1.742
E 200 NGT (211.041)	120	03/04→12/08					
E 220 CDI	120	03/03→12/08					
E 220 CDI (211.006)	100	03/02→12/08					
E 220 CDI (211.006)	110	03/02→12/08					
E 220 CDI (211.008)	125	04/06→12/08					
E 230 (211.052)	150	09/07→12/08					
E 240 (211.061)	130	03/02→12/08					
E 240 4-matic (211.080)	130	03/03→12/08					
E 270 CDI (211.016)	120	03/02→12/08					
E 270 CDI (211.016)	130	03/02→12/08					
E 280 4-matic (211.092)	170	01/06→12/08					
E 280 CDI (211.023)	130	05/04→12/08					
E 320 (211.065)	165	03/02→12/08					
E 320 4-matic (211.082)	165	03/03→12/08					
E 320 CDI (211.026)	150	11/02→12/08					
E 350 (211.056)	200	03/05→12/08					
E 350 4-matic (211.087)	200	03/05→12/08					
E 350 CGI (211.057)	215	09/07→12/08					
E 420 CDI (211.029)	231	01/06→12/08					
E 500 (211.070)	225	03/02→12/08					
E 500 (211.072)	285	04/06→12/08					
E 500 4-matic (211.083)	225	10/03→12/08					
E 500 4-matic (211.090)	285	04/06→12/08					
E 55 AMG Kompressor (211.076)	350	10/02→12/08					
E 63 AMG (211.077, 211.177)	378	03/06→12/08					
E 280 (211.054)	170	03/05→12/08		<input type="checkbox"/> ; 05/05→; für Linkslenker	1	<b>24.3727-0447.2</b>	<b>580447</b> L= 1.952
			➡	<input type="checkbox"/> ; 05/05→; für Rechtslenker		<b>24.3727-0448.2</b>	<b>580448</b> L= 1.726
			➡	<input type="checkbox"/> ; 05/05→; für Linkslenker		<b>24.3727-0448.2</b>	<b>580448</b> L= 1.726
			➡	<input type="checkbox"/> ; 05/05→; für Linkslenker		<b>24.3727-0449.2</b>	<b>580449</b> L= 1.742
			➡	<input type="checkbox"/> ; 05/05→; für Rechtslenker		<b>24.3727-0449.2</b>	<b>580449</b> L= 1.742
E 400 CDI (211.028)	191	02/03→12/08		<input type="checkbox"/> ; 03/03→; für Linkslenker	1	<b>24.3727-0447.2</b>	<b>580447</b> L= 1.952
			➡	<input type="checkbox"/> ; 03/03→; für Linkslenker		<b>24.3727-0448.2</b>	<b>580448</b> L= 1.726
			➡	<input type="checkbox"/> ; 03/03→; für Rechtslenker		<b>24.3727-0448.2</b>	<b>580448</b> L= 1.726
			➡	<input type="checkbox"/> ; 03/03→; für Rechtslenker		<b>24.3727-0449.2</b>	<b>580449</b> L= 1.742












	kW					! #		
<b>MERCEDES-BENZ - E-KLASSE (W211) 03/02→03/09</b>								
<b>Seilzug, Feststellbremse</b>								
E 400 CDI (211.028)	191	02/03→12/08			03/03→; für Linkslenker		<b>24.3727-0449.2 580449</b>	L= 1.742
<b>MERCEDES-BENZ - E-KLASSE (W212) 01/09→</b>								
<b>Bremsbackensatz, Feststellbremse</b>								
E 200 (212.034)	135	01/13→					<b>03.0137-4007.2 654007</b>	Ø 180 x 25 - HEB / + Zub
E 200 CGI (212.048, 212.148)	135	08/09→						
E 200 NGT (212.035)	115	07/13→						
E 200 NGT (212.041)	120	03/11→						
E 220 BlueTEC (212.001)	130	05/14→						
E 220 BlueTEC 4-matic (212.011)	125	01/15→						
E 250 (212.036)	155	01/13→						
E 250 CGI (212.047, 212.147)	150	01/09→						
E 300 (212.055)	185	07/11→						
E 300 4-matic (212.080)	185	07/11→						
E 350 (212.059)	225	09/11→						
E 350 4-matic (212.088)	225	09/11→						
E 350 BlueTEC (212.026)	190	05/14→						
E 350 BlueTEC 4-matic (212.094)	190	05/14→						
E 350 CDI (212.023)	195	03/11→						
E 350 CDI 4-matic (212.089)	170	09/09→						
E 350 CDI 4-matic (212.093)	195	03/11→						
E 400 (212.061)	245	07/14→						
E 400 (212.065)	245	01/13→						
E 400 4-matic (212.067)	245	01/13→						
E 400 4-matic (212.099)	245	07/14→						
E 500 (212.073)	300	09/11→						
E 500 4-matic (212.091)	300	09/11→						
E 63 AMG (212.074)	386	02/11→						
E 63 AMG (212.074)	410	02/11→						
E 63 AMG (212.077)	386	12/09→						
E 63 AMG 4-matic (212.092)	410	02/11→						
E 200 CDI / BlueTEC (212.005, 212.006)	100	01/09→			03/09→		<b>03.0137-4007.2 654007</b>	Ø 180 x 25 - HEB / + Zub
E 220 CDI	120	01/09→						
E 220 CDI / BlueTEC (212.001, 212.002)	125	01/09→						
E 250 CDI / BlueTEC (212.003, 212.004)	150	01/09→						
E 250 CDI / BlueTEC 4-matic (212.082, 212.097)	150	01/09→						
E 300 (212.054)	170	01/09→						
E 350 (212.056)	200	01/09→						
E 350 4-matic (212.087)	200	01/09→08/11						
E 350 BlueTEC (212.024)	155	01/09→						
E 350 CDI (212.025)	170	01/09→						
E 350 CGI (212.057)	215	01/09→08/11						
E 500 (212.072)	285	01/09→						
E 500 4-matic (212.090)	285	01/09→						
E 300 CDI / BlueTEC (212.020, 212.021, 212.027)	170	03/11→			04/11→		<b>03.0137-4007.2 654007</b>	Ø 180 x 25 - HEB / + Zub
E 300 Hybrid / BlueTEC Hybrid (212.098)	150	12/11→			06/12→		<b>03.0137-4007.2 654007</b>	Ø 180 x 25 - HEB / + Zub
E 350 BlueTEC	185	11/12→			01/13→		<b>03.0137-4007.2 654007</b>	Ø 180 x 25 - HEB / + Zub
E 350 BlueTEC 4-matic (212.094)	185	11/12→						
E 63 AMG (212.075)	430	02/13→			04/13→		<b>03.0137-4007.2 654007</b>	Ø 180 x 25 - HEB / + Zub
E 63 AMG 4-matic (212.076)	430	02/13→						
<b>Seilzug, Feststellbremse</b>								
E 200 (212.034)	135	01/13→				für Rechtslenker; Scheibenbremse	1 <b>24.3727-0483.2 580483</b>	L= 1.250
E 200 CGI (212.048, 212.148)	135	08/09→				für Linkslenker; Scheibenbremse	1 <b>24.3727-0483.2 580483</b>	L= 1.250
E 200 NGT (212.035)	115	07/13→				für Rechtslenker; Scheibenbremse	1 <b>24.3727-0479.2 580479</b>	L= 1.660
E 200 NGT (212.041)	120	03/11→				für Linkslenker; Scheibenbremse	1 <b>24.3727-0484.2 580484</b>	L= 2.040
E 220 BlueTEC (212.001)	130	05/14→				für Rechtslenker; Scheibenbremse	2 <b>24.3727-0478.2 580478</b>	L= 743
E 220 BlueTEC 4-matic (212.011)	125	01/15→				für Linkslenker; Scheibenbremse	2 <b>24.3727-0478.2 580478</b>	L= 743
E 250 (212.036)	155	01/13→						












	kw			 	! #		
<b>MERCEDES-BENZ - E-KLASSE (W212) 01/09→</b>							
<b>Seilzug, Feststellbremse</b>							
E 250 CGI (212.047, 212.147)	150	01/09→		☐; für Rechtslenker; Scheibenbremse	1	24.3727-0483.2 580483	L= 1.250
E 300 (212.055)	185	07/11→		☐; für Linkslenker; Scheibenbremse	1	24.3727-0483.2 580483	L= 1.250
E 300 4-matic (212.080)	185	07/11→	←	☒; für Rechtslenker; Scheibenbremse	1	24.3727-0479.2 580479	L= 1.660
E 350 (212.059)	225	09/11→	←	☒; für Linkslenker; Scheibenbremse	1	24.3727-0484.2 580484	L= 2.040
E 350 4-matic (212.088)	225	09/11→	←	☒; für Linkslenker; Scheibenbremse	1	24.3727-0484.2 580484	L= 2.040
E 350 BlueTEC (212.026)	190	05/14→	→	☒; für Rechtslenker; Scheibenbremse	2	24.3727-0478.2 580478	L= 743
E 350 BlueTEC 4-matic (212.094)	190	05/14→	→	☒; für Linkslenker; Scheibenbremse	2	24.3727-0478.2 580478	L= 743
E 350 CDI (212.023)	195	03/11→					
E 350 CDI 4-matic (212.089)	170	09/09→					
E 400 (212.061)	245	07/14→					
E 400 (212.065)	245	01/13→					
E 400 4-matic (212.067)	245	01/13→					
E 400 4-matic (212.099)	245	07/14→					
E 500 (212.073)	300	09/11→					
E 500 4-matic (212.091)	300	09/11→					
E 63 AMG (212.074)	386	02/11→					
E 63 AMG (212.074)	410	02/11→					
E 63 AMG (212.077)	386	12/09→					
E 63 AMG 4-matic (212.092)	410	02/11→					
E 200 CDI / BlueTEC (212.005, 212.006)	100	01/09→		☐; 03/09→; für Rechtslenker; Scheibenbremse	1	24.3727-0483.2 580483	L= 1.250
E 220 CDI	120	01/09→					
E 220 CDI / BlueTEC (212.001, 212.002)	125	01/09→		☐; 03/09→; für Linkslenker; Scheibenbremse	1	24.3727-0483.2 580483	L= 1.250
E 250 CDI / BlueTEC (212.003, 212.004)	150	01/09→	←	☒; 03/09→; für Rechtslenker; Scheibenbremse	1	24.3727-0479.2 580479	L= 1.660
E 250 CDI / BlueTEC 4-matic (212.082, 212.097)	150	01/09→	←	☒; 03/09→; für Linkslenker; Scheibenbremse	1	24.3727-0484.2 580484	L= 2.040
E 300 (212.054)	170	01/09→	→	☒; 03/09→; für Rechtslenker; Scheibenbremse	2	24.3727-0478.2 580478	L= 743
E 350 (212.056)	200	01/09→	→	☒; 03/09→; für Rechtslenker; Scheibenbremse	2	24.3727-0478.2 580478	L= 743
E 350 4-matic (212.087)	200	01/09→08/11	→	☒; 03/09→; für Rechtslenker; Scheibenbremse	2	24.3727-0478.2 580478	L= 743
E 350 BlueTEC (212.024)	155	01/09→	→	☒; 03/09→; für Linkslenker; Scheibenbremse	2	24.3727-0478.2 580478	L= 743
E 350 CDI (212.025)	170	01/09→					
E 350 CGI (212.057)	215	01/09→08/11					
E 500 (212.072)	285	01/09→					
E 500 4-matic (212.090)	285	01/09→					
E 300 CDI / BlueTEC (212.020, 212.021, 212.027)	170	03/11→		☐; 04/11→; für Linkslenker; Scheibenbremse	1	24.3727-0483.2 580483	L= 1.250
				☐; 04/11→; für Rechtslenker; Scheibenbremse	1	24.3727-0483.2 580483	L= 1.250
			←	☒; 04/11→; für Rechtslenker; Scheibenbremse	1	24.3727-0479.2 580479	L= 1.660
			←	☒; 04/11→; für Linkslenker; Scheibenbremse	1	24.3727-0484.2 580484	L= 2.040
			→	☒; 04/11→; für Linkslenker; Scheibenbremse	2	24.3727-0478.2 580478	L= 743
			→	☒; 04/11→; für Rechtslenker; Scheibenbremse	2	24.3727-0478.2 580478	L= 743
E 300 Hybrid / BlueTEC Hybrid (212.098)	150	12/11→		☐; 06/12→; für Rechtslenker; Scheibenbremse	1	24.3727-0483.2 580483	L= 1.250
				☐; 06/12→; für Linkslenker; Scheibenbremse	1	24.3727-0483.2 580483	L= 1.250
			←	☒; 06/12→; für Rechtslenker; Scheibenbremse	1	24.3727-0479.2 580479	L= 1.660
			←	☒; 06/12→; für Linkslenker; Scheibenbremse	1	24.3727-0484.2 580484	L= 2.040
			→	☒; 06/12→; für Rechtslenker; Scheibenbremse	2	24.3727-0478.2 580478	L= 743
			→	☒; 06/12→; für Linkslenker; Scheibenbremse	2	24.3727-0478.2 580478	L= 743
E 350 BlueTEC	185	11/12→		☐; 01/13→; für Linkslenker; Scheibenbremse	1	24.3727-0483.2 580483	L= 1.250
E 350 BlueTEC 4-matic (212.094)	185	11/12→		☐; 01/13→; für Rechtslenker; Scheibenbremse	1	24.3727-0483.2 580483	L= 1.250
			←	☒; 01/13→; für Rechtslenker; Scheibenbremse	1	24.3727-0479.2 580479	L= 1.660
			←	☒; 01/13→; für Linkslenker; Scheibenbremse	1	24.3727-0484.2 580484	L= 2.040
			→	☒; 01/13→; für Rechtslenker; Scheibenbremse	2	24.3727-0478.2 580478	L= 743
			→	☒; 01/13→; für Linkslenker; Scheibenbremse	2	24.3727-0478.2 580478	L= 743



























	kW					! #		
<b>MERCEDES-BENZ - E-KLASSE (W212) 01/09→</b>								
 <b>Seilzug, Feststellbremse</b>								
E 350 CDI 4-matic (212.093)	195	03/11→		☐; für Linkslenker; Scheibenbremse	1	24.3727-0483.2	580483	L= 1.250
			←	☐; für Linkslenker; Scheibenbremse	1	24.3727-0484.2	580484	L= 2.040
			→	☐; für Linkslenker; Scheibenbremse	2	24.3727-0478.2	580478	L= 743
E 63 AMG (212.075) E 63 AMG 4-matic (212.076)	430 430	02/13→ 02/13→		☐; 04/13→; für Linkslenker; Scheibenbremse	1	24.3727-0483.2	580483	L= 1.250
			←	☐; 04/13→; für Rechtslenker; Scheibenbremse	1	24.3727-0483.2	580483	L= 1.250
			←	☐; 04/13→; für Rechtslenker; Scheibenbremse	1	24.3727-0479.2	580479	L= 1.660
			←	☐; 04/13→; für Linkslenker; Scheibenbremse	1	24.3727-0484.2	580484	L= 2.040
			→	☐; 04/13→; für Rechtslenker; Scheibenbremse	2	24.3727-0478.2	580478	L= 743
			→	☐; 04/13→; für Linkslenker; Scheibenbremse	2	24.3727-0478.2	580478	L= 743
<b>MERCEDES-BENZ - E-KLASSE Cabriolet (A124) 05/93→03/98</b>								
 <b>Bremsbackensatz, Feststellbremse</b>								
E 200 (124.060)	100	06/93→03/98				03.0137-0170.2	650170	Ø 164 x 20 + Zub
E 220 (124.062)	110	06/93→03/98						
E 320 (124.066)	162	06/93→03/98						
E 36 AMG (124.066)	200	05/94→03/98						
 <b>Seilzug, Feststellbremse</b>								
E 200 (124.060)	100	06/93→03/98	→	☐; Scheibenbremse	2	24.3727-0409.2	580409	L= 1.060
E 220 (124.062)	110	06/93→03/98						
E 320 (124.066)	162	06/93→03/98						
E 36 AMG (124.066)	200	05/94→03/98						
<b>MERCEDES-BENZ - E-KLASSE Cabriolet (A207) 01/10→</b>								
 <b>Bremsbackensatz, Feststellbremse</b>								
E 200 (207.434)	135	03/13→				03.0137-4005.2	654005	Ø 164 x 25 + Zub
E 220 BlueTEC (207.401)	130	05/14→						
E 250 (207.436)	155	06/13→						
E 300 (207.455)	185	04/11→						
E 320 (207.462)	200	07/14→						
E 350 (207.459)	225	04/11→						
E 350 BlueTEC/ d (207.426)	190	05/14→						
E 350 BlueTEC (207.426)	185	06/13→						
E 350 CDI	195	04/11→						
E 400 (207.461)	245	07/14→						
E 400 (207.465)	245	06/13→						
E 500 (207.473)	300	09/11→						
E 550	299	09/11→						
E 200 CGI (207.448)	135	01/10→		03/10→		03.0137-4005.2	654005	Ø 164 x 25 + Zub
E 220 CDI / BlueTEC / d (207.402, 207.401)	125	01/10→						
E 220 CDI (207.402)	120	02/10→						
E 250 CDI / BlueTEC / d (207.403, 207.404)	150	01/10→						
E 250 CGI (207.447)	150	01/10→						
E 350 CDI (207.422)	170	01/10→						
E 350 CGI (207.457)	215	01/10→						
E 500 (207.472)	285	01/10→						
 <b>Seilzug, Feststellbremse</b>								
E 200 (207.434)	135	03/13→		☐; für Linkslenker; Scheibenbremse	1	24.3727-0470.2	580470	L= 1.152
E 220 BlueTEC (207.401)	130	05/14→		☐; für Rechtslenker; Scheibenbremse	1	24.3727-0470.2	580470	L= 1.152
E 250 (207.436)	155	06/13→	←	☐; für Linkslenker; Scheibenbremse	1	24.3727-0465.2	580465	L= 2.057
E 300 (207.455)	185	04/11→	→	☐; für Linkslenker; Scheibenbremse	2	24.3727-0467.2	580467	L= 728
E 320 (207.462)	200	07/14→	→	☐; für Rechtslenker; Scheibenbremse	2	24.3727-0467.2	580467	L= 728
E 350 (207.459)	225	04/11→						
E 350 BlueTEC/ d (207.426)	190	05/14→						
E 350 BlueTEC (207.426)	185	06/13→						
E 350 CDI	195	04/11→						
E 400 (207.461)	245	07/14→						
E 400 (207.465)	245	06/13→						
E 500 (207.473)	300	09/11→						
E 550	299	09/11→						
↓								












	kW				! #		
<b>MERCEDES-BENZ - E-KLASSE Cabriolet (A207) 01/10→</b>							
 <b>Seilzug, Feststellbremse</b>							
E 200 CGI (207.448)	135	01/10→		☐; 03/10→; für Linkslenker; Scheibenbremse	1	24.3727-0470.2 580470	L= 1.152
E 220 CDI / BlueTEC / d (207.402, 207.401)	125	01/10→		☐; 03/10→; für Rechtslenker; Scheibenbremse	1	24.3727-0470.2 580470	L= 1.152
E 220 CDI (207.402)	120	02/10→					
E 250 CDI / BlueTEC / d (207.403, 207.404)	150	01/10→	←	☐; 03/10→; für Linkslenker; Scheibenbremse	1	24.3727-0465.2 580465	L= 2.057
E 250 CGI (207.447)	150	01/10→					
E 350 CDI (207.422)	170	01/10→	→	☐; 03/10→; für Rechtslenker; Scheibenbremse	2	24.3727-0467.2 580467	L= 728
E 350 CGI (207.457)	215	01/10→					
E 500 (207.472)	285	01/10→	→	☐; 03/10→; für Linkslenker; Scheibenbremse	2	24.3727-0467.2 580467	L= 728
<b>MERCEDES-BENZ - E-KLASSE Coupe (C124) 06/93→06/97</b>							
 <b>Bremsbackensatz, Feststellbremse</b>							
E 200 (124.040)	100	06/93→06/97				03.0137-0170.2 650170	Ø 164 x 20 + Zub
E 220 (124.042)	110	06/93→06/97					
E 320 (124.052)	162	06/93→06/97					
E 36 AMG (124.052)	195	06/93→04/95					
E 36 AMG (124.052)	200	05/94→06/97					
 <b>Seilzug, Feststellbremse</b>							
E 200 (124.040)	100	06/93→06/97	→	☐; Scheibenbremse	2	24.3727-0409.2 580409	L= 1.060
E 220 (124.042)	110	06/93→06/97					
E 320 (124.052)	162	06/93→06/97					
E 36 AMG (124.052)	195	06/93→04/95					
E 36 AMG (124.052)	200	05/94→06/97					
<b>MERCEDES-BENZ - E-KLASSE Coupe (C207) 01/09→</b>							
 <b>Bremsbackensatz, Feststellbremse</b>							
E 200 (207.334)	135	06/13→				03.0137-4005.2 654005	Ø 164 x 25 + Zub
E 200 CGI (207.348)	135	01/10→					
E 220 BlueTEC (207.301)	130	05/14→					
E 220 CDI	120	07/14→					
E 220 CDI / d (207.302)	125	01/10→					
E 250 (207.336)	155	06/13→					
E 300 (207.355)	185	04/11→					
E 320 (207.362)	200	07/14→					
E 350 (207.356)	225	04/11→					
E 350 4-matic (207.388)	225	02/13→					
E 350 BlueTEC	185	03/13→					
E 350 BlueTEC / d (207.326)	190	05/14→					
E 350 CDI	195	04/11→					
E 400	245	06/13→					
E 400 (207.361)	245	07/14→					
E 500 (207.373)	300	09/11→					
E 250 CDI / BlueTEC / d (207.303)	150	01/09→		05/09→		03.0137-4005.2 654005	Ø 164 x 25 + Zub
E 250 CGI (207.347)	150	01/09→					
E 350 CDI (207.322)	170	01/09→					
E 350 CGI (207.357)	215	01/09→					
E 500 (207.372)	285	01/09→					
 <b>Seilzug, Feststellbremse</b>							
E 200 (207.334)	135	06/13→		☐; für Linkslenker	1	24.3727-0470.2 580470	L= 1.152
E 200 CGI (207.348)	135	01/10→		☐; für Rechtslenker	1	24.3727-0470.2 580470	L= 1.152
E 220 BlueTEC (207.301)	130	05/14→					
E 220 CDI	120	07/14→	←	☐; für Linkslenker; Scheibenbremse	1	24.3727-0465.2 580465	L= 2.057
E 220 CDI / d (207.302)	125	01/10→	→	☐; für Linkslenker	2	24.3727-0467.2 580467	L= 728
E 250 (207.336)	155	06/13→	→	☐; für Rechtslenker; Scheibenbremse	2	24.3727-0467.2 580467	L= 728
E 300 (207.355)	185	04/11→					
E 320 (207.362)	200	07/14→					
E 350 (207.356)	225	04/11→					
E 350 4-matic (207.388)	225	02/13→					
E 350 BlueTEC	185	03/13→					
E 350 BlueTEC / d (207.326)	190	05/14→					
E 350 CDI	195	04/11→					
E 400	245	06/13→					
E 400 (207.361)	245	07/14→					
E 500 (207.373)	300	09/11→					
E 250 CDI / BlueTEC / d (207.303)	150	01/09→		☐; 05/09→; für Rechtslenker	1	24.3727-0470.2 580470	L= 1.152
E 250 CGI (207.347)	150	01/09→		☐; 05/09→; für Linkslenker	1	24.3727-0470.2 580470	L= 1.152
E 350 CDI (207.322)	170	01/09→	←	☐; 05/09→; für Linkslenker; Scheibenbremse	1	24.3727-0465.2 580465	L= 2.057
E 350 CGI (207.357)	215	01/09→					
E 500 (207.372)	285	01/09→					

	kW					! #								
<b>MERCEDES-BENZ - E-KLASSE Coupe (C207) 01/09→</b>														
 <b>Seilzug, Feststellbremse</b>														
E 250 CDI / BlueTEC / d (207.303)	150	01/09→	➡	⬇️; 05/09→; für Rechtslenker; Scheibenbremse	2	24.3727-0467.2	580467	L= 728						
E 250 CGI (207.347)	150	01/09→	➡	⬇️; 05/09→; für Linkslenker	2	24.3727-0467.2	580467	L= 728						
E 350 CDI (207.322)	170	01/09→												
E 350 CGI (207.357)	215	01/09→												
E 500 (207.372)	285	01/09→												
<b>MERCEDES-BENZ - E-KLASSE Kombi (S124) 06/93→06/96</b>														
 <b>Bremsbackensatz, Feststellbremse</b>														
E 200 T (124.079)	100	06/93→06/96				03.0137-0170.2	650170	Ø 164 x 20 + Zub						
E 220 T (124.082)	110	06/93→06/96												
E 250 TD (124.186)	83	06/93→06/96												
E 250 Turbo D	93	06/93→06/96												
E 280 T (124.088)	145	06/93→06/96												
E 280 T (124.088)	142	06/93→06/96												
E 300 T 4-matic (124.290)	132	06/93→06/96												
E 300 TD (124.191)	100	06/93→06/96												
E 300 TE-24 AMG (124.091)	162	06/93→06/96												
E 300 T Turbo-D (124.193)	108	06/93→06/96												
E 300 T Turbo-D 4-matic (124.393)	108	06/93→06/96												
E 320 T (124.092)	162	06/93→06/96												
E 36 T AMG (124.092)	200	05/94→06/96												
 <b>Seilzug, Feststellbremse</b>														
E 200 T (124.079)	100	06/93→06/96	←	⬆️	1	24.3727-0411.2	580411	L= 2.496						
E 220 T (124.082)	110	06/93→06/96	➡	⬇️; Scheibenbremse	2	24.3727-0409.2	580409	L= 1.060						
E 250 TD (124.186)	83	06/93→06/96												
E 250 Turbo D	93	06/93→06/96												
E 280 T (124.088)	145	06/93→06/96												
E 280 T (124.088)	142	06/93→06/96												
E 300 T 4-matic (124.290)	132	06/93→06/96												
E 300 TD (124.191)	100	06/93→06/96												
E 300 TE-24 AMG (124.091)	162	06/93→06/96												
E 300 T Turbo-D (124.193)	108	06/93→06/96												
E 300 T Turbo-D 4-matic (124.393)	108	06/93→06/96												
E 320 T (124.092)	162	06/93→06/96												
E 36 T AMG (124.092)	200	05/94→06/96												
<b>MERCEDES-BENZ - E-KLASSE Kombi (S210) 06/96→03/03</b>														
 <b>Bremsbackensatz, Feststellbremse</b>														
E 200 T (210.235)	100	06/96→08/00	➡			03.0137-4012.2	654012	Ø 164 x 25 + Zub						
E 200 T Kompressor (210.248)	120	08/00→03/03												
E 230 T (210.237)	110	06/96→06/97												
E 240 T (210.262)	125	08/00→03/03												
E 280 T 4-matic (210.281)	150	12/96→03/03												
E 300 T Turbo-D (210.225)	130	12/96→07/99												
E 320 T (210.265)	165	12/96→03/03												
E 320 T CDI (210.226)	145	07/99→03/03												
E 420 T (210.272)	205	06/96→06/97												
E 430 T 4-matic (210.283)	205	05/99→03/03												
E 55 T AMG 4-matic (210.274)	260	03/01→03/03												
E 200 T Kompressor (210.245)	137	06/97→03/03	➡	09/97→		03.0137-4012.2	654012	Ø 164 x 25 + Zub						
E 240 T (210.261)	125	06/97→03/03												
E 250 T Turbo-D (210.215)	110	06/97→07/99												
E 430 T (210.270)	205	06/97→03/03												
E 55 T AMG (210.274)	260	08/97→03/03												
E 220 T CDI (210.206)	100	05/99→03/03	➡	Radstand [mm]: 3.570		03.0137-0244.2	650244	Ø 164 x 25 + Zub						
E 220 T CDI (210.206)	105	07/99→03/03	➡	Radstand [mm]: 2.833		03.0137-4012.2	654012	Ø 164 x 25 + Zub						
E 270 T CDI	120	02/00→03/03												
E 270 T CDI (210.216)	125	07/99→03/03												
E 290 T Turbo-D (210.217)	95	06/96→07/99												
E 220 T CDI (210.206)	92	06/98→07/99	➡	07/98→; Radstand [mm]: 3.570		03.0137-0244.2	650244	Ø 164 x 25 + Zub						
			➡	07/98→; Radstand [mm]: 2.833		03.0137-4012.2	654012	Ø 164 x 25 + Zub						
↓														



	kW			 	! #		
<b>MERCEDES-BENZ - E-KLASSE Kombi (S210) 06/96→03/03</b>							
<b> Bremsbackensatz, Feststellbremse</b>							
E 250 T D (210.210)	83	06/96→07/99	➡	Radstand [mm]: 3.570		<b>03.0137-0244.2 650244</b>	Ø 164 x 25 + Zub
			➡	für Rechtslenker; Radstand [mm]: 2.833		<b>03.0137-4012.2 654012</b>	Ø 164 x 25 + Zub
			➡	Radstand [mm]: 2.833		<b>03.0137-4012.2 654012</b>	Ø 164 x 25 + Zub
E 280 T (210.263)	150	12/96→03/03	➡	Radstand [mm]: 3.570		<b>03.0137-4012.2 654012</b>	Ø 164 x 25 + Zub
E 320 T 4-matic (210.282)	165	12/96→03/03	➡	06/97→		<b>03.0137-4012.2 654012</b>	Ø 164 x 25 + Zub
<b>Zubehörsatz, Feststellbremsbacken</b>							
E 200 T (210.235)	100	06/96→08/00				<b>03.0137-9248.2 669248</b>	
E 200 T Kompressor (210.248)	120	08/00→03/03					
E 230 T (210.237)	110	06/96→06/97					
E 240 T (210.262)	125	08/00→03/03					
E 280 T 4-matic (210.281)	150	12/96→03/03					
E 300 T Turbo-D (210.225)	130	12/96→07/99					
E 320 T (210.265)	165	12/96→03/03					
E 320 T CDI (210.226)	145	07/99→03/03					
E 420 T (210.272)	205	06/96→06/97					
E 430 T 4-matic (210.283)	205	05/99→03/03					
E 55 T AMG 4-matic (210.274)	260	03/01→03/03					
E 200 T Kompressor (210.245)	137	06/97→03/03		09/97→		<b>03.0137-9248.2 669248</b>	
E 240 T (210.261)	125	06/97→03/03					
E 250 T Turbo-D (210.215)	110	06/97→07/99					
E 430 T (210.270)	205	06/97→03/03					
E 55 T AMG (210.274)	260	08/97→03/03					
E 220 T CDI (210.206)	100	05/99→03/03		Radstand [mm]: 2.833		<b>03.0137-9248.2 669248</b>	
E 220 T CDI (210.206)	105	07/99→03/03					
E 270 T CDI	120	02/00→03/03					
E 270 T CDI (210.216)	125	07/99→03/03					
E 290 T Turbo-D (210.217)	95	06/96→07/99					
E 220 T CDI (210.206)	92	06/98→07/99		07/98→; Radstand [mm]: 2.833		<b>03.0137-9248.2 669248</b>	
E 250 T D (210.210)	83	06/96→07/99		für Rechtslenker; Radstand [mm]: 2.833		<b>03.0137-9248.2 669248</b>	
				Radstand [mm]: 2.833		<b>03.0137-9248.2 669248</b>	
E 280 T (210.263)	150	12/96→03/03		Radstand [mm]: 3.570		<b>03.0137-9248.2 669248</b>	
E 320 T 4-matic (210.282)	165	12/96→03/03		06/97→		<b>03.0137-9248.2 669248</b>	
<b> Seilzug, Feststellbremse</b>							
E 200 T (210.235)	100	06/96→08/00	←	 für Linkslenker; Scheibenbremse	1	<b>24.3727-0426.2 580426</b>	L= 2.613
E 230 T (210.237)	110	06/96→06/97	➡	 für Linkslenker; Scheibenbremse		<b>24.3727-0424.2 580424</b>	L= 1.058
E 240 T (210.262)	125	08/00→03/03	➡	 für Rechtslenker; Scheibenbremse		<b>24.3727-0424.2 580424</b>	L= 1.058
E 270 T CDI	120	02/00→03/03	➡	 für Linkslenker; Scheibenbremse		<b>24.3727-0425.2 580425</b>	L= 1.031
E 270 T CDI (210.216)	125	07/99→03/03	➡	 für Rechtslenker; Scheibenbremse		<b>24.3727-0425.2 580425</b>	L= 1.031
E 300 T Turbo-D (210.225)	130	12/96→07/99	➡	 für Linkslenker; Scheibenbremse		<b>24.3727-0425.2 580425</b>	L= 1.031
E 320 T (210.265)	165	12/96→03/03	➡	 für Rechtslenker; Scheibenbremse		<b>24.3727-0425.2 580425</b>	L= 1.031
E 320 T CDI (210.226)	145	07/99→03/03					
E 420 T (210.272)	205	06/96→06/97					
E 430 T 4-matic (210.283)	205	05/99→03/03					
E 55 T AMG 4-matic (210.274)	260	03/01→03/03					
E 200 T Kompressor (210.245)	137	06/97→03/03	←	 09/97→; für Linkslenker; Scheibenbremse	1	<b>24.3727-0426.2 580426</b>	L= 2.613
E 250 T Turbo-D (210.215)	110	06/97→07/99	➡	 09/97→; für Linkslenker; Scheibenbremse		<b>24.3727-0424.2 580424</b>	L= 1.058
			➡	 09/97→; für Linkslenker; Scheibenbremse		<b>24.3727-0425.2 580425</b>	L= 1.031
E 200 T Kompressor (210.248)	120	08/00→03/03	←	 für Linkslenker; Scheibenbremse	1	<b>24.3727-0426.2 580426</b>	L= 2.613
E 220 T CDI (210.206)	100	05/99→03/03	➡	 für Linkslenker; Scheibenbremse		<b>24.3727-0424.2 580424</b>	L= 1.058
E 220 T CDI (210.206)	105	07/99→03/03	➡	 für Linkslenker; Scheibenbremse		<b>24.3727-0425.2 580425</b>	L= 1.031
E 280 T 4-matic (210.281)	150	12/96→03/03					
E 220 T CDI (210.206)	92	06/98→07/99	←	 07/98→; für Linkslenker; Scheibenbremse	1	<b>24.3727-0426.2 580426</b>	L= 2.613
			➡	 07/98→; für Linkslenker; Scheibenbremse		<b>24.3727-0424.2 580424</b>	L= 1.058
↓							

	kW			 	! #		
<b>MERCEDES-BENZ - E-KLASSE Kombi (S210) 06/96→03/03</b>							
 <b>Seilzug, Feststellbremse</b>							
E 220 T CDI (210.206)	92	06/98→07/99	➡	<input type="checkbox"/> ; 07/98→; für Linkslenker; Scheibenbremse		<b>24.3727-0425.2 580425</b>	L= 1.031
E 240 T (210.261) E 430 T (210.270) E 55 T AMG (210.274)	125 205 260	06/97→03/03 06/97→03/03 08/97→03/03	←	<input checked="" type="checkbox"/> ; 09/97→; für Linkslenker; Scheibenbremse	1	<b>24.3727-0426.2 580426</b>	L= 2.613
			➡	<input type="checkbox"/> ; 09/97→; für Rechtslenker; Scheibenbremse		<b>24.3727-0424.2 580424</b>	L= 1.058
			➡	<input type="checkbox"/> ; 09/97→; für Linkslenker; Scheibenbremse		<b>24.3727-0424.2 580424</b>	L= 1.058
			➡	<input type="checkbox"/> ; 09/97→; für Linkslenker; Scheibenbremse		<b>24.3727-0425.2 580425</b>	L= 1.031
			➡	<input type="checkbox"/> ; 09/97→; für Rechtslenker; Scheibenbremse		<b>24.3727-0425.2 580425</b>	L= 1.031
E 250 T D (210.210) E 290 T Turbo-D (210.217)	83 95	06/96→07/99 06/96→07/99	←	<input checked="" type="checkbox"/> ; für Linkslenker; Radstand [mm]: 2.833; Scheibenbremse	1	<b>24.3727-0426.2 580426</b>	L= 2.613
			➡	<input type="checkbox"/> ; für Linkslenker; Radstand [mm]: 3.570; Scheibenbremse		<b>24.3727-0424.2 580424</b>	L= 1.058
			➡	<input type="checkbox"/> ; für Rechtslenker; Scheibenbremse		<b>24.3727-0424.2 580424</b>	L= 1.058
			➡	<input type="checkbox"/> ; für Linkslenker; Radstand [mm]: 2.833; Scheibenbremse		<b>24.3727-0424.2 580424</b>	L= 1.058
			➡	<input type="checkbox"/> ; für Rechtslenker; Scheibenbremse		<b>24.3727-0425.2 580425</b>	L= 1.031
			➡	<input type="checkbox"/> ; für Linkslenker; Radstand [mm]: 3.570; Scheibenbremse		<b>24.3727-0425.2 580425</b>	L= 1.031
			➡	<input type="checkbox"/> ; für Linkslenker; Radstand [mm]: 2.833; Scheibenbremse		<b>24.3727-0425.2 580425</b>	L= 1.031
E 280 T (210.263)	150	12/96→03/03	➡	<input type="checkbox"/> ; für Linkslenker; Radstand [mm]: 3.570; Scheibenbremse		<b>24.3727-0424.2 580424</b>	L= 1.058
			➡	<input type="checkbox"/> ; für Linkslenker; Radstand [mm]: 3.570; Scheibenbremse		<b>24.3727-0425.2 580425</b>	L= 1.031
E 320 T 4-matic (210.282)	165	12/96→03/03	←	<input checked="" type="checkbox"/> ; 06/97→; für Linkslenker; Scheibenbremse	1	<b>24.3727-0426.2 580426</b>	L= 2.613
			➡	<input type="checkbox"/> ; 06/97→; für Linkslenker; Scheibenbremse		<b>24.3727-0424.2 580424</b>	L= 1.058
			➡	<input type="checkbox"/> ; 06/97→; für Linkslenker; Scheibenbremse		<b>24.3727-0425.2 580425</b>	L= 1.031
<b>MERCEDES-BENZ - E-KLASSE Kombi (S211) 03/03→07/09</b>							
 <b>Bremsbackensatz, Feststellbremse</b>							
350 CGI (211.257) E 200 CDI (211.207) E 200 Kompressor (211.241) E 200 T Kompressor (211.242) E 220 CDI (211.206) E 220 T CDI E 220 T CDI (211.206) E 220 T CDI (211.208) E 230 T (211.252) E 240 T (211.261) E 240 T 4-matic (211.280) E 270 T CDI (211.216) E 270 T CDI (211.216) E 280 T CDI (211.220) E 280 T CDI (211.223) E 320 T (211.265) E 320 T 4-matic (211.282) E 320 T CDI (211.222) E 320 T CDI (211.226) E 350 T (211.256) E 350 T 4-matic (211.287) E 500 T (211.270) E 500 T (211.272) E 500 T 4-matic (211.283) E 500 T 4-matic (211.290) E 55 T AMG Kompressor (211.276) E 63 AMG (211.277)	215 100 135 120 100 120 110 125 150 130 130 120 130 140 130 165 165 165 150 200 200 225 285 225 285 350 378	05/06→07/09 04/06→07/09 04/06→07/09 03/03→07/09 03/03→07/09 03/03→07/09 04/06→07/09 05/07→07/09 03/03→07/09 07/03→07/09 03/03→07/09 03/03→07/09 03/05→07/09 05/04→07/09 03/03→07/09 07/03→07/09 03/05→07/09 03/03→07/09 03/05→07/09 03/05→07/09 10/03→07/09 04/06→07/09 10/03→07/09 04/06→07/09 07/03→07/09 03/06→07/09				<b>03.0137-4017.2 654017</b>	Ø 180 x 25 + Zub
E 280 T (211.254) E 280 T 4-matic (211.292) ↓	170 170	03/05→07/09 03/05→07/09		05/05→		<b>03.0137-4017.2 654017</b>	Ø 180 x 25 + Zub



**MERCEDES-BENZ - E-KLASSE Kombi (S211) 03/03→07/09**

**Bremsbackensatz, Feststellbremse**











E 280 T CDI 4-matic (211.284)	140	03/05→07/09		05/05→		<b>03.0137-4017.2 654017</b>	Ø 180 x 25 + Zub
E 320 T CDI 4-matic (211.289)	165	03/05→07/09					








**Zubehörsatz, Feststellbremsbacken**














350 CGI (211.257)	215	05/06→07/09				<b>03.0137-9297.2 669297</b>	
E 200 CDI (211.207)	100	04/06→07/09	➔				
E 200 Kompressor (211.241)	135	04/06→07/09					
E 200 T Kompressor (211.242)	120	03/03→07/09					
E 220 CDI (211.206)	100	03/03→07/09					
E 220 T CDI	120	03/03→07/09					
E 220 T CDI (211.206)	110	03/03→07/09					
E 220 T CDI (211.208)	125	04/06→07/09					
E 230 T (211.252)	150	05/07→07/09					
E 240 T (211.261)	130	03/03→07/09					
E 240 T 4-matic (211.280)	130	07/03→07/09					
E 270 T CDI (211.216)	120	03/03→07/09					
E 270 T CDI (211.216)	130	03/03→07/09					
E 280 T CDI (211.220)	140	03/05→07/09					
E 280 T CDI (211.223)	130	05/04→07/09					
E 320 T (211.265)	165	03/03→07/09					
E 320 T 4-matic (211.282)	165	07/03→07/09					
E 320 T CDI (211.222)	165	03/05→07/09					
E 320 T CDI (211.226)	150	03/03→07/09					
E 350 T (211.256)	200	03/05→07/09					
E 350 T 4-matic (211.287)	200	03/05→07/09					
E 500 T (211.270)	225	10/03→07/09					
E 500 T (211.272)	285	04/06→07/09					
E 500 T 4-matic (211.283)	225	10/03→07/09					
E 500 T 4-matic (211.290)	285	04/06→07/09					
E 55 T AMG Kompressor (211.276)	350	07/03→07/09					
E 63 AMG (211.277)	378	03/06→07/09					
E 280 T (211.254)	170	03/05→07/09	➔	05/05→		<b>03.0137-9297.2 669297</b>	
E 280 T 4-matic (211.292)	170	03/05→07/09					
E 280 T CDI 4-matic (211.284)	140	03/05→07/09					
E 320 T CDI 4-matic (211.289)	165	03/05→07/09					

**Seilzug, Feststellbremse**

350 CGI (211.257)	215	05/06→07/09					☐; für Linkslenker; Scheibenbremse	1	<b>24.3727-0447.2 580447</b>	L= 1.952
E 200 CDI (211.207)	100	04/06→07/09	➔				☐; für Linkslenker; Scheibenbremse		<b>24.3727-0448.2 580448</b>	L= 1.726
E 200 Kompressor (211.241)	135	04/06→07/09	➔				☐; für Rechtslenker; Scheibenbremse		<b>24.3727-0448.2 580448</b>	L= 1.726
E 200 T Kompressor (211.242)	120	03/03→07/09	➔				☐; für Rechtslenker; Scheibenbremse		<b>24.3727-0449.2 580449</b>	L= 1.742
E 220 CDI (211.206)	100	03/03→07/09	➔				☐; für Linkslenker; Scheibenbremse		<b>24.3727-0449.2 580449</b>	L= 1.742
E 220 T CDI	120	03/03→07/09								
E 220 T CDI (211.206)	110	03/03→07/09								
E 220 T CDI (211.208)	125	04/06→07/09								
E 230 T (211.252)	150	05/07→07/09								
E 240 T (211.261)	130	03/03→07/09								
E 240 T 4-matic (211.280)	130	07/03→07/09								
E 270 T CDI (211.216)	120	03/03→07/09								
E 270 T CDI (211.216)	130	03/03→07/09								
E 280 T CDI (211.223)	130	05/04→07/09								
E 320 T (211.265)	165	03/03→07/09								
E 320 T 4-matic (211.282)	165	07/03→07/09								
E 320 T CDI (211.226)	150	03/03→07/09								
E 350 T (211.256)	200	03/05→07/09								
E 350 T 4-matic (211.287)	200	03/05→07/09								
E 500 T (211.270)	225	10/03→07/09								
E 500 T (211.272)	285	04/06→07/09								
E 500 T 4-matic (211.283)	225	10/03→07/09								
E 500 T 4-matic (211.290)	285	04/06→07/09								
E 55 T AMG Kompressor (211.276)	350	07/03→07/09								
E 63 AMG (211.277)	378	03/06→07/09								












	kw			 	! #		
<b>MERCEDES-BENZ - E-KLASSE Kombi (S211) 03/03→07/09</b>							
 <b>Seilzug, Feststellbremse</b>							
E 280 T (211.254)	170	03/05→07/09		<input type="checkbox"/> ; 05/05→; für Linkslenker; Scheibenbremse	1	<b>24.3727-0447.2 580447</b>	L= 1.952
E 280 T 4-matic (211.292)	170	03/05→07/09		<input type="checkbox"/> ; 05/05→; für Rechtslenker; Scheibenbremse		<b>24.3727-0448.2 580448</b>	L= 1.726
E 320 T CDI 4-matic (211.289)	165	03/05→07/09	➔	<input type="checkbox"/> ; 05/05→; für Linkslenker; Scheibenbremse		<b>24.3727-0448.2 580448</b>	L= 1.726
			➔	<input type="checkbox"/> ; 05/05→; für Linkslenker; Scheibenbremse		<b>24.3727-0449.2 580449</b>	L= 1.742
			➔	<input type="checkbox"/> ; 05/05→; für Rechtslenker; Scheibenbremse		<b>24.3727-0449.2 580449</b>	L= 1.742
<b>MERCEDES-BENZ - E-KLASSE Kombi (S212) 08/09→</b>							
 <b>Bremsbackensatz, Feststellbremse</b>							
E 200 (212.234)	135	11/12→		03/13→		<b>03.0137-4007.2 654007</b>	Ø 180 x 25 - HEB / + Zub
E 250 (212.236)	155	11/12→					
E 200 CDI / BlueTEC (212.205, 212.206)	100	11/09→				<b>03.0137-4007.2 654007</b>	Ø 180 x 25 - HEB / + Zub
E 200 CGI (212.248)	135	11/09→					
E 220 BlueTEC	130	05/15→					
E 220 BlueTEC 4-matic (212.211)	125	12/14→					
E 220 CDI / BlueTEC (212.202, 212.201)	125	11/09→					
E 250 CDI / BlueTEC (212.203, 212.204)	150	11/09→					
E 250 CDI / BlueTEC 4- matic (212.282, 212.297)	150	07/10→					
E 250 CGI (212.247)	150	11/09→					
E 300 (212.254)	170	11/09→					
E 300 (212.255)	185	07/11→					
E 300 4-matic (212.280)	185	07/11→					
E 300 CDI / BlueTEC (212.227, 212.221)	170	11/09→					
E 350 (212.259)	225	09/11→					
E 350 4-matic (212.287)	200	11/09→					
E 350 4-matic (212.288, 212.287)	225	09/11→					
E 350 BlueTEC (212.224)	155	11/09→					
E 350 BlueTEC (212.226)	190	07/14→					
E 350 BlueTEC 4-matic (212.294)	190	07/14→					
E 350 CDI (212.223)	195	07/11→					
E 350 CDI (212.225)	170	11/09→					
E 350 CDI 4-matic (212.289)	170	11/09→					
E 350 CDI 4-matic (212.293)	195	07/11→					
E 350 CGI (212.257)	215	11/09→					
E 400	245	01/13→					
E 400 (212.261)	245	07/14→					
E 400 4-matic	245	01/13→					
E 400 4-matic (212.299)	245	07/14→					
E 500 (212.272)	285	11/09→					
E 500 (212.273)	300	09/11→					
E 500 4-matic (212.291)	300	09/11→					
E 63 AMG (212.274)	386	02/11→					
E 63 AMG (212.274)	410	02/11→					
E 63 AMG 4-matic (212.292)	410	02/11→					
E 220 CDI (212.202)	120	08/09→		11/09→		<b>03.0137-4007.2 654007</b>	Ø 180 x 25 - HEB / + Zub
E 350 (212.256)	200	08/09→					
E 63 AMG (212.277)	386	08/09→					
E 300 Hybrid / BlueTEC Hybrid (212.298)	150	12/11→		06/12→		<b>03.0137-4007.2 654007</b>	Ø 180 x 25 - HEB / + Zub
E 350 BlueTEC	185	11/12→		01/13→		<b>03.0137-4007.2 654007</b>	Ø 180 x 25 - HEB / + Zub
E 350 BlueTEC 4-matic	185	11/12→					
E 63 AMG (212.275)	430	02/13→		04/13→		<b>03.0137-4007.2 654007</b>	Ø 180 x 25 - HEB / + Zub
E 63 AMG 4-matic (212.276)	430	02/13→					
 <b>Seilzug, Feststellbremse</b>							
E 200 (212.234)	135	11/12→		<input type="checkbox"/> ; 03/13→; für Rechtslenker; Scheibenbremse	1	<b>24.3727-0483.2 580483</b>	L= 1.250
E 250 (212.236)	155	11/12→		<input type="checkbox"/> ; 03/13→; für Linkslenker	1	<b>24.3727-0483.2 580483</b>	L= 1.250
			←	<input type="checkbox"/> ; 03/13→; für Rechtslenker; Scheibenbremse	1	<b>24.3727-0479.2 580479</b>	L= 1.660













	kW			 	! #		
<b>MERCEDES-BENZ - E-KLASSE Kombi (S212) 08/09 →</b>							
<b>Seilzug, Feststellbremse</b>							
E 200 (212.234) E 250 (212.236)	135 155	11/12 → 11/12 →	←	☒; 03/13 →; für Linkslenker	1	24.3727-0484.2 580484	L= 2.040
			→	☒; 03/13 →; für Rechtslenker; Scheibenbremse	2	24.3727-0478.2 580478	L= 743
			→	☒; 03/13 →; für Linkslenker; Scheibenbremse	2	24.3727-0478.2 580478	L= 743
E 200 CDI / BlueTEC (212.205, 212.206)	100	11/09 →		☒; für Linkslenker	1	24.3727-0483.2 580483	L= 1.250
E 200 CGI (212.248)	135	11/09 →		☒; für Rechtslenker; Scheibenbremse	1	24.3727-0483.2 580483	L= 1.250
E 220 BlueTEC 4-matic (212.211)	125	12/14 →	←	☒; für Rechtslenker; Scheibenbremse	1	24.3727-0479.2 580479	L= 1.660
E 220 CDI / BlueTEC (212.202, 212.201)	125	11/09 →	←	☒; für Linkslenker	1	24.3727-0484.2 580484	L= 2.040
E 250 CDI / BlueTEC (212.203, 212.204)	150	11/09 →	→	☒; für Rechtslenker; Scheibenbremse	2	24.3727-0478.2 580478	L= 743
E 250 CDI / BlueTEC 4-matic (212.282, 212.297)	150	07/10 →	→	☒; für Linkslenker; Scheibenbremse	2	24.3727-0478.2 580478	L= 743
E 250 CGI (212.247)	150	11/09 →					
E 300 (212.254)	170	11/09 →					
E 300 (212.255)	185	07/11 →					
E 300 4-matic (212.280)	185	07/11 →					
E 300 CDI / BlueTEC (212.227, 212.221)	170	11/09 →					
E 350 (212.259)	225	09/11 →					
E 350 4-matic (212.287)	200	11/09 →					
E 350 4-matic (212.288, 212.287)	225	09/11 →					
E 350 BlueTEC (212.224)	155	11/09 →					
E 350 BlueTEC (212.226)	190	07/14 →					
E 350 BlueTEC 4-matic (212.294)	190	07/14 →					
E 350 CDI (212.223)	195	07/11 →					
E 350 CDI (212.225)	170	11/09 →					
E 350 CDI 4-matic (212.289)	170	11/09 →					
E 350 CDI 4-matic (212.293)	195	07/11 →					
E 350 CGI (212.257)	215	11/09 →					
E 400	245	01/13 →					
E 400 (212.261)	245	07/14 →					
E 400 4-matic	245	01/13 →					
E 400 4-matic (212.299)	245	07/14 →					
E 500 (212.272)	285	11/09 →					
E 500 (212.273)	300	09/11 →					
E 500 4-matic (212.291)	300	09/11 →					
E 63 AMG (212.274)	386	02/11 →					
E 63 AMG (212.274)	410	02/11 →					
E 63 AMG 4-matic (212.292)	410	02/11 →					
E 220 BlueTEC	130	05/15 →		☒	1	24.3727-0483.2 580483	L= 1.250
				☒; für Rechtslenker; Scheibenbremse	1	24.3727-0483.2 580483	L= 1.250
			←	☒; für Rechtslenker; Scheibenbremse	1	24.3727-0479.2 580479	L= 1.660
			←	☒	1	24.3727-0484.2 580484	L= 2.040
			→	☒; für Rechtslenker; Scheibenbremse	2	24.3727-0478.2 580478	L= 743
			→	☒; Scheibenbremse	2	24.3727-0478.2 580478	L= 743
E 220 CDI (212.202) E 350 (212.256) E 63 AMG (212.277)	120 200 386	08/09 → 08/09 → 08/09 →		☒; 11/09 →; für Rechtslenker; Scheibenbremse	1	24.3727-0483.2 580483	L= 1.250
				☒; 11/09 →; für Linkslenker	1	24.3727-0483.2 580483	L= 1.250
			←	☒; 11/09 →; für Rechtslenker; Scheibenbremse	1	24.3727-0479.2 580479	L= 1.660
			←	☒; 11/09 →; für Linkslenker	1	24.3727-0484.2 580484	L= 2.040
			→	☒; 11/09 →; für Rechtslenker; Scheibenbremse	2	24.3727-0478.2 580478	L= 743
			→	☒; 11/09 →; für Linkslenker; Scheibenbremse	2	24.3727-0478.2 580478	L= 743
E 300 Hybrid / BlueTEC Hybrid (212.298)	150	12/11 →		☒; 06/12 →; für Rechtslenker; Scheibenbremse	1	24.3727-0483.2 580483	L= 1.250
				☒; 06/12 →; für Linkslenker	1	24.3727-0483.2 580483	L= 1.250
			←	☒; 06/12 →; für Rechtslenker; Scheibenbremse	1	24.3727-0479.2 580479	L= 1.660
			←	☒; 06/12 →; für Linkslenker	1	24.3727-0484.2 580484	L= 2.040
			→	☒; 06/12 →; für Rechtslenker; Scheibenbremse	2	24.3727-0478.2 580478	L= 743

	kw			 	! #			
<b>MERCEDES-BENZ - E-KLASSE Kombi (S212) 08/09→</b>								
 <b>Seilzug, Feststellbremse</b>								
E 300 Hybrid / BlueTEC Hybrid (212.298)	150	12/11→	➡	⬇️; 06/12→; für Linkslenker; Scheibenbremse	2	24.3727-0478.2 580478	L= 743	
E 350 BlueTEC E 350 BlueTEC 4-matic	185 185	11/12→ 11/12→		⬇️; 01/13→; für Linkslenker	1	24.3727-0483.2 580483	L= 1.250	
				⬇️; 01/13→; für Rechtslenker; Scheibenbremse	1	24.3727-0483.2 580483	L= 1.250	
				⬅️; 01/13→; für Rechtslenker; Scheibenbremse	1	24.3727-0479.2 580479	L= 1.660	
				⬅️; 01/13→; für Linkslenker	1	24.3727-0484.2 580484	L= 2.040	
				⬇️; 01/13→; für Rechtslenker; Scheibenbremse	2	24.3727-0478.2 580478	L= 743	
				⬇️; 01/13→; für Linkslenker; Scheibenbremse	2	24.3727-0478.2 580478	L= 743	
E 63 AMG (212.275) E 63 AMG 4-matic (212.276)	430 430	02/13→ 02/13→		⬇️; 04/13→; für Linkslenker	1	24.3727-0483.2 580483	L= 1.250	
				⬇️; 04/13→; für Rechtslenker; Scheibenbremse	1	24.3727-0483.2 580483	L= 1.250	
				⬅️; 04/13→; für Rechtslenker; Scheibenbremse	1	24.3727-0479.2 580479	L= 1.660	
				⬅️; 04/13→; für Linkslenker	1	24.3727-0484.2 580484	L= 2.040	
				⬇️; 04/13→; für Linkslenker; Scheibenbremse	2	24.3727-0478.2 580478	L= 743	
				⬇️; 04/13→; für Rechtslenker; Scheibenbremse	2	24.3727-0478.2 580478	L= 743	
<b>MERCEDES-BENZ - G-KLASSE (W461) 09/89→</b>								
 <b>Radbremszylinder</b>								
230 GE (461.238, 461.239)	90	09/89→07/96	➡	02/93→		24.3217-1109.3 020173	Ø 17,46 GG	
230 GE (461) 290 GD/G 290 D (461.337, 461.338) G 290 TD (461.335, 461.336)	92 70 88	06/93→07/00 06/93→07/00 07/97→	➡			24.3217-1109.3 020173	Ø 17,46 GG	
G 300 CDI	135	04/10→	➡			24.3217-1109.3 020173 24.3222-1732.3 020537	Ø 17,46 GG Ø 22,2 GG	
 <b>Bremstrommel</b>								
230 GE (461.238, 461.239)	90	09/89→07/96	➡	02/93→		24.0226-0001.1 480050	Ø 260,0 x 64 / 261,5	
230 GE (461) 290 GD/G 290 D (461.337, 461.338) G 290 TD (461.335, 461.336)	92 70 88	06/93→07/00 06/93→07/00 07/97→	➡			24.0226-0001.1 480050	Ø 260,0 x 64 / 261,5	
 <b>Bremsbackensatz, Feststellbremse</b>								
G 270 CDI	115	01/03→				03.0137-4001.2 654001	Ø 160 x 40 + Zub	
G 280 CDI (461.304, 461.346, 461.370, 461.334, 461.339...)	135	04/09→						
 <b>Seilzug, Feststellbremse</b>								
G 270 CDI	115	01/03→	➡	☐		24.3727-0476.2 580476	L= 2.230	
				☐		24.3727-0477.2 580477	L= 2.374	
G 280 CDI (461.304, 461.346, 461.370, 461.334, 461.339...) G 300 CDI	135 135	04/09→ 04/10→	➡	☐; nicht für erhöhte Nutzlast; Scheibenbremse		24.3727-0476.2 580476	L= 2.230	
				☐; nicht für erhöhte Nutzlast; Scheibenbremse		24.3727-0477.2 580477	L= 2.374	
<b>MERCEDES-BENZ - G-KLASSE (W463) 09/89→</b>								
 <b>Radbremszylinder</b>								
300 GE (463.227, 463.228)	128	06/90→08/97	➡			24.3217-1109.3 020173	Ø 17,46 GG	
350 Turbo GD (463.320, 463.321)	100	09/91→08/96						
G 270 CDI (463.322, 463.323)	115	10/01→						
G 300 TD (463.330, 463.331)	130	08/96→07/00						
G 320 (463.230, 463.231)	155	09/94→12/97						
↓								



































	kW			 	! #		
<b>MERCEDES-BENZ - G-KLASSE (W463) 09/89→</b>							
<b> Radbremszylinder</b>							
G 320 (463.232, 463.233, 463.244, 463.245) G 36 AMG (463.230) G 400 CDI (463.332, 463.333) G 500 (463.247, 463.248, 463.249, 463.240, 463.241) G 55 AMG (463.243, 463.246) G 55 AMG (463.270, 463.271) G 55 AMG (463.270, 463.271) G 55 AMG (463.270, 463.271)	158 200 184 218 260 350 368 373	07/97→ 01/95→07/98 12/00→ 04/98→ 04/99→ 06/04→ 08/06→ 08/08→	➔			24.3217-1109.3 020173	Ø 17,46 GG
<b> Bremstrommel</b>							
300 GE (463.227, 463.228) 350 Turbo GD (463.320, 463.321) G 270 CDI (463.322, 463.323) G 300 TD (463.330, 463.331) G 320 (463.230, 463.231) G 320 (463.232, 463.233, 463.244, 463.245) G 36 AMG (463.230) G 400 CDI (463.332, 463.333) G 500 (463.247, 463.248, 463.249, 463.240, 463.241) G 55 AMG (463.243, 463.246) G 55 AMG (463.270, 463.271) G 55 AMG (463.270, 463.271) G 55 AMG (463.270, 463.271)	128 100 115 130 155 158 200 184 218 260 350 368 373	06/90→08/97 09/91→08/96 10/01→ 08/96→07/00 09/94→12/97 07/97→ 01/95→07/98 12/00→ 04/98→ 04/99→ 06/04→ 08/06→ 08/08→	➔			24.0226-0001.1 480050	Ø 260,0 x 64 / 261,5
<b> Bremsbackensatz, Feststellbremse</b>							
G 320 CDI (463.340, 463.341, 463.343) G 350 d (463.348) G 400 CDI (463.332, 463.333) G 500 (463.202) G 500 (463.247, 463.248, 463.249, 463.240, 463.241) G 55 AMG (463.243, 463.246) G 55 AMG (463.270, 463.271) G 55 AMG (463.270, 463.271) G 55 AMG (463.270, 463.271)	165 180 184 285 218 260 350 368 373	09/06→ 06/15→ 12/00→ 05/08→ 04/98→ 04/99→ 06/04→ 08/06→ 08/08→	➔			03.0137-4001.2 654001	Ø 160 x 40 + Zub
G 65 AMG	450	05/12→	➔	06/12→		03.0137-4001.2 654001	Ø 160 x 40 + Zub
<b> Seilzug, Feststellbremse</b>							
G 320 CDI (463.340, 463.341, 463.343)	165	09/06→	➔	<input type="checkbox"/> ; Scheibenbremse		24.3727-0476.2 580476	L= 2.230
G 350 CDI	155	07/11→	➔	<input checked="" type="checkbox"/> ; Scheibenbremse		24.3727-0477.2 580477	L= 2.374
G 500 (463.202)	285	05/08→					
G 350 d (463.348)	180	06/15→	➔	<input type="checkbox"/> ; Komponentennummer: 504028/02		24.3727-0476.2 580476	L= 2.230
			➔	<input checked="" type="checkbox"/> ; Komponentennummer: 504028/02		24.3727-0477.2 580477	L= 2.374
G 63 AMG (463.273)	400	05/12→	➔	<input type="checkbox"/> ; 06/12→; Scheibenbremse		24.3727-0476.2 580476	L= 2.230
G 65 AMG	450	05/12→	➔	<input checked="" type="checkbox"/> ; 06/12→; Scheibenbremse		24.3727-0477.2 580477	L= 2.374

	kW					! #			
<b>MERCEDES-BENZ - G-KLASSE Geländewagen offen (W463) 09/89→</b>									
 <b>Radbremsszylinder</b>									
300 GD (463.307)	83	12/90→09/97	→			24.3217-1109.3	020173	Ø 17,46 GG	
300 GE (463.207)	125	09/89→09/97							
320 GE (463.208)	155	09/94→11/97							
350 G Turbo-D (463.300)	100	09/91→09/97							
G 300 TD (463.308)	130	09/96→07/00							
G 320 (463.209)	158	11/97→							
G 400 CDI (463.309)	184	12/00→							
G 500	285	12/09→							
G 500 (463)	218	04/98→							
 <b>Bremstrommel</b>									
300 GD (463.307)	83	12/90→09/97	→			24.0226-0001.1	480050	Ø 260,0 x 64 / 261,5	
300 GE (463.207)	125	09/89→09/97							
320 GE (463.208)	155	09/94→11/97							
350 G Turbo-D (463.300)	100	09/91→09/97							
G 300 TD (463.308)	130	09/96→07/00							
G 320 (463.209)	158	11/97→							
G 400 CDI (463.309)	184	12/00→							
G 500	285	12/09→							
G 500 (463)	218	04/98→							
 <b>Bremsbackensatz, Feststellbremse</b>									
G 300 TD (463.308)	130	09/96→07/00	→			03.0137-4001.2	654001	Ø 160 x 40 + Zub	
G 400 CDI (463.309)	184	12/00→							
G 500	285	12/09→							
G 500 (463)	218	04/98→							
<b>MERCEDES-BENZ - GLK-KLASSE (X204) 06/08→</b>									
 <b>Bremsbackensatz, Feststellbremse</b>									
200 (204.934)	135	08/13→06/15	→			03.0137-4007.2	654007	Ø 180 x 25 - HEB / + Zub	
200 CDI (204.901)	100	12/13→06/15							
200 CDI (204.901)	105	07/10→06/15							
250 (204.936)	155	08/13→06/15							
250 4-matic (204.937)	155	08/13→06/15							
250 CDI 4-matic (204.982, 204.904)	150	09/09→06/15							
300 4-matic	185	09/09→06/15							
300 4-matic (204.981)	170	07/09→04/11							
350 (204.956)	200	04/09→06/15							
350 CDI 4-matic (204.992)	165	07/09→01/10							
350 CDI 4-matic (204.992)	170	02/10→05/10							
350 CDI 4-matic (204.993)	195	07/12→06/15							
220 CDI (204.902)	120	12/08→06/15	→	04/09→		03.0137-4007.2	654007	Ø 180 x 25 - HEB / + Zub	
220 CDI (204.902)	125	12/08→06/15							
220 CDI 4-matic (204.984, 204.997)	125	12/08→06/15							
220 CDI 4-matic (204.984)	120	12/08→06/15							
280 4-matic (204.981)	170	06/08→06/09	→	09/08→		03.0137-4007.2	654007	Ø 180 x 25 - HEB / + Zub	
320 CDI 4-matic (204.983)	165	06/08→06/15							
350 4-matic (204.987)	200	06/08→04/11							
350 4-matic (204.988)	225	06/08→06/15							
 <b>Seilzug, Feststellbremse</b>									
200 (204.934)	135	08/13→06/15			☐; für Linkslenker; Scheibenbremse	1	24.3727-0481.2	580481	L= 1.140
200 CDI (204.901)	100	12/13→06/15	←		☐; für Linkslenker; Scheibenbremse	1	24.3727-0480.2	580480	L= 2.057
200 CDI (204.901)	105	07/10→06/15							
250 (204.936)	155	08/13→06/15	→		☒; für Linkslenker; Scheibenbremse	2	24.3727-0482.2	580482	L= 744
250 4-matic (204.937)	155	08/13→06/15							
250 CDI 4-matic (204.982, 204.904)	150	09/09→06/15							
300 4-matic	185	09/09→06/15							
300 4-matic (204.981)	170	07/09→04/11							
350 (204.956)	200	04/09→06/15							
350 CDI 4-matic (204.992)	165	07/09→01/10							
350 CDI 4-matic (204.992)	170	02/10→05/10							
350 CDI 4-matic (204.993)	195	07/12→06/15							
220 CDI (204.902)	120	12/08→06/15			☐; 04/09→; für Linkslenker; Scheibenbremse	1	24.3727-0481.2	580481	L= 1.140
220 CDI (204.902)	125	12/08→06/15							
220 CDI 4-matic (204.984, 204.997)	125	12/08→06/15	←		☐; 04/09→; für Linkslenker; Scheibenbremse	1	24.3727-0480.2	580480	L= 2.057




















	kw					! #		
<b>MERCEDES-BENZ - GLK-KLASSE (X204) 06/08→</b>								
 <b>Seilzug, Feststellbremse</b>								
220 CDI 4-matic (204.984)	120	12/08→06/15	➔	☒; 04/09→; für Linkslenker; Scheibenbremse		2	24.3727-0482.2 580482	L= 744
280 4-matic (204.981) 320 CDI 4-matic (204.983)	170 165	06/08→06/09 06/08→06/15		☐; 09/08→; für Linkslenker; Scheibenbremse		1	24.3727-0481.2 580481	L= 1.140
350 4-matic (204.987)	200	06/08→04/11	➔	☒; 09/08→; für Linkslenker; Scheibenbremse		1	24.3727-0480.2 580480	L= 2.057
350 4-matic (204.988)	225	06/08→06/15	➔	☒; 09/08→; für Linkslenker; Scheibenbremse		2	24.3727-0482.2 580482	L= 744
<b>MERCEDES-BENZ - GL-KLASSE (X164) 09/06→</b>								
 <b>Bremsbackensatz, Feststellbremse</b>								
GL 320 CDI / 350 BlueTEC 4-matic (164.824, 164.825)	155	12/09→	➔	→ 06/12			03.0137-0451.2 650451	Ø 210 x 30
GL 350 CDI 4-matic (164.822)	165	05/09→						
GL 350 CDI 4-matic (164.823)	195	10/10→						
GL 450 4-matic (164.871)	250	09/06→						
GL 450 CDI 4-matic (164.828)	225	05/09→						
GL 500 4-matic (164.886)	285	09/06→						
GL 320 CDI 4-matic (164.822)	165	09/06→05/09	➔				03.0137-0451.2 650451	Ø 210 x 30
GL 420 CDI 4-matic (164.828)	225	09/06→05/09						
<b>MERCEDES-BENZ - M-KLASSE (W163) 02/98→06/05</b>								
 <b>Bremsbackensatz, Feststellbremse</b>								
ML 230 (163.136)	110	02/98→06/05	➔	03/98→			03.0137-4014.2 654014	Ø 183 x 31 + Zub
ML 320 (163.154)	160	02/98→08/02						
ML 270 CDI (163.113)	120	12/99→06/05	➔				03.0137-4014.2 654014	Ø 183 x 31 + Zub
ML 350	173	02/03→06/05						
ML 400 CDI (163.128)	184	09/01→06/05						
ML 500 (163.175)	215	09/01→06/05						
ML 55 AMG (163.174)	255	02/00→06/05						
ML 350 (163.157)	180	08/02→06/05	➔	09/02→			03.0137-4014.2 654014	Ø 183 x 31 + Zub
ML 430 (163.172)	200	02/98→06/05	➔	09/98→			03.0137-4014.2 654014	Ø 183 x 31 + Zub
<b>Zubehörsatz, Feststellbremsbacken</b>								
ML 230 (163.136)	110	02/98→06/05	➔	03/98→			03.0137-9269.2 669269	
ML 320 (163.154)	160	02/98→08/02						
ML 270 CDI (163.113)	120	12/99→06/05	➔				03.0137-9269.2 669269	
ML 350	173	02/03→06/05						
ML 400 CDI (163.128)	184	09/01→06/05						
ML 500 (163.175)	215	09/01→06/05						
ML 55 AMG (163.174)	255	02/00→06/05						
ML 350 (163.157)	180	08/02→06/05	➔	09/02→			03.0137-9269.2 669269	
ML 430 (163.172)	200	02/98→06/05	➔	09/98→			03.0137-9269.2 669269	
 <b>Seilzug, Feststellbremse</b>								
ML 230 (163.136)	110	02/98→06/05	➔	☐; 03/98→; für Linkslenker; Scheibenbremse			24.3727-0432.2 580432	L= 2.025
ML 320 (163.154)	160	02/98→08/02						
			➔	☐; 03/98→; für Rechtslenker; Scheibenbremse			24.3727-0432.2 580432	L= 2.025
			➔	☒; 03/98→; für Rechtslenker; Scheibenbremse			24.3727-0437.2 580437	L= 1.932
			➔	☒; 03/98→; für Linkslenker; Scheibenbremse			24.3727-0437.2 580437	L= 1.932
ML 270 CDI (163.113)	120	12/99→06/05	➔	☐; für Rechtslenker; Scheibenbremse			24.3727-0432.2 580432	L= 2.025
ML 350	173	02/03→06/05						
ML 400 CDI (163.128)	184	09/01→06/05	➔	☐; für Linkslenker; Scheibenbremse			24.3727-0432.2 580432	L= 2.025
ML 500 (163.175)	215	09/01→06/05	➔	☐; für Linkslenker; Scheibenbremse			24.3727-0437.2 580437	L= 1.932
ML 55 AMG (163.174)	255	02/00→06/05	➔	☐; für Rechtslenker; Scheibenbremse			24.3727-0437.2 580437	L= 1.932
ML 350 (163.157)	180	08/02→06/05	➔	☐; 09/02→; für Linkslenker; Scheibenbremse			24.3727-0432.2 580432	L= 2.025
			➔	☐; 09/02→; für Rechtslenker; Scheibenbremse			24.3727-0432.2 580432	L= 2.025
			➔	☒; 09/02→; für Rechtslenker; Scheibenbremse			24.3727-0437.2 580437	L= 1.932








	kW					! #		
<b>MERCEDES-BENZ - M-KLASSE (W163) 02/98→06/05</b>								
 <b>Seilzug, Feststellbremse</b>								
ML 350 (163.157)	180	08/02→06/05	➔	<input type="checkbox"/> ; 09/02→; für Linkslenker; Scheibenbremse			<b>24.3727-0437.2 580437</b>	L= 1.932
ML 430 (163.172)	200	02/98→06/05	➔	<input type="checkbox"/> ; 09/98→; für Linkslenker; Scheibenbremse			<b>24.3727-0432.2 580432</b>	L= 2.025
				<input type="checkbox"/> ; 09/98→; für Rechtslenker; Scheibenbremse			<b>24.3727-0432.2 580432</b>	L= 2.025
				<input type="checkbox"/> ; 09/98→; für Rechtslenker; Scheibenbremse			<b>24.3727-0437.2 580437</b>	L= 1.932
				<input type="checkbox"/> ; 09/98→; für Linkslenker; Scheibenbremse			<b>24.3727-0437.2 580437</b>	L= 1.932
<b>MERCEDES-BENZ - M-KLASSE (W164) 07/05→12/11</b>								
 <b>Bremsbackensatz, Feststellbremse</b>								
ML 280 CDI 4-matic (164.120)	140	07/05→07/09	➔				<b>03.0137-0451.2 650451</b>	Ø 210 x 30
ML 320 CDI 4-matic (164.122)	165	07/05→07/09						
ML 300 4-matic (164.182)	170	03/10→	➔	→ 05/11			<b>03.0137-0451.2 650451</b>	Ø 210 x 30
ML 300 CDI 4-matic (164.120)	140	07/09→12/11						
ML 300 CDI 4-matic (164.121)	150	02/10→12/11						
ML 350 4-matic (164.186)	200	07/05→12/11						
ML 350 CDI 4-matic (164.122)	165	07/09→12/11						
ML 350 CDI 4-matic (164.125)	155	09/09→12/11						
ML 350 CDI 4-matic (164.125)	170	02/10→12/11						
ML 450 CDI 4-matic (164.128)	225	09/09→12/11						
ML 500 4-matic (164.172)	285	12/07→12/11						
ML 500 4-matic (164.175)	225	07/05→12/11						
ML 63 AMG 4-matic (164.177)	375	01/06→12/11						
ML 420 CDI 4-matic (164.128)	225	02/06→09/09	➔	04/06→			<b>03.0137-0451.2 650451</b>	Ø 210 x 30
<b>MERCEDES-BENZ - R-KLASSE (W251, V251) 01/05→</b>								
 <b>Bremsbackensatz, Feststellbremse</b>								
R 280 (251.054, 251.154)	170	01/07→	➔				<b>03.0137-0451.2 650451</b>	Ø 210 x 30
R 280 CDI (251.121, 251.026, 251.126)	140	05/06→						
R 280 CDI 4-matic (251.020)	140	05/06→						
R 300 (251.054, 251.154)	170	07/09→						
R 300 CDI (251.021, 251.121, 251.026, 251.126)	140	07/09→						
R 300 CDI 4-matic (251.020)	140	07/09→						
R 320 CDI 4-matic (251.022, 251.122)	165	01/06→						
R 320 CDI 4-matic (251.125)	155	01/06→						
R 350 (251.056, 251.156)	200	01/07→						
R 350 4-matic (251.065, 251.165)	200	01/06→						
R 350 CDI 4-matic (251.022, 251.122)	165	07/09→						
R 350 CDI 4-matic (251.023, 251.123)	195	08/10→						
R 350 CGI 4-matic (251.057, 251.157)	225	01/06→						
R 500 4-matic (251.072, 251.172)	285	01/07→						
R 500 4-matic (251.075, 251.175)	225	01/06→						
R 63 AMG 4-matic (251.077, 251.177)	375	02/06→						
R 350 CDI 4-matic (251.124, 251.125)	155	01/06→	➔	05/09→			<b>03.0137-0451.2 650451</b>	Ø 210 x 30

	kw					! #		
<b>MERCEDES-BENZ - S-KLASSE (W140) 02/91→10/98</b>								
 <b>Bremsbackensatz, Feststellbremse</b>								
300 SE, SEL/S320 (140.032, 140.033)	170	03/91→10/98	➡	04/91→ 06/93			<b>03.0137-0244.2 650244</b>	Ø 164 x 25 + Zub
400 SE, SEL/S420 (140.042, 140.043)	210	02/91→10/98	➡	07/93→			<b>03.0137-0244.2 650244</b>	Ø 164 x 25 + Zub
500 SE, SEL (140.050, 140.051)	240	02/91→10/98						
300 SE 2.8 (140.028)	145	01/93→10/98	➡	07/93→			<b>03.0137-0244.2 650244</b>	Ø 164 x 25 + Zub
S 280 (140.028)	142	02/93→10/98	➡	→ 06/93			<b>03.0137-0244.2 650244</b>	Ø 164 x 25 + Zub
S 300 Turbo-D (140.135)	130	05/96→10/98	➡				<b>03.0137-0244.2 650244</b>	Ø 164 x 25 + Zub
S 350 Turbo-D (140.134)	110	01/93→10/98	➡	07/93→ 06/96			<b>03.0137-0244.2 650244</b>	Ø 164 x 25 + Zub
			➡	03/93→ 06/93			<b>03.0137-0244.2 650244</b>	Ø 164 x 25 + Zub
S 420 (140.042)	205	01/93→10/98	➡	07/93→			<b>03.0137-0244.2 650244</b>	Ø 164 x 25 + Zub
S 500 (140.050, 140.051)	235	01/93→10/98						
S 600 (140.056, 140.057)	290	01/93→10/98						
 <b>Seilzug, Feststellbremse</b>								
300 SE, SEL/S320 (140.032, 140.033)	170	03/91→10/98	←	⬆️; 07/93→; für Linkslenker; Radstand [mm]: 3.040; Scheibenbremse	1	<b>24.3727-0462.2 580462</b>		L= 2.622
400 SE, SEL/S420 (140.042, 140.043)	210	02/91→10/98	←	⬆️; 04/91→ 06/93; für Linkslenker; Scheibenbremse	1	<b>24.3727-0462.2 580462</b>		L= 2.622
500 SE, SEL (140.050, 140.051)	240	02/91→10/98	➡	⬇️; 07/93→; für Rechtslenker; Radstand [mm]: 3.140; Scheibenbremse		<b>24.3727-0455.2 580455</b>		L= 1.109
			➡	⬇️; 04/91→ 06/93; für Linkslenker; Scheibenbremse		<b>24.3727-0455.2 580455</b>		L= 1.109
			➡	⬇️; 04/91→ 06/93; für Rechtslenker; Scheibenbremse		<b>24.3727-0455.2 580455</b>		L= 1.109
			➡	⬇️; 07/93→; für Linkslenker; Radstand [mm]: 3.140; Scheibenbremse		<b>24.3727-0455.2 580455</b>		L= 1.109
			➡	⬇️; 07/93→; für Linkslenker; Radstand [mm]: 3.040; Scheibenbremse		<b>24.3727-0455.2 580455</b>		L= 1.109
			➡	⬇️; 07/93→; für Rechtslenker; Radstand [mm]: 3.040; Scheibenbremse		<b>24.3727-0455.2 580455</b>		L= 1.109
			➡	⬇️; 07/93→; für Rechtslenker; Radstand [mm]: 3.040; Scheibenbremse		<b>24.3727-0456.2 580456</b>		L= 1.134
			➡	⬇️; 07/93→; für Linkslenker; Radstand [mm]: 3.140; Scheibenbremse		<b>24.3727-0456.2 580456</b>		L= 1.134
			➡	⬇️; 07/93→; für Rechtslenker; Radstand [mm]: 3.140; Scheibenbremse		<b>24.3727-0456.2 580456</b>		L= 1.134
			➡	⬇️; 07/93→; für Linkslenker; Radstand [mm]: 3.040; Scheibenbremse		<b>24.3727-0456.2 580456</b>		L= 1.134
			➡	⬇️; 04/91→ 06/93; für Linkslenker; Scheibenbremse		<b>24.3727-0456.2 580456</b>		L= 1.134
			➡	⬇️; 04/91→ 06/93; für Rechtslenker; Scheibenbremse		<b>24.3727-0456.2 580456</b>		L= 1.134
300 SE 2.8 (140.028)	145	01/93→10/98	←	⬆️; → 06/93; für Linkslenker; Scheibenbremse	1	<b>24.3727-0462.2 580462</b>		L= 2.622
S 280 (140.028)	142	02/93→10/98	←	⬆️; 07/93→; für Linkslenker; Scheibenbremse	1	<b>24.3727-0462.2 580462</b>		L= 2.622
			➡	⬇️; → 06/93; für Linkslenker; Scheibenbremse		<b>24.3727-0455.2 580455</b>		L= 1.109
			➡	⬇️; → 06/93; für Rechtslenker; Scheibenbremse		<b>24.3727-0455.2 580455</b>		L= 1.109
			➡	⬇️; 07/93→; für Rechtslenker; Scheibenbremse		<b>24.3727-0455.2 580455</b>		L= 1.109
			➡	⬇️; 07/93→; für Linkslenker; Scheibenbremse		<b>24.3727-0455.2 580455</b>		L= 1.109
			➡	⬇️; 07/93→; für Rechtslenker; Scheibenbremse		<b>24.3727-0456.2 580456</b>		L= 1.134
			➡	⬇️; → 06/93; für Rechtslenker; Scheibenbremse		<b>24.3727-0456.2 580456</b>		L= 1.134
			➡	⬇️; → 06/93; für Linkslenker; Scheibenbremse		<b>24.3727-0456.2 580456</b>		L= 1.134
			➡	⬇️; 07/93→; für Linkslenker; Scheibenbremse		<b>24.3727-0456.2 580456</b>		L= 1.134
S 300 Turbo-D (140.135)	130	05/96→10/98	←	⬆️; für Linkslenker; Scheibenbremse	1	<b>24.3727-0462.2 580462</b>		L= 2.622
			➡	⬇️; für Linkslenker; Scheibenbremse		<b>24.3727-0455.2 580455</b>		L= 1.109
			➡	⬇️; für Rechtslenker; Scheibenbremse		<b>24.3727-0455.2 580455</b>		L= 1.109
			➡	⬇️; für Rechtslenker; Scheibenbremse		<b>24.3727-0456.2 580456</b>		L= 1.134














	kw			 	! #		
<b>MERCEDES-BENZ - S-KLASSE (W140) 02/91→10/98</b>							
 <b>Seilzug, Feststellbremse</b>							
S 300 Turbo-D (140.135)	130	05/96→10/98	➡	☐; für Linkslenker; Scheibenbremse		24.3727-0456.2 580456	L= 1.134
S 350 Turbo-D (140.134)	110	01/93→10/98	←	⬆; 07/93→ 06/96; für Linkslenker; Scheibenbremse	1	24.3727-0462.2 580462	L= 2.622
			←	⬆; 03/93→ 06/93; für Linkslenker; Scheibenbremse	1	24.3727-0462.2 580462	L= 2.622
			➡	☐; 07/93→ 06/96; für Rechtslenker; Scheibenbremse		24.3727-0455.2 580455	L= 1.109
			➡	☐; 07/93→ 06/96; für Linkslenker; Scheibenbremse		24.3727-0455.2 580455	L= 1.109
			➡	☐; 03/93→ 06/93; für Rechtslenker; Scheibenbremse		24.3727-0455.2 580455	L= 1.109
			➡	☐; 03/93→ 06/93; für Linkslenker; Scheibenbremse		24.3727-0455.2 580455	L= 1.109
			➡	☐; 07/93→ 06/96; für Linkslenker; Scheibenbremse		24.3727-0456.2 580456	L= 1.134
			➡	☐; 03/93→ 06/93; für Linkslenker; Scheibenbremse		24.3727-0456.2 580456	L= 1.134
			➡	☐; 03/93→ 06/93; für Rechtslenker; Scheibenbremse		24.3727-0456.2 580456	L= 1.134
			➡	☐; 07/93→ 06/96; für Rechtslenker; Scheibenbremse		24.3727-0456.2 580456	L= 1.134
S 420 (140.042)	205	01/93→10/98	←	⬆; 07/93→; für Linkslenker; Radstand [mm]: 3.040; Scheibenbremse	1	24.3727-0462.2 580462	L= 2.622
S 500 (140.050, 140.051)	235	01/93→10/98	➡	☐; 07/93→; für Linkslenker; Radstand [mm]: 3.040; Scheibenbremse		24.3727-0455.2 580455	L= 1.109
S 600 (140.056, 140.057)	290	01/93→10/98	➡	☐; 07/93→; für Rechtslenker; Radstand [mm]: 3.040; Scheibenbremse		24.3727-0455.2 580455	L= 1.109
			➡	☐; 07/93→; für Linkslenker; Radstand [mm]: 3.140; Scheibenbremse		24.3727-0455.2 580455	L= 1.109
			➡	☐; 07/93→; für Rechtslenker; Radstand [mm]: 3.140; Scheibenbremse		24.3727-0455.2 580455	L= 1.109
			➡	☐; 07/93→; für Rechtslenker; Radstand [mm]: 3.040; Scheibenbremse		24.3727-0456.2 580456	L= 1.134
			➡	☐; 07/93→; für Linkslenker; Radstand [mm]: 3.140; Scheibenbremse		24.3727-0456.2 580456	L= 1.134
			➡	☐; 07/93→; für Linkslenker; Radstand [mm]: 3.040; Scheibenbremse		24.3727-0456.2 580456	L= 1.134
			➡	☐; 07/93→; für Rechtslenker; Radstand [mm]: 3.140; Scheibenbremse		24.3727-0456.2 580456	L= 1.134
<b>MERCEDES-BENZ - S-KLASSE (W220) 10/98→08/05</b>							
 <b>Bremsbackensatz, Feststellbremse</b>							
S 280 (220.063, 220.163)	150	10/98→08/05		11/98→		03.0137-4016.2 654016	Ø 180 x 25 - HEB / + Zub
S 320 (220.065, 220.165)	165	10/98→08/05					
S 430 (220.070, 220.170)	205	10/98→08/05					
S 320 CDI (220.025, 220.125)	150	09/02→08/05				03.0137-4016.2 654016	Ø 180 x 25 - HEB / + Zub
S 320 CDI (220.026, 220.126)	145	08/99→09/02					
S 350 (220.067, 220.167)	180	09/02→08/05					
S 350 4-matic (220.087, 220.187)	180	06/03→08/05					
S 400 CDI (220.028, 220.128)	191	06/03→08/05					
S 430 4-matic (220.083, 220.183)	205	09/02→08/05					
S 500 4-matic (220.084, 220.184)	225	09/02→08/05					
S 55 AMG (220.073, 220.173)	265	04/99→08/05					
S 55 AMG Kompressor (220.074, 220.174)	368	06/02→08/05					
S 400 CDI (220.028, 220.128)	184	06/00→08/05		08/00→		03.0137-4016.2 654016	Ø 180 x 25 - HEB / + Zub
S 500 (220.075, 220.175, 220.875)	225	10/98→08/05		11/98→; nicht für gepanzerte Fahrzeuge		03.0137-4016.2 654016	Ø 180 x 25 - HEB / + Zub
S 600 (220.176)	368	09/02→08/05		nicht für gepanzerte Fahrzeuge		03.0137-4016.2 654016	Ø 180 x 25 - HEB / + Zub
S 600 (220.878, 220.178)	270	01/00→08/05					
							↓











	kw			 	! #		
<b>MERCEDES-BENZ - S-KLASSE (W220) 10/98→08/05</b>							
<b>Zubehörsatz, Feststellbremsbacken</b>							
S 280 (220.063, 220.163)	150	10/98→08/05	➔	11/98→		03.0137-9297.2 669297	
S 320 (220.065, 220.165)	165	10/98→08/05					
S 430 (220.070, 220.170)	205	10/98→08/05					
S 320 CDI (220.025, 220.125)	150	09/02→08/05	➔			03.0137-9297.2 669297	
S 320 CDI (220.026, 220.126)	145	08/99→09/02					
S 350 (220.067, 220.167)	180	09/02→08/05					
S 350 4-matic (220.087, 220.187)	180	06/03→08/05					
S 400 CDI (220.028, 220.128)	191	06/03→08/05					
S 430 4-matic (220.083, 220.183)	205	09/02→08/05					
S 500 4-matic (220.084, 220.184)	225	09/02→08/05					
S 55 AMG (220.073, 220.173)	265	04/99→08/05					
S 55 AMG Kompressor (220.074, 220.174)	368	06/02→08/05					
S 400 CDI (220.028, 220.128)	184	06/00→08/05	➔	08/00→		03.0137-9297.2 669297	
S 500 (220.075, 220.175, 220.875)	225	10/98→08/05	➔	11/98→; nicht für gepanzerte Fahrzeuge		03.0137-9297.2 669297	
S 600 (220.176)	368	09/02→08/05	➔	nicht für gepanzerte Fahrzeuge		03.0137-9297.2 669297	
S 600 (220.878, 220.178)	270	01/00→08/05					
<b> Seilzug, Feststellbremse</b>							
S 280 (220.063, 220.163)	150	10/98→08/05	➔	<input type="checkbox"/> ; 11/98→; für Rechtslenker; Scheibenbremse		24.3727-0457.2 580457	L= 980
			➔	<input type="checkbox"/> ; 11/98→; für Linkslenker; Scheibenbremse		24.3727-0457.2 580457	L= 980
			➔	<input type="checkbox"/> ; 11/98→; für Rechtslenker; Scheibenbremse		24.3727-0458.2 580458	L= 990
			➔	<input type="checkbox"/> ; 11/98→; für Linkslenker; Scheibenbremse		24.3727-0458.2 580458	L= 990
S 320 (220.065, 220.165) S 430 (220.070, 220.170) S 500 (220.075, 220.175, 220.875)	165	10/98→08/05	⬅	<input type="checkbox"/> ; 11/98→; für Linkslenker; Radstand [mm]: 3.085; Scheibenbremse	1	24.3727-0466.2 580466	L= 2.937
	205	10/98→08/05	➔	<input type="checkbox"/> ; 11/98→; für Rechtslenker; Radstand [mm]: 2.965; Scheibenbremse		24.3727-0457.2 580457	L= 980
	225	10/98→08/05	➔	<input type="checkbox"/> ; 11/98→; für Rechtslenker; Radstand [mm]: 3.085; Scheibenbremse		24.3727-0457.2 580457	L= 980
			➔	<input type="checkbox"/> ; 11/98→; für Linkslenker; Radstand [mm]: 2.965; Scheibenbremse		24.3727-0457.2 580457	L= 980
			➔	<input type="checkbox"/> ; 11/98→; für Linkslenker; Radstand [mm]: 3.085; Scheibenbremse		24.3727-0457.2 580457	L= 980
			➔	<input type="checkbox"/> ; 11/98→; für Rechtslenker; Radstand [mm]: 2.965; Scheibenbremse		24.3727-0458.2 580458	L= 990
			➔	<input type="checkbox"/> ; 11/98→; für Rechtslenker; Radstand [mm]: 3.085; Scheibenbremse		24.3727-0458.2 580458	L= 990
			➔	<input type="checkbox"/> ; 11/98→; für Linkslenker; Radstand [mm]: 2.965; Scheibenbremse		24.3727-0458.2 580458	L= 990
			➔	<input type="checkbox"/> ; 11/98→; für Linkslenker; Radstand [mm]: 3.085; Scheibenbremse		24.3727-0458.2 580458	L= 990
			➔	<input type="checkbox"/> ; 11/98→; für Rechtslenker; Radstand [mm]: 2.965; Scheibenbremse		24.3727-0458.2 580458	L= 990
S 320 CDI (220.025, 220.125)	150	09/02→08/05	➔	<input type="checkbox"/> ; für Linkslenker; Scheibenbremse		24.3727-0457.2 580457	L= 980
			➔	<input type="checkbox"/> ; für Linkslenker; Scheibenbremse		24.3727-0458.2 580458	L= 990
S 320 CDI (220.026, 220.126)	145	08/99→09/02	⬅	<input type="checkbox"/> ; 08/00→; für Linkslenker; Radstand [mm]: 3.085; Scheibenbremse	1	24.3727-0466.2 580466	L= 2.937
			➔	<input type="checkbox"/> ; 08/00→; für Linkslenker; Radstand [mm]: 3.085; Scheibenbremse		24.3727-0457.2 580457	L= 980
			➔	<input type="checkbox"/> ; für Linkslenker; Radstand [mm]: 2.965; Scheibenbremse		24.3727-0457.2 580457	L= 980
			➔	<input type="checkbox"/> ; für Rechtslenker; Radstand [mm]: 2.965; Scheibenbremse		24.3727-0457.2 580457	L= 980
			➔	<input type="checkbox"/> ; 08/00→; für Rechtslenker; Radstand [mm]: 3.085; Scheibenbremse		24.3727-0457.2 580457	L= 980
			➔	<input type="checkbox"/> ; für Rechtslenker; Radstand [mm]: 2.965; Scheibenbremse		24.3727-0458.2 580458	L= 990
			➔	<input type="checkbox"/> ; 08/00→; für Linkslenker; Radstand [mm]: 3.085; Scheibenbremse		24.3727-0458.2 580458	L= 990
↓							

	kw			 	! #			
<b>MERCEDES-BENZ - S-KLASSE (W220) 10/98→08/05</b>								
<b>Seilzug, Feststellbremse</b>								
S 320 CDI (220.026, 220.126)	145	08/99→09/02	➡	<input type="checkbox"/> ; 08/00→; für Rechtslenker; Radstand [mm]: 3.085; Scheibenbremse		24.3727-0458.2	580458	L= 990
			➡	<input type="checkbox"/> ; für Linkslenker; Radstand [mm]: 2.965; Scheibenbremse		24.3727-0458.2	580458	L= 990
S 350 (220.067, 220.167)	180	09/02→08/05	⬅	<input checked="" type="checkbox"/> ; für Linkslenker; Radstand [mm]: 3.085; Scheibenbremse	1	24.3727-0466.2	580466	L= 2.937
			➡	<input type="checkbox"/> ; für Linkslenker; Radstand [mm]: 3.085; Scheibenbremse		24.3727-0457.2	580457	L= 980
			➡	<input type="checkbox"/> ; für Rechtslenker; Radstand [mm]: 3.085; Scheibenbremse		24.3727-0457.2	580457	L= 980
			➡	<input type="checkbox"/> ; für Rechtslenker; Radstand [mm]: 3.085; Scheibenbremse		24.3727-0458.2	580458	L= 990
			➡	<input type="checkbox"/> ; für Linkslenker; Radstand [mm]: 3.085; Scheibenbremse		24.3727-0458.2	580458	L= 990
			➡	<input type="checkbox"/> ; für Rechtslenker; Radstand [mm]: 3.085; Scheibenbremse		24.3727-0458.2	580458	L= 990
S 350 4-matic (220.087, 220.187)	180	06/03→08/05	⬅	<input checked="" type="checkbox"/> ; für Linkslenker; Radstand [mm]: 3.085; Scheibenbremse	1	24.3727-0466.2	580466	L= 2.937
S 400 CDI (220.028, 220.128)	191	06/03→08/05	➡	<input type="checkbox"/> ; für Linkslenker; Radstand [mm]: 2.965; Scheibenbremse		24.3727-0457.2	580457	L= 980
S 430 4-matic (220.083, 220.183)	205	09/02→08/05	➡	<input type="checkbox"/> ; für Rechtslenker; Radstand [mm]: 2.965; Scheibenbremse		24.3727-0457.2	580457	L= 980
S 500 4-matic (220.084, 220.184)	225	09/02→08/05	➡	<input type="checkbox"/> ; für Linkslenker; Radstand [mm]: 3.085; Scheibenbremse		24.3727-0457.2	580457	L= 980
			➡	<input type="checkbox"/> ; für Rechtslenker; Radstand [mm]: 3.085; Scheibenbremse		24.3727-0457.2	580457	L= 980
			➡	<input type="checkbox"/> ; für Linkslenker; Radstand [mm]: 3.085; Scheibenbremse		24.3727-0458.2	580458	L= 990
			➡	<input type="checkbox"/> ; für Rechtslenker; Radstand [mm]: 3.085; Scheibenbremse		24.3727-0458.2	580458	L= 990
			➡	<input type="checkbox"/> ; für Linkslenker; Radstand [mm]: 2.965; Scheibenbremse		24.3727-0458.2	580458	L= 990
			➡	<input type="checkbox"/> ; für Rechtslenker; Radstand [mm]: 2.965; Scheibenbremse		24.3727-0458.2	580458	L= 990
			➡	<input type="checkbox"/> ; für Linkslenker; Radstand [mm]: 2.965; Scheibenbremse		24.3727-0458.2	580458	L= 990
			➡	<input type="checkbox"/> ; für Rechtslenker; Radstand [mm]: 2.965; Scheibenbremse		24.3727-0458.2	580458	L= 990
S 400 CDI (220.028, 220.128)	184	06/00→08/05	⬅	<input checked="" type="checkbox"/> ; 08/00→; für Linkslenker; Radstand [mm]: 3.085; Scheibenbremse	1	24.3727-0466.2	580466	L= 2.937
			➡	<input type="checkbox"/> ; 08/00→; für Rechtslenker; Radstand [mm]: 2.965; Scheibenbremse		24.3727-0457.2	580457	L= 980
			➡	<input type="checkbox"/> ; 08/00→; für Linkslenker; Radstand [mm]: 3.085; Scheibenbremse		24.3727-0457.2	580457	L= 980
			➡	<input type="checkbox"/> ; 08/00→; für Linkslenker; Radstand [mm]: 2.965; Scheibenbremse		24.3727-0457.2	580457	L= 980
			➡	<input type="checkbox"/> ; 08/00→; für Rechtslenker; Radstand [mm]: 3.085; Scheibenbremse		24.3727-0457.2	580457	L= 980
			➡	<input type="checkbox"/> ; 08/00→; für Linkslenker; Radstand [mm]: 3.085; Scheibenbremse		24.3727-0458.2	580458	L= 990
			➡	<input type="checkbox"/> ; 08/00→; für Rechtslenker; Radstand [mm]: 2.965; Scheibenbremse		24.3727-0458.2	580458	L= 990
			➡	<input type="checkbox"/> ; 08/00→; für Rechtslenker; Radstand [mm]: 3.085; Scheibenbremse		24.3727-0458.2	580458	L= 990
			➡	<input type="checkbox"/> ; 08/00→; für Linkslenker; Radstand [mm]: 2.965; Scheibenbremse		24.3727-0458.2	580458	L= 990
S 55 AMG (220.073, 220.173)	265	04/99→08/05	⬅	<input checked="" type="checkbox"/> ; für Linkslenker; Radstand [mm]: 3.085; Scheibenbremse	1	24.3727-0466.2	580466	L= 2.937
			➡	<input type="checkbox"/> ; für Rechtslenker; Radstand [mm]: 2.965; Scheibenbremse		24.3727-0457.2	580457	L= 980
			➡	<input type="checkbox"/> ; für Linkslenker; Radstand [mm]: 2.965; Scheibenbremse		24.3727-0457.2	580457	L= 980
			➡	<input type="checkbox"/> ; für Linkslenker; Radstand [mm]: 3.085; Scheibenbremse		24.3727-0457.2	580457	L= 980
			➡	<input type="checkbox"/> ; für Rechtslenker; Scheibenbremse		24.3727-0457.2	580457	L= 980
			➡	<input type="checkbox"/> ; für Linkslenker; Radstand [mm]: 3.085; Scheibenbremse		24.3727-0458.2	580458	L= 990
			➡	<input type="checkbox"/> ; für Rechtslenker; Radstand [mm]: 2.965; Scheibenbremse		24.3727-0458.2	580458	L= 990
			➡	<input type="checkbox"/> ; für Rechtslenker; Scheibenbremse		24.3727-0458.2	580458	L= 990
			➡	<input type="checkbox"/> ; für Linkslenker; Radstand [mm]: 2.965; Scheibenbremse		24.3727-0458.2	580458	L= 990
S 55 AMG Kompressor (220.074, 220.174)	368	06/02→08/05	⬅	<input checked="" type="checkbox"/> ; für Linkslenker; Radstand [mm]: 3.085; Scheibenbremse	1	24.3727-0466.2	580466	L= 2.937
S 600 (220.176) S 600 (220.878, 220.178) ↓	368 270	09/02→08/05 01/00→08/05	⬅	<input checked="" type="checkbox"/> ; für Linkslenker; Scheibenbremse	1	24.3727-0466.2	580466	L= 2.937
			➡	<input type="checkbox"/> ; für Linkslenker; Scheibenbremse		24.3727-0457.2	580457	L= 980



























	kW					! #		
<b>MERCEDES-BENZ - S-KLASSE (W220) 10/98→08/05</b>								
 <b>Seilzug, Feststellbremse</b>								
S 600 (220.176)	368	09/02→08/05	➔	<input type="checkbox"/> ; für Rechtslenker; Scheibenbremse		24.3727-0457.2	580457	L= 980
S 600 (220.878, 220.178)	270	01/00→08/05	➔	<input type="checkbox"/> ; für Rechtslenker; Scheibenbremse		24.3727-0458.2	580458	L= 990
			➔	<input type="checkbox"/> ; für Linkslenker; Scheibenbremse		24.3727-0458.2	580458	L= 990
S 63 AMG	326	09/01→08/05	➔	<input checked="" type="checkbox"/> ; für Linkslenker; Scheibenbremse	1	24.3727-0466.2	580466	L= 2.937
S 65 AMG (220.179)	450	03/04→08/05						
<b>MERCEDES-BENZ - S-KLASSE (W221) 09/05→12/13</b>								
 <b>Bremsbackensatz, Feststellbremse</b>								
S 250 CDI (221.003, 221.103)	150	01/11→12/13		→ 05/13		03.0137-4006.2	654006	Ø 180 x 25 - HEB / + Zub
S 280 (221.054)	170	08/06→12/13						
S 300 (221.054)	170	08/06→12/13						
S 320 CDI 4-matic (221.080, 221.180)	173	10/06→12/13						
S 350 4-matic (221.087, 221.187)	200	02/08→12/13						
S 350 BlueTec (221.026, 221.126)	190	04/11→12/13						
S 350 BlueTEC 4-matic (221.083, 221.183)	190	04/11→12/13						
S 350 CDI	173	06/09→12/13						
S 350 CGI (221.057, 221.157)	225	04/11→12/13						
S 350 CGI 4-matic (221.082, 221.182)	225	04/11→12/13						
S 420 CDI / S 450 CDI (221.028, 221.128)	235	10/06→12/13						
S 500 CGI (221.073, 221.173)	320	04/11→12/13						
S 500 CGI 4-matic (221.094, 221.194)	320	03/11→12/13						
S 320 CDI	155	10/05→12/13		12/05→ 05/13		03.0137-4006.2	654006	Ø 180 x 25 - HEB / + Zub
S 320 CDI 4-matic (221.080, 221.180)	155	10/05→12/13						
S 350 (221.056, 221.156)	200	10/05→12/13						
S 500 (221.071, 221.171)	285	10/05→12/13						
S 320 CDI (221.022, 221.122)	173	12/05→06/09				03.0137-4006.2	654006	Ø 180 x 25 - HEB / + Zub
S 400 Hybrid (221.095, 221.195)	205	01/09→12/13		06/09→ 05/13		03.0137-4006.2	654006	Ø 180 x 25 - HEB / + Zub
S 450 (221.070, 221.170)	250	12/05→12/13		04/06→ 05/13		03.0137-4006.2	654006	Ø 180 x 25 - HEB / + Zub
S 450 4-matic (221.084, 221.184)	250	12/05→12/13						
S 500 4-matic (221.086, 221.186)	285	10/05→12/13						
S 600 (221.176)	380	12/05→12/13		→ 05/13; nicht für gepanzerte Fahrzeuge		03.0137-4006.2	654006	Ø 180 x 25 - HEB / + Zub
S 63 AMG (221.074, 221.174)	400	03/11→12/13						
S 63 AMG (221.074, 221.174)	420	02/12→12/13						
S 65 AMG (221.179)	463	04/11→12/13						
S 63 AMG (221.077, 221.177)	386	10/06→12/13		01/07→ 05/13; nicht für gepanzerte Fahrzeuge		03.0137-4006.2	654006	Ø 180 x 25 - HEB / + Zub
S 65 AMG (221.179)	450	12/05→12/13		04/06→ 05/13; nicht für gepanzerte Fahrzeuge		03.0137-4006.2	654006	Ø 180 x 25 - HEB / + Zub
<b>MERCEDES-BENZ - S-KLASSE Coupe (C140) 07/92→02/99</b>								
 <b>Bremsbackensatz, Feststellbremse</b>								
CL 500	225	09/96→12/97	➔			03.0137-0244.2	650244	Ø 164 x 25 + Zub
SEC/CL 420 (140.063)	205	10/94→02/99	➔	06/96→		03.0137-0244.2	650244	Ø 164 x 25 + Zub
			➔	→ 05/96		03.0137-0244.2	650244	Ø 164 x 25 + Zub
SEC/CL 500 (140.070)	235	10/92→02/99	➔	06/96→		03.0137-0244.2	650244	Ø 164 x 25 + Zub
SEC/CL 600 (140.076)	290	09/92→02/99	➔	07/93→ 05/96		03.0137-0244.2	650244	Ø 164 x 25 + Zub
			➔	→ 06/93		03.0137-0244.2	650244	Ø 164 x 25 + Zub
 <b>Seilzug, Feststellbremse</b>								
CL 500	225	09/96→12/97	➔	<input checked="" type="checkbox"/> ; für Linkslenker; Scheibenbremse	1	24.3727-0462.2	580462	L= 2.622
			➔	<input type="checkbox"/> ; für Linkslenker; Scheibenbremse		24.3727-0455.2	580455	L= 1.109
			➔	<input type="checkbox"/> ; für Rechtslenker; Scheibenbremse		24.3727-0455.2	580455	L= 1.109
↓								












	kw					! #		
<b>MERCEDES-BENZ - S-KLASSE Coupe (C140) 07/92→02/99</b>								
 <b>Seilzug, Feststellbremse</b>								
CL 500	225	09/96→12/97	➡	☐; für Rechtslenker; Scheibenbremse			24.3727-0456.2 580456	L= 1.134
			➡	☐; für Linkslenker; Scheibenbremse			24.3727-0456.2 580456	L= 1.134
SEC/CL 420 (140.063)	205	10/94→02/99	⬅	⬆; → 05/96; für Linkslenker; Scheibenbremse	1		24.3727-0462.2 580462	L= 2.622
			⬅	⬆; 06/96→; für Linkslenker; Scheibenbremse	1		24.3727-0462.2 580462	L= 2.622
			➡	☐; → 05/96; für Rechtslenker; Scheibenbremse			24.3727-0455.2 580455	L= 1.109
			➡	☐; 06/96→; für Rechtslenker; Scheibenbremse			24.3727-0455.2 580455	L= 1.109
			➡	☐; → 05/96; für Linkslenker; Scheibenbremse			24.3727-0455.2 580455	L= 1.109
			➡	☐; 06/96→; für Linkslenker; Scheibenbremse			24.3727-0455.2 580455	L= 1.109
			➡	☐; → 05/96; für Rechtslenker; Scheibenbremse			24.3727-0456.2 580456	L= 1.134
			➡	☐; → 05/96; für Linkslenker; Scheibenbremse			24.3727-0456.2 580456	L= 1.134
			➡	☐; 06/96→; für Linkslenker; Scheibenbremse			24.3727-0456.2 580456	L= 1.134
			➡	☐; 06/96→; für Rechtslenker; Scheibenbremse			24.3727-0456.2 580456	L= 1.134
SEC/CL 500 (140.070) SEC/CL 600 (140.076)	235 290	10/92→02/99 09/92→02/99	⬅	⬆; 06/96→; für Linkslenker; Scheibenbremse	1		24.3727-0462.2 580462	L= 2.622
			⬅	⬆; → 06/93; für Linkslenker; Scheibenbremse	1		24.3727-0462.2 580462	L= 2.622
			⬅	⬆; 07/93→ 05/96; für Linkslenker; Scheibenbremse	1		24.3727-0462.2 580462	L= 2.622
			➡	☐; 07/93→ 05/96; für Rechtslenker; Scheibenbremse			24.3727-0455.2 580455	L= 1.109
			➡	☐; 06/96→; für Rechtslenker; Scheibenbremse			24.3727-0455.2 580455	L= 1.109
			➡	☐; 06/96→; für Linkslenker; Scheibenbremse			24.3727-0455.2 580455	L= 1.109
			➡	☐; → 06/93; für Rechtslenker; Scheibenbremse			24.3727-0455.2 580455	L= 1.109
			➡	☐; 07/93→ 05/96; für Linkslenker; Scheibenbremse			24.3727-0455.2 580455	L= 1.109
			➡	☐; → 06/93; für Linkslenker; Scheibenbremse			24.3727-0455.2 580455	L= 1.109
			➡	☐; → 06/93; für Linkslenker; Scheibenbremse			24.3727-0456.2 580456	L= 1.134
			➡	☐; 06/96→; für Linkslenker; Scheibenbremse			24.3727-0456.2 580456	L= 1.134
			➡	☐; 07/93→ 05/96; für Linkslenker; Scheibenbremse			24.3727-0456.2 580456	L= 1.134
			➡	☐; 06/96→; für Rechtslenker; Scheibenbremse			24.3727-0456.2 580456	L= 1.134
			➡	☐; 07/93→ 05/96; für Rechtslenker; Scheibenbremse			24.3727-0456.2 580456	L= 1.134
			➡	☐; → 06/93; für Rechtslenker; Scheibenbremse			24.3727-0456.2 580456	L= 1.134
<b>MERCEDES-BENZ - S-KLASSE Coupe (C215) 03/99→08/06</b>								
 <b>Bremsbackensatz, Feststellbremse</b>								
CL 500 (215.375) CL 55 AMG (215.373) CL 55 AMG Kompressor (215.374) CL 600 (215.376) CL 600 (215.378)	225 265 368 368 270	03/99→03/06 10/99→03/06 06/02→03/06 09/02→03/06 03/99→03/06					03.0137-4016.2 654016	Ø 180 x 25 - HEB / + Zub
<b>Zubehörsatz, Feststellbremsbacken</b>								
CL 500 (215.375) CL 55 AMG (215.373) CL 55 AMG Kompressor (215.374) CL 600 (215.376) CL 600 (215.378)	225 265 368 368 270	03/99→03/06 10/99→03/06 06/02→03/06 09/02→03/06 03/99→03/06	➡				03.0137-9297.2 669297	
 <b>Seilzug, Feststellbremse</b>								
CL 500 (215.375) CL 55 AMG (215.373)	225 265	03/99→03/06 10/99→03/06	⬅	⬆; für Linkslenker; Scheibenbremse	1		24.3727-0461.2 580461	L= 2.742



	kW					! #		
<b>MERCEDES-BENZ - S-KLASSE Coupe (C215) 03/99→08/06</b>								
 <b>Seilzug, Feststellbremse</b>								
CL 600 (215.376) CL 600 (215.378)	368 270	09/02→03/06 03/99→03/06	➡	☐; für Linkslenker; Scheibenbremse		24.3727-0457.2	580457	L= 980
			➡	☐; für Rechtslenker; Scheibenbremse		24.3727-0457.2	580457	L= 980
			➡	☐; für Rechtslenker; Scheibenbremse		24.3727-0458.2	580458	L= 990
			➡	☐; für Linkslenker; Scheibenbremse		24.3727-0458.2	580458	L= 990
CL 55 AMG Kompressor (215.374) CL 65 AMG (215.379)	368 450	06/02→03/06 09/03→03/06	⬅	☐; für Linkslenker; Scheibenbremse	1	24.3727-0461.2	580461	L= 2.742
<b>MERCEDES-BENZ - S-KLASSE Coupe (C216) 05/06→12/13</b>								
 <b>Bremsbackensatz, Feststellbremse</b>								
CL 500 (216.371) CL 600 (216.376)	285 380	06/06→12/13 05/06→12/13	➡	07/06→		03.0137-4006.2	654006	Ø 180 x 25 - HEB / + Zub
CL 500 (216.373) CL 500 4-matic (216.394) CL 63 AMG (216.374) CL 63 AMG (216.374) CL 65 AMG (216.379)	320 320 400 420 463	02/11→12/13 02/11→12/13 02/11→12/13 01/10→12/13 02/11→12/13	➡			03.0137-4006.2	654006	Ø 180 x 25 - HEB / + Zub
CL 500 4-matic (216.386)	285	02/08→12/13	➡	03/08→		03.0137-4006.2	654006	Ø 180 x 25 - HEB / + Zub
CL 63 AMG (216.377) CL 65 AMG (216.379)	386 450	10/06→12/13 10/06→12/10	➡	01/07→		03.0137-4006.2	654006	Ø 180 x 25 - HEB / + Zub
<b>MERCEDES-BENZ - SL (R129) 03/89→12/01</b>								
 <b>Bremsbackensatz, Feststellbremse</b>								
280 (129.058) 280 (129.059) 320 (129.063) 320 (129.064) 500 (129.068) 55 AMG 60 AMG (129.067) SL 73 AMG (129.076)	142 150 170 165 225 260 280 385	08/93→10/01 05/98→10/01 09/93→10/01 05/98→10/01 05/98→10/01 03/00→10/01 05/97→10/01 01/99→12/01	➡	→ 09/01		03.0137-0170.2	650170	Ø 164 x 20 + Zub
500 (129.067)	235	09/92→10/01	➡	08/93→ 09/01		03.0137-0170.2	650170	Ø 164 x 20 + Zub
600 (129.076)	290	07/92→10/01	➡	08/93→ 09/01		03.0137-0170.2	650170	Ø 164 x 20 + Zub
			➡	→ 07/93		03.0137-0170.2	650170	Ø 164 x 20 + Zub
 <b>Seilzug, Feststellbremse</b>								
280 (129.058) 280 (129.059) 320 (129.063) 320 (129.064) 500 (129.068) 55 AMG 60 AMG (129.067) SL 73 AMG (129.076)	142 150 170 165 225 260 280 385	08/93→10/01 05/98→10/01 09/93→10/01 05/98→10/01 05/98→10/01 03/00→10/01 05/97→10/01 01/99→12/01	⬅	☐; → 09/01; für Linkslenker; Scheibenbremse	1	24.3727-0464.2	580464	L= 2.297
			➡	☐; → 09/01; für Rechtslenker; Scheibenbremse		24.3727-0468.2	580468	L= 1.044
			➡	☐; → 09/01; für Linkslenker; Scheibenbremse		24.3727-0468.2	580468	L= 1.044
			➡	☐; → 09/01; für Linkslenker; Scheibenbremse		24.3727-0469.2	580469	L= 1.014
			➡	☐; → 09/01; für Rechtslenker; Scheibenbremse		24.3727-0469.2	580469	L= 1.014
500 (129.067)	235	09/92→10/01	⬅	☐; 08/93→ 09/01; für Linkslenker; Scheibenbremse	1	24.3727-0464.2	580464	L= 2.297
			➡	☐; 08/93→ 09/01; für Rechtslenker; Scheibenbremse		24.3727-0468.2	580468	L= 1.044
			➡	☐; 08/93→ 09/01; für Linkslenker; Scheibenbremse		24.3727-0468.2	580468	L= 1.044
			➡	☐; 08/93→ 09/01; für Linkslenker; Scheibenbremse		24.3727-0469.2	580469	L= 1.014
			➡	☐; 08/93→ 09/01; für Rechtslenker; Scheibenbremse		24.3727-0469.2	580469	L= 1.014
600 (129.076)	290	07/92→10/01	⬅	☐; 08/93→ 09/01; für Linkslenker; Scheibenbremse	1	24.3727-0464.2	580464	L= 2.297
			⬅	☐; → 07/93; für Linkslenker; Scheibenbremse	1	24.3727-0464.2	580464	L= 2.297
			➡	☐; → 07/93; für Rechtslenker; Scheibenbremse		24.3727-0468.2	580468	L= 1.044
			➡	☐; 08/93→ 09/01; für Linkslenker; Scheibenbremse		24.3727-0468.2	580468	L= 1.044
			➡	☐; 08/93→ 09/01; für Rechtslenker; Scheibenbremse		24.3727-0468.2	580468	L= 1.044
			➡	☐; → 07/93; für Linkslenker; Scheibenbremse		24.3727-0468.2	580468	L= 1.044











	kW			 	! #		
<b>MERCEDES-BENZ - SL (R129) 03/89→12/01</b>							
 <b>Seilzug, Feststellbremse</b>							
600 (129.076)	290	07/92→10/01	➡	<input type="checkbox"/> ; 08/93→09/01; für Rechtslenker; Scheibenbremse		24.3727-0469.2 580469	L= 1.014
			➡	<input type="checkbox"/> ; 08/93→09/01; für Linkslenker; Scheibenbremse		24.3727-0469.2 580469	L= 1.014
			➡	<input type="checkbox"/> ; → 07/93; für Rechtslenker; Scheibenbremse		24.3727-0469.2 580469	L= 1.014
			➡	<input type="checkbox"/> ; → 07/93; für Linkslenker; Scheibenbremse		24.3727-0469.2 580469	L= 1.014
<b>MERCEDES-BENZ - SL (R230) 10/01→01/12</b>							
 <b>Bremsbackensatz, Feststellbremse</b>							
280 (230.454)	170	03/08→01/12		→ 11/11		03.0137-4017.2 654017	Ø 180 x 25 + Zub
300 (230.454)	170	04/09→01/12					
350 (230.456)	200	03/06→01/12					
350 (230.458)	232	04/08→01/12					
350 (230.467)	180	03/03→01/12					
500 (230.471)	285	03/06→01/12					
500 (230.475)	225	10/01→01/12					
55 AMG (230.472)	380	03/06→01/12					
55 AMG Kompressor (230.474)	368	06/02→01/12					
600 (230.476)	368	04/03→01/12					
600 (230.477)	380	03/06→01/12					
63 AMG (230.470)	386	03/08→01/12					
65 AMG (230.479)	450	03/04→01/12					
65 AMG Black Series (230.479)	493	07/08→01/12					
55 AMG (230.474)	350	10/01→06/02				03.0137-4017.2 654017	Ø 180 x 25 + Zub
<b>Zubehörsatz, Feststellbremsbacken</b>							
280 (230.454)	170	03/08→01/12	➡	→ 11/11		03.0137-9297.2 669297	
300 (230.454)	170	04/09→01/12					
350 (230.456)	200	03/06→01/12					
350 (230.458)	232	04/08→01/12					
350 (230.467)	180	03/03→01/12					
500 (230.471)	285	03/06→01/12					
500 (230.475)	225	10/01→01/12					
55 AMG (230.472)	380	03/06→01/12					
55 AMG Kompressor (230.474)	368	06/02→01/12					
600 (230.476)	368	04/03→01/12					
600 (230.477)	380	03/06→01/12					
63 AMG (230.470)	386	03/08→01/12					
65 AMG (230.479)	450	03/04→01/12					
65 AMG Black Series (230.479)	493	07/08→01/12					
55 AMG (230.474)	350	10/01→06/02	➡			03.0137-9297.2 669297	
<b>MERCEDES-BENZ - SLK (R170) 04/96→04/04</b>							
 <b>Bremsbackensatz, Feststellbremse</b>							
200 (170.435)	100	09/96→03/00	➡			03.0137-0170.2 650170	Ø 164 x 20 + Zub
200 Kompressor (170.445)	141	10/96→03/00					
230 Kompressor (170.447)	142	09/96→03/00					
200 Kompressor (170.444)	120	03/00→04/04	➡	→ 03/04		03.0137-0170.2 650170	Ø 164 x 20 + Zub
230 Kompressor (170.449)	145	03/00→04/04					
32 AMG Kompressor (170.466)	260	03/01→04/04					
320 (170.465)	160	03/00→04/04	➡	04/00→03/04		03.0137-0170.2 650170	Ø 164 x 20 + Zub
 <b>Seilzug, Feststellbremse</b>							
200 (170.435)	100	09/96→03/00	➡	<input type="checkbox"/> ; Scheibenbremse		24.3727-0433.2 580433	L= 1.005
200 Kompressor (170.445)	141	10/96→03/00					
230 Kompressor (170.447)	142	09/96→03/00					
200 Kompressor (170.444)	120	03/00→04/04	➡	<input type="checkbox"/> ; → 03/04; Scheibenbremse		24.3727-0433.2 580433	L= 1.005
230 Kompressor (170.449)	145	03/00→04/04					
32 AMG Kompressor (170.466)	260	03/01→04/04					
320 (170.465)	160	03/00→04/04	➡	<input type="checkbox"/> ; 04/00→03/04; Scheibenbremse		24.3727-0433.2 580433	L= 1.005




	kw			 	! #		
<b>MERCEDES-BENZ - SLK (R171) 03/04→02/11</b>							
 <b>Bremsbackensatz, Feststellbremse</b>							
200 Kompressor (171.442)	120	03/04→02/11	➔	→ 01/11		<b>03.0137-4013.2 654013</b>	Ø 164 x 20 + Zub
200 Kompressor (171.445)	135	01/08→02/11					
300 (171.454)	170	04/09→02/11					
350 (171.456)	200	06/04→02/11					
350 (171.458)	224	01/08→02/11					
55 AMG (171.473)	265	06/04→02/11					
55 AMG (171.473)	294	06/06→02/11					
280 (171.454)	170	01/05→02/11	➔	04/05→ 01/11		<b>03.0137-4013.2 654013</b>	Ø 164 x 20 + Zub
<b>Zubehörsatz, Feststellbremsbacken</b>							
200 Kompressor (171.442)	120	03/04→02/11	➔	→ 01/11		<b>03.0137-9248.2 669248</b>	
200 Kompressor (171.445)	135	01/08→02/11					
300 (171.454)	170	04/09→02/11					
350 (171.456)	200	06/04→02/11					
350 (171.458)	224	01/08→02/11					
55 AMG (171.473)	265	06/04→02/11					
55 AMG (171.473)	294	06/06→02/11					
280 (171.454)	170	01/05→02/11	➔	04/05→ 01/11		<b>03.0137-9248.2 669248</b>	
<b>MERCEDES-BENZ - SPRINTER 2-t Bus (901, 902) 01/95→05/06</b>							
 <b>Bremsbackensatz, Feststellbremse</b>							
208 CDI	60	04/00→05/06	➔			<b>03.0137-0397.2 650397</b>	Ø 160 x 40
208 D	58	02/95→04/00					
210 D	75	03/97→04/00				<b>03.0137-4001.2 654001</b>	Ø 160 x 40 + Zub
211 CDI	80	04/00→05/06					
212 D	90	02/95→04/00					
213 CDI	95	04/00→05/06					
214 (902.071, 902.072, 902.671, 902.672)	105	02/95→05/06					
214 NGT	92	04/00→05/06					
216 CDI	115	04/00→05/06					
<b>Zubehörsatz, Feststellbremsbacken</b>							
208 CDI	60	04/00→05/06	➔			<b>03.0137-9255.2 669255</b>	
208 D	58	02/95→04/00					
210 D	75	03/97→04/00					
211 CDI	80	04/00→05/06					
212 D	90	02/95→04/00					
213 CDI	95	04/00→05/06					
214 (902.071, 902.072, 902.671, 902.672)	105	02/95→05/06					
214 NGT	92	04/00→05/06					
216 CDI	115	04/00→05/06					
 <b>Seilzug, Feststellbremse</b>							
208 CDI	60	04/00→05/06	←	☒; Scheibenbremse	1	<b>24.3727-0441.2 580441</b>	L= 2.460
208 D	58	02/95→04/00	←				
210 D	75	03/97→04/00	←	☒; Radstand [mm]: 3.000; für Fahrzeuge ohne Drehsitz; Scheibenbremse	1	<b>24.3727-0442.2 580442</b>	L= 1.435
211 CDI	80	04/00→05/06					
212 D	90	02/95→04/00					
213 CDI	95	04/00→05/06	←	☒; Radstand [mm]: 3.550; für Fahrzeuge ohne Drehsitz; Scheibenbremse	1	<b>24.3727-0443.2 580443</b>	L= 1.990
214 (902.071, 902.072, 902.671, 902.672)	105	02/95→05/06					
214 NGT	92	04/00→05/06	←	☒; Radstand [mm]: 3.550; für Fahrzeuge mit Drehsitz; Scheibenbremse	1	<b>24.3727-0444.2 580444</b>	L= 1.970
216 CDI	115	04/00→05/06	←				
			←	☒; Radstand [mm]: 3.000; für Fahrzeuge mit Drehsitz; Scheibenbremse	1	<b>24.3727-0445.2 580445</b>	L= 1.415
			➔	☒; Komponentennummer: 504013/01; Scheibenbremse	2	<b>24.3727-0438.2 580438</b>	L= 1.513
			➔	☒; Komponentennummer: 504013/04; Scheibenbremse	2	<b>24.3727-0463.2 580463</b>	L= 1.545
<b>MERCEDES-BENZ - SPRINTER 2-t Kasten (901, 902) 01/95→05/06</b>							
 <b>Bremsbackensatz, Feststellbremse</b>							
208 CDI	60	04/00→05/06	➔			<b>03.0137-0397.2 650397</b>	Ø 160 x 40
208 D	58	02/95→04/00				<b>03.0137-4001.2 654001</b>	Ø 160 x 40 + Zub
208 D	60	10/96→04/00					
210 D	75	01/97→04/00					
211 CDI	80	04/00→05/06					
212 D	90	02/95→04/00					
213 CDI	95	04/00→05/06					
↓							

	kW				! #		
<b>MERCEDES-BENZ - SPRINTER 2-t Kasten (901, 902) 01/95→05/06</b>							
<b>Bremsbackensatz, Feststellbremse</b>							
214	105	02/95→05/06	➔			<b>03.0137-0397.2 650397</b>	Ø 160 x 40
214 NGT	92	04/00→05/06				<b>03.0137-4001.2 654001</b>	Ø 160 x 40 + Zub
216 CDI	115	04/00→05/06					
<b>Zubehörsatz, Feststellbremsbacken</b>							
208 CDI	60	04/00→05/06	➔			<b>03.0137-9255.2 669255</b>	
208 D	58	02/95→04/00					
208 D	60	10/96→04/00					
210 D	75	01/97→04/00					
211 CDI	80	04/00→05/06					
212 D	90	02/95→04/00					
213 CDI	95	04/00→05/06					
214	105	02/95→05/06					
214 NGT	92	04/00→05/06					
216 CDI	115	04/00→05/06					
<b>Seilzug, Feststellbremse</b>							
208 CDI	60	04/00→05/06	←	⬆️; Scheibenbremse	1	<b>24.3727-0441.2 580441</b>	L= 2.460
208 D	58	02/95→04/00	←	⬆️; Radstand [mm]: 3.000; für Fahrzeuge ohne Drehsitz; Scheibenbremse	1	<b>24.3727-0442.2 580442</b>	L= 1.435
208 D	60	10/96→04/00	←				
210 D	75	01/97→04/00	←				
211 CDI	80	04/00→05/06	←				
212 D	90	02/95→04/00	←	⬆️; Radstand [mm]: 3.550; für Fahrzeuge ohne Drehsitz; Scheibenbremse	1	<b>24.3727-0443.2 580443</b>	L= 1.990
213 CDI	95	04/00→05/06	←				
214	105	02/95→05/06	←				
214 NGT	92	04/00→05/06	←	⬆️; Radstand [mm]: 3.550; für Fahrzeuge mit Drehsitz; Scheibenbremse	1	<b>24.3727-0444.2 580444</b>	L= 1.970
216 CDI	115	04/00→05/06	←				
			←	⬆️; Radstand [mm]: 3.000; für Fahrzeuge mit Drehsitz; Scheibenbremse	1	<b>24.3727-0445.2 580445</b>	L= 1.415
			➔	⬇️; Komponentennummer: 504013/01; Scheibenbremse	2	<b>24.3727-0438.2 580438</b>	L= 1.513
			➔	⬇️; Komponentennummer: 504013/04; Scheibenbremse	2	<b>24.3727-0463.2 580463</b>	L= 1.545
<b>MERCEDES-BENZ - SPRINTER 2-t Pritsche/Fahrgestell (901, 902) 01/95→05/06</b>							
<b>Bremsbackensatz, Feststellbremse</b>							
208 CDI	60	04/00→05/06	➔			<b>03.0137-0397.2 650397</b>	Ø 160 x 40
208 D	60	09/96→04/00				<b>03.0137-4001.2 654001</b>	Ø 160 x 40 + Zub
210 D	75	01/97→04/00					
211 CDI	80	04/00→05/06					
212 D	90	02/95→04/00					
213 CDI	95	04/00→05/06					
214 (902.011, 902.012, 902.611, 902.612)	105	02/95→05/06					
214 NGT	92	04/00→05/06					
216 CDI	115	04/00→05/06					
208 D	58	01/95→04/00	➔	02/95→		<b>03.0137-0397.2 650397</b> <b>03.0137-4001.2 654001</b>	Ø 160 x 40 Ø 160 x 40 + Zub
<b>Zubehörsatz, Feststellbremsbacken</b>							
208 CDI	60	04/00→05/06	➔			<b>03.0137-9255.2 669255</b>	
208 D	60	09/96→04/00					
210 D	75	01/97→04/00					
211 CDI	80	04/00→05/06					
212 D	90	02/95→04/00					
213 CDI	95	04/00→05/06					
214 (902.011, 902.012, 902.611, 902.612)	105	02/95→05/06					
214 NGT	92	04/00→05/06					
216 CDI	115	04/00→05/06					
208 D	58	01/95→04/00	➔	02/95→		<b>03.0137-9255.2 669255</b>	
<b>Seilzug, Feststellbremse</b>							
208 CDI	60	04/00→05/06	←	⬆️; Scheibenbremse	1	<b>24.3727-0441.2 580441</b>	L= 2.460
208 D	60	09/96→04/00	←	⬆️; Radstand [mm]: 3.000; für Fahrzeuge ohne Drehsitz; Scheibenbremse	1	<b>24.3727-0442.2 580442</b>	L= 1.435
210 D	75	01/97→04/00	←				
211 CDI	80	04/00→05/06	←				
212 D	90	02/95→04/00	←				
213 CDI	95	04/00→05/06	←	⬆️; Radstand [mm]: 3.550; für Fahrzeuge ohne Drehsitz; Scheibenbremse	1	<b>24.3727-0443.2 580443</b>	L= 1.990
214 (902.011, 902.012, 902.611, 902.612)	105	02/95→05/06	←				
214 NGT	92	04/00→05/06	←	⬆️; Radstand [mm]: 3.550; für Fahrzeuge mit Drehsitz; Scheibenbremse	1	<b>24.3727-0444.2 580444</b>	L= 1.970
216 CDI	115	04/00→05/06	←				
↓							




	kW			 	! #		
<b>MERCEDES-BENZ - SPRINTER 2-t Pritsche/Fahrgestell (901, 902) 01/95—05/06</b>							
 <b>Seilzug, Feststellbremse</b>							
208 CDI	60	04/00→05/06	←	↑; Radstand [mm]: 3.000; für Fahrzeuge mit Drehsitz; Scheibenbremse	1	24.3727-0445.2 580445	L= 1.415
208 D	60	09/96→04/00					
210 D	75	01/97→04/00					
211 CDI	80	04/00→05/06	→	↓; Komponentennummer: 504013/01; Scheibenbremse	2	24.3727-0438.2 580438	L= 1.513
212 D	90	02/95→04/00					
213 CDI	95	04/00→05/06	→	↓; Komponentennummer: 504013/04; Scheibenbremse	2	24.3727-0463.2 580463	L= 1.545
214 (902.011, 902.012, 902.611, 902.612)	105	02/95→05/06					
214 NGT	92	04/00→05/06					
216 CDI	115	04/00→05/06					
208 D	58	01/95→04/00	←	↑; 02/95→; Scheibenbremse	1	24.3727-0441.2 580441	L= 2.460
			←	↑; 02/95→; Radstand [mm]: 3.000; für Fahrzeuge ohne Drehsitz; Scheibenbremse	1	24.3727-0442.2 580442	L= 1.435
			←	↑; 02/95→; Radstand [mm]: 3.550; für Fahrzeuge ohne Drehsitz; Scheibenbremse	1	24.3727-0443.2 580443	L= 1.990
			←	↑; 02/95→; Radstand [mm]: 3.550; für Fahrzeuge mit Drehsitz; Scheibenbremse	1	24.3727-0444.2 580444	L= 1.970
			←	↑; 02/95→; Radstand [mm]: 3.000; für Fahrzeuge mit Drehsitz; Scheibenbremse	1	24.3727-0445.2 580445	L= 1.415
			→	↓; 02/95→; Komponentennummer: 504013/01; Scheibenbremse	2	24.3727-0438.2 580438	L= 1.513
			→	↓; 02/95→; Komponentennummer: 504013/04; Scheibenbremse	2	24.3727-0463.2 580463	L= 1.545
<b>MERCEDES-BENZ - SPRINTER 3,5-t Bus (906) 06/06→</b>							
 <b>Bremsbackensatz, Feststellbremse</b>							
310 CDI (906.731, 906.733, 906.735)	70	03/09→12/13	→			03.0137-4003.2 654003	Ø 180 x 25 + Zub
311 CDI (906.731, 906.733, 906.735)	80	06/06→12/09					
311 CDI (906.731, 906.733, 906.735)	84	05/16→					
311 CDI 4x4 (906.731, 906.733, 906.735)	80	02/08→12/09					
313 CDI (906.731, 906.733, 906.735)	95	08/11→05/16					
313 CDI 4x4 (906.731, 906.733, 906.735)	95	08/11→05/16					
314 CDI (906.731, 906.733, 906.735)	105	05/16→					
314 CDI 4x4 (906.731, 906.733, 906.735)	105	05/16→					
315 CDI (906.731, 906.733, 906.735)	110	06/06→12/09					
315 CDI 4x4 (906.731, 906.733, 906.735)	110	02/08→12/09					
316 (906.733, 906.735)	115	09/08→					
316 CDI (906.731, 906.733, 906.735)	120	08/11→					
316 CDI 4x4 (906.731, 906.733, 906.735)	120	08/11→					
316 LGT	115	09/08→					
316 NGT (906.733, 906.735)	115	09/08→					
318 CDI (906.731, 906.733, 906.735)	135	02/08→12/09					
318 CDI 4x4 (906.731, 906.733, 906.735)	135	02/08→12/09					
319 CDI / BlueTEC (906.731, 906.733, 906.735)	140	03/09→					
319 CDI / BlueTEC 4x4 (906.731, 906.733, 906.735)	140	03/09→					
324 (906.733, 906.735)	190	06/06→12/13					
 <b>Seilzug, Feststellbremse</b>							
310 CDI (906.731, 906.733, 906.735)	70	03/09→12/13	←	↑; Scheibenbremse	1	24.3727-0472.2 580472	L= 1.468
311 CDI (906.731, 906.733, 906.735)	80	06/06→12/09	→	↓; Scheibenbremse	2	24.3727-0473.2 580473	L= 1.706
311 CDI (906.731, 906.733, 906.735)	84	05/16→					
↓							

**MERCEDES-BENZ - SPRINTER 3,5-t Bus (906) 06/06→**

 **Seilzug, Feststellbremse**

311 CDI 4x4 (906.731, 906.733, 906.735)	80	02/08→12/09	←	↑; Scheibenbremse	1	24.3727-0472.2	580472	L= 1.468
313 CDI (906.731, 906.733, 906.735)	95	08/11→05/16	→	↓; Scheibenbremse	2	24.3727-0473.2	580473	L= 1.706
313 CDI 4x4 (906.731, 906.733, 906.735)	95	08/11→05/16						
314 CDI (906.731, 906.733, 906.735)	105	05/16→						
314 CDI 4x4 (906.731, 906.733, 906.735)	105	05/16→						
315 CDI (906.731, 906.733, 906.735)	110	06/06→12/09						
315 CDI 4x4 (906.731, 906.733, 906.735)	110	02/08→12/09						
316 (906.733, 906.735)	115	09/08→						
316 CDI (906.731, 906.733, 906.735)	120	08/11→						
316 CDI 4x4 (906.731, 906.733, 906.735)	120	08/11→						
316 LGT	115	09/08→						
316 NGT (906.733, 906.735)	115	09/08→						
318 CDI (906.731, 906.733, 906.735)	135	02/08→12/09						
318 CDI 4x4 (906.731, 906.733, 906.735)	135	02/08→12/09						
319 CDI / BlueTEC (906.731, 906.733, 906.735)	140	03/09→						
319 CDI / BlueTEC 4x4 (906.731, 906.733, 906.735)	140	03/09→						
324 (906.733, 906.735)	190	06/06→12/13						










**MERCEDES-BENZ - SPRINTER 3,5-t Kasten (906) 06/06→**










 **Bremsbackensatz, Feststellbremse**

309 CDI (906.631, 906.633, 906.635, 906.637)	65	06/06→12/09	→			03.0137-4003.2	654003	Ø 180 x 25 + Zub
310 CDI (906.631, 906.633, 906.635, 906.637)	70	03/09→						
311 CDI (906.631, 906.633, 906.635, 906.637)	80	06/06→12/09						
311 CDI (906.631, 906.633, 906.635, 906.637)	84	05/16→						
311 CDI 4x4 (906.631, 906.633, 906.635, 906.637)	80	02/08→12/09						
313 CDI (906.631, 906.633, 906.635, 906.637)	95	06/06→						
313 CDI (906.631, 906.633, 906.635, 906.637)	95	05/09→						
313 CDI 4x4 (906.631, 906.633, 906.635, 906.637)	95	05/09→						
314 CDI (906.631, 906.633, 906.635, 906.637)	105	05/16→						
314 CDI 4x4 (906.631, 906.633, 906.635, 906.637)	105	05/16→						
315 CDI (906.631, 906.633, 906.635, 906.637)	110	06/06→12/09						
315 CDI 4x4 (906.631, 906.633, 906.635, 906.637)	110	02/08→12/09						
316 (906.635, 906.633)	115	09/08→						
316 CDI (906.631, 906.633, 906.635, 906.637)	120	03/09→						
316 CDI 4x4 (906.631, 906.633, 906.635, 906.637)	120	03/09→						
316 LGT (906.633, 906.635)	115	09/08→						
↓								
































	kW			 	! #		
<b>MERCEDES-BENZ - SPRINTER 3,5-t Kasten (906) 06/06 →</b>							
 <b>Bremsbackensatz, Feststellbremse</b>							
316 NGT (906.633, 906.635)	115	09/08 →	➔			<b>03.0137-4003.2 654003</b>	Ø 180 x 25 + Zub
318 CDI (906.631, 906.633, 906.635, 906.637)	135	06/06 → 12/09					
318 CDI 4x4 (906.631, 906.633, 906.635, 906.637)	135	02/08 → 12/09					
319 CDI / BlueTEC (906.631, 906.633, 906.635, 906.637)	140	03/09 →					
319 CDI / BlueTEC 4x4 (906.631, 906.633, 906.635, 906.637)	140	03/09 →					
324 (906.633, 906.635, 906.637)	190	06/06 → 12/13					
 <b>Seilzug, Feststellbremse</b>							
309 CDI (906.631, 906.633, 906.635, 906.637)	65	06/06 → 12/09	←	↑; Scheibenbremse	1	<b>24.3727-0472.2 580472</b>	L= 1.468
310 CDI (906.631, 906.633, 906.635, 906.637)	70	03/09 →	➔	↓; Scheibenbremse	2	<b>24.3727-0473.2 580473</b>	L= 1.706
311 CDI (906.631, 906.633, 906.635, 906.637)	80	06/06 → 12/09					
311 CDI (906.631, 906.633, 906.635, 906.637)	84	05/16 →					
311 CDI 4x4 (906.631, 906.633, 906.635, 906.637)	80	02/08 → 12/09					
313 CDI (906.631, 906.633, 906.635, 906.637)	95	06/06 →					
313 CDI (906.631, 906.633, 906.635, 906.637)	95	05/09 →					
313 CDI 4x4 (906.631, 906.633, 906.635, 906.637)	95	05/09 →					
314 CDI (906.631, 906.633, 906.635, 906.637)	105	05/16 →					
314 CDI 4x4 (906.631, 906.633, 906.635, 906.637)	105	05/16 →					
315 CDI (906.631, 906.633, 906.635, 906.637)	110	06/06 → 12/09					
315 CDI 4x4 (906.631, 906.633, 906.635, 906.637)	110	02/08 → 12/09					
316 (906.635, 906.633)	115	09/08 →					
316 CDI (906.631, 906.633, 906.635, 906.637)	120	03/09 →					
316 CDI 4x4 (906.631, 906.633, 906.635, 906.637)	120	03/09 →					
316 LGT (906.633, 906.635)	115	09/08 →					
316 NGT (906.633, 906.635)	115	09/08 →					
318 CDI (906.631, 906.633, 906.635, 906.637)	135	06/06 → 12/09					
318 CDI 4x4 (906.631, 906.633, 906.635, 906.637)	135	02/08 → 12/09					
319 CDI / BlueTEC (906.631, 906.633, 906.635, 906.637)	140	03/09 →					
319 CDI / BlueTEC 4x4 (906.631, 906.633, 906.635, 906.637)	140	03/09 →					
324 (906.633, 906.635, 906.637)	190	06/06 → 12/13					











	kW			 	! #		
<b>MERCEDES-BENZ - SPRINTER 3,5-t Pritsche/Fahrgestell (906) 06/06→</b>							
<b> Bremsbackensatz, Feststellbremse</b>							
309 CDI (906.131, 906.133, 906.135, 906.231, 906.233...)	65	06/06→12/09	➔			<b>03.0137-4003.2 654003</b>	Ø 180 x 25 + Zub
310 CDI (906.131, 906.133, 906.135, 906.231, 906.233...)	70	03/09→05/16					
311 CDI (906.131, 906.133, 906.135, 906.231, 906.233...)	80	06/06→12/09					
311 CDI (906.131, 906.133, 906.135, 906.231, 906.233...)	84	05/16→					
311 CDI 4x4 (906.131, 906.133, 906.135, 906.231...)	80	02/08→12/09					
313 CDI (906.131, 906.133, 906.135, 906.231, 906.233...)	95	06/06→05/16					
313 CDI 4x4 (906.131, 906.133, 906.135, 906.231...)	95	06/06→05/16					
314 CDI (906.131, 906.133, 906.135, 906.231, 906.233...)	105	05/16→					
314 CDI 4x4 (906.131, 906.133, 906.135, 906.231...)	105	05/16→					
315 CDI (906.131, 906.133, 906.135, 906.231, 906.233...)	110	06/06→12/09					
315 CDI 4x4 (906.131, 906.133, 906.135, 906.231...)	110	02/08→12/09					
316 (906.133, 906.135, 906.233, 906.235)	115	09/08→					
316 CDI (906.131, 906.133, 906.135, 906.231, 906.233...)	120	03/09→					
316 CDI 4x4 (906.131, 906.133, 906.135, 906.231...)	120	03/09→					
316 LGT (906.133, 906.135, 906.233, 906.235)	115	09/08→					
316 NGT (906.133, 906.135, 906.233, 906.235)	115	09/08→					
318 CDI (906.131, 906.133, 906.135, 906.231, 906.233...)	135	06/06→12/09					
318 CDI 4x4 (906.131, 906.133, 906.135, 906.231...)	135	02/08→12/09					
319 CDI / BlueTEC (906.131, 906.133, 906.135, 906.231...)	140	03/09→					
319 CDI / BlueTEC 4x4 (906.131, 906.133, 906.135...)	140	05/11→					
324 (906.133, 906.135, 906.233, 906.235)	190	06/06→12/13					
<b> Seilzug, Feststellbremse</b>							
309 CDI (906.131, 906.133, 906.135, 906.231, 906.233...)	65	06/06→12/09	←	⬆; Scheibenbremse	1	<b>24.3727-0472.2 580472</b>	L= 1.468
310 CDI (906.131, 906.133, 906.135, 906.231, 906.233...)	70	03/09→05/16	➔	⬇; Scheibenbremse	2	<b>24.3727-0473.2 580473</b>	L= 1.706
311 CDI (906.131, 906.133, 906.135, 906.231, 906.233...)	80	06/06→12/09					
311 CDI (906.131, 906.133, 906.135, 906.231, 906.233...)	84	05/16→					
311 CDI 4x4 (906.131, 906.133, 906.135, 906.231...)	80	02/08→12/09					
313 CDI (906.131, 906.133, 906.135, 906.231, 906.233...)	95	06/06→05/16					
↓							













	kW			 	! #		
<b>MERCEDES-BENZ - SPRINTER 3,5-t Pritsche/Fahrgestell (906) 06/06→</b>							
 <b>Seilzug, Feststellbremse</b>							
313 CDI 4x4 (906.131, 906.133, 906.135, 906.231...)	95	06/06→05/16	←	↑; Scheibenbremse	1	24.3727-0472.2 580472	L= 1.468
			→	↓; Scheibenbremse	2	24.3727-0473.2 580473	L= 1.706
314 CDI (906.131, 906.133, 906.135, 906.231, 906.233...)	105	05/16→					
314 CDI 4x4 (906.131, 906.133, 906.135, 906.231...)	105	05/16→					
315 CDI (906.131, 906.133, 906.135, 906.231, 906.233...)	110	06/06→12/09					
315 CDI 4x4 (906.131, 906.133, 906.135, 906.231...)	110	02/08→12/09					
316 (906.133, 906.135, 906.233, 906.235)	115	09/08→					
316 CDI (906.131, 906.133, 906.135, 906.231, 906.233...)	120	03/09→					
316 CDI 4x4 (906.131, 906.133, 906.135, 906.231...)	120	03/09→					
316 LGT (906.133, 906.135, 906.233, 906.235)	115	09/08→					
316 NGT (906.133, 906.135, 906.233, 906.235)	115	09/08→					
318 CDI (906.131, 906.133, 906.135, 906.231, 906.233...)	135	06/06→12/09					
318 CDI 4x4 (906.131, 906.133, 906.135, 906.231...)	135	02/08→12/09					
319 CDI / BlueTEC (906.131, 906.133, 906.135, 906.231...)	140	03/09→					
319 CDI / BlueTEC 4x4 (906.131, 906.133, 906.135...)	140	05/11→					
324 (906.133, 906.135, 906.233, 906.235)	190	06/06→12/13					
<b>MERCEDES-BENZ - SPRINTER 3-t Bus (903) 01/95→05/06</b>							
 <b>Bremsbackensatz, Feststellbremse</b>							
308 CDI	60	04/00→05/06	→			03.0137-0397.2 650397	Ø 160 x 40
308 D	58	02/95→04/00				03.0137-4001.2 654001	Ø 160 x 40 + Zub
308 D (903.371, 903.372, 903.373)	60	03/97→04/00					
310 D (903.371, 903.372, 903.373)	75	01/97→12/99					
310 D 4x4	75	05/97→08/02					
311 CDI	80	04/00→05/06					
311 CDI 4x4	80	08/02→05/06					
312 D 2.9	90	02/95→04/00					
312 D 2.9 4x4	90	05/97→08/02					
313 CDI	95	04/00→05/06					
313 CDI 4x4	95	08/02→05/06					
314 (903.071, 903.072, 903.073, 903.671, 903.672, 903.673)	105	02/95→05/06					
314 4x4	105	08/02→05/06					
314 NGT	92	04/00→05/06					
316 CDI	115	04/00→05/06					
316 CDI 4x4	115	08/02→05/06					
<b>Zubehörsatz, Feststellbremsbacken</b>							
308 CDI	60	04/00→05/06	→			03.0137-9255.2 669255	
308 D	58	02/95→04/00					
308 D (903.371, 903.372, 903.373)	60	03/97→04/00					
310 D (903.371, 903.372, 903.373)	75	01/97→12/99					
310 D 4x4	75	05/97→08/02					
311 CDI	80	04/00→05/06					
311 CDI 4x4	80	08/02→05/06					
312 D 2.9	90	02/95→04/00					
312 D 2.9 4x4	90	05/97→08/02					
313 CDI	95	04/00→05/06					
313 CDI 4x4	95	08/02→05/06					
↓							


	kW					! #		
<b>MERCEDES-BENZ - SPRINTER 3-t Bus (903) 01/95→05/06</b>								
<b>Zubehörsatz, Feststellbremsbacken</b>								
314 (903.071, 903.072, 903.073, 903.671, 903.672, 903.673)	105	02/95→05/06	➔				03.0137-9255.2 669255	
314 4x4	105	08/02→05/06						
314 NGT	92	04/00→05/06						
316 CDI	115	04/00→05/06						
316 CDI 4x4	115	08/02→05/06						
<b>Seilzug, Feststellbremse</b>								
308 CDI	60	04/00→05/06	←	↑; Radstand [mm]: 4.025; Scheibenbremse	1	24.3727-0441.2 580441	L= 2.460	
308 D	58	02/95→04/00						
308 D (903.371, 903.372, 903.373)	60	03/97→04/00	←	↑; Radstand [mm]: 3.000; für Fahrzeuge ohne Drehsitz; Scheibenbremse	1	24.3727-0442.2 580442	L= 1.435	
310 D (903.371, 903.372, 903.373)	75	01/97→12/99						
310 D 4x4	75	05/97→08/02	←	↑; Radstand [mm]: 3.550; für Fahrzeuge ohne Drehsitz; Scheibenbremse	1	24.3727-0443.2 580443	L= 1.990	
311 CDI	80	04/00→05/06						
311 CDI 4x4	80	08/02→05/06						
312 D 2.9	90	02/95→04/00	←	↑; Radstand [mm]: 3.550; für Fahrzeuge mit Drehsitz; Scheibenbremse	1	24.3727-0444.2 580444	L= 1.970	
312 D 2.9 4x4	90	05/97→08/02						
313 CDI	95	04/00→05/06						
313 CDI 4x4	95	08/02→05/06	←	↑; Radstand [mm]: 3.000; für Fahrzeuge mit Drehsitz; Scheibenbremse	1	24.3727-0445.2 580445	L= 1.415	
314 (903.071, 903.072, 903.073, 903.671, 903.672, 903.673)	105	02/95→05/06	←					
314 4x4	105	08/02→05/06	➔	↓; Komponentennummer: 504013/01; Scheibenbremse	2	24.3727-0438.2 580438	L= 1.513	
314 NGT	92	04/00→05/06						
316 CDI	115	04/00→05/06	➔	↓; Komponentennummer: 504013/04; Scheibenbremse	2	24.3727-0463.2 580463	L= 1.545	
316 CDI 4x4	115	08/02→05/06						
<b>MERCEDES-BENZ - SPRINTER 3-t Bus (906) 06/06→</b>								
<b>Bremsbackensatz, Feststellbremse</b>								
210 CDI (906.711, 906.713)	70	03/09→12/13	➔			03.0137-4003.2 654003	∅ 180 x 25 + Zub	
211 CDI (906.711, 906.713)	80	06/06→12/09						
211 CDI (906.711, 906.713)	84	04/16→						
213 CDI (906.711, 906.713)	95	06/06→05/16						
214 CDI (906.711, 906.713)	105	04/16→						
215 CDI (906.711, 906.713)	110	06/06→12/09						
216 (906.713)	115	09/08→						
224 (906.713)	190	06/06→12/13						
216 CDI (906.711, 906.713)	120	06/06→	➔	03/09→		03.0137-4003.2 654003	∅ 180 x 25 + Zub	
<b>Seilzug, Feststellbremse</b>								
210 CDI (906.711, 906.713)	70	03/09→12/13	←	↑; Scheibenbremse	1	24.3727-0472.2 580472	L= 1.468	
211 CDI (906.711, 906.713)	80	06/06→12/09	➔	↓; Scheibenbremse	2	24.3727-0473.2 580473	L= 1.706	
211 CDI (906.711, 906.713)	84	04/16→						
213 CDI (906.711, 906.713)	95	06/06→05/16						
214 CDI (906.711, 906.713)	105	04/16→						
215 CDI (906.711, 906.713)	110	06/06→12/09						
216 (906.713)	115	09/08→						
224 (906.713)	190	06/06→12/13						
216 CDI (906.711, 906.713)	120	06/06→	←	↑; 03/09→; Scheibenbremse	1	24.3727-0472.2 580472	L= 1.468	
			➔	↓; 03/09→; Scheibenbremse	2	24.3727-0473.2 580473	L= 1.706	
<b>MERCEDES-BENZ - SPRINTER 3-t Kasten (903) 01/95→05/06</b>								
<b>Bremsbackensatz, Feststellbremse</b>								
308 CDI	60	04/00→05/06	➔			03.0137-0397.2 650397	∅ 160 x 40	
308 D 2.3	58	02/95→04/00				03.0137-4001.2 654001	∅ 160 x 40 + Zub	
308 D 2.3	60	02/95→04/00						
310 D 2.9	75	02/95→04/00						
311 CDI	80	04/00→05/06						
311 CDI 4x4	80	08/02→05/06						
312 D 2.9	90	02/95→04/00						
312 D 2.9 4x4	90	05/97→08/02						
313 CDI	95	04/00→05/06						
313 CDI 4x4	95	08/02→05/06						

	kW			 	! #		
<b>MERCEDES-BENZ - SPRINTER 3-t Kasten (903) 01/95→05/06</b>							
 <b>Bremsbackensatz, Feststellbremse</b>							
314	105	02/95→05/06	➔			<b>03.0137-0397.2 650397</b>	Ø 160 x 40
314 4x4	105	08/02→05/06				<b>03.0137-4001.2 654001</b>	Ø 160 x 40 + Zub
314 NGT (903.661)	92	04/00→05/06					
316 CDI	115	04/00→05/06					
316 CDI 4x4	115	08/02→05/06					
<b>Zubehörsatz, Feststellbremsbacken</b>							
308 CDI	60	04/00→05/06	➔			<b>03.0137-9255.2 669255</b>	
308 D 2.3	58	02/95→04/00					
308 D 2.3	60	02/95→04/00					
310 D 2.9	75	02/95→04/00					
311 CDI	80	04/00→05/06					
311 CDI 4x4	80	08/02→05/06					
312 D 2.9	90	02/95→04/00					
312 D 2.9 4x4	90	05/97→08/02					
313 CDI	95	04/00→05/06					
313 CDI 4x4	95	08/02→05/06					
314	105	02/95→05/06					
314 4x4	105	08/02→05/06					
314 NGT (903.661)	92	04/00→05/06					
316 CDI	115	04/00→05/06					
316 CDI 4x4	115	08/02→05/06					
 <b>Seilzug, Feststellbremse</b>							
308 CDI	60	04/00→05/06	⬅	⏏; Radstand [mm]: 4.025; Scheibenbremse	1	<b>24.3727-0441.2 580441</b>	L= 2.460
308 D 2.3	58	02/95→04/00					
308 D 2.3	60	02/95→04/00	⬅	⏏; Radstand [mm]: 3.000; für Fahrzeuge ohne Drehsitz; Scheibenbremse	1	<b>24.3727-0442.2 580442</b>	L= 1.435
310 D 2.9	75	02/95→04/00					
311 CDI	80	04/00→05/06					
311 CDI 4x4	80	08/02→05/06					
312 D 2.9	90	02/95→04/00	⬅	⏏; Radstand [mm]: 3.550; für Fahrzeuge ohne Drehsitz; Scheibenbremse	1	<b>24.3727-0443.2 580443</b>	L= 1.990
312 D 2.9 4x4	90	05/97→08/02					
313 CDI	95	04/00→05/06					
313 CDI 4x4	95	08/02→05/06	⬅	⏏; Radstand [mm]: 3.550; für Fahrzeuge mit Drehsitz; Scheibenbremse	1	<b>24.3727-0444.2 580444</b>	L= 1.970
314	105	02/95→05/06					
314 4x4	105	08/02→05/06					
314 NGT (903.661)	92	04/00→05/06					
316 CDI	115	04/00→05/06	⬅	⏏; Radstand [mm]: 3.000; für Fahrzeuge mit Drehsitz; Scheibenbremse	1	<b>24.3727-0445.2 580445</b>	L= 1.415
316 CDI 4x4	115	08/02→05/06					
			➔	⏏; Komponentennummer: 504013/01; Scheibenbremse	2	<b>24.3727-0438.2 580438</b>	L= 1.513
			➔	⏏; Komponentennummer: 504013/04; Scheibenbremse	2	<b>24.3727-0463.2 580463</b>	L= 1.545
<b>MERCEDES-BENZ - SPRINTER 3-t Kasten (906) 06/06→</b>							
 <b>Bremsbackensatz, Feststellbremse</b>							
209 CDI (906.611, 906.613)	65	06/06→12/09	➔			<b>03.0137-4003.2 654003</b>	Ø 180 x 25 + Zub
210 CDI (906.611, 906.613)	70	03/09→					
211 CDI (906.611, 906.613)	80	06/06→12/09					
211 CDI (906.611, 906.613)	84	04/16→					
213 CDI (906.611, 906.613)	95	06/06→					
213 CDI (906.611, 906.613)	95	06/06→12/09					
214 CDI (906.611, 906.613)	105	04/16→					
215 CDI (906.611, 906.613)	110	06/06→12/09					
216 (906.613)	115	09/08→					
216 CDI (906.611, 906.613)	120	03/09→					
218 CDI (906.611, 906.613)	135	06/06→12/09					
219 CDI / BlueTEC (906.611, 906.613)	140	03/09→					
224 (906.613)	190	06/06→					
 <b>Seilzug, Feststellbremse</b>							
209 CDI (906.611, 906.613)	65	06/06→12/09	⬅	⏏; Scheibenbremse	1	<b>24.3727-0472.2 580472</b>	L= 1.468
210 CDI (906.611, 906.613)	70	03/09→	➔	⏏; Scheibenbremse	2	<b>24.3727-0473.2 580473</b>	L= 1.706
211 CDI (906.611, 906.613)	80	06/06→12/09					
211 CDI (906.611, 906.613)	84	04/16→					


	kW			 	! #		
<b>MERCEDES-BENZ - SPRINTER 3-t Kasten (906) 06/06→</b>							
 <b>Seilzug, Feststellbremse</b>							
213 CDI (906.611, 906.613)	95	06/06→	←	↑; Scheibenbremse	1	24.3727-0472.2 580472	L= 1.468
213 CDI (906.611, 906.613)	95	06/06→12/09	→	↓; Scheibenbremse	2	24.3727-0473.2 580473	L= 1.706
214 CDI (906.611, 906.613)	105	04/16→					
215 CDI (906.611, 906.613)	110	06/06→12/09					
216 (906.613)	115	09/08→					
216 CDI (906.611, 906.613)	120	03/09→					
218 CDI (906.611, 906.613)	135	06/06→12/09					
219 CDI / BlueTEC (906.611, 906.613)	140	03/09→					
224 (906.613)	190	06/06→					
<b>MERCEDES-BENZ - SPRINTER 3-t Pritsche/Fahrgestell (903) 01/95→05/06</b>							
 <b>Bremsbackensatz, Feststellbremse</b>							
308 CDI	60	04/00→05/06	→			03.0137-0397.2 650397	Ø 160 x 40
308 D 2.3	58	02/95→04/00				03.0137-4001.2 654001	Ø 160 x 40 + Zub
308 D 2.3	60	11/96→04/00					
310 D 2.9	75	01/97→04/00					
311 CDI	80	04/00→05/06					
311 CDI 4x4	80	08/02→05/06					
312 D 2.9	90	02/95→04/00					
312 D 2.9 (903.411, 903.412, 903.413, 903.421, 903.422...)	85	12/98→09/01					
313 CDI	95	04/00→05/06					
313 CDI 4x4	95	08/02→05/06					
314 (903.011, 903.012, 903.013, 903.022, 903.611...)	105	02/95→05/06					
314 4x4	105	08/02→05/06					
314 NGT (903.611, 903.612)	92	04/00→05/06					
316 CDI	115	04/00→05/06					
316 CDI 4x4	115	08/02→05/06					
<b>Zubehörsatz, Feststellbremsbacken</b>							
308 CDI	60	04/00→05/06	→			03.0137-9255.2 669255	
308 D 2.3	58	02/95→04/00					
308 D 2.3	60	11/96→04/00					
310 D 2.9	75	01/97→04/00					
311 CDI	80	04/00→05/06					
311 CDI 4x4	80	08/02→05/06					
312 D 2.9	90	02/95→04/00					
312 D 2.9 (903.411, 903.412, 903.413, 903.421, 903.422...)	85	12/98→09/01					
313 CDI	95	04/00→05/06					
313 CDI 4x4	95	08/02→05/06					
314 (903.011, 903.012, 903.013, 903.022, 903.611...)	105	02/95→05/06					
314 4x4	105	08/02→05/06					
314 NGT (903.611, 903.612)	92	04/00→05/06					
316 CDI	115	04/00→05/06					
316 CDI 4x4	115	08/02→05/06					
 <b>Seilzug, Feststellbremse</b>							
308 CDI	60	04/00→05/06	←	↑; Radstand [mm]: 4.025; Scheibenbremse	1	24.3727-0441.2 580441	L= 2.460
308 D 2.3	58	02/95→04/00					
308 D 2.3	60	11/96→04/00	←	↑; Radstand [mm]: 3.000; für Fahrzeuge ohne Drehsitz; Scheibenbremse	1	24.3727-0442.2 580442	L= 1.435
310 D 2.9	75	01/97→04/00					
311 CDI	80	04/00→05/06					
311 CDI 4x4	80	08/02→05/06					
312 D 2.9	90	02/95→04/00	←	↑; Radstand [mm]: 3.550; für Fahrzeuge ohne Drehsitz; Scheibenbremse	1	24.3727-0443.2 580443	L= 1.990
312 D 2.9 (903.411, 903.412, 903.413, 903.421, 903.422...)	85	12/98→09/01					
313 CDI	95	04/00→05/06	←	↑; Radstand [mm]: 3.550; für Fahrzeuge mit Drehsitz; Scheibenbremse	1	24.3727-0444.2 580444	L= 1.970
313 CDI 4x4	95	08/02→05/06					
314 (903.011, 903.012, 903.013, 903.022, 903.611...)	105	02/95→05/06	←	↑; Radstand [mm]: 3.000; für Fahrzeuge mit Drehsitz; Scheibenbremse	1	24.3727-0445.2 580445	L= 1.415
314 4x4	105	08/02→05/06					
314 NGT (903.611, 903.612)	92	04/00→05/06	→	↓; Komponentennummer: 504013/01; Scheibenbremse	2	24.3727-0438.2 580438	L= 1.513
316 CDI	115	04/00→05/06					

	kW			 	! #		
<b>MERCEDES-BENZ - SPRINTER 3-t Pritsche/Fahrgestell (903) 01/95→05/06</b>							
 <b>Seilzug, Feststellbremse</b>							
316 CDI 4x4	115	08/02→05/06	➔	⏏; Komponentennummer: 504013/04; Scheibenbremse	2	<b>24.3727-0463.2 580463</b>	L= 1.545
<b>MERCEDES-BENZ - SPRINTER 3-t Pritsche/Fahrgestell (906) 06/06→</b>							
 <b>Bremsbackensatz, Feststellbremse</b>							
209 CDI (906.111, 906.113, 906.211, 906.213)	65	06/06→12/09	➔			<b>03.0137-4003.2 654003</b>	Ø 180 x 25 + Zub
210 CDI (906.111, 906.113, 906.211, 906.213)	70	03/09→05/16					
211 CDI (906.111, 906.113, 906.211, 906.213)	80	06/06→12/09					
211 CDI (906.111, 906.113, 906.211, 906.213)	84	04/16→					
213 CDI (906.111, 906.113, 906.211, 906.213)	95	06/06→12/09					
213 CDI (906.111, 906.113, 906.211, 906.213)	95	03/09→05/16					
214 CDI (906.111, 906.113, 906.211, 906.213)	105	04/16→					
215 CDI (906.111, 906.113, 906.211, 906.213)	110	06/06→12/09					
216 (906.113, 906.213)	115	09/08→05/16					
216 CDI (906.111, 906.113, 906.211, 906.213)	120	03/09→					
218 CDI (906.111, 906.113, 906.211, 906.213)	135	06/06→12/09					
219 CDI / BlueTEC (906.111, 906.113, 906.211, 906.213)	140	03/09→05/16					
224 (906.113, 906.213)	190	06/06→12/13					
 <b>Seilzug, Feststellbremse</b>							
209 CDI (906.111, 906.113, 906.211, 906.213)	65	06/06→12/09	⬅	⏏; Scheibenbremse	1	<b>24.3727-0472.2 580472</b>	L= 1.468
210 CDI (906.111, 906.113, 906.211, 906.213)	70	03/09→05/16	➔	⏏; Scheibenbremse	2	<b>24.3727-0473.2 580473</b>	L= 1.706
211 CDI (906.111, 906.113, 906.211, 906.213)	80	06/06→12/09					
211 CDI (906.111, 906.113, 906.211, 906.213)	84	04/16→					
213 CDI (906.111, 906.113, 906.211, 906.213)	95	06/06→12/09					
213 CDI (906.111, 906.113, 906.211, 906.213)	95	03/09→05/16					
214 CDI (906.111, 906.113, 906.211, 906.213)	105	04/16→					
215 CDI (906.111, 906.113, 906.211, 906.213)	110	06/06→12/09					
216 (906.113, 906.213)	115	09/08→05/16					
216 CDI (906.111, 906.113, 906.211, 906.213)	120	03/09→					
218 CDI (906.111, 906.113, 906.211, 906.213)	135	06/06→12/09					
219 CDI / BlueTEC (906.111, 906.113, 906.211, 906.213)	140	03/09→05/16					
224 (906.113, 906.213)	190	06/06→12/13					

**MERCEDES-BENZ - SPRINTER 4,6-t Kasten (906) 06/06→**


 **Bremsbackensatz, Feststellbremse**

411 CDI (906.653, 906.655, 906.657)	80	06/09→12/09	→				
413 CDI (906.653, 906.655, 906.657)	95	06/06→05/16					
414 CDI	105	05/16→					
415 CDI (906.653, 906.655, 906.657)	110	06/09→12/09					
416 CDI (906.653, 906.655, 906.657)	120	03/09→					
418 CDI (906.653, 906.655, 906.657)	135	06/09→05/16					
419 CDI (906.653, 906.655, 906.657)	140	03/09→					
424 (906.655, 906.657, 906.653)	190	06/06→12/13					


 **Seilzug, Feststellbremse**

411 CDI (906.653, 906.655, 906.657)	80	06/09→12/09	←	↑; Scheibenbremse	1	24.3727-0472.2 580472	L= 1.468
413 CDI (906.653, 906.655, 906.657)	95	06/06→05/16	→	↓; Scheibenbremse	2	24.3727-0473.2 580473	L= 1.706
414 CDI	105	05/16→					
415 CDI (906.653, 906.655, 906.657)	110	06/09→12/09					
416 CDI (906.653, 906.655, 906.657)	120	03/09→					
418 CDI (906.653, 906.655, 906.657)	135	06/09→05/16					
419 CDI (906.653, 906.655, 906.657)	140	03/09→					
424 (906.655, 906.657, 906.653)	190	06/06→12/13					

**MERCEDES-BENZ - SPRINTER 4,6-t Pritsche/Fahrgestell (906) 06/06→**












 **Bremsbackensatz, Feststellbremse**

411 CDI (906.153, 906.155, 906.253, 906.255)	80	06/09→12/09	→				
413 CDI (906.153, 906.155, 906.253, 906.255)	95	06/06→05/16					
414 CDI	105	05/16→					
415 CDI (906.153, 906.155, 906.253, 906.255)	110	06/06→12/09					
416 CDI (906.153, 906.155, 906.253, 906.255)	120	03/09→					
418 CDI (906.153, 906.155, 906.253, 906.255)	135	06/06→12/09					
419 CDI (906.153, 906.155, 906.253, 906.255)	140	03/09→					
424 (906.153, 906.155, 906.253, 906.255)	190	06/06→12/13					

 **Seilzug, Feststellbremse**

411 CDI (906.153, 906.155, 906.253, 906.255)	80	06/09→12/09	←	↑; Scheibenbremse	1	24.3727-0472.2 580472	L= 1.468
413 CDI (906.153, 906.155, 906.253, 906.255)	95	06/06→05/16	→	↓; Scheibenbremse	2	24.3727-0473.2 580473	L= 1.706
414 CDI	105	05/16→					
415 CDI (906.153, 906.155, 906.253, 906.255)	110	06/06→12/09					
416 CDI (906.153, 906.155, 906.253, 906.255)	120	03/09→					
418 CDI (906.153, 906.155, 906.253, 906.255)	135	06/06→12/09					
419 CDI (906.153, 906.155, 906.253, 906.255)	140	03/09→					
424 (906.153, 906.155, 906.253, 906.255)	190	06/06→12/13					



	kW					! #		
<b>MERCEDES-BENZ - SPRINTER 4-t Bus (904) 02/96→05/06</b>								
 <b>Bremsbackensatz, Feststellbremse</b>								
408 CDI	60	04/00→05/06	→				<b>03.0137-4015.2 654015</b>	Ø 170 x 40 + Zub
411 CDI	80	04/00→05/06						
413 CDI	95	04/00→05/06						
414	105	02/96→05/06						
416 CDI	115	04/00→05/06						
<b>Zubehörsatz, Feststellbremsbacken</b>								
408 CDI	60	04/00→05/06	→				<b>03.0137-9256.2 669256</b>	
411 CDI	80	04/00→05/06						
413 CDI	95	04/00→05/06						
414	105	02/96→05/06						
416 CDI	115	04/00→05/06						
 <b>Seilzug, Feststellbremse</b>								
408 CDI	60	04/00→05/06	←	↑; Scheibenbremse	1	<b>24.3727-0181.2 580181</b>		L= 2.440
411 CDI	80	04/00→05/06	←	↑	1	<b>24.3727-0441.2 580441</b>		L= 2.460
413 CDI	95	04/00→05/06	←	↑; Radstand [mm]: 3.550; für Fahrzeuge ohne Drehsitz	1	<b>24.3727-0443.2 580443</b>		L= 1.990
414	105	02/96→05/06	←	↑; Radstand [mm]: 3.550; für Fahrzeuge mit Drehsitz	1	<b>24.3727-0444.2 580444</b>		L= 1.970
416 CDI	115	04/00→05/06	→	□; Scheibenbremse		<b>24.3727-0179.2 580179</b>		L= 1.525
			→	□; Scheibenbremse		<b>24.3727-0180.2 580180</b>		L= 1.526
<b>MERCEDES-BENZ - SPRINTER 4-t Kasten (904) 02/96→05/06</b>								
 <b>Bremsbackensatz, Feststellbremse</b>								
408 CDI	60	04/00→05/06	→				<b>03.0137-4015.2 654015</b>	Ø 170 x 40 + Zub
408 D	58	02/96→05/06						
410 D 4x4	75	05/97→05/06						
411 CDI	80	04/00→05/06						
411 CDI 4x4	80	04/00→05/06						
412 D	85	02/96→05/06						
412 D	90	02/96→05/06						
412 D 4x4	85	05/97→05/06						
412 D 4x4	90	05/97→05/06						
413 CDI	95	04/00→05/06						
413 CDI 4x4	95	04/00→05/06						
414 (904.062, 904.063, 904.662, 904.663)	105	02/96→05/06						
414 4x4 (904.062, 904.063, 904.662, 904.663)	105	05/97→05/06						
416 CDI	115	04/00→05/06						
416 CDI 4x4	115	04/00→05/06						
410 D	75	02/96→05/06	→	09/96→			<b>03.0137-4015.2 654015</b>	Ø 170 x 40 + Zub
<b>Zubehörsatz, Feststellbremsbacken</b>								
408 CDI	60	04/00→05/06	→				<b>03.0137-9256.2 669256</b>	
408 D	58	02/96→05/06						
410 D 4x4	75	05/97→05/06						
411 CDI	80	04/00→05/06						
411 CDI 4x4	80	04/00→05/06						
412 D	85	02/96→05/06						
412 D	90	02/96→05/06						
412 D 4x4	85	05/97→05/06						
412 D 4x4	90	05/97→05/06						
413 CDI	95	04/00→05/06						
413 CDI 4x4	95	04/00→05/06						
414 (904.062, 904.063, 904.662, 904.663)	105	02/96→05/06						
414 4x4 (904.062, 904.063, 904.662, 904.663)	105	05/97→05/06						
416 CDI	115	04/00→05/06						
416 CDI 4x4	115	04/00→05/06						
410 D	75	02/96→05/06	→	09/96→			<b>03.0137-9256.2 669256</b>	
 <b>Seilzug, Feststellbremse</b>								
408 CDI	60	04/00→05/06	←	↑; Scheibenbremse	1	<b>24.3727-0181.2 580181</b>		L= 2.440
408 D	58	02/96→05/06	←	↑	1	<b>24.3727-0441.2 580441</b>		L= 2.460
410 D 4x4	75	05/97→05/06	←	↑; Radstand [mm]: 3.550; für Fahrzeuge ohne Drehsitz	1	<b>24.3727-0443.2 580443</b>		L= 1.990
411 CDI	80	04/00→05/06	←	↑; Radstand [mm]: 3.550; für Fahrzeuge mit Drehsitz	1	<b>24.3727-0444.2 580444</b>		L= 1.970
411 CDI 4x4	80	04/00→05/06	←	↑; Radstand [mm]: 3.550; für Fahrzeuge mit Drehsitz	1	<b>24.3727-0444.2 580444</b>		L= 1.970
412 D	85	02/96→05/06	←	↑; Radstand [mm]: 3.550; für Fahrzeuge mit Drehsitz	1	<b>24.3727-0444.2 580444</b>		L= 1.970
412 D	90	02/96→05/06	←	↑; Radstand [mm]: 3.550; für Fahrzeuge mit Drehsitz	1	<b>24.3727-0444.2 580444</b>		L= 1.970
412 D 4x4	85	05/97→05/06	→	□; Scheibenbremse		<b>24.3727-0179.2 580179</b>		L= 1.525
412 D 4x4	90	05/97→05/06	→	□; Scheibenbremse		<b>24.3727-0179.2 580179</b>		L= 1.525
↓								

	kW				! #		
<b>MERCEDES-BENZ - SPRINTER 4-t Kasten (904) 02/96→05/06</b>							
<b>Seilzug, Feststellbremse</b>							
413 CDI	95	04/00→05/06	➡	<input type="checkbox"/> ; Scheibenbremse		24.3727-0180.2 580180	L= 1.526
413 CDI 4x4	95	04/00→05/06					
414 (904.062, 904.063, 904.662, 904.663)	105	02/96→05/06					
414 4x4 (904.062, 904.063, 904.662, 904.663)	105	05/97→05/06					
416 CDI	115	04/00→05/06					
416 CDI 4x4	115	04/00→05/06					
410 D	75	02/96→05/06	⬅	; 09/96→; Scheibenbremse	1	24.3727-0181.2 580181	L= 2.440
			⬅	; 09/96→	1	24.3727-0441.2 580441	L= 2.460
			⬅	; 09/96→; Radstand [mm]: 3.550; für Fahrzeuge ohne Drehsitz	1	24.3727-0443.2 580443	L= 1.990
			⬅	; 09/96→; Radstand [mm]: 3.550; für Fahrzeuge mit Drehsitz	1	24.3727-0444.2 580444	L= 1.970
			➡	<input type="checkbox"/> ; 09/96→; Scheibenbremse		24.3727-0179.2 580179	L= 1.525
			➡	<input type="checkbox"/> ; 09/96→; Scheibenbremse		24.3727-0180.2 580180	L= 1.526
<b>MERCEDES-BENZ - SPRINTER 4-t Pritsche/Fahrgestell (904) 02/96→05/06</b>							
<b>Bremsbackensatz, Feststellbremse</b>							
408 CDI	60	04/00→05/06	➡			03.0137-4015.2 654015	Ø 170 x 40 + Zub
408 D	58	02/96→05/06					
410 D 4x4	75	05/97→05/06					
411 CDI	80	04/00→05/06					
411 CDI 4x4	80	04/00→05/06					
412 D	85	02/96→05/06					
412 D	90	02/96→05/06					
412 D 4x4	85	05/97→05/06					
412 D 4x4	90	05/97→05/06					
413 CDI	95	04/00→05/06					
413 CDI 4x4	95	04/00→05/06					
414 (904.012, 904.013, 904.612, 904.613)	105	02/96→05/06					
414 4x4 (904.012, 904.013, 904.612, 904.613)	105	05/97→05/06					
416 CDI	115	04/00→05/06					
416 CDI 4x4	115	04/00→05/06					
410 D	75	02/96→05/06	➡	09/96→		03.0137-4015.2 654015	Ø 170 x 40 + Zub
<b>Zubehörsatz, Feststellbremsbacken</b>							
408 CDI	60	04/00→05/06	➡			03.0137-9256.2 669256	
408 D	58	02/96→05/06					
410 D 4x4	75	05/97→05/06					
411 CDI	80	04/00→05/06					
411 CDI 4x4	80	04/00→05/06					
412 D	85	02/96→05/06					
412 D	90	02/96→05/06					
412 D 4x4	85	05/97→05/06					
412 D 4x4	90	05/97→05/06					
413 CDI	95	04/00→05/06					
413 CDI 4x4	95	04/00→05/06					
414 (904.012, 904.013, 904.612, 904.613)	105	02/96→05/06					
414 4x4 (904.012, 904.013, 904.612, 904.613)	105	05/97→05/06					
416 CDI	115	04/00→05/06					
416 CDI 4x4	115	04/00→05/06					
410 D	75	02/96→05/06	➡	09/96→		03.0137-9256.2 669256	
<b>Seilzug, Feststellbremse</b>							
408 CDI	60	04/00→05/06	⬅	; Scheibenbremse	1	24.3727-0181.2 580181	L= 2.440
408 D	58	02/96→05/06					
410 D 4x4	75	05/97→05/06	⬅		1	24.3727-0441.2 580441	L= 2.460
411 CDI	80	04/00→05/06	⬅	; Radstand [mm]: 3.550; für Fahrzeuge ohne Drehsitz	1	24.3727-0443.2 580443	L= 1.990
411 CDI 4x4	80	04/00→05/06					
412 D	85	02/96→05/06	⬅	; Radstand [mm]: 3.550; für Fahrzeuge mit Drehsitz	1	24.3727-0444.2 580444	L= 1.970
412 D	90	02/96→05/06					
412 D 4x4	85	05/97→05/06					
412 D 4x4	90	05/97→05/06					
413 CDI	95	04/00→05/06	➡	<input type="checkbox"/> ; Scheibenbremse		24.3727-0179.2 580179	L= 1.525
413 CDI 4x4	95	04/00→05/06	➡	<input type="checkbox"/> ; Scheibenbremse		24.3727-0180.2 580180	L= 1.526
414 (904.012, 904.013, 904.612, 904.613)	105	02/96→05/06					
↓							

**MERCEDES-BENZ - SPRINTER 4-t Pritsche/Fahrgestell (904) 02/96→05/06**

**Seilzug, Feststellbremse**

414 4x4 (904.012, 904.013, 904.612, 904.613) 416 CDI 416 CDI 4x4	105	05/97→05/06	; Scheibenbremse	1	<b>24.3727-0181.2</b>	<b>580181</b>	L= 2.440
				1	<b>24.3727-0441.2</b>	<b>580441</b>	L= 2.460
	115	04/00→05/06	; Radstand [mm]: 3.550; für Fahrzeuge ohne Drehsitz	1	<b>24.3727-0443.2</b>	<b>580443</b>	L= 1.990
	115	04/00→05/06	; Radstand [mm]: 3.550; für Fahrzeuge mit Drehsitz	1	<b>24.3727-0444.2</b>	<b>580444</b>	L= 1.970
			; Scheibenbremse		<b>24.3727-0179.2</b>	<b>580179</b>	L= 1.525
			; Scheibenbremse		<b>24.3727-0180.2</b>	<b>580180</b>	L= 1.526
410 D	75	02/96→05/06	; 09/96→; Scheibenbremse	1	<b>24.3727-0181.2</b>	<b>580181</b>	L= 2.440
			; 09/96→	1	<b>24.3727-0441.2</b>	<b>580441</b>	L= 2.460
			; 09/96→; Radstand [mm]: 3.550; für Fahrzeuge ohne Drehsitz	1	<b>24.3727-0443.2</b>	<b>580443</b>	L= 1.990
			; 09/96→; Radstand [mm]: 3.550; für Fahrzeuge mit Drehsitz	1	<b>24.3727-0444.2</b>	<b>580444</b>	L= 1.970
			; 09/96→; Scheibenbremse		<b>24.3727-0179.2</b>	<b>580179</b>	L= 1.525
			; 09/96→; Scheibenbremse		<b>24.3727-0180.2</b>	<b>580180</b>	L= 1.526

**MERCEDES-BENZ - SPRINTER 5-t Bus 06/06→**

**Bremsbackensatz, Feststellbremse**

513 CDI (906.653, 906.655, 906.657)	95	06/06→	03/09→	<b>03.0137-4008.2</b>	<b>654008</b>	Ø 172 x 42 - HEB / + Zub
516 CDI 519 CDI / BlueTEC	120 140	03/09→ 03/09→		<b>03.0137-4008.2</b>	<b>654008</b>	Ø 172 x 42 - HEB / + Zub











**Seilzug, Feststellbremse**

513 CDI (906.653, 906.655, 906.657)	95	06/06→	; S 544980→; Scheibenbremse	1	<b>24.3727-0474.2</b>	<b>580474</b>	L= 1.867
			; 03/09→	1	<b>24.3727-0474.2</b>	<b>580474</b>	L= 1.867
			; 03/09→; → S 544979; Scheibenbremse	1	<b>24.3727-0474.2</b>	<b>580474</b>	L= 1.867
			; 03/09→; für Reifenabmessung: 285/65 R 16 C; Scheibenbremse	2	<b>24.3727-0471.2</b>	<b>580471</b>	L= 1.430
			; S 544980→; Scheibenbremse	2	<b>24.3727-0475.2</b>	<b>580475</b>	L= 1.399
516 CDI 519 CDI / BlueTEC	120 140	03/09→ 03/09→		1	<b>24.3727-0474.2</b>	<b>580474</b>	L= 1.867
			; → S 544979; Scheibenbremse	1	<b>24.3727-0474.2</b>	<b>580474</b>	L= 1.867
			; S 544980→; Scheibenbremse	1	<b>24.3727-0474.2</b>	<b>580474</b>	L= 1.867
			; für Reifenabmessung: 285/65 R 16 C; Scheibenbremse	2	<b>24.3727-0471.2</b>	<b>580471</b>	L= 1.430
			; S 544980→; Scheibenbremse	2	<b>24.3727-0475.2</b>	<b>580475</b>	L= 1.399










**MERCEDES-BENZ - SPRINTER 5-t Kasten (906) 06/06→**
















**Bremsbackensatz, Feststellbremse**

509 CDI (906.653, 906.655, 906.657)	65	06/06→12/09		<b>03.0137-4008.2</b>	<b>654008</b>	Ø 172 x 42 - HEB / + Zub
510 CDI (906.653, 906.655, 906.657)	70	03/09→05/16				
511 CDI (906.653, 906.655, 906.657)	80	06/06→12/09				
511 CDI (906.653, 906.655, 906.657)	84	05/16→				
511 CDI 4x4 (906.653, 906.655, 906.657)	80	06/06→12/09				
513 CDI 4x4 (906.653, 906.655, 906.657)	95	06/06→				
514 CDI (906.653, 906.655, 906.657)	105	05/16→				
514 CDI 4x4 (906.653, 906.655, 906.657)	105	05/16→				
515 CDI (906.653, 906.655, 906.657)	110	06/06→12/09				
515 CDI 4x4 (906.653, 906.655, 906.657)	110	06/06→12/09				
516 CDI (906.653, 906.655, 906.657)	120	03/09→				
516 CDI 4x4 (906.653, 906.655, 906.657)	120	06/06→				
518 CDI (906.653, 906.655, 906.657)	135	06/06→12/09				
↓						



























	kW					! #		
<b>MERCEDES-BENZ - SPRINTER 5-t Kasten (906) 06/06→</b>								
 <b>Bremsbackensatz, Feststellbremse</b>								
518 CDI 4x4 (906.653, 906.655, 906.657)	135	06/06→12/09					<b>03.0137-4008.2 654008</b>	Ø 172 x 42 - HEB / + Zub
519 CDI / BlueTEC (906.653, 906.655, 906.657)	140	03/09→						
519 CDI / BlueTEC 4x4 (906.653, 906.655, 906.657)	140	03/09→						
524 (906.653, 906.655, 906.657)	190	06/06→12/13						
513 CDI (906.653, 906.655, 906.657)	95	06/06→		03/09→			<b>03.0137-4008.2 654008</b>	Ø 172 x 42 - HEB / + Zub
 <b>Seilzug, Feststellbremse</b>								
509 CDI (906.653, 906.655, 906.657)	65	06/06→12/09	←	↑		1	<b>24.3727-0474.2 580474</b>	L= 1.867
510 CDI (906.653, 906.655, 906.657)	70	03/09→05/16	←	↑	→ S 544979; Scheibenbremse	1	<b>24.3727-0474.2 580474</b>	L= 1.867
511 CDI (906.653, 906.655, 906.657)	80	06/06→12/09	←	↑	S 544980→; Scheibenbremse	1	<b>24.3727-0474.2 580474</b>	L= 1.867
511 CDI (906.653, 906.655, 906.657)	84	05/16→	→	↓	für Reifenabmessung: 285/65 R 16 C; Scheibenbremse	2	<b>24.3727-0471.2 580471</b>	L= 1.430
511 CDI 4x4 (906.653, 906.655, 906.657)	80	06/06→12/09	→	↓	S 544980→; Scheibenbremse	2	<b>24.3727-0475.2 580475</b>	L= 1.399
513 CDI 4x4 (906.653, 906.655, 906.657)	95	06/06→						
514 CDI (906.653, 906.655, 906.657)	105	05/16→						
514 CDI 4x4 (906.653, 906.655, 906.657)	105	05/16→						
515 CDI (906.653, 906.655, 906.657)	110	06/06→12/09						
515 CDI 4x4 (906.653, 906.655, 906.657)	110	06/06→12/09						
516 CDI (906.653, 906.655, 906.657)	120	03/09→						
516 CDI 4x4 (906.653, 906.655, 906.657)	120	06/06→						
518 CDI (906.653, 906.655, 906.657)	135	06/06→12/09						
518 CDI 4x4 (906.653, 906.655, 906.657)	135	06/06→12/09						
519 CDI / BlueTEC (906.653, 906.655, 906.657)	140	03/09→						
519 CDI / BlueTEC 4x4 (906.653, 906.655, 906.657)	140	03/09→						
524 (906.653, 906.655, 906.657)	190	06/06→12/13						
513 CDI (906.653, 906.655, 906.657)	95	06/06→	←	↑	S 544980→; Scheibenbremse	1	<b>24.3727-0474.2 580474</b>	L= 1.867
			←	↑	03/09→	1	<b>24.3727-0474.2 580474</b>	L= 1.867
			←	↑	03/09→; → S 544979; Scheibenbremse	1	<b>24.3727-0474.2 580474</b>	L= 1.867
			→	↓	03/09→; für Reifenabmessung: 285/65 R 16 C; Scheibenbremse	2	<b>24.3727-0471.2 580471</b>	L= 1.430
			→	↓	S 544980→; Scheibenbremse	2	<b>24.3727-0475.2 580475</b>	L= 1.399
<b>MERCEDES-BENZ - SPRINTER 5-t Pritsche/Fahrgestell (906) 06/06→</b>								
 <b>Bremsbackensatz, Feststellbremse</b>								
509 CDI (906.153, 906.155, 906.253, 906.255)	65	06/06→12/09					<b>03.0137-4008.2 654008</b>	Ø 172 x 42 - HEB / + Zub
510 CDI (906.153, 906.155, 906.253, 906.255)	70	03/09→						
511 CDI (906.153, 906.155, 906.253, 906.255)	80	06/06→12/09						
511 CDI (906.153, 906.155, 906.253, 906.255)	84	05/16→						
511 CDI 4x4 (906.155, 906.253, 906.255)	80	06/06→12/09						
513 CDI 4x4 (906.155, 906.253, 906.255)	95	05/11→05/16						
↓								



	kW			 	! #		
<b>MERCEDES-BENZ - SPRINTER 5-t Pritsche/Fahrgestell (906) 06/06 →</b>							
<b> Bremsbackensatz, Feststellbremse</b>							
514 CDI (906.153, 906.155, 906.253, 906.255)	105	05/16 →				<b>03.0137-4008.2 654008</b>	Ø 172 x 42 - HEB / + Zub
514 CDI 4x4 (906.153, 906.155, 906.253, 906.255)	105	05/16 →					
515 CDI (906.153, 906.155, 906.253, 906.255)	110	06/06 → 12/09					
515 CDI 4x4 (906.153, 906.155, 906.253, 906.255)	110	06/06 → 12/09					
516 (906.153, 906.155, 906.253, 906.255)	115	09/08 →					
516 CDI (906.153, 906.155, 906.253, 906.255)	120	03/09 →					
516 CDI 4x4 (906.153, 906.155, 906.253, 906.255)	120	05/11 →					
516 NGT (906.153, 906.155, 906.253, 906.255)	115	09/08 →					
518 CDI (906.153, 906.155, 906.253, 906.255)	135	06/06 → 12/09					
518 CDI 4x4 (906.153, 906.155, 906.253, 906.255)	135	06/06 → 12/09					
519 CDI / BlueTEC (906.153, 906.155, 906.253, 906.255)	140	03/09 →					
519 CDI / BlueTEC 4x4 (906.153, 906.155, 906.253, 906.255)	140	03/09 →					
524 (906.153, 906.155, 906.253, 906.255)	190	06/06 → 12/13					
513 CDI (906.155, 906.253, 906.255)	95	06/06 → 05/16	03/09 →			<b>03.0137-4008.2 654008</b>	Ø 172 x 42 - HEB / + Zub
<b> Seilzug, Feststellbremse</b>							
509 CDI (906.153, 906.155, 906.253, 906.255)	65	06/06 → 12/09	←	↑	1	<b>24.3727-0474.2 580474</b>	L= 1.867
510 CDI (906.153, 906.155, 906.253, 906.255)	70	03/09 →	←	↑; → S 544979; Scheibenbremse	1	<b>24.3727-0474.2 580474</b>	L= 1.867
511 CDI (906.153, 906.155, 906.253, 906.255)	80	06/06 → 12/09	←	↑; S 544980 →; Scheibenbremse	1	<b>24.3727-0474.2 580474</b>	L= 1.867
511 CDI (906.153, 906.155, 906.253, 906.255)	80	06/06 → 12/09	→	↓; für Reifenabmessung: 285/65 R 16 C; Scheibenbremse	2	<b>24.3727-0471.2 580471</b>	L= 1.430
511 CDI (906.153, 906.155, 906.253, 906.255)	84	05/16 →	→	↓; S 544980 →; Scheibenbremse	2	<b>24.3727-0475.2 580475</b>	L= 1.399
511 CDI 4x4 (906.153, 906.253, 906.255)	80	06/06 → 12/09					
513 CDI 4x4 (906.153, 906.253, 906.255)	95	05/11 → 05/16					
514 CDI (906.153, 906.155, 906.253, 906.255)	105	05/16 →					
514 CDI 4x4 (906.153, 906.155, 906.253, 906.255)	105	05/16 →					
515 CDI (906.153, 906.155, 906.253, 906.255)	110	06/06 → 12/09					
515 CDI 4x4 (906.153, 906.155, 906.253, 906.255)	110	06/06 → 12/09					
516 (906.153, 906.155, 906.253, 906.255)	115	09/08 →					
516 CDI (906.153, 906.155, 906.253, 906.255)	120	03/09 →					
516 CDI 4x4 (906.153, 906.155, 906.253, 906.255)	120	05/11 →					
516 NGT (906.153, 906.155, 906.253, 906.255)	115	09/08 →					
518 CDI (906.153, 906.155, 906.253, 906.255)	135	06/06 → 12/09					
↓							












	kw					! #		
<b>MERCEDES-BENZ - SPRINTER 5-t Pritsche/Fahrgestell (906) 06/06→</b>								
 <b>Seilzug, Feststellbremse</b>								
518 CDI 4x4 (906.153, 906.155, 906.253, 906.255)	135	06/06→12/09	←	↑		1	24.3727-0474.2 580474	L= 1.867
			←	↑; → S 544979; Scheibenbremse		1	24.3727-0474.2 580474	L= 1.867
519 CDI / BlueTEC (906.153, 906.155, 906.253, 906.255)	140	03/09→	←	↑; S 544980→; Scheibenbremse		1	24.3727-0474.2 580474	L= 1.867
519 CDI / BlueTEC 4x4 (906.153, 906.155, 906.253, 906.255)	140	03/09→	→	↓; für Reifenabmessung: 285/65 R 16 C; Scheibenbremse		2	24.3727-0471.2 580471	L= 1.430
524 (906.153, 906.155, 906.253, 906.255)	190	06/06→12/13	→	↓; S 544980→; Scheibenbremse		2	24.3727-0475.2 580475	L= 1.399
513 CDI (906.155, 906.253, 906.255)	95	06/06→05/16	←	↑; S 544980→; Scheibenbremse		1	24.3727-0474.2 580474	L= 1.867
			←	↑; 03/09→		1	24.3727-0474.2 580474	L= 1.867
			←	↑; 03/09→; → S 544979; Scheibenbremse		1	24.3727-0474.2 580474	L= 1.867
			→	↓; 03/09→; für Reifenabmessung: 285/65 R 16 C; Scheibenbremse		2	24.3727-0471.2 580471	L= 1.430
			→	↓; S 544980→; Scheibenbremse		2	24.3727-0475.2 580475	L= 1.399
<b>MERCEDES-BENZ - SPRINTER CLASSIC 3,5-t Kasten (909) 09/13→</b>								
 <b>Bremsbackensatz, Feststellbremse</b>								
311 CDI (909.632, 909.633)	80	09/13→	→				03.0137-4003.2 654003	Ø 180 x 25 + Zub
 <b>Seilzug, Feststellbremse</b>								
311 CDI (909.632, 909.633)	80	09/13→	←	↑; Scheibenbremse		1	24.3727-0472.2 580472	L= 1.468
			→	↓; Scheibenbremse		2	24.3727-0473.2 580473	L= 1.706
<b>MERCEDES-BENZ - SPRINTER CLASSIC 4,6-t Bus (909) 09/13→</b>								
 <b>Bremsbackensatz, Feststellbremse</b>								
411 CDI (909.843)	80	09/13→	→				03.0137-4003.2 654003	Ø 180 x 25 + Zub
 <b>Seilzug, Feststellbremse</b>								
411 CDI (909.843)	80	09/13→	←	↑; Scheibenbremse		1	24.3727-0472.2 580472	L= 1.468
			→	↓; Scheibenbremse		2	24.3727-0473.2 580473	L= 1.706
<b>MERCEDES-BENZ - T1/TN Kasten/Kombi 07/81→06/95</b>								
 <b>Radbremsszylinder</b>								
408 D (611.367, 611.368)	58	11/88→06/95	→				24.3222-1732.3 020537	Ø 22,2 GG
408 D (611.367, 611.368)	60	11/88→06/95						
410 (611.067, 611.068)	70	08/82→06/95						
410 (611.067, 611.068)	77	08/82→06/95						
410 D (611.467, 611.468)	70	11/88→06/95						
410 D (611.467, 611.468)	72	11/88→06/95						
<b>MERCEDES-BENZ - T1/TN Pritsche/Fahrgestell 07/81→06/95</b>								
 <b>Radbremsszylinder</b>								
408 D (611.317, 611.318)	58	11/88→06/95	→				24.3222-1732.3 020537	Ø 22,2 GG
408 D (611.317, 611.318)	60	11/88→06/95						
410 (611.017, 611.018)	70	08/82→06/95						
410 (611.017, 611.018)	77	08/82→06/95						
410 D (611.417, 611.418)	70	11/88→06/95						
410 D (611.417, 611.418)	72	11/88→06/95						
<b>MERCEDES-BENZ - T1 Bus (601) 05/77→02/96</b>								
 <b>Radbremsszylinder</b>								
208 D 2.3	60	10/88→02/96	→				24.3215-0902.3 020153	Ø 15,87 GG
208 D 2.3 (601.371, 601.372, 601.376, 601.377)	58	10/88→02/96						
210 D 2.3	77	05/89→02/96						
210 D 2.8	70	11/88→02/96						
↓								


























	kw			 	! #		
<b>MERCEDES-BENZ - T1 Bus (601) 05/77→02/96</b>							
 <b>Radbremsszylinder</b>							
210 D 2.8	72	11/88→02/96	→			<b>24.3215-0902.3 020153</b>	Ø 15,87 GG
 <b>Bremstrommel</b>							
208 D 2.3	60	10/88→02/96	→			<b>24.0223-0009.1 480039</b>	Ø 230,0 x 43 / 231
208 D 2.3 (601.371, 601.372, 601.376, 601.377)	58	10/88→02/96	→				
210 2.3	77	05/89→02/96					
210 D 2.8	70	11/88→02/96					
210 D 2.8	72	11/88→02/96					
 <b>Seilzug, Feststellbremse</b>							
208 D 2.3	60	10/88→02/96	→	 ; Trommelbremse	2	<b>24.3727-0420.2 580420</b>	L= 1.798
208 D 2.3 (601.371, 601.372, 601.376, 601.377)	58	10/88→02/96	→	 ; Trommelbremse		<b>24.3727-0459.2 580459</b>	L= 1.845
210 2.3	77	05/89→02/96	→	 ; Trommelbremse		<b>24.3727-0460.2 580460</b>	L= 1.845
210 D 2.8	70	11/88→02/96					
210 D 2.8	72	11/88→02/96					
<b>MERCEDES-BENZ - T1 Bus (602) 04/77→02/96</b>							
 <b>Radbremsszylinder</b>							
308 D 2.3	58	05/90→02/96	→			<b>24.3215-0902.3 020153</b>	Ø 15,87 GG
308 D 2.3	60	06/89→02/96					
310 D 2.9	70	06/89→02/96					
310 D 2.9	72	06/90→02/96					
 <b>Bremstrommel</b>							
308 D 2.3	58	05/90→02/96	→			<b>24.0226-0001.1 480050</b>	Ø 260,0 x 64 / 261,5
308 D 2.3	60	06/89→02/96					
310 D 2.9	70	06/89→02/96					
310 D 2.9	72	06/90→02/96					
 <b>Seilzug, Feststellbremse</b>							
308 D 2.3	58	05/90→02/96	→	 ; Trommelbremse	2	<b>24.3727-0420.2 580420</b>	L= 1.798
308 D 2.3	60	06/89→02/96	→	 ; Trommelbremse		<b>24.3727-0459.2 580459</b>	L= 1.845
310 D 2.9	70	06/89→02/96	→	 ; Trommelbremse		<b>24.3727-0460.2 580460</b>	L= 1.845
310 D 2.9	72	06/90→02/96					
<b>MERCEDES-BENZ - T1 Kasten (601, 611) 05/77→02/96</b>							
 <b>Radbremsszylinder</b>							
208 D 2.3	58	11/88→02/96	→			<b>24.3215-0902.3 020153</b>	Ø 15,87 GG
208 D 2.3	60	10/88→02/96					
210 2.3	70	07/82→02/96					
210 2.3	77	05/89→02/96					
210 D 2.8	70	10/88→02/96					
210 D 2.8	72	10/88→02/96					
 <b>Bremstrommel</b>							
208 D 2.3	58	11/88→02/96	→			<b>24.0223-0009.1 480039</b>	Ø 230,0 x 43 / 231
208 D 2.3	60	10/88→02/96					
210 2.3	70	07/82→02/96					
210 2.3	77	05/89→02/96					
210 D 2.8	70	10/88→02/96					
210 D 2.8	72	10/88→02/96					
 <b>Seilzug, Feststellbremse</b>							
208 D 2.3	58	11/88→02/96	→	 ; Trommelbremse	2	<b>24.3727-0420.2 580420</b>	L= 1.798
208 D 2.3	60	10/88→02/96	→	 ; Trommelbremse		<b>24.3727-0459.2 580459</b>	L= 1.845
210 2.3	70	07/82→02/96	→	 ; Trommelbremse		<b>24.3727-0460.2 580460</b>	L= 1.845
210 2.3	77	05/89→02/96					
210 D 2.8	70	10/88→02/96					
210 D 2.8	72	10/88→02/96					
<b>MERCEDES-BENZ - T1 Kasten (602) 10/82→02/96</b>							
 <b>Radbremsszylinder</b>							
308 D 2.3	58	11/88→02/96	→			<b>24.3215-0902.3 020153</b>	Ø 15,87 GG
308 D 2.3	60	06/89→02/96					
310 2.3	70	06/89→02/96					
310 2.3	77	01/89→12/95					
310 D 2.9	70	06/89→02/96					
310 D 2.9	72	06/89→02/96					
↓							













	kW				! #		
<b>MERCEDES-BENZ - T1 Kasten (602) 10/82→02/96</b>							
<b>Bremstrommel</b>							
308 D 2.3	58	11/88→02/96	➔			24.0226-0001.1 480050	Ø 260,0 x 64 / 261,5
308 D 2.3	60	06/89→02/96					
310 2.3	70	06/89→02/96					
310 2.3	77	01/89→12/95					
310 D 2.9	70	06/89→02/96					
310 D 2.9	72	06/89→02/96					
<b>Seilzug, Feststellbremse</b>							
308 D 2.3	58	11/88→02/96	➔	☒; Trommelbremse	2	24.3727-0420.2 580420	L= 1.798
308 D 2.3	60	06/89→02/96					
310 2.3	70	06/89→02/96	➔	☐; Trommelbremse		24.3727-0459.2 580459	L= 1.845
310 2.3	77	01/89→12/95					
310 D 2.9	70	06/89→02/96	➔	☑; Trommelbremse		24.3727-0460.2 580460	L= 1.845
310 D 2.9	72	06/89→02/96					
<b>MERCEDES-BENZ - T1 Pritsche/Fahrgestell (601) 01/77→02/96</b>							
<b>Radbremszylinder</b>							
208 D 2.3	58	11/88→02/96	➔			24.3215-0902.3 020153	Ø 15,87 GG
208 D 2.3	60	06/89→02/96					
210 D 2.8	72	11/88→02/96					
210 D 2.9	70	11/88→02/96					
<b>Bremstrommel</b>							
208 D 2.3	58	11/88→02/96	➔			24.0223-0009.1 480039	Ø 230,0 x 43 / 231
208 D 2.3	60	06/89→02/96					
210 D 2.8	72	11/88→02/96					
210 D 2.9	70	11/88→02/96					
<b>Seilzug, Feststellbremse</b>							
208 D 2.3	58	11/88→02/96	➔	☒; Trommelbremse	2	24.3727-0420.2 580420	L= 1.798
208 D 2.3	60	06/89→02/96					
210 D 2.8	72	11/88→02/96	➔	☐; Trommelbremse		24.3727-0459.2 580459	L= 1.845
210 D 2.9	70	11/88→02/96	➔	☑; Trommelbremse		24.3727-0460.2 580460	L= 1.845
<b>MERCEDES-BENZ - T1 Pritsche/Fahrgestell (602) 01/77→02/96</b>							
<b>Radbremszylinder</b>							
308 D 2.3	58	06/89→02/96	➔			24.3215-0902.3 020153	Ø 15,87 GG
308 D 2.3	60	06/89→02/96					
310 D 2.9	70	06/89→02/96					
310 D 2.9	72	06/89→02/96					
<b>Bremstrommel</b>							
308 D 2.3	58	06/89→02/96	➔			24.0226-0001.1 480050	Ø 260,0 x 64 / 261,5
308 D 2.3	60	06/89→02/96					
310 D 2.9	70	06/89→02/96					
310 D 2.9	72	06/89→02/96					
<b>Seilzug, Feststellbremse</b>							
308 D 2.3	58	06/89→02/96	➔	☒; Trommelbremse	2	24.3727-0420.2 580420	L= 1.798
308 D 2.3	60	06/89→02/96					
310 D 2.9	70	06/89→02/96	➔	☐; Trommelbremse		24.3727-0459.2 580459	L= 1.845
310 D 2.9	72	06/89→02/96	➔	☑; Trommelbremse		24.3727-0460.2 580460	L= 1.845
<b>MERCEDES-BENZ - Vaneo (414) 02/02→07/05</b>							
<b>Bremsbackensatz, Feststellbremse</b>							
1.6 (414.700)	60	02/02→07/05	➔			03.0137-4013.2 654013	Ø 164 x 20 + Zub
1.6 (414.700)	75	02/02→07/05					
1.7 CDI (414.700)	55	02/02→07/05					
1.7 CDI (414.700)	67	02/02→07/05					
1.9 (414.700)	92	02/02→07/05					
<b>Seilzug, Feststellbremse</b>							
1.6 (414.700)	60	02/02→07/05	←	☒; Scheibenbremse	1	24.3727-0450.2 580450	L= 1.463
1.6 (414.700)	75	02/02→07/05					
1.7 CDI (414.700)	55	02/02→07/05	➔	☐; Scheibenbremse		24.3727-0427.2 580427	L= 685
1.7 CDI (414.700)	67	02/02→07/05	➔	☑; Scheibenbremse		24.3727-0428.2 580428	L= 1.038
1.9 (414.700)	92	02/02→07/05					
<b>MERCEDES-BENZ - VIANO (W639) 09/03→</b>							
<b>Bremsbackensatz, Feststellbremse</b>							
3,0	140	09/03→	➔	→ 02/14		03.0137-4009.2 654009	Ø 186 x 20 - HEB / + Zub
3,2	160	09/03→					
3,5	190	09/07→					
3,7	170	06/04→					
↓							



























	kW				! #		
<b>MERCEDES-BENZ - VIANO (W639) 09/03→</b>							
 <b>Bremsbackensatz, Feststellbremse</b>							
CDI 2.0	80	09/03→	➔	→ 02/14		<b>03.0137-4009.2 654009</b>	Ø 186 x 20 - HEB / + Zub
CDI 2.0	85	08/05→					
CDI 2.0	100	07/10→					
CDI 2.0 4-matic	100	07/10→					
CDI 2.2	110	09/03→					
CDI 2.2	120	07/10→					
CDI 2.2 4-matic	120	07/10→					
CDI 3.0	150	03/06→					
CDI 3.0	165	07/10→					
CDI 2.0 4-matic	80	07/05→	➔	07/10→ 02/14		<b>03.0137-4009.2 654009</b>	Ø 186 x 20 - HEB / + Zub
CDI 2.2 4-matic	110	07/05→					
 <b>Seilzug, Feststellbremse</b>							
3,0	140	09/03→	➔	☐; → 02/14; Scheibenbremse		<b>24.3727-0453.2 580453</b>	L= 1.285
3.2	160	09/03→					
3.5	190	09/07→	➔	☐; → 02/14; Scheibenbremse		<b>24.3727-0454.2 580454</b>	L= 1.152
3.7	170	06/04→					
CDI 2.0	80	09/03→					
CDI 2.0	85	08/05→					
CDI 2.0	100	07/10→					
CDI 2.0 4-matic	100	07/10→					
CDI 2.2	110	09/03→					
CDI 2.2	120	07/10→					
CDI 2.2 4-matic	120	07/10→					
CDI 3.0	150	03/06→					
CDI 3.0	165	07/10→					
CDI 2.0 4-matic	80	07/05→	➔	☐; 07/10→ 02/14; Scheibenbremse		<b>24.3727-0453.2 580453</b>	L= 1.285
CDI 2.2 4-matic	110	07/05→	➔	☐; 07/10→ 02/14; Scheibenbremse		<b>24.3727-0454.2 580454</b>	L= 1.152
<b>MERCEDES-BENZ - VITO / MIXTO Kasten (W639) 09/03→</b>							
 <b>Bremsbackensatz, Feststellbremse</b>							
109 CDI	65	09/03→	➔	→ 02/14		<b>03.0137-4009.2 654009</b>	Ø 186 x 20 - HEB / + Zub
109 CDI	70	08/06→					
110 CDI	70	09/10→					
111 CDI	80	09/03→					
111 CDI	85	09/07→					
111 CDI 4x4	80	09/07→					
113 CDI	100	09/10→					
113 CDI 4x4	100	09/10→					
115 CDI	110	09/03→					
116 CDI	120	09/10→					
116 CDI 4x4	120	09/10→					
119	140	09/03→					
122	160	09/03→					
122 CDI	165	09/10→					
126	190	09/07→					
E-CELL	60	03/12→					
115 CDI 4x4	110	07/06→	➔	09/07→ 02/14		<b>03.0137-4009.2 654009</b>	Ø 186 x 20 - HEB / + Zub
120 CDI	150	07/06→					
123	165	06/04→07/08	➔			<b>03.0137-4009.2 654009</b>	Ø 186 x 20 - HEB / + Zub
123 (639.603)	170	06/04→07/08					
 <b>Seilzug, Feststellbremse</b>							
109 CDI	65	09/03→	➔	☐; → 02/14; Scheibenbremse		<b>24.3727-0453.2 580453</b>	L= 1.285
109 CDI	70	08/06→					
110 CDI	70	09/10→	➔	☐; → 02/14; Scheibenbremse		<b>24.3727-0454.2 580454</b>	L= 1.152
111 CDI	80	09/03→					
111 CDI	85	09/07→					
111 CDI 4x4	80	09/07→					
113 CDI	100	09/10→					
113 CDI 4x4	100	09/10→					
115 CDI	110	09/03→					
116 CDI	120	09/10→					
116 CDI 4x4	120	09/10→					
119	140	09/03→					
122	160	09/03→					
122 CDI	165	09/10→					
126	190	09/07→					
115 CDI 4x4	110	07/06→	➔	☐; 09/07→ 02/14; Scheibenbremse		<b>24.3727-0453.2 580453</b>	L= 1.285
120 CDI	150	07/06→	➔	☐; 09/07→ 02/14; Scheibenbremse		<b>24.3727-0454.2 580454</b>	L= 1.152
123	165	06/04→07/08	➔	☐; Scheibenbremse		<b>24.3727-0453.2 580453</b>	L= 1.285
123 (639.603)	170	06/04→07/08	➔	☐; Scheibenbremse		<b>24.3727-0454.2 580454</b>	L= 1.152
<b>MERCEDES-BENZ - VITO Bus (638) 02/96→07/03</b>							
 <b>Bremsbackensatz, Feststellbremse</b>							
108 CDI 2.2 (638.194)	60	03/99→07/03				<b>03.0137-4011.2 654011</b>	Ø 178 x 20 + Zub

	kW					! #		
<b>MERCEDES-BENZ - VITO Bus (638) 02/96→07/03</b>								
 <b>Bremsbackensatz, Feststellbremse</b>								
110 CDI 2.2 (638.194)	75	03/99→07/03					<b>03.0137-4011.2 654011</b>	Ø 178 x 20 + Zub
112 CDI 2.2 (638.194)	90	03/99→07/03						
114 2.3 (638.134, 638.194)	105	12/96→07/03						
108 D 2.3 (638.164)	58	02/96→07/03		03/96→			<b>03.0137-4011.2 654011</b>	Ø 178 x 20 + Zub
110 TD 2.3 (638.174)	72	02/96→07/03						
113 2.0 (638.114, 638.194)	95	02/96→07/03						
<b>Zubehörsatz, Feststellbremsbacken</b>								
108 CDI 2.2 (638.194)	60	03/99→07/03	➡				<b>03.0137-9248.2 669248</b>	
110 CDI 2.2 (638.194)	75	03/99→07/03						
112 CDI 2.2 (638.194)	90	03/99→07/03						
114 2.3 (638.134, 638.194)	105	12/96→07/03						
108 D 2.3 (638.164)	58	02/96→07/03	➡	03/96→			<b>03.0137-9248.2 669248</b>	
110 TD 2.3 (638.174)	72	02/96→07/03						
113 2.0 (638.114, 638.194)	95	02/96→07/03						
 <b>Seilzug, Feststellbremse</b>								
108 CDI 2.2 (638.194)	60	03/99→07/03	➡	⬇; Scheibenbremse	2	<b>24.3727-0435.2 580435</b>		L= 1.167
110 CDI 2.2 (638.194)	75	03/99→07/03						
112 CDI 2.2 (638.194)	90	03/99→07/03						
114 2.3 (638.134, 638.194)	105	12/96→07/03						
108 D 2.3 (638.164)	58	02/96→07/03	➡	⬇; 03/96→; Scheibenbremse	2	<b>24.3727-0435.2 580435</b>		L= 1.167
110 TD 2.3 (638.174)	72	02/96→07/03						
113 2.0 (638.114, 638.194)	95	02/96→07/03						
<b>MERCEDES-BENZ - VITO Bus (W639) 09/03→</b>								
 <b>Bremsbackensatz, Feststellbremse</b>								
109 CDI	65	09/03→	➡	→ 02/14			<b>03.0137-4009.2 654009</b>	Ø 186 x 20 - HEB / + Zub
109 CDI	70	09/06→						
109 CDI 4x4	70	09/07→						
110 CDI	70	09/10→						
111 CDI	80	09/03→						
111 CDI (639.701)	85	09/07→						
111 CDI 4x4	80	09/07→						
113 CDI	100	09/10→						
113 CDI 4x4	100	09/10→						
115 CDI	110	09/03→						
115 CDI 4x4	110	09/07→						
116 CDI	120	09/10→						
116 CDI 4x4	120	09/10→						
119	140	09/03→						
122	160	09/03→						
122 CDI	165	09/10→						
123	170	06/04→						
126	190	09/07→						
E-CELL	60	03/12→						
120 CDI	150	07/06→	➡	09/07→ 02/14			<b>03.0137-4009.2 654009</b>	Ø 186 x 20 - HEB / + Zub
123	165	06/04→07/08	➡				<b>03.0137-4009.2 654009</b>	Ø 186 x 20 - HEB / + Zub
 <b>Seilzug, Feststellbremse</b>								
109 CDI	65	09/03→	➡	☐; → 02/14; Scheibenbremse		<b>24.3727-0453.2 580453</b>		L= 1.285
109 CDI	70	09/06→						
109 CDI 4x4	70	09/07→	➡	☐; → 02/14; Scheibenbremse		<b>24.3727-0454.2 580454</b>		L= 1.152
110 CDI	70	09/10→						
111 CDI	80	09/03→						
111 CDI (639.701)	85	09/07→						
111 CDI 4x4	80	09/07→						
113 CDI	100	09/10→						
113 CDI 4x4	100	09/10→						
115 CDI	110	09/03→						
115 CDI 4x4	110	09/07→						
116 CDI	120	09/10→						
116 CDI 4x4	120	09/10→						
119	140	09/03→						
122	160	09/03→						
122 CDI	165	09/10→						
123	170	06/04→						
126	190	09/07→						
120 CDI	150	07/06→	➡	☐; 09/07→ 02/14; Scheibenbremse		<b>24.3727-0453.2 580453</b>		L= 1.285
			➡	☐; 09/07→ 02/14; Scheibenbremse		<b>24.3727-0454.2 580454</b>		L= 1.152
123	165	06/04→07/08	➡	☐; Scheibenbremse		<b>24.3727-0453.2 580453</b>		L= 1.285
			➡	☐; Scheibenbremse		<b>24.3727-0454.2 580454</b>		L= 1.152













	kW			 	! #		
<b>MERCEDES-BENZ - VITO Kasten (638) 03/97→07/03</b>							
 <b>Bremsbackensatz, Feststellbremse</b>							
108 CDI 2.2 (638.094)	60	03/99→07/03				<b>03.0137-4011.2 654011</b>	Ø 178 x 20 + Zub
108 D 2.3 (638.064)	58	03/97→07/03					
110 CDI 2.2 (638.094)	75	03/99→07/03					
110 D 2.3 (638.074)	72	03/97→07/03					
112 CDI 2.2 (638.094)	90	03/99→07/03					
113 2.0 (638.014, 638.094)	95	03/97→07/03					
114 2.3 (638.034, 638.094)	105	03/97→07/03					
<b>Zubehörsatz, Feststellbremsbacken</b>							
108 CDI 2.2 (638.094)	60	03/99→07/03	➔			<b>03.0137-9248.2 669248</b>	
108 D 2.3 (638.064)	58	03/97→07/03					
110 CDI 2.2 (638.094)	75	03/99→07/03					
110 D 2.3 (638.074)	72	03/97→07/03					
112 CDI 2.2 (638.094)	90	03/99→07/03					
113 2.0 (638.014, 638.094)	95	03/97→07/03					
114 2.3 (638.034, 638.094)	105	03/97→07/03					
 <b>Seilzug, Feststellbremse</b>							
108 CDI 2.2 (638.094)	60	03/99→07/03	➔	⬇; Scheibenbremse	2	<b>24.3727-0435.2 580435</b>	L= 1.167
108 D 2.3 (638.064)	58	03/97→07/03					
110 CDI 2.2 (638.094)	75	03/99→07/03					
110 D 2.3 (638.074)	72	03/97→07/03					
112 CDI 2.2 (638.094)	90	03/99→07/03					
113 2.0 (638.014, 638.094)	95	03/97→07/03					
114 2.3 (638.034, 638.094)	105	03/97→07/03					
<b>MERCEDES-BENZ - VITO Kasten (W447) 10/14→</b>							
 <b>Bremsbackensatz, Feststellbremse</b>							
109 CDI (447.601, 447.603, 447.605)	65	10/14→				<b>03.0137-4009.2 654009</b>	Ø 186 x 20 - HEB / + Zub
111 CDI (447.601, 447.603, 447.605)	84	10/14→					
114 CDI (447.601, 447.603, 447.605)	100	10/14→					
114 CDI 4x4 (447.601, 447.603, 447.605)	100	07/15→					
116 CDI (447.601, 447.603, 447.605)	120	10/14→					
116 CDI 4x4 (447.601, 447.603, 447.605)	120	07/15→					
119 CDI / BlueTEC (447.601, 447.603, 447.605)	140	10/14→					
119 CDI / BlueTEC 4x4 (447.601, 447.603, 447.605)	140	07/15→					
<b>MERCEDES-BENZ - VITO Mixto (W447) 10/14→</b>							
 <b>Bremsbackensatz, Feststellbremse</b>							
109 CDI (447.701, 447.703, 447.705)	65	10/14→				<b>03.0137-4009.2 654009</b>	Ø 186 x 20 - HEB / + Zub
111 CDI (447.701, 447.703, 447.705)	84	10/14→					
114 CDI (447.701, 447.703, 447.705)	100	10/14→					
114 CDI 4x4 (447.701, 447.703, 447.705)	100	07/15→					
116 CDI (447.701, 447.703, 447.705)	120	10/14→					
116 CDI 4x4 (447.701, 447.703, 447.705)	120	07/15→					
119 BlueTEC (447.701, 447.703, 447.705)	140	10/14→					
119 BlueTEC 4x4 (447.701, 447.703, 447.705)	140	12/14→					
<b>MERCEDES-BENZ - VITO Tourer (W447) 10/14→</b>							
 <b>Bremsbackensatz, Feststellbremse</b>							
109 CDI / 109 BlueTEC (447.701, 447.703, 447.705)	65	10/14→				<b>03.0137-4009.2 654009</b>	Ø 186 x 20 - HEB / + Zub
↓							















	kw			 	! #		
<b>MERCEDES-BENZ - VITO Tourer (W447) 10/14→</b>							
 <b>Bremsbackensatz, Feststellbremse</b>							
111 CDI / 111 BlueTEC (447.701, 447.703, 447.705)	84	10/14→				<b>03.0137-4009.2 654009</b>	Ø 186 x 20 - HEB / + Zub
114 CDI / 114 BlueTEC (447.701, 447.703, 447.705)	100	10/14→					
114 CDI / 114 BlueTEC 4x4 (447.701, 447.703, 447.705)	100	07/15→					
116 CDI / 116 BlueTEC (447.701, 447.703, 447.705)	120	10/14→					
116 CDI / 116 BlueTEC 4x4 (447.701, 447.703, 447.705)	120	07/15→					
119 BlueTEC (447.701, 447.703, 447.705)	140	10/14→					
119 CDI / 119 BlueTEC 4x4 (447.701, 447.703, 447.705)	140	12/14→					
<b>MERCEDES-BENZ - V-KLASSE (638/2) 02/96→07/03</b>							
 <b>Bremsbackensatz, Feststellbremse</b>							
V 200 (638.214, 638.294)	95	02/97→07/03				<b>03.0137-4011.2 654011</b>	Ø 178 x 20 + Zub
V 200 CDI (638.294)	75	03/99→07/03					
V 220 CDI (638.294)	90	03/99→07/03					
V 230 (638.234, 638.294)	105	10/96→07/03					
V 230 TD (638.274)	72	09/96→07/03					
V 280 (638.244, 638.294)	128	08/97→07/03		09/97→		<b>03.0137-4011.2 654011</b>	Ø 178 x 20 + Zub
<b>Zubehörsatz, Feststellbremsbacken</b>							
V 200 (638.214, 638.294)	95	02/97→07/03	➔			<b>03.0137-9248.2 669248</b>	
V 200 CDI (638.294)	75	03/99→07/03					
V 220 CDI (638.294)	90	03/99→07/03					
V 230 (638.234, 638.294)	105	10/96→07/03					
V 230 TD (638.274)	72	09/96→07/03					
V 280 (638.244, 638.294)	128	08/97→07/03	➔	09/97→		<b>03.0137-9248.2 669248</b>	
 <b>Seilzug, Feststellbremse</b>							
V 200 (638.214, 638.294)	95	02/97→07/03	➔	⬇; Scheibenbremse	2	<b>24.3727-0435.2 580435</b>	L= 1.167
V 200 CDI (638.294)	75	03/99→07/03					
V 220 CDI (638.294)	90	03/99→07/03					
V 230 (638.234, 638.294)	105	10/96→07/03					
V 230 TD (638.274)	72	09/96→07/03					
V 280 (638.244, 638.294)	128	08/97→07/03	➔	⬇; 09/97→; Scheibenbremse	2	<b>24.3727-0435.2 580435</b>	L= 1.167
<b>MERCEDES-BENZ - V-KLASSE (W447) 03/14→</b>							
 <b>Bremsbackensatz, Feststellbremse</b>							
V 200 CDI / d (447.811, 447.813, 447.815)	100	03/14→				<b>03.0137-4009.2 654009</b>	Ø 186 x 20 - HEB / + Zub
V 200 CDI / d 4-matic	100	04/15→					
V 220 CDI / d (447.811, 447.813, 447.815)	120	03/14→					
V 220 CDI / d 4-matic	120	04/15→					
V 250 BlueTEC / d (447.811, 447.813, 447.815)	140	03/14→					
V 250 BlueTEC / d 4- matic	140	12/14→					
<b>MG - MG ZT 06/01→07/05</b>							
 <b>Bremsbackensatz, Feststellbremse</b>							
1.8 T 16V	118	01/03→07/05	➔			<b>03.0137-0408.2 650408</b>	Ø 160 x 20
160	118	06/01→07/05					
180	130	01/03→07/05					
190	140	06/01→07/05					
2.0 CDTi	85	06/02→09/03					
2.0 CDTi	96	11/02→07/05					
↓							

	kw			 	! #		
<b>MG - MG ZT 06/01→07/05</b>							
<b>Reparaturatz, Automatische Nachstellung</b>							
1.8 T 16V	118	01/03→07/05				03.0137-9701.2 669701	
160	118	06/01→07/05				03.0137-9702.2 669702	
180	130	01/03→07/05					
190	140	06/01→07/05					
2.0 CDTi	85	06/02→09/03					
2.0 CDTi	96	11/02→07/05					
<b>MG - MG ZT- T 10/01→07/05</b>							
<b> Bremsbackensatz, Feststellbremse</b>							
1.8 T 16V	118	01/03→07/05	➔			03.0137-0408.2 650408	Ø 160 x 20
160	118	10/01→07/05					
180	130	01/03→07/05					
190	140	10/01→07/05					
2.0 CDTi	96	11/02→07/05					
2.0 CDTi	85	06/02→07/05	➔	→ 09/03		03.0137-0408.2 650408	Ø 160 x 20
<b>Reparaturatz, Automatische Nachstellung</b>							
1.8 T 16V	118	01/03→07/05				03.0137-9701.2 669701	
160	118	10/01→07/05				03.0137-9702.2 669702	
180	130	01/03→07/05					
190	140	10/01→07/05					
2.0 CDTi	96	11/02→07/05					
2.0 CDTi	85	06/02→07/05		→ 09/03		03.0137-9701.2 669701	
						03.0137-9702.2 669702	
<b>MINI - MINI (R50, R53) 06/01→09/06</b>							
<b> Seilzug, Feststellbremse</b>							
Cooper	85	06/01→09/06	➔	<input type="checkbox"/> ; Scheibenbremse		24.3727-0244.2 580244	L= 1.435
Cooper S	125	07/04→09/06					
One	55	04/03→09/06	➔	<input type="checkbox"/>		24.3727-0245.2 580245	L= 1.433
One	66	06/01→09/06					
One D	55	06/03→09/06					
One D	65	06/03→09/06					
S Works	149	11/03→06/05					
Works	155	11/03→09/06					
Cooper S	120	03/02→09/06	➔	<input type="checkbox"/> ; 07/02→; Scheibenbremse		24.3727-0244.2 580244	L= 1.435
			➔	<input type="checkbox"/> ; 07/02→		24.3727-0245.2 580245	L= 1.433
<b>MINI - MINI (R56) 11/05→11/13</b>							
<b> Seilzug, Feststellbremse</b>							
Cooper	85	03/10→11/13	➔	<input type="checkbox"/> ; Scheibenbremse		24.3727-0241.2 580241	L= 1.393
Cooper D	82	06/10→11/13					
Cooper D	82	02/11→11/13	➔	<input type="checkbox"/> ; Scheibenbremse		24.3727-0242.2 580242	L= 1.402
Cooper S	120	03/10→11/13					
Cooper S	135	03/10→11/13					
Cooper S	147	01/12→11/13					
Cooper SD	100	02/11→11/13					
Cooper SD	105	02/11→11/13					
John Cooper Works GP	160	09/12→11/13					
One	55	03/09→03/10					
One	55	03/10→11/13					
One	72	03/10→11/13					
One D	66	07/10→11/13					
Cooper	88	10/06→02/12	➔	<input type="checkbox"/> ; 11/06→; Scheibenbremse		24.3727-0241.2 580241	L= 1.393
Cooper S	128	10/06→01/11	➔	<input type="checkbox"/> ; 11/06→; Scheibenbremse		24.3727-0242.2 580242	L= 1.402
Cooper	90	09/09→11/13	➔	<input type="checkbox"/> ; 03/10→; Scheibenbremse		24.3727-0241.2 580241	L= 1.393
One D	66	06/09→07/10	➔	<input type="checkbox"/> ; 03/10→; Scheibenbremse		24.3727-0242.2 580242	L= 1.402
Cooper D	80	11/06→09/10	➔	<input type="checkbox"/> ; 04/07→; Scheibenbremse		24.3727-0241.2 580241	L= 1.393
One	70	11/06→03/10	➔	<input type="checkbox"/> ; 04/07→; Scheibenbremse		24.3727-0242.2 580242	L= 1.402
John Cooper Works	141	11/06→12/11	➔	<input type="checkbox"/> ; 03/08→; Scheibenbremse		24.3727-0241.2 580241	L= 1.393
John Cooper Works	155	11/07→11/13	➔	<input type="checkbox"/> ; 03/08→; Scheibenbremse		24.3727-0242.2 580242	L= 1.402
<b>MINI - MINI Cabriolet (R52) 07/04→11/07</b>							
<b> Seilzug, Feststellbremse</b>							
Cooper	85	07/04→11/07	➔	<input type="checkbox"/> ; Scheibenbremse		24.3727-0244.2 580244	L= 1.435
Cooper S	120	07/04→11/07					
Cooper S	125	07/04→11/07	➔	<input type="checkbox"/>		24.3727-0245.2 580245	L= 1.433
John Cooper Works	155	07/04→11/07					
One	66	07/04→11/07					















	kW			 	! #		
<b>MINI - MINI Cabriolet (R57) 10/07→06/15</b>							
 <b>Seilzug, Feststellbremse</b>							
Cooper Cooper S	85 128	10/07→06/10 11/07→07/10	➡	<input type="checkbox"/> ; 01/09→; Scheibenbremse	24.3727-0241.2	580241	L= 1.393
			➡	<input type="checkbox"/> ; 01/09→; Scheibenbremse	24.3727-0242.2	580242	L= 1.402
Cooper Cooper S	88 120	10/07→06/15 10/07→06/15	➡	<input type="checkbox"/> ; 01/09→ 06/14; Scheibenbremse	24.3727-0241.2	580241	L= 1.393
			➡	<input type="checkbox"/> ; 01/09→ 06/14; Scheibenbremse	24.3727-0242.2	580242	L= 1.402
Cooper Cooper S Cooper S One	90 135 147 72	09/09→06/15 06/09→06/15 06/09→06/15 09/09→06/15	➡	<input type="checkbox"/> ; 03/10→ 06/14; Scheibenbremse	24.3727-0241.2	580241	L= 1.393
			➡	<input type="checkbox"/> ; 03/10→ 06/14; Scheibenbremse	24.3727-0242.2	580242	L= 1.402
Cooper D	82	05/09→11/13	➡	<input type="checkbox"/> ; 06/10→; Scheibenbremse	24.3727-0241.2	580241	L= 1.393
			➡	<input type="checkbox"/> ; 06/10→; Scheibenbremse	24.3727-0242.2	580242	L= 1.402
Cooper D	82	02/11→05/15	➡	<input type="checkbox"/> ; → 06/14; Scheibenbremse	24.3727-0241.2	580241	L= 1.393
			➡	<input type="checkbox"/> ; → 06/14; Scheibenbremse	24.3727-0242.2	580242	L= 1.402
Cooper SD	105	06/09→05/15	➡	<input type="checkbox"/> ; 02/11→ 06/14; Scheibenbremse	24.3727-0241.2	580241	L= 1.393
			➡	<input type="checkbox"/> ; 02/11→ 06/14; Scheibenbremse	24.3727-0242.2	580242	L= 1.402
John Cooper Works	155	08/08→05/15	➡	<input type="checkbox"/> ; 03/09→ 06/14; Scheibenbremse	24.3727-0241.2	580241	L= 1.393
			➡	<input type="checkbox"/> ; 03/09→ 06/14; Scheibenbremse	24.3727-0242.2	580242	L= 1.402
<b>MINI - MINI CLUBMAN (R55) 10/06→06/14</b>							
 <b>Seilzug, Feststellbremse</b>							
Cooper Cooper Cooper Cooper D Cooper D Cooper D Cooper S Cooper S Cooper S Cooper S Cooper SD Cooper SD John Cooper Works One One D	85 88 90 80 82 82 120 128 135 147 100 105 141 72 66	03/10→06/14 10/07→12/13 03/10→06/14 10/07→02/10 03/10→06/14 02/11→06/14 10/07→02/10 10/07→02/10 03/10→06/14 03/10→06/14 02/11→06/14 02/11→06/14 10/08→02/10 03/10→06/14 03/10→06/14	➡	<input type="checkbox"/> ; Scheibenbremse	24.3727-0240.2	580240	L= 1.474
			➡	<input type="checkbox"/> ; Scheibenbremse	24.3727-0243.2	580243	L= 1.483
John Cooper Works	155	11/07→06/14	➡	<input type="checkbox"/> ; 03/08→; Scheibenbremse	24.3727-0240.2	580240	L= 1.474
			➡	<input type="checkbox"/> ; 03/08→; Scheibenbremse	24.3727-0243.2	580243	L= 1.483
<b>MINI - MINI CLUBVAN (R55) 12/12→06/14</b>							
 <b>Seilzug, Feststellbremse</b>							
Cooper Cooper D One	90 82 72	12/12→06/14 12/12→06/14 12/12→06/14	➡	<input type="checkbox"/> ; Scheibenbremse	24.3727-0240.2	580240	L= 1.474
			➡	<input type="checkbox"/> ; Scheibenbremse	24.3727-0243.2	580243	L= 1.483
<b>MINI - MINI Coupe (R58) 12/10→05/15</b>							
 <b>Seilzug, Feststellbremse</b>							
Cooper Cooper Cooper S Cooper S Cooper S Cooper SD Cooper SD John Cooper Works	85 90 120 135 147 100 105 155	12/10→04/15 12/10→04/15 12/10→04/15 12/10→04/15 12/10→04/15 12/10→05/15 12/10→05/15 12/10→05/15	➡	<input type="checkbox"/> ; 10/11→; Scheibenbremse	24.3727-0241.2	580241	L= 1.393
			➡	<input type="checkbox"/> ; 10/11→; Scheibenbremse	24.3727-0242.2	580242	L= 1.402
<b>MINI - MINI Roadster (R59) 01/11→04/15</b>							
 <b>Seilzug, Feststellbremse</b>							
Cooper Cooper Cooper S Cooper S Cooper S Cooper SD Cooper SD John Cooper Works	85 90 120 135 147 100 105 155	01/11→04/15 01/11→04/15 01/11→04/15 01/11→04/15 01/11→04/15 01/11→04/15 01/11→04/15 05/11→04/15	➡	<input type="checkbox"/> ; 02/12→; Scheibenbremse	24.3727-0241.2	580241	L= 1.393
			➡	<input type="checkbox"/> ; 02/12→; Scheibenbremse	24.3727-0242.2	580242	L= 1.402
<b>MITSUBISHI - ASX (GA_W_) 01/10→</b>							
 <b>Bremsbackensatz, Feststellbremse</b>							
1.6 MIVEC	85	05/10→		06/10→	03.0137-3023.2	653023	Ø 170 x 32 - HEB
↓							

















	kw					! #		
<b>MITSUBISHI - ASX (GA_W_) 01/10→</b>								
 <b>Bremsbackensatz, Feststellbremse</b>								
1.6 MIVEC	86	06/10→				03.0137-3023.2	653023	Ø 170 x 32 - HEB
1.8	102	02/10→						
1.8 4WD	102	02/10→						
1.8 DI-D	85	06/10→						
1.8 DI-D	110	06/10→						
1.8 DI-D 4WD	85	06/10→						
1.8 DI-D 4WD	110	06/10→						
2.0 i	110	06/10→						
2.0 i	118	06/10→						
2.0 i 4WD	110	06/10→						
2.0 i 4WD	118	06/10→						
2.2 Di-D 4WD	110	04/13→						
<b>Zubehörsatz, Feststellbremsbacken</b>								
1.6 MIVEC	85	05/10→		06/10→		03.0137-9307.2	669307	
1.6 MIVEC	86	06/10→				03.0137-9307.2	669307	
1.8	102	02/10→						
1.8 4WD	102	02/10→						
1.8 DI-D	85	06/10→						
1.8 DI-D	110	06/10→						
1.8 DI-D 4WD	85	06/10→						
1.8 DI-D 4WD	110	06/10→						
2.0 i	110	06/10→						
2.0 i	118	06/10→						
2.0 i 4WD	110	06/10→						
2.0 i 4WD	118	06/10→						
2.2 Di-D 4WD	110	04/13→						
<b>MITSUBISHI - ASX Van (GA_W_) 06/10→</b>								
 <b>Bremsbackensatz, Feststellbremse</b>								
1.8 DI-D 4WD	110	06/10→				03.0137-3023.2	653023	Ø 170 x 32 - HEB
<b>Zubehörsatz, Feststellbremsbacken</b>								
1.8 DI-D 4WD	110	06/10→				03.0137-9307.2	669307	
<b>MITSUBISHI - CARISMA (DA_) 07/95→06/06</b>								
 <b>Radbremszylinder</b>								
1.6 (DA1A)	66	07/95→06/06	→	10/98→; - ABS		24.3219-1745.3	020496	Ø 19,05 GG
1.6 (DA1A)	73	05/97→06/06	→	→ 09/98; - ABS		24.3219-1753.3	020506	Ø 19,05 GG
1.8 16V GDI (DA2A)	92	09/97→06/06						
1.9 TD (DA4A)	66	10/96→09/00						
1.6 (DA1A)	70	12/98→06/06	→	- ABS		24.3219-1745.3	020496	Ø 19,05 GG
1.6 (DA1A)	76	09/00→06/06						
1.8 GDI (DA2A)	90	10/00→06/06						
1.8 (DA2A)	85	07/95→07/97	→	- ABS		24.3219-1753.3	020506	Ø 19,05 GG
1.8 MSX - 16V (DA2A)	103	07/95→07/97						
<b>Zubehörsatz, Bremsbacken</b>								
1.6 (DA1A)	66	07/95→06/06		→ 09/98; - ABS		03.0137-9192.2	669192	AKE
1.6 (DA1A)	73	05/97→06/06	→	10/98→; - ABS		03.0137-9257.2	669257	
1.8 16V GDI (DA2A)	92	09/97→06/06						
1.9 TD (DA4A)	66	10/96→09/00						
1.6 (DA1A)	70	12/98→06/06		- ABS		03.0137-9192.2	669192	AKE
1.8 (DA2A)	85	07/95→07/97						
1.8 GDI (DA2A)	90	10/00→06/06						
1.8 MSX - 16V (DA2A)	103	07/95→07/97						
1.6 (DA1A)	76	09/00→06/06	→	- ABS		03.0137-9257.2	669257	
 <b>Bremstrommel</b>								
1.6 (DA1A)	66	07/95→06/06	→	- ABS		24.0220-3017.1	480108	Ø 203,0 x 42 / 205
1.6 (DA1A)	70	12/98→06/06						
1.6 (DA1A)	73	05/97→06/06	→	- ABS		24.0220-3028.1	480169	Ø 203,0 x 41,8 / 205
1.6 (DA1A)	76	09/00→06/06	→	- ABS				
1.8 (DA2A)	85	07/95→07/97						
1.8 16V GDI (DA2A)	92	09/97→06/06						
1.8 GDI (DA2A)	90	10/00→06/06						
1.8 MSX - 16V (DA2A)	103	07/95→07/97						
1.9 TD (DA4A)	66	10/96→09/00	→	→ 02/99; - ABS		24.0220-3017.1	480108	Ø 203,0 x 42 / 205
			→	03/99→; - ABS		24.0220-3028.1	480169	Ø 203,0 x 41,8 / 205
 <b>Bremsbackensatz</b>								
1.6 (DA1A)	66	07/95→06/06	→	→ 09/98; - ABS		03.0137-0289.2	650289	AKE Ø 203 x 37
1.6 (DA1A)	73	05/97→06/06	→	10/98→; - ABS		03.0137-0428.2	650428	Ø 203 x 39 + HEB
1.8 16V GDI (DA2A)	92	09/97→06/06						
1.9 TD (DA4A)	66	10/96→09/00						
↓								


















	kw			 	! #		
<b>MITSUBISHI - CARISMA (DA_) 07/95→06/06</b>							
 <b>Bremsbackensatz</b>							
1.6 (DA1A)	70	12/98→06/06	➔	- ABS		03.0137-0289.2 650289	AKE Ø 203 x 37
1.8 (DA2A)	85	07/95→07/97					
1.8 GDI (DA2A)	90	10/00→06/06					
1.8 MSX - 16V (DA2A)	103	07/95→07/97					
1.6 (DA1A)	76	09/00→06/06	➔	- ABS		03.0137-0428.2 650428	Ø 203 x 39 + HEB
 <b>Seilzug, Feststellbremse</b>							
1.6 (DA1A)	76	09/00→06/06	➔	☐; Scheibenbremse		24.3727-2108.2 582108	L= 1.588
1.8 GDI (DA2A)	90	10/00→06/06	➔	☐; Scheibenbremse		24.3727-2109.2 582109	L= 1.588
1.9 DI-D	85	09/00→06/06	➔	☐; Scheibenbremse			
1.9 DI-D (DA5A)	75	09/00→06/06	➔	☐; Scheibenbremse			
1.8 16V GDI (DA2A)	92	09/97→06/06	➔	☐; 07/00→; Scheibenbremse		24.3727-2108.2 582108	L= 1.588
			➔	☐; 07/00→; Scheibenbremse		24.3727-2109.2 582109	L= 1.588
<b>MITSUBISHI - CARISMA Stufenheck (DA_) 09/96→06/06</b>							
 <b>Radbremszylinder</b>							
1.6 (DA1A)	66	09/96→06/06	➔	10/98→; - ABS		24.3219-1745.3 020496	Ø 19,05 GG
1.6 (DA1A)	73	05/97→06/06	➔	→ 09/98; - ABS		24.3219-1753.3 020506	Ø 19,05 GG
1.8 16V GDI (DA2A)	92	09/97→06/06	➔	→ 09/98; - ABS			
1.9 TD (DA4A)	66	10/96→09/00	➔				
1.6 (DA1A)	70	12/98→06/06	➔	- ABS		24.3219-1745.3 020496	Ø 19,05 GG
1.6 (DA1A)	76	09/00→06/06	➔				
1.8 GDI (DA2A)	90	10/00→06/06	➔				
1.8 (DA2A)	85	09/96→09/97	➔	- ABS		24.3219-1753.3 020506	Ø 19,05 GG
<b>Zubehörsatz, Bremsbacken</b>							
1.6 (DA1A)	66	09/96→06/06		→ 09/98; - ABS		03.0137-9192.2 669192	AKE
1.6 (DA1A)	73	05/97→06/06	➔	→ 09/98; - ABS		03.0137-9257.2 669257	
1.8 16V GDI (DA2A)	92	09/97→06/06	➔	→ 09/98; - ABS			
1.9 TD (DA4A)	66	10/96→09/00	➔				
1.6 (DA1A)	70	12/98→06/06	➔	- ABS		03.0137-9192.2 669192	AKE
1.8 (DA2A)	85	09/96→09/97	➔				
1.8 GDI (DA2A)	90	10/00→06/06	➔				
1.6 (DA1A)	76	09/00→06/06	➔	- ABS		03.0137-9257.2 669257	
 <b>Bremstrommel</b>							
1.6 (DA1A)	66	09/96→06/06	➔	- ABS		24.0220-3017.1 480108	Ø 203,0 x 42 / 205
1.6 (DA1A)	70	12/98→06/06	➔				
1.6 (DA1A)	73	05/97→06/06	➔				
1.6 (DA1A)	76	09/00→06/06	➔	- ABS		24.0220-3028.1 480169	Ø 203,0 x 41,8 / 205
1.8 (DA2A)	85	09/96→09/97	➔				
1.8 16V GDI (DA2A)	92	09/97→06/06	➔				
1.8 GDI (DA2A)	90	10/00→06/06	➔				
1.9 TD (DA4A)	66	10/96→09/00	➔	→ 02/99; - ABS		24.0220-3017.1 480108	Ø 203,0 x 42 / 205
			➔	03/99→; - ABS		24.0220-3028.1 480169	Ø 203,0 x 41,8 / 205
 <b>Bremsbackensatz</b>							
1.6 (DA1A)	66	09/96→06/06	➔	→ 09/98; - ABS		03.0137-0289.2 650289	AKE Ø 203 x 37
1.6 (DA1A)	73	05/97→06/06	➔	→ 09/98; - ABS		03.0137-0428.2 650428	Ø 203 x 39 + HEB
1.8 16V GDI (DA2A)	92	09/97→06/06	➔	→ 09/98; - ABS			
1.9 TD (DA4A)	66	10/96→09/00	➔				
1.6 (DA1A)	70	12/98→06/06	➔	- ABS		03.0137-0289.2 650289	AKE Ø 203 x 37
1.8 (DA2A)	85	09/96→09/97	➔				
1.8 GDI (DA2A)	90	10/00→06/06	➔				
1.6 (DA1A)	76	09/00→06/06	➔	- ABS		03.0137-0428.2 650428	Ø 203 x 39 + HEB
 <b>Seilzug, Feststellbremse</b>							
1.3 16V	60	09/00→10/04	➔	☐; Scheibenbremse		24.3727-2108.2 582108	L= 1.588
1.6 (DA1A)	76	09/00→06/06	➔	☐; Scheibenbremse		24.3727-2109.2 582109	L= 1.588
1.8 GDI (DA2A)	90	10/00→06/06	➔	☐; Scheibenbremse			
1.9 DI-D	85	09/00→06/06	➔				
1.9 DI-D (DA5A)	75	09/00→06/06	➔				
1.8 16V GDI (DA2A)	92	09/97→06/06	➔	☐; 07/00→; Scheibenbremse		24.3727-2108.2 582108	L= 1.588
			➔	☐; 07/00→; Scheibenbremse		24.3727-2109.2 582109	L= 1.588
<b>MITSUBISHI - COLT IV (CA_A) 03/92→04/96</b>							
 <b>Radbremszylinder</b>							
1.3 GLi 12V (CA1A)	55	04/92→04/96	➔			24.3219-1752.3 020505	Ø 19,05 GG
<b>Zubehörsatz, Bremsbacken</b>							
1.3 GLi 12V (CA1A)	55	04/92→04/96	➔			03.0137-9107.2 669107	
↓							


































	kw			 	! #		
<b>MITSUBISHI - COLT IV (CA_A) 03/92→04/96</b>							
<b>Zubehörsatz, Bremsbacken</b>							
1.6 (CA4A)	66	02/94→04/96	➔			03.0137-9192.2 669192	AKE
1.6 GLXi 16V (CA4A)	83	04/92→04/96	➔				
<b> Bremstrommel</b>							
1.6 (CA4A)	66	02/94→04/96	➔			24.0220-3017.1 480108	Ø 203,0 x 42 / 205
1.6 GLXi 16V (CA4A)	83	04/92→04/96	➔				
<b> Bremsbackensatz</b>							
1.3 GLi 12V (CA1A)	55	04/92→04/96	➔			03.0137-0255.2 650255	Ø 180 x 37
1.6 (CA4A)	66	02/94→04/96	➔			03.0137-0289.2 650289	AKE Ø 203 x 37
1.6 GLXi 16V (CA4A)	83	04/92→04/96	➔				
1.6 4WD (CC4A)	84	08/93→08/95	➔			03.0137-0288.2 650288	Ø 229 x 42
<b>MITSUBISHI - COLT V (CJ_, CP_) 09/95→09/03</b>							
<b> Radbremszylinder</b>							
1.5 16V (CJ2A)	69	10/99→09/03	➔	→ 08/00; - ABS		24.3219-1752.3 020505	Ø 19,05 GG
1600 GLX (CJ4A)	66	05/96→09/00	➔				
1300 (CJ1A)	60	06/00→09/03	➔	09/00→ 06/03; - ABS		24.3219-1752.3 020505	Ø 19,05 GG
1300 GL, GLX (CJ1A)	55	05/96→06/00	➔	- ABS		24.3219-1752.3 020505	Ø 19,05 GG
1600	76	09/00→09/03	➔	→ 06/03; - ABS		24.3219-1752.3 020505	Ø 19,05 GG
<b>Zubehörsatz, Bremsbacken</b>							
1.5 16V (CJ2A)	69	10/99→09/03	➔	→ 08/00; - ABS		03.0137-9155.2 669155	
1600 GLX (CJ4A)	66	05/96→09/00	➔	→ 08/00; + ABS		03.0137-9192.2 669192	AKE
1300 (CJ1A)	60	06/00→09/03	➔	09/00→ 06/03; - ABS		03.0137-9155.2 669155	
			➔	09/00→ 06/03; + ABS		03.0137-9192.2 669192	AKE
1300 GL, GLX (CJ1A)	55	05/96→06/00	➔	- ABS		03.0137-9155.2 669155	
			➔	+ ABS		03.0137-9192.2 669192	AKE
1600	76	09/00→09/03	➔	→ 06/03; - ABS		03.0137-9155.2 669155	
			➔	→ 06/03; + ABS		03.0137-9192.2 669192	AKE
<b> Bremstrommel</b>							
1.5 16V (CJ2A)	69	10/99→09/03	➔	→ 08/00; + ABS		24.0220-3017.1 480108	Ø 203,0 x 42 / 205
1600 GLX (CJ4A)	66	05/96→09/00	➔				
1300 (CJ1A)	60	06/00→09/03	➔	09/00→ 06/03; + ABS		24.0220-3017.1 480108	Ø 203,0 x 42 / 205
1300 GL, GLX (CJ1A)	55	05/96→06/00	➔	+ ABS		24.0220-3017.1 480108	Ø 203,0 x 42 / 205
1600	76	09/00→09/03	➔	→ 06/03; + ABS		24.0220-3017.1 480108	Ø 203,0 x 42 / 205
<b> Bremsbackensatz</b>							
1.5 16V (CJ2A)	69	10/99→09/03	➔	→ 08/00; - ABS		03.0137-0255.2 650255	Ø 180 x 37
1600 GLX (CJ4A)	66	05/96→09/00	➔	→ 08/00; + ABS		03.0137-0289.2 650289	AKE Ø 203 x 37
1300 (CJ1A)	60	06/00→09/03	➔	09/00→ 06/03; - ABS		03.0137-0255.2 650255	Ø 180 x 37
			➔	09/00→ 06/03; + ABS		03.0137-0289.2 650289	AKE Ø 203 x 37
1300 GL, GLX (CJ1A)	55	05/96→06/00	➔	- ABS		03.0137-0255.2 650255	Ø 180 x 37
			➔	+ ABS		03.0137-0289.2 650289	AKE Ø 203 x 37
1600	76	09/00→09/03	➔	→ 06/03; - ABS		03.0137-0255.2 650255	Ø 180 x 37
			➔	→ 06/03; + ABS		03.0137-0289.2 650289	AKE Ø 203 x 37
<b>MITSUBISHI - COLT VI (Z3_A, Z2_A) 10/02→12/12</b>							
<b> Radbremszylinder</b>							
1.1	55	10/04→06/12	➔			24.3219-1757.3 020517	TRW Ø 19,05 ALU
1.1 LPG	55	10/04→06/12	➔				
1.3	68	10/04→06/12	➔				
1.3	70	06/04→06/12	➔				
1.3 LPG	70	06/04→06/12	➔				
1.5 DI-D	50	08/04→06/12	➔				
1.5 DI-D	70	08/04→06/12	➔				
<b> Bremsbackensatz</b>							
1.1	55	10/04→06/12	➔			03.0137-0477.2 650477	Ø 203 x 38 + HEB
1.1 LPG	55	10/04→06/12	➔			03.0520-7319.3 697319	Ø 203 x 38 Ø 19,05 + RZ / + Zub
1.3	68	10/04→06/12	➔				TopKit
1.3	70	06/04→06/12	➔				
1.3 LPG	70	06/04→06/12	➔				
↓							
















	kw				! #		
<b>MITSUBISHI - COLT VI (Z3_A, Z2_A) 10/02→12/12</b>							
 <b>Bremsbackensatz</b>							
1.5 DI-D	50	08/04→06/12	➔			03.0137-0477.2 650477	Ø 203 x 38 + HEB
1.5 DI-D	70	08/04→06/12	➔			03.0520-7319.3 697319	Ø 203 x 38 Ø 19,05 + RZ / + Zub TopKit
 <b>Seilzug, Feststellbremse</b>							
1.1	55	10/04→06/12	➔	<input type="checkbox"/> ; Scheibenbremse		24.3727-2110.2 582110	L= 1.540
1.1 LPG	55	10/04→06/12	➔	<input type="checkbox"/> ; Scheibenbremse		24.3727-2111.2 582111	L= 1.570
1.3	68	10/04→06/12	➔	<input type="checkbox"/> ; Scheibenbremse		24.3727-2111.2 582111	L= 1.570
1.3	70	06/04→06/12	➔	<input type="checkbox"/> ; Trommelbremse		24.3727-2112.2 582112	L= 1.525
1.3 LPG	70	06/04→06/12	➔	<input type="checkbox"/> ; Trommelbremse		24.3727-2112.2 582112	L= 1.525
1.5 DI-D	50	08/04→06/12	➔	<input type="checkbox"/> ; Trommelbremse		24.3727-2113.2 582113	L= 1.560
1.5 DI-D	70	08/04→06/12	➔	<input type="checkbox"/> ; Trommelbremse		24.3727-2113.2 582113	L= 1.560
1.5	80	06/04→06/12	➔	<input type="checkbox"/> ; Scheibenbremse		24.3727-2110.2 582110	L= 1.540
1.5 (Z27)	72	09/04→02/06	➔	<input type="checkbox"/> ; Scheibenbremse		24.3727-2111.2 582111	L= 1.570
1.5 CZT	110	03/05→06/12	➔	<input type="checkbox"/> ; Scheibenbremse		24.3727-2111.2 582111	L= 1.570
1.5 Ralliart R	120	02/10→06/12	➔				
1.5 Ralliart R	132	02/10→06/12	➔				
1.5 Turbo (Z23)	113	09/06→06/12	➔				
<b>MITSUBISHI - COLT CZC Cabriolet (RG) 05/06→07/09</b>							
 <b>Seilzug, Feststellbremse</b>							
1.5	80	05/06→07/09	➔	<input type="checkbox"/> ; Scheibenbremse		24.3727-2110.2 582110	L= 1.540
1.5 Turbo	110	05/06→07/09	➔	<input type="checkbox"/> ; Scheibenbremse		24.3727-2111.2 582111	L= 1.570
<b>MITSUBISHI - COLT PLUS VI (Z2_W) 08/04→</b>							
 <b>Radbremszylinder</b>							
1.3	68	08/04→	➔	10/04→ 06/12		24.3219-1757.3 020517	TRW Ø 19,05 ALU
 <b>Bremsbackensatz</b>							
1.3	68	08/04→	➔	10/04→ 06/12		03.0137-0477.2 650477	Ø 203 x 38 + HEB
						03.0520-7319.3 697319	Ø 203 x 38 Ø 19,05 + RZ / + Zub TopKit
 <b>Seilzug, Feststellbremse</b>							
1.3	68	08/04→	➔	<input type="checkbox"/> ; 10/04→ 06/12; Scheibenbremse		24.3727-2110.2 582110	L= 1.540
			➔	<input type="checkbox"/> ; 10/04→ 06/12; Scheibenbremse		24.3727-2111.2 582111	L= 1.570
			➔	<input type="checkbox"/> ; 10/04→ 06/12; Trommelbremse		24.3727-2112.2 582112	L= 1.525
			➔	<input type="checkbox"/> ; 10/04→ 06/12; Trommelbremse		24.3727-2113.2 582113	L= 1.560
1.5	77	08/04→	➔	<input type="checkbox"/> ; → 06/12; Scheibenbremse		24.3727-2110.2 582110	L= 1.540
			➔	<input type="checkbox"/> ; → 06/12; Scheibenbremse		24.3727-2111.2 582111	L= 1.570
<b>MITSUBISHI - GALANT V (E5_A, E7_A, E8_A) 11/92→10/96</b>							
<b>Zubehörsatz, Bremsbacken</b>							
1.8 (E52A)	85	02/94→08/96	➔	- ABS		03.0137-9192.2 669192	AKE
1.8 GLSI (E52A)	93	11/92→08/96	➔				
2.0 GLSTD (E57A)	66	11/92→08/96	➔			03.0137-9192.2 669192	AKE
 <b>Bremsbackensatz</b>							
1.8 (E52A)	85	02/94→08/96	➔	- ABS		03.0137-0289.2 650289	AKE Ø 203 x 37
1.8 GLSI (E52A)	93	11/92→08/96	➔				
2.0 GLSTD (E57A)	66	11/92→08/96	➔			03.0137-0289.2 650289	AKE Ø 203 x 37
 <b>Bremsbackensatz, Feststellbremse</b>							
1.8 (E52A)	85	02/94→08/96	➔	+ ABS		03.0137-0452.2 650452	Ø 167 x 32
1.8 GLSI (E52A)	93	11/92→08/96	➔				
2.0 (E55A)	90	04/93→03/95	➔			03.0137-0452.2 650452	Ø 167 x 32
2.0 GLSI (E55A)	101	11/92→08/96	➔				
2.0 GLSTD (E57A)	66	11/92→08/96	➔				
2.0 V6-24 (E64A, E54A)	110	11/92→08/96	➔				
<b>MITSUBISHI - GALANT V Stufenheck (E5_A, E7_A, E8_A) 11/92→12/98</b>							
<b>Zubehörsatz, Bremsbacken</b>							
1.8 (E52A)	85	02/94→08/96	➔	- ABS		03.0137-9192.2 669192	AKE
1.8 GLSI (E52A)	93	11/92→08/96	➔				
2.0 GLSTD (E57A)	66	11/92→08/96	➔			03.0137-9192.2 669192	AKE
↓							


















	kW				! #		
<b>MITSUBISHI - GALANT V Stufenheck (E5_A, E7_A, E8_A) 11/92→12/98</b>							
<b>Bremsbackensatz</b>							
1.8 (E52A)	85	02/94→08/96	➔	- ABS		03.0137-0289.2 650289	AKE Ø 203 x 37
1.8 GLSI (E52A)	93	11/92→08/96					
2.0 GLSTD (E57A)	66	11/92→08/96	➔			03.0137-0289.2 650289	AKE Ø 203 x 37
<b>Bremsbackensatz, Feststellbremse</b>							
1.8 (E52A)	85	02/94→08/96	➔	+ ABS		03.0137-0452.2 650452	Ø 167 x 32
1.8 GLSI (E52A)	93	11/92→08/96					
2.0 GLSI (E55A)	101	11/92→08/96	➔			03.0137-0452.2 650452	Ø 167 x 32
2.0 GLSTD (E57A)	66	11/92→08/96					
2.0 V6-24 (E64A, E54A)	110	11/92→08/96					
<b>MITSUBISHI - GALANT VI (EA_) 06/94→10/04</b>							
<b>Zubehörsatz, Bremsbacken</b>							
2.0 TDI (EA6A)	66	09/96→10/04		10/96→ 07/01		03.0137-9192.2 669192	AKE
<b>Bremsbackensatz</b>							
2.0 TDI (EA6A)	66	09/96→10/04	➔	10/96→ 07/01		03.0137-0289.2 650289	AKE Ø 203 x 37
<b>Bremsbackensatz, Feststellbremse</b>							
2.0 (EA2A)	98	09/00→10/04		→ 10/03		03.0137-0452.2 650452	Ø 167 x 32
2.4 GDI (EA3A)	106	09/00→10/04					
2.5 V6 24V (EA5A)	118	09/00→10/04					
2.0 (EA2A)	100	09/96→09/00		10/96→		03.0137-0452.2 650452	Ø 167 x 32
2.5 V6 24V	206	09/96→10/02					
2.5 V6 24V (EA5A)	120	09/96→09/00					
2.0 GDI	107	10/99→10/04		→ 05/03		03.0137-0452.2 650452	Ø 167 x 32
2.4 GDI (EA3A)	110	02/99→09/00		03/99→		03.0137-0452.2 650452	Ø 167 x 32
2.5 Type S	151	10/99→10/04		→ 05/03		03.0137-0453.2 650453	Ø 167 x 32
<b>MITSUBISHI - GALANT VI Station Wagon (EA_) 09/96→10/03</b>							
<b>Zubehörsatz, Bremsbacken</b>							
2.0 TDI (EA6W)	66	09/96→10/03		10/96→ 07/01		03.0137-9192.2 669192	AKE
<b>Bremsbackensatz</b>							
2.0 TDI (EA6W)	66	09/96→10/03	➔	10/96→ 07/01		03.0137-0289.2 650289	AKE Ø 203 x 37
<b>Bremsbackensatz, Feststellbremse</b>							
2.0 (EA2W)	98	09/00→10/03				03.0137-0452.2 650452	Ø 167 x 32
2.4 GDI (EA3W)	106	09/00→10/03					
2.5 V6 24V (EA5W)	118	09/00→10/03					
2.8 TD	92	10/96→07/01					
2.0 (EA2W)	100	09/96→09/00		10/96→		03.0137-0452.2 650452	Ø 167 x 32
2.5 V6 24V	206	09/96→10/02					
2.5 V6 24V (EA5W)	120	09/96→09/00					
2.4 GDI (EA3W)	110	02/99→10/03		03/99→		03.0137-0452.2 650452	Ø 167 x 32
<b>MITSUBISHI - GALANT Stufenheck (DJ_, ED_, EF_) 10/03→</b>							
<b>Bremsbackensatz, Feststellbremse</b>							
2.4	116	10/03→				03.0137-3023.2 653023	Ø 170 x 32 - HEB
2.4	118	12/04→					
<b>Zubehörsatz, Feststellbremsbacken</b>							
2.4	116	10/03→				03.0137-9307.2 669307	
2.4	118	12/04→					
<b>MITSUBISHI - GRANDIS (NA_W) 03/03→12/11</b>							
<b>Bremsbackensatz, Feststellbremse</b>							
2.0 DI-D (NA8W)	100	09/05→03/10	➔			03.0137-3015.2 653015	Ø 190 x 32 - HEB
2.0 DI-D (NA8W)	103	02/07→03/10					
2.4 MIVEC (NA4W)	121	04/04→12/11	➔	→ 08/10		03.0137-3015.2 653015	Ø 190 x 32 - HEB
2.4 MIVEC (NA4W)	130	04/04→12/11					
<b>Zubehörsatz, Feststellbremsbacken</b>							
2.0 DI-D (NA8W)	100	09/05→03/10				03.0137-9307.2 669307	
2.0 DI-D (NA8W)	103	02/07→03/10					
2.4 MIVEC (NA4W)	121	04/04→12/11		→ 08/10		03.0137-9307.2 669307	
2.4 MIVEC (NA4W)	130	04/04→12/11					

	kW					! #		
<b>MITSUBISHI - i (HA_) 01/06→</b>								
 <b>Radbremsszylinder</b>								
MiEV (HA4W)	35	07/09→	➡				24.3219-1753.3 020506	Ø 19,05 GG
MiEV (HA4W)	47	07/09→						
MiEV (HA4W)	49	02/11→	➡	→ 04/14			24.3219-1753.3 020506	Ø 19,05 GG
 <b>Bremsbackensatz</b>								
MiEV (HA4W)	35	07/09→	➡				03.0137-0525.2 650525	Ø 203 x 32 - HEB
MiEV (HA4W)	47	07/09→						
MiEV (HA4W)	49	02/11→	➡	→ 04/14			03.0137-0525.2 650525	Ø 203 x 32 - HEB
<b>MITSUBISHI - L100 / MINICAB Bus (U6_V) 03/99→</b>								
 <b>Radbremsszylinder</b>								
MiEV	25	10/11→	➡	→ 04/14			24.3219-1753.3 020506	Ø 19,05 GG
 <b>Bremsbackensatz</b>								
MiEV	25	10/11→	➡	→ 04/14			03.0137-0525.2 650525	Ø 203 x 32 - HEB
<b>MITSUBISHI - L100 / MINICAB Pritsche/Fahrgestell (U6_T) 03/99→</b>								
 <b>Radbremsszylinder</b>								
MiEV	30	10/11→	➡	→ 04/14			24.3219-1753.3 020506	Ø 19,05 GG
 <b>Bremsbackensatz</b>								
MiEV	30	10/11→	➡	→ 04/14			03.0137-0525.2 650525	Ø 203 x 32 - HEB
<b>MITSUBISHI - L200 (KJ_, KK_, KL_) 11/14→</b>								
 <b>Radbremsszylinder</b>								
2.4 DI-D (KJ0T)	113	09/15→	➡				24.3222-1737.3 020563	Ø 22,2 ALU
2.4 DI-D 4WD (KJ0T)	113	09/15→						
2.4 DI-D 4WD	133	11/14→	➡	09/15→			24.3222-1737.3 020563	Ø 22,2 ALU
 <b>Bremsbackensatz</b>								
2.4 DI-D (KJ0T)	113	09/15→	➡				03.0137-0518.2 650518	Ø 295 x 51 - HEB
2.4 DI-D 4WD (KJ0T)	113	09/15→						
2.4 DI-D 4WD	133	11/14→	➡	09/15→			03.0137-0518.2 650518	Ø 295 x 51 - HEB
<b>MITSUBISHI - L 200 / TRITON (KA_T, KB_T) 01/04→12/15</b>								
 <b>Radbremsszylinder</b>								
2.5 DI-D (16V) 4WD	98	04/07→12/15	➡	Brems-/Fahrdyn. Artikelbezug: - ABS	2	24.3222-1736.3 020562	Ø 22,2 ALU	
			➡	Brems-/Fahrdyn. Artikelbezug: + ABS	2	24.3222-1737.3 020563	Ø 22,2 ALU	
2.5 DiD (KA4T)	100	11/05→12/15	➡	☐; 01/06→		24.3222-1736.3 020562	Ø 22,2 ALU	
2.5 DI-D 4WD (KB4T)	100	11/05→12/15	➡	☐; 01/06→		24.3222-1737.3 020563	Ø 22,2 ALU	
2.5 DI-D (KA4T)	94	04/10→12/15	➡	☐		24.3222-1736.3 020562	Ø 22,2 ALU	
2.5 DI-D (KA4T)	103	04/10→12/15						
2.5 DI-D 4WD (KB4T)	103	04/10→12/15	➡	☐		24.3222-1737.3 020563	Ø 22,2 ALU	
2.5 DI-D 4WD (KB4T)	123	10/07→12/15						
2.5 DI-D 4WD (KB4T)	131	04/10→12/15						
2.5 DI-D (KA4T)	123	08/07→12/15	➡	☐; für Fahrzeuge mit erhöhter Bodenfreiheit		24.3222-1736.3 020562	Ø 22,2 ALU	
			➡	☐; für Fahrzeuge mit erhöhter Bodenfreiheit		24.3222-1737.3 020563	Ø 22,2 ALU	
2.5 DI-D (KA4T)	131	01/10→12/15	➡	☐; 03/13→; für Fahrzeuge mit erhöhter Bodenfreiheit		24.3222-1736.3 020562	Ø 22,2 ALU	
			➡	☐; 03/13→; für Fahrzeuge mit erhöhter Bodenfreiheit		24.3222-1737.3 020563	Ø 22,2 ALU	
3.2 DI-D 4WD (KB8T)	121	01/07→12/15	➡	☐; 04/10→		24.3222-1736.3 020562	Ø 22,2 ALU	
3.5 4WD (KB9T)	147	05/07→12/15	➡					
3.5 Flex 4WD (KB9T)	147	09/09→12/15	➡	☐; 04/10→		24.3222-1737.3 020563	Ø 22,2 ALU	
 <b>Bremsbackensatz</b>								
2.5 DI-D (16V) 4WD	98	04/07→12/15	➡			03.0137-0518.2 650518	Ø 295 x 51 - HEB	
2.5 DI-D (KA4T)	94	04/10→12/15						
2.5 DI-D (KA4T)	103	04/10→12/15						
2.5 DI-D 4WD (KB4T)	103	04/10→12/15						
2.5 DI-D 4WD (KB4T)	123	10/07→12/15						
2.5 DI-D 4WD (KB4T)	131	04/10→12/15						
2.5 DiD (KA4T)	100	11/05→12/15	➡	01/06→		03.0137-0518.2 650518	Ø 295 x 51 - HEB	
2.5 DI-D 4WD (KB4T)	100	11/05→12/15						
2.5 DI-D (KA4T)	123	08/07→12/15	➡	für Fahrzeuge mit erhöhter Bodenfreiheit		03.0137-0518.2 650518	Ø 295 x 51 - HEB	
↓								











	kw				! #		
<b>MITSUBISHI - L 200 / TRITON (KA_T, KB_T) 01/04→12/15</b>							
 <b>Bremsbackensatz</b>							
2.5 DI-D (KA4T)	131	01/10→12/15	➡	03/13→; für Fahrzeuge mit erhöhter Bodenfreiheit		03.0137-0518.2 650518	Ø 295 x 51 - HEB
3.2 DI-D 4WD (KB8T)	121	01/07→12/15	➡	04/10→		03.0137-0518.2 650518	Ø 295 x 51 - HEB
3.5 4WD (KB9T)	147	05/07→12/15					
3.5 Flex 4WD (KB9T)	147	09/09→12/15					
<b>MITSUBISHI - L 200 / TRITON Pritsche/Fahrgestell (KA_T, KB_T) 03/06→12/15</b>							
 <b>Radbremsszylinder</b>							
2.4 (KA5T)	94	01/09→12/15	➡	☐; 04/10→		24.3222-1736.3 020562	Ø 22,2 ALU
2.5 DI-D 4WD (KB4T)	131	09/09→12/15	➡	☐; 04/10→		24.3222-1737.3 020563	Ø 22,2 ALU
 <b>Bremsbackensatz</b>							
2.4 (KA5T)	94	01/09→12/15	➡	04/10→		03.0137-0518.2 650518	Ø 295 x 51 - HEB
2.5 DI-D 4WD (KB4T)	131	09/09→12/15					
<b>MITSUBISHI - L 200 (K3_T, K2_T, K1_T, K0_T) 01/86→10/96</b>							
 <b>Radbremsszylinder</b>							
1.6 (K11T)	60	04/87→10/96	➡	☐; → 05/92		24.3223-1712.3 020571	Ø 23,81 GG
			➡	☐; → 05/92		24.3223-1713.3 020572	Ø 23,81 GG
2.0 (K12T, K32T)	75	11/86→08/96	➡	☐		24.3223-1712.3 020571	Ø 23,81 GG
			➡	☐		24.3223-1713.3 020572	Ø 23,81 GG
2.5 D (K14T)	51	11/86→10/96	➡	☐; → 08/96		24.3223-1712.3 020571	Ø 23,81 GG
			➡	☐; → 08/96		24.3223-1713.3 020572	Ø 23,81 GG
<b>Zubehörsatz, Bremsbacken</b>							
1.6 (K11T)	60	04/87→10/96	➡	→ 05/92		03.0137-9105.2 669105	
2.0 4WD (K32T, K22T)	75	11/86→08/96					
2.0 (K12T, K32T)	75	11/86→08/96	➡			03.0137-9105.2 669105	
2.5 TD 4WD (K34T)	64	11/92→08/96					
2.6 4WD (K33T)	76	11/89→05/95					
2.5 D (K14T)	51	11/86→10/96	➡	→ 08/96		03.0137-9105.2 669105	
 <b>Bremsbackensatz</b>							
1.6 (K11T)	60	04/87→10/96	➡	→ 05/92		03.0137-0188.2 650188	Ø 254 x 50
2.0 4WD (K32T, K22T)	75	11/86→08/96					
2.0 (K12T, K32T)	75	11/86→08/96	➡			03.0137-0188.2 650188	Ø 254 x 50
2.5 TD 4WD (K34T)	64	11/92→08/96					
2.6 4WD (K33T)	76	11/89→05/95					
2.5 D (K14T)	51	11/86→10/96	➡	→ 08/96		03.0137-0188.2 650188	Ø 254 x 50
<b>MITSUBISHI - L 200 (K7_T, K6_T) 01/96→12/07</b>							
 <b>Radbremsszylinder</b>							
2.0 (K62T)	90	06/96→12/07	➡	☐; → 01/00		24.3223-1712.3 020571	Ø 23,81 GG
2.4 4WD (K75T)	97	06/96→12/07	➡	☐; 02/00→ 07/01		24.3223-1712.3 020571	Ø 23,81 GG
2.4 i	97	10/96→12/06	➡				
2.5 D (K64T)	55	06/96→12/07	➡	☐; 02/00→ 07/01		24.3223-1713.3 020572	Ø 23,81 GG
2.5 TD 4WD (K74T)	73	06/96→12/07	➡				
2.8 D 4WD	71	10/96→03/03	➡	☐; → 01/00		24.3223-1713.3 020572	Ø 23,81 GG
2.5 TD 4WD (K74T)	85	09/01→12/07	➡	☐; → 04/06		24.3223-1712.3 020571	Ø 23,81 GG
2.5 TD 4WD (K74T)	98	08/01→12/07	➡	☐; → 04/06		24.3223-1713.3 020572	Ø 23,81 GG
2.8 D	71	10/96→09/00	➡	☐; → 01/00		24.3223-1712.3 020571	Ø 23,81 GG
			➡	☐; 02/00→		24.3223-1712.3 020571	Ø 23,81 GG
			➡	☐; → 01/00		24.3223-1713.3 020572	Ø 23,81 GG
			➡	☐; 02/00→		24.3223-1713.3 020572	Ø 23,81 GG
3.0	133	08/00→10/06	➡	☐; 08/01→ 04/06		24.3223-1712.3 020571	Ø 23,81 GG
3.0 4WD	133	10/96→10/06	➡	☐; 08/01→ 04/06		24.3223-1713.3 020572	Ø 23,81 GG
<b>Zubehörsatz, Bremsbacken</b>							
2.4 4WD (K75T)	97	06/96→12/07	➡	→ 07/01		03.0137-9291.2 669291	
2.4 i	97	10/96→12/06					
2.5 TD 4WD (K74T)	73	06/96→12/07					
2.8 D 4WD	71	10/96→03/03					
2.5 TD 4WD (K74T)	85	09/01→12/07	➡	→ 04/06		03.0137-9291.2 669291	
2.5 TD 4WD (K74T)	98	08/01→12/07					
2.8 D	71	10/96→09/00	➡			03.0137-9291.2 669291	
3.0	133	08/00→10/06	➡	08/01→ 04/06		03.0137-9291.2 669291	














	kW			 	! #		
<b>MITSUBISHI - L 200 (K7_T, K6_T) 01/96→12/07</b>							
<b>Zubehörsatz, Bremsbacken</b>							
3.0 4WD	133	10/96→10/06	➡	08/01→ 04/06		03.0137-9291.2 669291	
<b> Bremsbackensatz</b>							
2.0 (K62T)	90	06/96→12/07	➡	→ 07/01		03.0137-0482.2 650482	Ø 254 x 52 - HEB
2.5 D (K64T)	55	06/96→12/07					
2.4 4WD (K75T)	97	06/96→12/07	➡	→ 07/01		03.0137-0474.2 650474	Ø 270 x 52 - HEB
2.4 i	97	10/96→12/06					
2.5 TD 4WD (K74T)	73	06/96→12/07					
2.8 D 4WD	71	10/96→03/03					
2.5 TD 4WD (K74T)	85	09/01→12/07	➡	→ 04/06		03.0137-0474.2 650474	Ø 270 x 52 - HEB
2.5 TD 4WD (K74T)	98	08/01→12/07					
2.8 D	71	10/96→09/00	➡			03.0137-0474.2 650474	Ø 270 x 52 - HEB
3.0	133	08/00→10/06	➡	08/01→ 04/06		03.0137-0474.2 650474	Ø 270 x 52 - HEB
3.0 4WD	133	10/96→10/06					
<b>MITSUBISHI - L 200 Pritsche/Fahrgestell (K3_T, K0_T, K1_T, K2_T) 01/86→10/96</b>							
<b> Radbremszylinder</b>							
2.5 D (K14T)	55	10/86→10/96	➡	 ; 11/86→ 08/96		24.3223-1712.3 020571	Ø 23,81 GG
			➡	 ; 11/86→ 08/96		24.3223-1713.3 020572	Ø 23,81 GG
<b>Zubehörsatz, Bremsbacken</b>							
2.5 D (K14T)	55	10/86→10/96	➡	11/86→ 08/96		03.0137-9105.2 669105	
2.5 D 4WD (K24T)	55	12/86→10/96	➡	12/87→ 05/93		03.0137-9105.2 669105	
2.6 4WD (K33T)	84	09/90→10/96	➡	→ 05/95		03.0137-9105.2 669105	
<b> Bremsbackensatz</b>							
2.5 D (K14T)	55	10/86→10/96	➡	11/86→ 08/96		03.0137-0188.2 650188	Ø 254 x 50
2.5 D 4WD (K24T)	55	12/86→10/96	➡	12/87→ 05/93		03.0137-0188.2 650188	Ø 254 x 50
2.6 4WD (K33T)	84	09/90→10/96	➡	→ 05/95		03.0137-0188.2 650188	Ø 254 x 50
<b>MITSUBISHI - L 200 Pritsche/Fahrgestell (K6_T, K7_T) 01/96→12/06</b>							
<b> Radbremszylinder</b>							
2.4 i	97	10/96→12/06	➡	 ; → 01/00		24.3223-1712.3 020571	Ø 23,81 GG
			➡	 ; 02/00→ 07/01		24.3223-1712.3 020571	Ø 23,81 GG
			➡	 ; 02/00→ 07/01		24.3223-1713.3 020572	Ø 23,81 GG
			➡	 ; → 01/00		24.3223-1713.3 020572	Ø 23,81 GG
<b>Zubehörsatz, Bremsbacken</b>							
2.4 i	97	10/96→12/06	➡	→ 07/01		03.0137-9291.2 669291	
<b> Bremsbackensatz</b>							
2.4 i	97	10/96→12/06	➡	→ 07/01		03.0137-0474.2 650474	Ø 270 x 52 - HEB
<b>MITSUBISHI - L 300 III Bus (P0_W, P1_W, P2_W) 11/86→12/06</b>							
<b>Zubehörsatz, Bremsbacken</b>							
1.6 (P02W, P12W)	51	11/86→05/04	➡	11/88→ 05/94		03.0137-9105.2 669105	
2.0 (P03W, P13W)	64	11/86→05/04	➡	→ 05/94		03.0137-9105.2 669105	
2.0 (P03W, P13W)	66	11/86→05/04					
2.4 (P04W, P14W)	82	11/90→05/04					
2.5 D (P05W, P15W, P25W)	51	11/86→05/04					
<b> Bremsbackensatz</b>							
1.6 (P02W, P12W)	51	11/86→05/04	➡	11/88→ 05/94		03.0137-0188.2 650188	Ø 254 x 50
2.0 (P03W, P13W)	64	11/86→05/04	➡	→ 05/94		03.0137-0188.2 650188	Ø 254 x 50
2.0 (P03W, P13W)	66	11/86→05/04					
2.4 (P04W, P14W)	82	11/90→05/04					
2.5 D (P05W, P15W, P25W)	51	11/86→05/04					
<b>MITSUBISHI - L 300 III Kasten (P0_V, P1_V, P_2V) 11/86→09/13</b>							
<b>Zubehörsatz, Bremsbacken</b>							
2.0 (P03V, P13V)	64	11/86→05/96	➡	→ 05/94		03.0137-9105.2 669105	
2.5 D (P05V, P05W, P15V)	51	11/86→02/06					
			↓				
















	kw				! #		
<b>MITSUBISHI - L 300 III Kasten (P0_V, P1_V, P_2V) 11/86→09/13</b>							
 <b>Bremsbackensatz</b>							
2.0 (P03V, P13V) 2.5 D (P05V, P05W, P15V)	64 51	11/86→05/96 11/86→02/06	➔	→ 05/94		03.0137-0188.2 650188	Ø 254 x 50
<b>MITSUBISHI - L 400 Bus (PD_W, PC_W, PA_V, PB_V, PA_W) 06/94→04/07</b>							
 <b>Radbremsszylinder</b>							
2.0 (PA3W)	83	09/95→10/02	➔	☐; 02/00→ ☐; 06/96→ 01/00 ☐; 02/00→ ☐; 06/96→ 01/00		24.3223-1712.3 020571 24.3223-1712.3 020571 24.3223-1713.3 020572 24.3223-1713.3 020572	Ø 23,81 GG Ø 23,81 GG Ø 23,81 GG Ø 23,81 GG
 <b>Bremsbackensatz</b>							
2.0 (PA3W)	83	09/95→10/02	➔	08/96→ 06/96→		03.0137-0482.2 650482 03.0137-0482.2 650482	Ø 254 x 52 - HEB Ø 254 x 52 - HEB
2.0 16V (PA3V/W, PB3V, PA3W) 2.4 2.5 TD (PA5V/W, PB5V) 2500 TD	85 97 73 64	05/95→05/00 05/95→10/02 05/95→05/00 05/95→06/05	➔			03.0137-0482.2 650482 03.0137-0482.2 650482 03.0137-0482.2 650482	Ø 254 x 52 - HEB Ø 254 x 52 - HEB Ø 254 x 52 - HEB
<b>MITSUBISHI - L 400 Kasten (PD_W, PC_W, PB_V, PA_W, PA_V) 12/94→04/07</b>							
 <b>Radbremsszylinder</b>							
2.0 2500 TD 4WD (PD5W, PD5V, PA5W, PA5V)	85 64	06/96→03/01 09/96→06/05	➔	☐; → 01/00 ☐; 02/00→ ☐; 02/00→ ☐; → 01/00		24.3223-1712.3 020571 24.3223-1712.3 020571 24.3223-1713.3 020572 24.3223-1713.3 020572	Ø 23,81 GG Ø 23,81 GG Ø 23,81 GG Ø 23,81 GG
2.0 (PA3W)	83	12/94→10/02	➔	☐; 02/00→ ☐; 06/96→ 01/00 ☐; 02/00→ ☐; 06/96→ 01/00		24.3223-1712.3 020571 24.3223-1712.3 020571 24.3223-1713.3 020572 24.3223-1713.3 020572	Ø 23,81 GG Ø 23,81 GG Ø 23,81 GG Ø 23,81 GG
 <b>Bremsbackensatz</b>							
2.0 2500 TD (PD5W, PD5V, PA5W, PA5V) 2500 TD 4WD (PD5W, PD5V, PA5W, PA5V)	85 64 64	06/96→03/01 09/96→06/05 09/96→06/05	➔			03.0137-0482.2 650482 03.0137-0482.2 650482	Ø 254 x 52 - HEB Ø 254 x 52 - HEB
2.0 (PA3W)	83	12/94→10/02	➔	06/96→		03.0137-0482.2 650482	Ø 254 x 52 - HEB
<b>MITSUBISHI - LANCER V (CB_A, CD_A, CE_A) 09/91→12/96</b>							
 <b>Radbremsszylinder</b>							
1.3 (CB1A)	55	06/92→12/96	➔	→ 04/96		24.3219-1752.3 020505	Ø 19,05 GG
<b>Zubehörsatz, Bremsbacken</b>							
1.3 (CB1A)	55	06/92→12/96	➔	→ 04/96		03.0137-9107.2 669107	
1.6 (CB4A) 1.6 16V (CB4A) 2.0 Diesel (CB8A)	66 83 50	02/94→12/96 06/92→12/96 06/92→12/96	➔	→ 04/96		03.0137-9192.2 669192	AKE
 <b>Bremstrommel</b>							
1.6 (CB4A) 1.6 16V (CB4A) 2.0 Diesel (CB8A)	66 83 50	02/94→12/96 06/92→12/96 06/92→12/96	➔	→ 04/96		24.0220-3017.1 480108	Ø 203,0 x 42 / 205
 <b>Bremsbackensatz</b>							
1.3 (CB1A)	55	06/92→12/96	➔	→ 04/96		03.0137-0255.2 650255	Ø 180 x 37
1.6 (CB4A) 1.6 16V (CB4A) 2.0 Diesel (CB8A)	66 83 50	02/94→12/96 06/92→12/96 06/92→12/96	➔	→ 04/96		03.0137-0289.2 650289	AKE Ø 203 x 37
1.6 16V 4WD (CD4A)	83	06/92→12/96	➔	→ 11/93		03.0137-0288.2 650288	Ø 229 x 42
<b>MITSUBISHI - LANCER V Station Wagon (CB_W, CD_W) 09/92→10/03</b>							
 <b>Radbremsszylinder</b>							
1.6 16V (CB4W) ↓	83	12/92→10/03	➔	→ 09/96; - ABS		24.3219-1752.3 020505	Ø 19,05 GG












	kW					! #		
<b>MITSUBISHI - LANCER V Station Wagon (CB_W, CD_W) 09/92→10/03</b>								
 <b>Radbremsszylinder</b>								
2.0 D	65	03/95→10/03	➡	→ 09/96; - ABS			24.3219-1752.3 020505	Ø 19,05 GG
2.0 D (CB8W)	50	12/92→10/03						
1.6 16V 4WD (CD4W)	83	12/92→10/03	➡	→ 02/95			24.3219-1716.3 020071	Ø 19,05 GG
<b>Zubehörsatz, Bremsbacken</b>								
1.6 16V (CB4W)	83	12/92→10/03	➡	→ 09/96; - ABS			03.0137-9192.2 669192	AKE
2.0 D	65	03/95→10/03						
2.0 D (CB8W)	50	12/92→10/03						
 <b>Bremstrommel</b>								
1.6 16V (CB4W)	83	12/92→10/03	➡	→ 09/96; - ABS			24.0220-3017.1 480108	Ø 203,0 x 42 / 205
2.0 D	65	03/95→10/03						
2.0 D (CB8W)	50	12/92→10/03						
 <b>Bremsbackensatz</b>								
1.6 16V (CB4W)	83	12/92→10/03	➡	→ 09/96; - ABS			03.0137-0289.2 650289	AKE Ø 203 x 37
2.0 D	65	03/95→10/03						
2.0 D (CB8W)	50	12/92→10/03						
<b>MITSUBISHI - LANCER VI (CJ-CP_) 09/95→08/03</b>								
 <b>Radbremsszylinder</b>								
1.3 12V (CK1A)	55	12/95→08/03	➡	05/96→ 07/01; - ABS			24.3219-1752.3 020505	Ø 19,05 GG
1.6 16V (CK4A)	66	12/95→08/03						
1.5 16V (CK2A)	69	10/99→08/03	➡	→ 08/00; - ABS			24.3219-1752.3 020505	Ø 19,05 GG
<b>Zubehörsatz, Bremsbacken</b>								
1.3 12V (CK1A)	55	12/95→08/03	➡	05/96→ 07/01; - ABS			03.0137-9155.2 669155	
1.6 16V (CK4A)	66	12/95→08/03	➡	05/96→ 07/01; + ABS			03.0137-9192.2 669192	AKE
1.5 16V (CK2A)	69	10/99→08/03	➡	→ 08/00; - ABS			03.0137-9155.2 669155	
			➡	→ 08/00; + ABS			03.0137-9192.2 669192	AKE
 <b>Bremstrommel</b>								
1.3 12V (CK1A)	55	12/95→08/03	➡	05/96→ 07/01; + ABS			24.0220-3017.1 480108	Ø 203,0 x 42 / 205
1.6 16V (CK4A)	66	12/95→08/03						
1.5 16V (CK2A)	69	10/99→08/03	➡	→ 08/00; + ABS			24.0220-3017.1 480108	Ø 203,0 x 42 / 205
 <b>Bremsbackensatz</b>								
1.3 12V (CK1A)	55	12/95→08/03	➡	05/96→ 07/01; - ABS			03.0137-0255.2 650255	Ø 180 x 37
1.6 16V (CK4A)	66	12/95→08/03	➡	05/96→ 07/01; + ABS			03.0137-0289.2 650289	AKE Ø 203 x 37
1.5 16V (CK2A)	69	10/99→08/03	➡	→ 08/00; - ABS			03.0137-0255.2 650255	Ø 180 x 37
			➡	→ 08/00; + ABS			03.0137-0289.2 650289	AKE Ø 203 x 37
<b>MITSUBISHI - LANCER VI Coupe (CJ_A, CE) 07/96→09/04</b>								
 <b>Radbremsszylinder</b>								
1.5 16V	63	07/96→09/04	➡	→ 08/00; - ABS			24.3219-1752.3 020505	Ø 19,05 GG
<b>Zubehörsatz, Bremsbacken</b>								
1.5 16V	63	07/96→09/04	➡	→ 08/00; - ABS			03.0137-9155.2 669155	
			➡	→ 08/00; + ABS			03.0137-9192.2 669192	AKE
 <b>Bremstrommel</b>								
1.5 16V	63	07/96→09/04	➡	→ 08/00; + ABS			24.0220-3017.1 480108	Ø 203,0 x 42 / 205
 <b>Bremsbackensatz</b>								
1.5 16V	63	07/96→09/04	➡	→ 08/00; - ABS			03.0137-0255.2 650255	Ø 180 x 37
			➡	→ 08/00; + ABS			03.0137-0289.2 650289	AKE Ø 203 x 37
<b>MITSUBISHI - LANCER VII (CS_A, CT_A) 03/00→08/13</b>								
 <b>Bremsbackensatz, Feststellbremse</b>								
1.3	60	09/03→	➡	→ 03/07			03.0137-0453.2 650453	Ø 167 x 32
1.5	63	05/06→						
1.5 LPG	63	05/06→						
1.6 (CS3A)	72	09/03→						
2.0	92	08/05→						
2.0 (CS9A)	99	12/03→						
2.4 iVRX	115	08/05→						
↓								


































	kW					! #		
<b>MITSUBISHI - LANCER VII (CS_A, CT_A) 03/00→08/13</b>								
 <b>Bremsbackensatz, Feststellbremse</b>								
2.0	85	08/03→04/06	➔	12/03→			03.0137-0453.2 650453	Ø 167 x 32
2.0 CNG	85	08/03→04/06						
EVO VIII - FQ-330 (CT9A)	246	10/03→04/05						
2.0 GDi	92	09/03→	➔	12/03→ 03/07			03.0137-0453.2 650453	Ø 167 x 32
2.0 i	113	10/07→					03.0137-3023.2 653023	Ø 170 x 32 - HEB
EVO IX (CT9A)	206	01/05→09/07	➔	01/06→ 08/07			03.0137-0453.2 650453	Ø 167 x 32
EVO IX (CT9A)	213	08/05→09/06	➔				03.0137-0453.2 650453	Ø 167 x 32
EVO IX - FQ-300 (CT9A)	227	06/05→12/06						
EVO IX - FQ-340 (CT9A)	257	06/05→12/07						
EVO VIII - 260 (CT9A)	195	03/04→07/05						
EVO VIII - FQ-320 (CT9A)	243	04/04→03/05						
EVO VIII - FQ-400 (CT9A)	302	10/04→03/05						
<b>Zubehörsatz, Feststellbremsbacken</b>								
2.0 i	113	10/07→					03.0137-9307.2 669307	
<b>MITSUBISHI - LANCER VII Kombi (CS_W, CT_W) 09/03→10/08</b>								
 <b>Bremsbackensatz, Feststellbremse</b>								
1.6	72	09/03→10/08	➔	→ 03/07			03.0137-0453.2 650453	Ø 167 x 32
2.0	92	08/05→10/08						
2.0	99	09/03→12/07						
2.4 GDI	98	09/03→10/08						
<b>MITSUBISHI - LANCER VIII (CY_A, CZ_A) 03/07→</b>								
 <b>Bremsbackensatz, Feststellbremse</b>								
1.5	80	06/08→					03.0137-3023.2 653023	Ø 170 x 32 - HEB
1.5 Bifuel	80	02/10→						
1.6 MIVEC	86	05/10→						
1.8	103	05/10→						
1.8	105	02/08→						
1.8 Bifuel	105	01/10→						
1.8 DI-D	85	05/10→						
1.8 DI-D (CY9A)	110	06/10→						
1.8 Flexfuel	103	03/09→						
1.8 Flexfuel (CY3A)	105	01/10→						
2.0	108	01/09→						
2.0	115	04/08→						
2.0 DI-D	103	01/08→						
2.0 i	113	01/09→						
2.0 i	118	10/09→						
2.0 i Ralliart 4WD (CY4A)	177	10/08→						
2.0 i 4WD	113	03/07→		10/07→			03.0137-3023.2 653023	Ø 170 x 32 - HEB
EVO X (CZ4A)	206	10/07→10/08	➔				03.0137-3015.2 653015	Ø 190 x 32 - HEB
EVO X (CZ4A)	217	06/08→06/15						
EVO X (CZ4A)	221	06/08→03/15						
EVO X - FQ330 (CZ4A)	242	03/08→06/15						
EVO X - FQ360 (CZ4A)	264	03/08→06/15						
<b>Zubehörsatz, Feststellbremsbacken</b>								
1.5	80	06/08→					03.0137-9307.2 669307	
1.5 Bifuel	80	02/10→						
1.6 MIVEC	86	05/10→						
1.8	103	05/10→						
1.8	105	02/08→						
1.8 Bifuel	105	01/10→						
1.8 DI-D	85	05/10→						
1.8 DI-D (CY9A)	110	06/10→						
1.8 Flexfuel	103	03/09→						
1.8 Flexfuel (CY3A)	105	01/10→						
2.0	108	01/09→						
2.0	115	04/08→						
2.0 DI-D	103	01/08→						
2.0 i	113	01/09→						
2.0 i	118	10/09→						
2.0 i Ralliart 4WD (CY4A)	177	10/08→						
EVO X (CZ4A)	206	10/07→10/08						
EVO X (CZ4A)	217	06/08→06/15						
EVO X (CZ4A)	221	06/08→03/15						
EVO X - FQ330 (CZ4A)	242	03/08→06/15						
EVO X - FQ360 (CZ4A)	264	03/08→06/15						
2.0 i 4WD	113	03/07→		10/07→			03.0137-9307.2 669307	


















	kw					! #		
<b>MITSUBISHI - LANCER VIII Sportback (CX_A) 10/07→</b>								
 <b>Bremsbackensatz, Feststellbremse</b>								
1.5	80	06/08→	➔				<b>03.0137-3023.2 653023</b>	Ø 170 x 32 - HEB
1.5 Bifuel	80	03/10→						
1.6 MIVEC	86	05/10→						
1.8 (CX3A)	105	06/08→						
1.8 Bifuel	105	02/10→						
1.8 DI-D	85	05/10→						
1.8 DI-D (CX9A)	110	06/10→						
1.8 Flex	103	03/09→						
1.8 MIVEC	103	03/09→						
2.0 DI-D	103	06/08→						
2.0 Ralliart	184	08/11→	➔				<b>03.0137-3015.2 653015</b>	Ø 190 x 32 - HEB
2.0 Ralliart 4WD (CX4A)	177	10/08→						
<b>Zubehörsatz, Feststellbremsbacken</b>								
1.5	80	06/08→					<b>03.0137-9307.2 669307</b>	
1.5 Bifuel	80	03/10→						
1.6 MIVEC	86	05/10→						
1.8 (CX3A)	105	06/08→						
1.8 Bifuel	105	02/10→						
1.8 DI-D	85	05/10→						
1.8 DI-D (CX9A)	110	06/10→						
1.8 Flex	103	03/09→						
1.8 MIVEC	103	03/09→						
2.0 DI-D	103	06/08→						
2.0 Ralliart	184	08/11→						
2.0 Ralliart 4WD (CX4A)	177	10/08→						
<b>MITSUBISHI - MIRAGE Schrägheck (CJ_A, CL_A) 12/91→07/03</b>								
 <b>Radbremsszylinder</b>								
1.3	58	12/91→08/95	➔				<b>24.3219-1752.3 020505</b>	Ø 19,05 GG
<b>Zubehörsatz, Bremsbacken</b>								
1.3	58	12/91→08/95	➔				<b>03.0137-9107.2 669107</b>	
 <b>Bremsbackensatz</b>								
1.3	58	12/91→08/95	➔				<b>03.0137-0255.2 650255</b>	Ø 180 x 37
1.6 4WD	88	12/91→08/95	➔				<b>03.0137-0288.2 650288</b>	Ø 229 x 42
<b>MITSUBISHI - MIRAGE Schrägheck (CJ_A) 09/95→07/03</b>								
 <b>Radbremsszylinder</b>								
1.3	55	09/95→07/03	➔	05/96→ 08/00; - ABS			<b>24.3219-1752.3 020505</b>	Ø 19,05 GG
1.6	84	09/99→07/03	➔	09/00→ 06/03; - ABS			<b>24.3219-1752.3 020505</b>	Ø 19,05 GG
1.6	128	09/95→08/99	➔	05/96→; - ABS			<b>24.3219-1752.3 020505</b>	Ø 19,05 GG
<b>Zubehörsatz, Bremsbacken</b>								
1.3	55	09/95→07/03	➔	05/96→ 08/00; - ABS			<b>03.0137-9155.2 669155</b>	
			➔	05/96→ 08/00; + ABS			<b>03.0137-9192.2 669192</b>	AKE
1.6	84	09/99→07/03	➔	09/00→ 06/03; - ABS			<b>03.0137-9155.2 669155</b>	
			➔	09/00→ 06/03; + ABS			<b>03.0137-9192.2 669192</b>	AKE
1.6	128	09/95→08/99	➔	05/96→; - ABS			<b>03.0137-9155.2 669155</b>	
			➔	05/96→; + ABS			<b>03.0137-9192.2 669192</b>	AKE
 <b>Bremstrommel</b>								
1.3	55	09/95→07/03	➔	05/96→ 08/00; + ABS			<b>24.0220-3017.1 480108</b>	Ø 203,0 x 42 / 205
1.6	84	09/99→07/03	➔	09/00→ 06/03; + ABS			<b>24.0220-3017.1 480108</b>	Ø 203,0 x 42 / 205
1.6	128	09/95→08/99	➔	05/96→; + ABS			<b>24.0220-3017.1 480108</b>	Ø 203,0 x 42 / 205
 <b>Bremsbackensatz</b>								
1.3	55	09/95→07/03	➔	05/96→ 08/00; - ABS			<b>03.0137-0255.2 650255</b>	Ø 180 x 37
			➔	05/96→ 08/00; + ABS			<b>03.0137-0289.2 650289</b>	AKE Ø 203 x 37
1.6	84	09/99→07/03	➔	09/00→ 06/03; - ABS			<b>03.0137-0255.2 650255</b>	Ø 180 x 37
			➔	09/00→ 06/03; + ABS			<b>03.0137-0289.2 650289</b>	AKE Ø 203 x 37
1.6	128	09/95→08/99	➔	05/96→; - ABS			<b>03.0137-0255.2 650255</b>	Ø 180 x 37
			➔	05/96→; + ABS			<b>03.0137-0289.2 650289</b>	AKE Ø 203 x 37

	kw					! #		
<b>MITSUBISHI - MIRAGE Stufenheck (A1_A) 07/13→</b>								
 <b>Radbremszylinder</b>								
1.2	59	07/13→	➔	10/13→		24.3219-1753.3	020506	Ø 19,05 GG
 <b>Bremsbackensatz</b>								
1.2	59	07/13→	➔	10/13→		03.0137-0530.2	650530	Ø 203 x 32 - HEB
<b>MITSUBISHI - MIRAGE Stufenheck (CK_A) 09/95→07/03</b>								
 <b>Radbremszylinder</b>								
1.5 (CK2A)	81	09/95→08/99	➔	05/96→; - ABS		24.3219-1752.3	020505	Ø 19,05 GG
<b>Zubehörsatz, Bremsbacken</b>								
1.5 (CK2A)	81	09/95→08/99	➔	05/96→; - ABS		03.0137-9155.2	669155	
			➔	05/96→; + ABS		03.0137-9192.2	669192	AKE
 <b>Bremstrommel</b>								
1.5 (CK2A)	81	09/95→08/99	➔	05/96→; + ABS		24.0220-3017.1	480108	Ø 203,0 x 42 / 205
 <b>Bremsbackensatz</b>								
1.5 (CK2A)	81	09/95→08/99	➔	05/96→; - ABS		03.0137-0255.2	650255	Ø 180 x 37
			➔	05/96→; + ABS		03.0137-0289.2	650289	AKE Ø 203 x 37
<b>MITSUBISHI - OUTLANDER I (CU_W) 03/01→12/06</b>								
 <b>Bremsbackensatz, Feststellbremse</b>								
2.0 (CU2W)	100	05/03→10/06	➔			03.0137-0453.2	650453	Ø 167 x 32
2.0 4WD (CU2W)	93	05/03→10/06						
2.0 4WD (CU2W)	100	05/03→10/06						
2.0 Turbo 4WD (CU2W)	148	04/04→10/06						
2.4 4WD	102	05/03→10/06						
2.4 4WD (CU5W)	118	11/03→10/06						
2.4 4WD (CU5W)	119	05/03→10/06						
2.0 Turbo-R 4WD	177	01/02→10/06	➔	05/03→		03.0137-0453.2	650453	Ø 167 x 32
2.4 4WD	121	10/05→12/06	➔	→ 10/06		03.0137-0453.2	650453	Ø 167 x 32
2.4 GDI 4WD	121	01/05→12/06						
2.4 HDD Mivec (CU5W)	118	03/01→12/06	➔	07/03→ 10/06		03.0137-0453.2	650453	Ø 167 x 32
<b>MITSUBISHI - OUTLANDER II (CW_W) 11/06→12/12</b>								
 <b>Bremsbackensatz, Feststellbremse</b>								
2.0	108	11/06→11/12	➔			03.0137-3023.2	653023	Ø 170 x 32 - HEB
2.0 4WD	108	11/06→11/12						
2.4	125	11/06→11/12						
2.4 4WD	125	09/07→11/12						
2.4 Flex 4WD	125	09/07→11/12						
2.0 DI-D	103	02/07→11/12	➔			03.0137-3015.2	653015	Ø 190 x 32 - HEB
2.2 DI-D 4WD	115	08/07→11/12						
3.0 4WD	162	11/06→11/12						
3.0 4WD	177	10/09→11/12						
3.0 FWD	162	11/06→11/12						
2.2 DI-D	130	11/06→11/12	➔	Anzahl Sitzplätze: 3		03.0137-3015.2	653015	Ø 190 x 32 - HEB
2.2 DI-D 4WD	103	09/10→11/12				03.0137-3023.2	653023	Ø 170 x 32 - HEB
2.2 DI-D 4WD	130	11/06→11/12						
<b>Zubehörsatz, Feststellbremsbacken</b>								
2.0	108	11/06→11/12				03.0137-9307.2	669307	
2.0 4WD	108	11/06→11/12						
2.0 DI-D	103	02/07→11/12						
2.2 DI-D 4WD	115	08/07→11/12						
2.4	125	11/06→11/12						
2.4 4WD	125	09/07→11/12						
2.4 Flex 4WD	125	09/07→11/12						
3.0 4WD	162	11/06→11/12						
3.0 4WD	177	10/09→11/12						
3.0 FWD	162	11/06→11/12						
2.2 DI-D	130	11/06→11/12		Anzahl Sitzplätze: 3		03.0137-9307.2	669307	
2.2 DI-D 4WD	103	09/10→11/12						
2.2 DI-D 4WD	130	11/06→11/12						
<b>MITSUBISHI - PAJERO II (V3_W, V2_W, V4_W) 12/90→10/99</b>								
 <b>Radbremszylinder</b>								
2.6 4WD	76	03/91→10/97	➔	☐		24.3223-1712.3	020571	Ø 23,81 GG
			➔	☐		24.3223-1713.3	020572	Ø 23,81 GG
↓								

	kW			 	! #		
<b>MITSUBISHI - PAJERO II (V3_W, V2_W, V4_W) 12/90→10/99</b>							
 <b>Bremsbackensatz, Feststellbremse</b>							
2.4 (V21W, V21C)	82	04/91→10/99	➔			<b>03.0137-0390.2 650390</b>	Ø 196 x 40
2.5 TD 4WD (V24C, V24W)	73	12/90→10/99					
2.5 TDiC (V44W, V24W)	73	03/91→08/99					
2.8 D 4WD (V46W, V26W)	71	11/93→07/97					
2.8 TD (V46W, V26W)	92	06/94→10/99					
3.0 V6 24V (V43W, V23W)	130	06/97→10/99					
3.0 V6 24V (V43W, V23W)	133	06/94→05/97					
3.0 V6 4WD (V23W, V43W, V23C)	110	12/90→12/95					
3.5 V6 24V (V25W, V45W)	153	06/94→10/99					
3.5 V6 24V (V45W, V25W)	143	07/97→10/99					
<b>Zubehörsatz, Feststellbremsbacken</b>							
2.4 (V21W, V21C)	82	04/91→10/99	➔			<b>03.0137-9275.2 669275</b>	
2.5 TD 4WD (V24C, V24W)	73	12/90→10/99					
2.5 TDiC (V44W, V24W)	73	03/91→08/99					
2.8 D 4WD (V46W, V26W)	71	11/93→07/97					
2.8 TD (V46W, V26W)	92	06/94→10/99					
3.0 V6 24V (V43W, V23W)	130	06/97→10/99					
3.0 V6 24V (V43W, V23W)	133	06/94→05/97					
3.0 V6 4WD (V23W, V43W, V23C)	110	12/90→12/95					
3.5 V6 24V (V25W, V45W)	153	06/94→10/99					
3.5 V6 24V (V45W, V25W)	143	07/97→10/99					
<b>MITSUBISHI - PAJERO II (V3_W) 04/00→09/07</b>							
 <b>Bremsbackensatz, Feststellbremse</b>							
3.2 DiD 4WD	121	04/00→09/07	➔			<b>03.0137-3003.2 653003</b>	Ø 198 x 34 - HEB
<b>MITSUBISHI - PAJERO II Canvas Top (V2_W, V4_W) 12/90→04/00</b>							
 <b>Bremsbackensatz, Feststellbremse</b>							
1.8 GDI	96	06/98→04/00	➔	10/99→		<b>03.0137-0389.2 650389</b>	Ø 167 x 32
2.4 (V41W, V21W, V21C)	82	04/91→04/00	➔	→ 03/00		<b>03.0137-0390.2 650390</b>	Ø 196 x 40
2.5 TD 4WD (V24C, V24W)	73	12/90→04/00					
3.0 V6 24V (V23C)	130	06/94→04/00					
3.0 V6 24V (V23W, V23C)	133	06/94→04/00					
3.0 V6 (V23W, v43W, V23C)	110	12/90→12/95	➔			<b>03.0137-0390.2 650390</b>	Ø 196 x 40
<b>Zubehörsatz, Feststellbremsbacken</b>							
2.4 (V41W, V21W, V21C)	82	04/91→04/00	➔	→ 03/00		<b>03.0137-9275.2 669275</b>	
2.5 TD 4WD (V24C, V24W)	73	12/90→04/00					
3.0 V6 24V (V23C)	130	06/94→04/00					
3.0 V6 24V (V23W, V23C)	133	06/94→04/00					
3.0 V6 (V23W, v43W, V23C)	110	12/90→12/95	➔			<b>03.0137-9275.2 669275</b>	
<b>MITSUBISHI - PAJERO III (V7_W, V6_W) 01/99→01/07</b>							
 <b>Bremsbackensatz, Feststellbremse</b>							
2.5 TDi	73	04/00→12/06	➔			<b>03.0137-3003.2 653003</b>	Ø 198 x 34 - HEB
2.5 TDi	85	09/01→12/06					
3.2 Di-D	121	04/00→10/01					
3.2 Di-D (V68W)	118	04/00→12/06	➔	10/01→ 08/06		<b>03.0137-3003.2 653003</b>	Ø 198 x 34 - HEB
3.5	149	04/00→01/07	➔	→ 08/06		<b>03.0137-3003.2 653003</b>	Ø 198 x 34 - HEB
3.8 (V67W)	184	03/03→01/07					










	kW					! #		
<b>MITSUBISHI - PAJERO III Geländewagen offen (V6_W, V7_W) 04/00→12/06</b>								
 <b>Bremsbackensatz, Feststellbremse</b>								
2.5 TDi (V64W, V74W)	73	04/00→12/06	➔				03.0137-3003.2 653003	Ø 198 x 34 - HEB
2.5 TDi (V64W, V74W)	85	09/01→12/06						
2.8 TD 4WD	92	05/00→07/02						
3.2 DI-D (V68W, V78W)	121	04/00→12/06						
3.5 i 4WD	140	05/00→04/04						
3.2 DI-D (V68W, V78W)	118	10/01→12/06	➔	→ 08/06			03.0137-3003.2 653003	Ø 198 x 34 - HEB
3.5 GDi 4WD (V75W)	125	10/01→12/06						
3.5 i	160	09/03→10/06						
3.5 V6 GDi (V65W, V75W)	149	04/00→12/06						
3.8 i 4WD	149	09/03→10/06						
<b>MITSUBISHI - PAJERO IV (V8_W, V9_W) 11/06→</b>								
 <b>Bremsbackensatz, Feststellbremse</b>								
3.0 4WD	131	02/07→		langer Radstand			03.0137-3003.2 653003	Ø 198 x 34 - HEB
3.2 DI-D	121	01/10→		kurzer Radstand			03.0137-3003.2 653003	Ø 198 x 34 - HEB
3.2 DI-D (V88W, V98W)	118	02/07→						
3.2 DI-D (V88W, V98W)	125	02/07→						
3.2 DI-D 4WD	149	01/12→						
3.2 DI-D 4WD (V98W, V88W)	147	01/09→						
3.8 V6	182	02/10→						
3.8 V6 (V87W, V97W)	184	02/07→						
3.2 DI-D 4WD (V98W)	140	02/07→		01/09→; kurzer Radstand			03.0137-3003.2 653003	Ø 198 x 34 - HEB
				kurzer Radstand			03.0137-3003.2 653003	Ø 198 x 34 - HEB
<b>MITSUBISHI - PAJERO IV Van (V90, V80, V8_V) 11/06→</b>								
 <b>Bremsbackensatz, Feststellbremse</b>								
3.2 DI-D	118	11/06→		02/07→; kurzer Radstand			03.0137-3003.2 653003	Ø 198 x 34 - HEB
3.2 DI-D 4WD	140	02/07→		kurzer Radstand			03.0137-3003.2 653003	Ø 198 x 34 - HEB
3.2 TD 4WD	147	01/10→						
<b>MITSUBISHI - PAJERO CLASSIC (V2_W) 06/02→</b>								
 <b>Bremsbackensatz, Feststellbremse</b>								
2.5 TD	85	07/02→	➔	→ 01/07			03.0137-3003.2 653003	Ø 198 x 34 - HEB
3.0	131	09/06→		02/07→; langer Radstand			03.0137-3003.2 653003	Ø 198 x 34 - HEB
3.2 DiD	125	09/06→		02/07→; kurzer Radstand			03.0137-3003.2 653003	Ø 198 x 34 - HEB
<b>MITSUBISHI - PAJERO PININ (H6_W, H7_W) 03/99→06/07</b>								
 <b>Bremsbackensatz, Feststellbremse</b>								
1.8 GDI (H66W)	88	10/99→10/01	➔				03.0137-0389.2 650389	Ø 167 x 32
<b>MITSUBISHI - PAJERO SPORT II (KH_, KG_) 07/08→</b>								
 <b>Radbremszylinder</b>								
3.5 V6 24V	153	09/08→	➔				24.3222-1737.3 020563	Ø 22,2 ALU
 <b>Bremsbackensatz</b>								
3.2 DI-D	121	07/08→	➔	11/09→			03.0137-0518.2 650518	Ø 295 x 51 - HEB
3.2 DI-D 4WD	118	07/08→						
3.5 V6 24V	153	09/08→	➔				03.0137-0518.2 650518	Ø 295 x 51 - HEB
 <b>Bremsbackensatz, Feststellbremse</b>								
2.4	94	07/08→		11/09→			03.0137-0390.2 650390	Ø 196 x 40
2.5 DI-D	131	07/08→						
2.5 DI-D 4WD (KH4W)	131	07/08→						
3.0 4WD	162	09/08→						
<b>MITSUBISHI - SANTAMO 03/99→12/04</b>								
 <b>Bremsbackensatz</b>								
2.0 16V	102	05/99→12/04	➔	- ABS			03.0137-0288.2 650288	Ø 229 x 42
2.0 16V 4WD	102	05/99→12/04						
<b>MITSUBISHI - SPACE RUNNER (N1_W, N2_W) 10/91→08/99</b>								
 <b>Radbremszylinder</b>								
1.8 (N11W)	85	06/96→08/99	➔				24.3219-1752.3 020505	Ø 19,05 GG
1.8 (N11W)	90	10/91→08/99						
2.0 TD (N18W)	60	10/92→08/99						
1.8 4WD (N21W)	85	06/96→08/99	➔				24.3219-1716.3 020071	Ø 19,05 GG
1.8 4WD (N21W)	90	10/91→08/99						
↓								













	kW					! #		
<b>MITSUBISHI - SPACE RUNNER (N1_W, N2_W) 10/91→08/99</b>								
<b>Zubehörsatz, Bremsbacken</b>								
1.8 (N11W)	85	06/96→08/99	➡			03.0137-9192.2	669192	AKE
1.8 (N11W)	90	10/91→08/99						
2.0 TD (N18W)	60	10/92→08/99						
<b> Bremsbackensatz</b>								
1.8 (N11W)	85	06/96→08/99	➡			03.0137-0289.2	650289	AKE Ø 203 x 37
1.8 (N11W)	90	10/91→08/99						
2.0 TD (N18W)	60	10/92→08/99						
1.8 4WD (N21W)	85	06/96→08/99	➡			03.0137-0288.2	650288	Ø 229 x 42
1.8 4WD (N21W)	90	10/91→08/99						
<b> Bremsbackensatz, Feststellbremse</b>								
1.8 (N11W)	85	06/96→08/99	➡			03.0137-0389.2	650389	Ø 167 x 32
1.8 (N11W)	90	10/91→08/99						
<b>MITSUBISHI - SPACE RUNNER (N6_W) 08/99→01/03</b>								
<b> Bremsbackensatz, Feststellbremse</b>								
2.0	98	05/00→08/02	➡			03.0137-0389.2	650389	Ø 167 x 32
2.0 (N63W)	100	08/99→08/02	➡	09/99→		03.0137-0389.2	650389	Ø 167 x 32
2.4 GDI	108	08/99→08/02						
2.4 GDI	110	08/99→01/03						
<b>MITSUBISHI - SPACE STAR Großraumlimousine (DG_A) 06/98→12/04</b>								
<b> Radbremszylinder</b>								
1.3 16V (DG1A)	60	09/00→12/04	➡	- ABS		24.3219-1745.3	020496	Ø 19,05 GG
1.3 16V (DG1A)	61	12/98→12/04						
1.8 GDI (DG5A)	87	06/98→12/04						
1.8 GDI (DG5A)	90	06/98→12/04						
1.8 MPI	82	10/02→12/04						
1.3 16V (DG1A)	63	06/98→12/04	➡	10/98→ 07/00; - ABS		24.3219-1745.3	020496	Ø 19,05 GG
			➡	→ 09/98; - ABS		24.3219-1753.3	020506	Ø 19,05 GG
<b>Zubehörsatz, Bremsbacken</b>								
1.3 16V (DG1A)	60	09/00→12/04	➡	- ABS		03.0137-9192.2	669192	AKE
1.3 16V (DG1A)	61	12/98→12/04				03.0137-9257.2	669257	
1.3 16V (DG1A)	63	06/98→12/04	➡	→ 09/98; - ABS		03.0137-9192.2	669192	AKE
			➡	10/98→ 07/00; - ABS		03.0137-9257.2	669257	
1.8 GDI (DG5A)	87	06/98→12/04	➡	- ABS		03.0137-9257.2	669257	
1.8 GDI (DG5A)	90	06/98→12/04						
1.8 MPI	82	10/02→12/04						
<b> Bremstrommel</b>								
1.3 16V (DG1A)	60	09/00→12/04	➡	- ABS		24.0220-3028.1	480169	Ø 203,0 x 41,8 / 205
1.3 16V (DG1A)	61	12/98→12/04						
1.8 GDI (DG5A)	87	06/98→12/04						
1.8 GDI (DG5A)	90	06/98→12/04						
1.8 MPI	82	10/02→12/04						
1.3 16V (DG1A)	63	06/98→12/04	➡	→ 07/00; - ABS		24.0220-3028.1	480169	Ø 203,0 x 41,8 / 205
<b> Bremsbackensatz</b>								
1.3 16V (DG1A)	60	09/00→12/04	➡	- ABS		03.0137-0289.2	650289	AKE Ø 203 x 37
1.3 16V (DG1A)	61	12/98→12/04				03.0137-0428.2	650428	Ø 203 x 39 + HEB
1.3 16V (DG1A)	63	06/98→12/04	➡	→ 09/98; - ABS		03.0137-0289.2	650289	AKE Ø 203 x 37
			➡	10/98→ 07/00; - ABS		03.0137-0428.2	650428	Ø 203 x 39 + HEB
1.8 GDI (DG5A)	87	06/98→12/04	➡	- ABS		03.0137-0428.2	650428	Ø 203 x 39 + HEB
1.8 GDI (DG5A)	90	06/98→12/04						
1.8 MPI	82	10/02→12/04						
<b> Seilzug, Feststellbremse</b>								
1.3 16V (DG1A)	60	09/00→12/04	➡	☐; Scheiben/Trommel		24.3727-2114.2	582114	L= 1.490
1.3 16V (DG1A)	61	12/98→12/04						
1.8 GDI (DG5A)	87	06/98→12/04	➡	☐; Scheiben/Trommel		24.3727-2115.2	582115	L= 1.473
1.8 GDI (DG5A)	90	06/98→12/04						
1.8 MPI	82	10/02→12/04						
1.3 16V (DG1A)	63	06/98→12/04	➡	☐; → 07/00; Scheiben/Trommel		24.3727-2114.2	582114	L= 1.490
			➡	☐; → 07/00; Scheiben/Trommel		24.3727-2115.2	582115	L= 1.473
1.6	72	04/01→12/04	➡	☐; 09/01→; Scheibenbremse		24.3727-2116.2	582116	L= 1.573
1.6 16V (DG3A)	72	01/01→12/04	➡	☐; 09/01→; Scheibenbremse		24.3727-2117.2	582117	L= 1.551
1.9 DI-D	85	10/02→12/04	➡	☐; Scheibenbremse		24.3727-2116.2	582116	L= 1.573
↓								












































	kW					! #		
<b>MITSUBISHI - SPACE STAR Großraumlimousine (DG_A) 06/98→12/04</b>								
 <b>Seilzug, Feststellbremse</b>								
1.9 DI-D (DG4A)	75	02/01→12/04	➔	<input type="checkbox"/> ; Scheibenbremse		24.3727-2117.2	582117	L= 1.551
<b>MITSUBISHI - SPACE STAR Schrägheck (A0_A) 05/12→</b>								
 <b>Radbremsszylinder</b>								
1.0 (A05A)	52	05/12→	➔			24.3219-1753.3	020506	Ø 19,05 GG
1.2 (A03A)	59	10/12→						
 <b>Bremsbackensatz</b>								
1.0 (A05A)	52	05/12→	➔			03.0137-0530.2	650530	Ø 203 x 32 - HEB
1.2 (A03A)	59	10/12→						
<b>MITSUBISHI - SPACE STAR Schrägheck (A0_A) 01/12→</b>								
 <b>Radbremsszylinder</b>								
1.2 (A03A)	57	01/12→	➔	05/12→		24.3219-1753.3	020506	Ø 19,05 GG
 <b>Bremsbackensatz</b>								
1.2 (A03A)	57	01/12→	➔	05/12→		03.0137-0530.2	650530	Ø 203 x 32 - HEB
<b>MITSUBISHI - SPACE WAGON (N3_W, N4_W) 05/91→11/98</b>								
 <b>Radbremsszylinder</b>								
1.8 (N31W)	90	10/91→10/98	➔	→ 05/92		24.3219-1716.3	020071	Ø 19,05 GG
1.8 4WD (N41W)	90	10/91→10/98						
1.8 TD (N35W)	55	10/91→10/98						
2.0 (N33W)	77	05/91→10/97	➔	06/92→		24.3219-1716.3	020071	Ø 19,05 GG
2.0 (N33W)	98	10/92→10/98	➔			24.3219-1716.3	020071	Ø 19,05 GG
2.0 4WD (N43W)	98	10/92→10/98						
2.0 TD (N38W)	60	10/92→10/98						
2.4	88	10/91→10/97	➔	06/92→ 05/96		24.3219-1716.3	020071	Ø 19,05 GG
2.4 i (N34W)	102	10/92→10/98	➔	→ 05/96		24.3219-1716.3	020071	Ø 19,05 GG
 <b>Bremsbackensatz</b>								
1.8 (N31W)	90	10/91→10/98	➔	→ 05/92		03.0137-0288.2	650288	Ø 229 x 42
1.8 4WD (N41W)	90	10/91→10/98						
1.8 TD (N35W)	55	10/91→10/98						
2.0 (N33W)	77	05/91→10/97	➔	06/92→		03.0137-0288.2	650288	Ø 229 x 42
2.0 (N33W)	98	10/92→10/98	➔			03.0137-0288.2	650288	Ø 229 x 42
2.0 4WD (N43W)	98	10/92→10/98						
2.0 TD (N38W)	60	10/92→10/98						
2.4	88	10/91→10/97	➔	06/92→ 05/96		03.0137-0288.2	650288	Ø 229 x 42
2.4 i (N34W)	102	10/92→10/98	➔	→ 05/96		03.0137-0288.2	650288	Ø 229 x 42
 <b>Bremsbackensatz, Feststellbremse</b>								
1.8 (N31W)	90	10/91→10/98	➔	→ 05/92		03.0137-0389.2	650389	Ø 167 x 32
1.8 TD (N35W)	55	10/91→10/98						
2.0 (N33W)	77	05/91→10/97	➔	06/92→		03.0137-0389.2	650389	Ø 167 x 32
2.0 (N33W)	98	10/92→10/98	➔			03.0137-0389.2	650389	Ø 167 x 32
2.0 TD (N38W)	60	10/92→10/98						
2.4	88	10/91→10/97	➔	06/92→ 05/96		03.0137-0389.2	650389	Ø 167 x 32
2.4 i (N34W)	102	10/92→10/98	➔	→ 05/96		03.0137-0389.2	650389	Ø 167 x 32
<b>MITSUBISHI - SPACE WAGON (N9_W, N8_W) 10/98→12/04</b>								
 <b>Bremsbackensatz, Feststellbremse</b>								
2.0	98	10/98→12/04		05/02→		03.0137-0389.2	650389	Ø 167 x 32
2.0 (N83W)	80	12/98→06/02		→ 04/02		03.0137-0389.2	650389	Ø 167 x 32
2.4	96	11/98→04/04		→ 08/03		03.0137-0389.2	650389	Ø 167 x 32
2.4 GDI	108	09/00→12/04						
2.4 GDI	110	10/98→12/04						
2.4 GDI 4WD	108	09/00→12/04						
2.4 GDI 4WD	110	10/98→12/04						
<b>NISSAN - 350 Z Coupe (Z33) 09/02→</b>								
 <b>Bremsbackensatz, Feststellbremse</b>								
3.5	206	10/03→	➔	→ 05/09		03.0137-3006.2	653006	Ø 172 x 32 - HEB
3.5	221	09/02→						
3.5	230	09/05→						
3.5	214	11/04→01/07	➔			03.0137-3006.2	653006	Ø 172 x 32 - HEB














	kW				! #		
<b>NISSAN - 350 Z Roadster (Z33) 10/03→</b>							
<b>Bremsbackensatz, Feststellbremse</b>							
3.5	206	03/05→	→	→ 05/09		03.0137-3006.2 653006	Ø 172 x 32 - HEB
3.5	221	04/06→					
3.5	230	09/05→					
<b>NISSAN - ALMERA I (N15) 07/95→07/00</b>							
<b>Radbremszylinder</b>							
1.4	64	09/95→07/00	→	→ 04/00; - ABS		24.3215-1107.3 020352	Ø 15,87 GG
1.4 GX,LX	55	09/95→07/00					
1.6	73	09/95→07/00					
1.6 SLX	66	09/95→07/00					
2.0 D	55	11/95→07/00					
1.6	75	07/95→03/00	→	- ABS		24.3215-1107.3 020352	Ø 15,87 GG
<b>Zubehörsatz, Bremsbacken</b>							
1.4	64	09/95→07/00	→	→ 04/00; - ABS		03.0137-9165.2 669165	
1.4 GX,LX	55	09/95→07/00					
1.6	73	09/95→07/00					
1.6 SLX	66	09/95→07/00					
2.0 D	55	11/95→07/00					
1.6	75	07/95→03/00	→	- ABS		03.0137-9165.2 669165	
<b>Bremstrommel</b>							
1.4	64	09/95→07/00	→	→ 04/00; - ABS		24.0218-0025.1 480082	Ø 180,0 x 37,5 / 181
1.4 GX,LX	55	09/95→07/00					
1.6	73	09/95→07/00					
1.6 SLX	66	09/95→07/00					
2.0 D	55	11/95→07/00					
1.6	75	07/95→03/00	→	- ABS		24.0218-0025.1 480082	Ø 180,0 x 37,5 / 181
<b>Bremsbackensatz</b>							
1.4	64	09/95→07/00	→	→ 04/00; - ABS		03.0137-0265.2 650265	Ø 180 x 31
1.4 GX,LX	55	09/95→07/00					
1.6	73	09/95→07/00					
1.6 SLX	66	09/95→07/00					
2.0 D	55	11/95→07/00					
1.6	75	07/95→03/00	→	- ABS		03.0137-0265.2 650265	Ø 180 x 31
<b>Seilzug, Feststellbremse</b>							
1.4	64	09/95→07/00	←	↑; → 03/96; + ABS; Scheibenbremse	24.3727-1701.2 581701		L= 250
1.4 GX,LX	55	09/95→07/00	←	↑; 01/98→ 04/00; + ABS; Scheibenbremse	24.3727-1701.2 581701		L= 250
1.6	73	09/95→07/00	←	↑; 04/96→ 12/97; + ABS; Scheibenbremse	24.3727-1701.2 581701		L= 250
1.6 SLX	66	09/95→07/00	←	↑; → 03/96; - ABS; Trommelbremse	24.3727-1701.2 581701		L= 250
2.0 D	55	11/95→07/00	←	↑; 04/96→ 04/00; - ABS; Trommelbremse	24.3727-1701.2 581701		L= 250
			→	□; 04/96→ 04/00; - ABS; Trommelbremse	24.3727-1742.2 581742		L= 1.660
			→	□; 04/96→ 04/00; - ABS; Trommelbremse	24.3727-1743.2 581743		L= 1.662
			→	□; 04/96→ 12/97; + ABS; Scheibenbremse	24.3727-1746.2 581746		L= 1.680
			→	□; 01/98→ 04/00; + ABS; Scheibenbremse	24.3727-1746.2 581746		L= 1.680
			→	□; → 03/96; + ABS; Scheibenbremse	24.3727-1746.2 581746		L= 1.680
			→	□; 01/98→ 04/00; + ABS; Scheibenbremse	24.3727-1747.2 581747		L= 1.682
			→	□; → 03/96; + ABS; Scheibenbremse	24.3727-1747.2 581747		L= 1.682
			→	□; 04/96→ 12/97; + ABS; Scheibenbremse	24.3727-1747.2 581747		L= 1.682
1.6	75	07/95→03/00	←	↑; 01/98→; + ABS; Scheibenbremse	24.3727-1701.2 581701		L= 250
			←	↑; → 03/96; + ABS; Scheibenbremse	24.3727-1701.2 581701		L= 250
			←	↑; 04/96→ 12/97; + ABS; Scheibenbremse	24.3727-1701.2 581701		L= 250
			←	↑; 04/96→; - ABS; Trommelbremse	24.3727-1701.2 581701		L= 250
			←	↑; → 03/96; - ABS; Trommelbremse	24.3727-1701.2 581701		L= 250
			→	□; 04/96→; - ABS; Trommelbremse	24.3727-1742.2 581742		L= 1.660
			→	□; 04/96→; - ABS; Trommelbremse	24.3727-1743.2 581743		L= 1.662















	kw			 	! #		
<b>NISSAN - ALMERA I (N15) 07/95→07/00</b>							
 <b>Seilzug, Feststellbremse</b>							
1.6	75	07/95→03/00	➡	☐; → 03/96; + ABS; Scheibenbremse	24.3727-1746.2	581746	L= 1.680
			➡	☐; 04/96→ 12/97; + ABS; Scheibenbremse	24.3727-1746.2	581746	L= 1.680
			➡	☐; 01/98→; + ABS; Scheibenbremse	24.3727-1746.2	581746	L= 1.680
			➡	☐; → 03/96; + ABS; Scheibenbremse	24.3727-1747.2	581747	L= 1.682
			➡	☐; 01/98→; + ABS; Scheibenbremse	24.3727-1747.2	581747	L= 1.682
			➡	☐; 04/96→ 12/97; + ABS; Scheibenbremse	24.3727-1747.2	581747	L= 1.682
<b>NISSAN - ALMERA I Hatchback (N15) 07/95→07/00</b>							
 <b>Radbremsszylinder</b>							
1.4	64	09/95→03/00	➡	- ABS	24.3215-1107.3	020352	Ø 15,87 GG
1.4 S,GX,LX	55	09/95→03/00					
1.6	73	09/95→03/00					
1.6	75	07/95→03/00					
1.6 SR,SLX	66	09/95→03/00					
2.0 D	55	11/95→03/00					
1.6	86	09/95→07/00	➡	→ 04/00; - ABS	24.3215-1107.3	020352	Ø 15,87 GG
<b>Zubehörsatz, Bremsbacken</b>							
1.4	64	09/95→03/00	➡	- ABS	03.0137-9165.2	669165	
1.4 S,GX,LX	55	09/95→03/00					
1.6	73	09/95→03/00					
1.6	75	07/95→03/00					
1.6 SR,SLX	66	09/95→03/00					
2.0 D	55	11/95→03/00					
1.6	86	09/95→07/00	➡	→ 04/00; - ABS	03.0137-9165.2	669165	
<b>Bremstrommel</b>							
1.4	64	09/95→03/00	➡	- ABS	24.0218-0025.1	480082	Ø 180,0 x 37,5 / 181
1.4 S,GX,LX	55	09/95→03/00					
1.6	73	09/95→03/00					
1.6	75	07/95→03/00					
1.6 SR,SLX	66	09/95→03/00					
2.0 D	55	11/95→03/00					
1.6	86	09/95→07/00	➡	→ 04/00; - ABS	24.0218-0025.1	480082	Ø 180,0 x 37,5 / 181
<b>Bremsbackensatz</b>							
1.4	64	09/95→03/00	➡	- ABS	03.0137-0265.2	650265	Ø 180 x 31
1.4 S,GX,LX	55	09/95→03/00					
1.6	73	09/95→03/00					
1.6	75	07/95→03/00					
1.6 SR,SLX	66	09/95→03/00					
2.0 D	55	11/95→03/00					
1.6	86	09/95→07/00	➡	→ 04/00; - ABS	03.0137-0265.2	650265	Ø 180 x 31
<b>Seilzug, Feststellbremse</b>							
1.4	64	09/95→03/00	←	☐; 01/98→; + ABS; Scheibenbremse	24.3727-1701.2	581701	L= 250
1.4 S,GX,LX	55	09/95→03/00	←	☐; → 03/96; + ABS; Scheibenbremse	24.3727-1701.2	581701	L= 250
1.6	73	09/95→03/00	←	☐; → 03/96; + ABS; Scheibenbremse	24.3727-1701.2	581701	L= 250
1.6	75	07/95→03/00	←	☐; 04/96→ 12/97; + ABS; Scheibenbremse	24.3727-1701.2	581701	L= 250
1.6 SR,SLX	66	09/95→03/00	←	☐; 04/96→; - ABS; Trommelbremse	24.3727-1701.2	581701	L= 250
2.0 D	55	11/95→03/00	←	☐; → 03/96; - ABS; Trommelbremse	24.3727-1701.2	581701	L= 250
			➡	☐; 04/96→; - ABS; Trommelbremse	24.3727-1742.2	581742	L= 1.660
			➡	☐; 04/96→; - ABS; Trommelbremse	24.3727-1743.2	581743	L= 1.662
			➡	☐; → 03/96; + ABS; Scheibenbremse	24.3727-1746.2	581746	L= 1.680
			➡	☐; 04/96→ 12/97; + ABS; Scheibenbremse	24.3727-1746.2	581746	L= 1.680
			➡	☐; 01/98→; + ABS; Scheibenbremse	24.3727-1746.2	581746	L= 1.680
			➡	☐; → 03/96; + ABS; Scheibenbremse	24.3727-1747.2	581747	L= 1.682
			➡	☐; 01/98→; + ABS; Scheibenbremse	24.3727-1747.2	581747	L= 1.682
			➡	☐; 04/96→ 12/97; + ABS; Scheibenbremse	24.3727-1747.2	581747	L= 1.682
1.6	86	09/95→07/00	←	☐; → 03/96; + ABS; Scheibenbremse	24.3727-1701.2	581701	L= 250
			←	☐; 01/98→ 04/00; + ABS; Scheibenbremse	24.3727-1701.2	581701	L= 250
↓							













	kw			 	! #		
<b>NISSAN - ALMERA I Hatchback (N15) 07/95→07/00</b>							
 <b>Seilzug, Feststellbremse</b>							
1.6	86	09/95→07/00	←	↑; 04/96→12/97; + ABS; Scheibenbremse	24.3727-1701.2	581701	L= 250
			←	↑; → 03/96; - ABS; Trommelbremse	24.3727-1701.2	581701	L= 250
			←	↑; 04/96→04/00; - ABS; Trommelbremse	24.3727-1701.2	581701	L= 250
			→	□; 04/96→04/00; - ABS; Trommelbremse	24.3727-1742.2	581742	L= 1.660
			→	□; 04/96→04/00; - ABS; Trommelbremse	24.3727-1743.2	581743	L= 1.662
			→	□; 04/96→12/97; + ABS; Scheibenbremse	24.3727-1746.2	581746	L= 1.680
			→	□; 01/98→04/00; + ABS; Scheibenbremse	24.3727-1746.2	581746	L= 1.680
			→	□; → 03/96; + ABS; Scheibenbremse	24.3727-1746.2	581746	L= 1.680
			→	□; 01/98→04/00; + ABS; Scheibenbremse	24.3727-1747.2	581747	L= 1.682
			→	□; → 03/96; + ABS; Scheibenbremse	24.3727-1747.2	581747	L= 1.682
			→	□; 04/96→12/97; + ABS; Scheibenbremse	24.3727-1747.2	581747	L= 1.682
2.0 GTi	105	07/96→03/00	←	↑; Scheibenbremse	24.3727-1701.2	581701	L= 250
			→	□; Scheibenbremse	24.3727-1746.2	581746	L= 1.680
			→	□; Scheibenbremse	24.3727-1747.2	581747	L= 1.682
<b>NISSAN - ALMERA II (N16) 06/00→</b>							
 <b>Bremsbackensatz</b>							
1.5	66	07/00→	→	→ 11/06; - ABS	03.0137-0443.2	650443	∅ 203 x 37 - HEB
			→	→ 03/01; - ABS; Made in Japan	03.0137-0443.2	650443	∅ 203 x 37 - HEB
1.5 1.5 dCi	72 60	10/02→ 01/03→	→	→ 11/06; - ABS	03.0137-0443.2	650443	∅ 203 x 37 - HEB
 <b>Seilzug, Feststellbremse</b>							
1.5	66	07/00→	←	↑; → 03/01; + ABS; Made in Japan; Scheibenbremse	24.3727-1723.2	581723	L= 236
			←	↑; → 03/01; - ABS; Made in Japan; Trommelbremse	24.3727-1723.2	581723	L= 236
			→	□; → 11/06; + ABS; Scheibenbremse	24.3727-1724.2	581724	L= 1.650
			→	□; → 11/06; + ABS; Scheibenbremse	24.3727-1725.2	581725	L= 1.661
			→	□; → 11/06; - ABS; Trommelbremse	24.3727-1736.2	581736	L= 1.634
			→	□; → 11/06; - ABS; Trommelbremse	24.3727-1737.2	581737	L= 1.642
1.5 1.5 dCi	72 60	10/02→ 01/03→	→	□; → 11/06; + ABS; Scheibenbremse	24.3727-1724.2	581724	L= 1.650
			→	□; → 11/06; + ABS; Scheibenbremse	24.3727-1725.2	581725	L= 1.661
			→	□; → 11/06; - ABS; Trommelbremse	24.3727-1736.2	581736	L= 1.634
			→	□; → 11/06; - ABS; Trommelbremse	24.3727-1737.2	581737	L= 1.642
1.8 2.2 Di	84 81	07/00→ 07/00→	←	↑; → 03/01; Made in Japan; Scheibenbremse	24.3727-1723.2	581723	L= 236
			→	□; → 11/06; Scheibenbremse	24.3727-1724.2	581724	L= 1.650
			→	□; → 11/06; Scheibenbremse	24.3727-1725.2	581725	L= 1.661
1.8 2.2 dCi 2.2 dCi	85 82 100	10/02→ 09/03→ 09/03→	→	□; → 11/06; Scheibenbremse	24.3727-1724.2	581724	L= 1.650
			→	□; → 11/06; Scheibenbremse	24.3727-1725.2	581725	L= 1.661
			→	□; 10/02→11/06; Scheibenbremse	24.3727-1724.2	581724	L= 1.650
1.8	94	01/02→	→	□; 10/02→11/06; Scheibenbremse	24.3727-1725.2	581725	L= 1.661
<b>NISSAN - ALMERA II Hatchback (N16) 01/00→</b>							
 <b>Bremsbackensatz</b>							
1.5	66	03/00→	→	→ 11/06; - ABS	03.0137-0443.2	650443	∅ 203 x 37 - HEB
			→	→ 03/01; - ABS; Made in Japan	03.0137-0443.2	650443	∅ 203 x 37 - HEB
1.5 1.5 dCi	72 60	10/02→ 01/03→	→	→ 11/06; - ABS	03.0137-0443.2	650443	∅ 203 x 37 - HEB
 <b>Seilzug, Feststellbremse</b>							
1.5	66	03/00→	←	↑; → 03/01; + ABS; Made in Japan; Scheibenbremse	24.3727-1723.2	581723	L= 236
↓							












	kw			 	! #		
<b>NISSAN - ALMERA II Hatchback (N16) 01/00→</b>							
 <b>Seilzug, Feststellbremse</b>							
1.5	66	03/00→	←	 ; → 03/01; - ABS; Made in Japan; Trommelbremse	24.3727-1723.2	581723	L= 236
			→	 ; → 11/06; + ABS; Scheibenbremse	24.3727-1724.2	581724	L= 1.650
			→	 ; → 11/06; + ABS; Scheibenbremse	24.3727-1725.2	581725	L= 1.661
			→	 ; → 11/06; - ABS; Trommelbremse	24.3727-1736.2	581736	L= 1.634
			→	 ; → 11/06; - ABS; Trommelbremse	24.3727-1737.2	581737	L= 1.642
1.5 1.5 dCi	72 60	10/02→ 01/03→	→	 ; → 11/06; + ABS; Scheibenbremse	24.3727-1724.2	581724	L= 1.650
			→	 ; → 11/06; + ABS; Scheibenbremse	24.3727-1725.2	581725	L= 1.661
			→	 ; → 11/06; - ABS; Trommelbremse	24.3727-1736.2	581736	L= 1.634
			→	 ; → 11/06; - ABS; Trommelbremse	24.3727-1737.2	581737	L= 1.642
1.8	84	01/00→	←	 ; 03/00→ 03/01; Made in Japan; Scheibenbremse	24.3727-1723.2	581723	L= 236
			→	 ; 02/00→ 11/06; Scheibenbremse	24.3727-1724.2	581724	L= 1.650
			→	 ; 02/00→ 11/06; Scheibenbremse	24.3727-1725.2	581725	L= 1.661
1.8 2.2 dCi 2.2 dCi	85 82 100	10/02→ 09/03→ 09/03→	→	 ; → 11/06; Scheibenbremse	24.3727-1724.2	581724	L= 1.650
			→	 ; → 11/06; Scheibenbremse	24.3727-1725.2	581725	L= 1.661
1.8	94	08/02→	→	 ; 10/02→ 11/06; Scheibenbremse	24.3727-1724.2	581724	L= 1.650
			→	 ; 10/02→ 11/06; Scheibenbremse	24.3727-1725.2	581725	L= 1.661
2.2 Di	81	03/00→	←	 ; → 03/01; Made in Japan; Scheibenbremse	24.3727-1723.2	581723	L= 236
			→	 ; → 11/06; Scheibenbremse	24.3727-1724.2	581724	L= 1.650
			→	 ; → 11/06; Scheibenbremse	24.3727-1725.2	581725	L= 1.661
<b>NISSAN - ALMERA Classic (B10) 03/06→</b>							
 <b>Seilzug, Feststellbremse</b>							
1.6 16V	79	03/06→	←	 ; Trommelbremse	24.3727-1723.2	581723	L= 236
<b>NISSAN - ALMERA TINO (V10) 12/98→02/06</b>							
 <b>Seilzug, Feststellbremse</b>							
1.8 1.8 2.2 dCi 2.2 dCi	84 85 82 100	08/00→02/06 12/02→02/06 09/03→02/06 09/03→02/06	←	 ; → 11/05; Scheibenbremse	24.3727-1733.2	581733	L= 221
			→	 ; → 11/05; Scheibenbremse	24.3727-1734.2	581734	L= 1.660
			→	 ; → 11/05; Scheibenbremse	24.3727-1735.2	581735	L= 1.670
2.0	100	08/00→01/03	←	 ; Scheibenbremse	24.3727-1733.2	581733	L= 221
			→	 ; Scheibenbremse	24.3727-1734.2	581734	L= 1.660
			→	 ; Scheibenbremse	24.3727-1735.2	581735	L= 1.670
2.2 dCi	84	08/00→02/06	←	 ; → 08/03; Scheibenbremse	24.3727-1733.2	581733	L= 221
			→	 ; → 08/03; Scheibenbremse	24.3727-1734.2	581734	L= 1.660
			→	 ; → 08/03; Scheibenbremse	24.3727-1735.2	581735	L= 1.670
<b>NISSAN - CUBE (Z12) 09/07→</b>							
 <b>Bremsbackensatz, Feststellbremse</b>							
1.5 dCi 1.5 dCi 1.6 16V	78 81 81	03/10→ 03/10→ 03/10→		→ 03/11	03.0137-3012.2	653012	Ø 172 x 32 - HEB
<b>NISSAN - EVALIA Bus 07/10→</b>							
 <b>Radbremszylinder</b>							
1.5 dci (M20, M20M) 1.5 dci (M20, M20M) 1.5 dci (M20, M20M) 1.6 16V (M20, M20M)	63 66 81 81	07/10→ 04/11→ 04/11→ 07/10→	→		24.3222-1735.3	020554	Ø 22,2 GG
 <b>Bremsbackensatz</b>							
1.5 dci (M20, M20M) 1.5 dci (M20, M20M) 1.5 dci (M20, M20M) 1.6 16V (M20, M20M)	63 66 81 81	07/10→ 04/11→ 04/11→ 07/10→	→		03.0137-0513.2	650513	Ø 229 x 37
<b>NISSAN - GT-R (R35) 12/07→</b>							
 <b>Bremsbackensatz, Feststellbremse</b>							
NISMO	441	07/14→	→		03.0137-3041.2	653041	Ø 190 x 33 - HEB


















	kw					! #		
<b>NISSAN - GT-R (R35) 12/07→</b>								
 <b>Bremsbackensatz, Feststellbremse</b>								
V6	419	06/16→	➡			03.0137-3041.2	653041	Ø 190 x 33 - HEB
V6	357	12/07→10/10	➡	02/09→		03.0137-3041.2	653041	Ø 190 x 33 - HEB
V6	390	10/10→09/11	➡	02/11→		03.0137-3041.2	653041	Ø 190 x 33 - HEB
V6	404	10/11→	➡	02/12→		03.0137-3041.2	653041	Ø 190 x 33 - HEB
<b>NISSAN - INTERSTAR Bus (X70) 04/02→</b>								
 <b>Seilzug, Feststellbremse</b>								
dCi 100	73	11/03→	←	⬆; → 06/10; Scheibenbremse	1	24.3727-0762.2	580762	L= 1.175
dCi 100	74	04/06→	➡	⬇; → 06/10; kurzer Radstand; Scheibenbremse	2	24.3727-1072.2	581072	L= 1.420
dCi 120	88	09/06→						
dCi 150	107	09/06→						
dCi 120	84	07/02→08/06	←	⬆; Scheibenbremse	1	24.3727-0762.2	580762	L= 1.175
			➡	⬇; kurzer Radstand; Scheibenbremse	2	24.3727-1072.2	581072	L= 1.420
dCi 140	100	11/03→	←	⬆; → 08/06; Scheibenbremse	1	24.3727-0762.2	580762	L= 1.175
dCi 90	66	07/02→	➡	⬇; → 08/06; kurzer Radstand; Scheibenbremse	2	24.3727-1072.2	581072	L= 1.420
dCi 80	60	04/02→08/06	←	⬆; 07/02→; Scheibenbremse	1	24.3727-0762.2	580762	L= 1.175
			➡	⬇; 07/02→; kurzer Radstand; Scheibenbremse	2	24.3727-1072.2	581072	L= 1.420
<b>NISSAN - INTERSTAR Kasten (X70) 04/02→</b>								
 <b>Seilzug, Feststellbremse</b>								
dCi 100	73	11/03→	←	⬆; → 06/10; Scheibenbremse	1	24.3727-0762.2	580762	L= 1.175
dCi 100	74	04/06→	➡	⬇; → 06/10; kurzer Radstand; Scheibenbremse	2	24.3727-1072.2	581072	L= 1.420
dCi 120	88	09/06→						
dCi 150	107	09/06→						
dCi 120	84	07/02→	←	⬆; → 08/06; Scheibenbremse	1	24.3727-0762.2	580762	L= 1.175
dCi 140	100	11/03→	➡	⬇; → 08/06; kurzer Radstand; Scheibenbremse	2	24.3727-1072.2	581072	L= 1.420
dCi 90	66	07/02→						
dCi 80	60	04/02→08/06	←	⬆; 07/02→; Scheibenbremse	1	24.3727-0762.2	580762	L= 1.175
			➡	⬇; 07/02→; kurzer Radstand; Scheibenbremse	2	24.3727-1072.2	581072	L= 1.420
<b>NISSAN - INTERSTAR Pritsche/Fahrgestell 08/03→</b>								
 <b>Seilzug, Feststellbremse</b>								
dCi 100	73	02/04→	←	⬆; → 06/10; Scheibenbremse	1	24.3727-0762.2	580762	L= 1.175
			➡	⬇; → 06/10; kurzer Radstand; Scheibenbremse	2	24.3727-1072.2	581072	L= 1.420
dCi 120	84	08/03→	←	⬆; → 08/06; Scheibenbremse	1	24.3727-0762.2	580762	L= 1.175
dCi 140	100	11/03→	➡	⬇; → 08/06; kurzer Radstand; Scheibenbremse	2	24.3727-1072.2	581072	L= 1.420
dCi 120	88	08/06→	←	⬆; 09/06→ 06/10; Scheibenbremse	1	24.3727-0762.2	580762	L= 1.175
dCi 150	107	08/06→	➡	⬇; 09/06→ 06/10; kurzer Radstand; Scheibenbremse	2	24.3727-1072.2	581072	L= 1.420
<b>NISSAN - JUKE (F15) 06/10→</b>								
 <b>Bremsbackensatz, Feststellbremse</b>								
1.2 DIG-T	85	05/14→				03.0137-3012.2	653012	Ø 172 x 32 - HEB
1.5 dCi	81	06/10→						
1.6	69	01/13→						
1.6	86	06/10→						
1.6 DIG-T	140	06/10→						
1.6 DIG-T 4x4	140	06/10→						
1.6 DIG-T NISMO	147	03/13→07/14						
1.6 DIG-T NISMO 4x4	147	02/13→07/14						
1.6 DIG-T NISMO RS	160	08/14→						
1.6 DIG-T NISMO RS 4x4	157	08/14→						
1.6 LPG	85	01/12→						
<b>NISSAN - KUBISTAR (X76) 08/03→10/09</b>								
 <b>Radbremszylinder</b>								
1.2	44	08/03→10/09	➡	→ 08/05; für erhöhte Nutzlast		24.3222-1715.3	020433	BDX Ø 22,2 ALU
1.5 dCi	42	08/03→10/09	➡	→ 08/05; nicht für erhöhte Nutzlast		24.3222-1716.3	020434	BDX Ø 22,2 ALU
1.5 dCi	48	08/03→10/09						
1.5 dCi	60	08/03→10/09						
1.2 16V	55	04/06→10/09	➡	für erhöhte Nutzlast		24.3222-1715.3	020433	BDX Ø 22,2 ALU
1.4	55	08/03→10/09						
↓								



	kw			 	! #		
<b>NISSAN - KUBISTAR (X76) 08/03→10/09</b>							
 <b>Radbremszylinder</b>							
1.5 dCi 70	50	04/06→10/09	➡	nicht für erhöhte Nutzlast	24.3222-1716.3	020434	BDX Ø 22,2 ALU
1.5 dCi 85	62	04/06→10/09					
1.6 16V	70	08/03→10/09					
1.5 dCi	45	08/05→10/09	➡	09/05→; für erhöhte Nutzlast	24.3222-1715.3	020433	BDX Ø 22,2 ALU
			➡	09/05→; nicht für erhöhte Nutzlast	24.3222-1716.3	020434	BDX Ø 22,2 ALU
<b>Zubehörsatz, Bremsbacken</b>							
1.2	44	08/03→10/09	➡	→ 08/05; für erhöhte Nutzlast	03.0137-9228.2	669228	BDX
1.5 dCi	42	08/03→10/09					
1.5 dCi	48	08/03→10/09	➡	→ 08/05; nicht für erhöhte Nutzlast	03.0137-9233.2	669233	
1.5 dCi	60	08/03→10/09					
1.2 16V	55	04/06→10/09	➡	für erhöhte Nutzlast	03.0137-9228.2	669228	BDX
1.4	55	08/03→10/09					
1.5 dCi 70	50	04/06→10/09	➡	nicht für erhöhte Nutzlast	03.0137-9233.2	669233	
1.5 dCi 85	62	04/06→10/09					
1.6 16V	70	08/03→10/09					
1.5 dCi	45	08/05→10/09	➡	09/05→; für erhöhte Nutzlast	03.0137-9228.2	669228	BDX
			➡	09/05→; nicht für erhöhte Nutzlast	03.0137-9233.2	669233	
 <b>Bremstrommel</b>							
1.2	44	08/03→10/09	➡	→ 08/05; nicht für erhöhte Nutzlast	24.0220-3010.1	480081	Ø 203,0 x 50,5 / 204,5 - RLG / - ABS Ring
1.5 dCi	42	08/03→10/09					
1.5 dCi	48	08/03→10/09					
1.5 dCi	60	08/03→10/09					
1.2 16V	55	04/06→10/09	➡	nicht für erhöhte Nutzlast	24.0220-3010.1	480081	Ø 203,0 x 50,5 / 204,5 - RLG / - ABS Ring
1.4	55	08/03→10/09					
1.5 dCi 70	50	04/06→10/09					
1.5 dCi 85	62	04/06→10/09					
1.6 16V	70	08/03→10/09					
1.5 dCi	45	08/05→10/09	➡	09/05→; nicht für erhöhte Nutzlast	24.0220-3010.1	480081	Ø 203,0 x 50,5 / 204,5 - RLG / - ABS Ring
 <b>Bremsbackensatz</b>							
1.2	44	08/03→10/09	➡	→ 08/05; nicht für erhöhte Nutzlast	03.0137-0350.2	650350	Ø 203 x 39 + HEB
1.5 dCi	42	08/03→10/09			03.0520-5722.3	695722	BDX Ø 203 x 39 Ø 22,2 + RZ / + Zub TopKit
1.5 dCi	48	08/03→10/09					
1.5 dCi	60	08/03→10/09	➡	→ 08/05; für erhöhte Nutzlast	03.0137-0351.2	650351	BDX Ø 229 x 42 + HEB
					03.0520-5622.3	695622	BDX Ø 229 x 42 Ø 22,2 + RZ / + Zub TopKit
1.2 16V	55	04/06→10/09	➡	nicht für erhöhte Nutzlast	03.0137-0350.2	650350	Ø 203 x 39 + HEB
1.4	55	08/03→10/09			03.0520-5722.3	695722	BDX Ø 203 x 39 Ø 22,2 + RZ / + Zub TopKit
1.5 dCi 70	50	04/06→10/09					
1.5 dCi 85	62	04/06→10/09	➡	für erhöhte Nutzlast	03.0137-0351.2	650351	BDX Ø 229 x 42 + HEB
1.6 16V	70	08/03→10/09			03.0520-5622.3	695622	BDX Ø 229 x 42 Ø 22,2 + RZ / + Zub TopKit
1.5 dCi	45	08/05→10/09	➡	09/05→; nicht für erhöhte Nutzlast	03.0137-0350.2	650350	Ø 203 x 39 + HEB
					03.0520-5722.3	695722	BDX Ø 203 x 39 Ø 22,2 + RZ / + Zub TopKit
			➡	09/05→; für erhöhte Nutzlast	03.0137-0351.2	650351	BDX Ø 229 x 42 + HEB
					03.0520-5622.3	695622	BDX Ø 229 x 42 Ø 22,2 + RZ / + Zub TopKit
 <b>Seilzug, Feststellbremse</b>							
1.2	44	08/03→10/09	➡	☐; → 08/05; Trommelbremse	24.3727-1041.2	581041	L= 1.423
1.5 dCi	42	08/03→10/09					
1.5 dCi	48	08/03→10/09	➡	☐; → 08/05; Trommelbremse	24.3727-1042.2	581042	L= 1.421
1.5 dCi	60	08/03→10/09					
1.2 16V	55	04/06→10/09	➡	☐; Trommelbremse	24.3727-1041.2	581041	L= 1.423
1.4	55	08/03→10/09					
1.5 dCi 70	50	04/06→10/09	➡	☐; Trommelbremse	24.3727-1042.2	581042	L= 1.421
1.5 dCi 85	62	04/06→10/09					
1.6 16V	70	08/03→10/09					
1.5 dCi	45	08/05→10/09	➡	☐; 09/05→; Trommelbremse	24.3727-1041.2	581041	L= 1.423
			➡	☐; 09/05→; Trommelbremse	24.3727-1042.2	581042	L= 1.421
<b>NISSAN - KUBISTAR Kasten (X80) 08/03→</b>							
 <b>Radbremszylinder</b>							
1.2	44	08/03→	➡	→ 08/05; für erhöhte Nutzlast	24.3222-1715.3	020433	BDX Ø 22,2 ALU
1.5 dCi	48	08/03→					
1.5 dCi	60	08/03→	➡	→ 08/05; nicht für erhöhte Nutzlast	24.3222-1716.3	020434	BDX Ø 22,2 ALU
1.2 16V	55	04/06→	➡	→ 10/09; für erhöhte Nutzlast	24.3222-1715.3	020433	BDX Ø 22,2 ALU
↓							















	kw				! #		
<b>NISSAN - KUBISTAR Kasten (X80) 08/03→</b>							
 <b>Radbremszylinder</b>							
1.5 dCi 70 1.6 16V	50 70	04/06→03/10 08/03→	➡	→ 10/09; nicht für erhöhte Nutzlast	24.3222-1716.3	020434	BDX Ø 22,2 ALU
1.5 dCi	45	08/05→	➡	09/05→ 10/09; für erhöhte Nutzlast	24.3222-1715.3	020433	BDX Ø 22,2 ALU
			➡	09/05→ 10/09; nicht für erhöhte Nutzlast	24.3222-1716.3	020434	BDX Ø 22,2 ALU
<b>Zubehörsatz, Bremsbacken</b>							
1.2 1.5 dCi 1.5 dCi	44 48 60	08/03→ 08/03→ 08/03→	➡	→ 08/05; für erhöhte Nutzlast	03.0137-9228.2	669228	BDX
			➡	→ 08/05; nicht für erhöhte Nutzlast	03.0137-9233.2	669233	
1.2 16V 1.5 dCi 70 1.6 16V	55 50 70	04/06→ 04/06→03/10 08/03→	➡	→ 10/09; für erhöhte Nutzlast	03.0137-9228.2	669228	BDX
			➡	→ 10/09; nicht für erhöhte Nutzlast	03.0137-9233.2	669233	
1.5 dCi	45	08/05→	➡	09/05→ 10/09; für erhöhte Nutzlast	03.0137-9228.2	669228	BDX
			➡	09/05→ 10/09; nicht für erhöhte Nutzlast	03.0137-9233.2	669233	
 <b>Bremstrommel</b>							
1.2 1.5 dCi 1.5 dCi	44 48 60	08/03→ 08/03→ 08/03→	➡	→ 08/05; nicht für erhöhte Nutzlast	24.0220-3010.1	480081	Ø 203,0 x 50,5 / 204,5 - RLG / - ABS Ring
1.2 16V 1.5 dCi 70 1.6 16V	55 50 70	04/06→ 04/06→03/10 08/03→	➡	→ 10/09; nicht für erhöhte Nutzlast	24.0220-3010.1	480081	Ø 203,0 x 50,5 / 204,5 - RLG / - ABS Ring
1.5 dCi	45	08/05→	➡	09/05→ 10/09; nicht für erhöhte Nutzlast	24.0220-3010.1	480081	Ø 203,0 x 50,5 / 204,5 - RLG / - ABS Ring
 <b>Bremsbackensatz</b>							
1.2 1.5 dCi 1.5 dCi	44 48 60	08/03→ 08/03→ 08/03→	➡	→ 08/05; nicht für erhöhte Nutzlast	03.0137-0350.2	650350	Ø 203 x 39 + HEB
			➡	→ 08/05; für erhöhte Nutzlast	03.0520-5722.3	695722	BDX Ø 203 x 39 Ø 22,2 + RZ / + Zub TopKit
			➡	→ 08/05; für erhöhte Nutzlast	03.0137-0351.2	650351	BDX Ø 229 x 42 + HEB
			➡	→ 08/05; für erhöhte Nutzlast	03.0520-5622.3	695622	BDX Ø 229 x 42 Ø 22,2 + RZ / + Zub TopKit
1.2 16V 1.5 dCi 70 1.6 16V	55 50 70	04/06→ 04/06→03/10 08/03→	➡	→ 10/09; nicht für erhöhte Nutzlast	03.0137-0350.2	650350	Ø 203 x 39 + HEB
			➡	→ 10/09; für erhöhte Nutzlast	03.0520-5722.3	695722	BDX Ø 203 x 39 Ø 22,2 + RZ / + Zub TopKit
			➡	→ 10/09; für erhöhte Nutzlast	03.0137-0351.2	650351	BDX Ø 229 x 42 + HEB
			➡	→ 10/09; für erhöhte Nutzlast	03.0520-5622.3	695622	BDX Ø 229 x 42 Ø 22,2 + RZ / + Zub TopKit
1.5 dCi	45	08/05→	➡	09/05→ 10/09; nicht für erhöhte Nutzlast	03.0137-0350.2	650350	Ø 203 x 39 + HEB
			➡	09/05→ 10/09; für erhöhte Nutzlast	03.0520-5722.3	695722	BDX Ø 203 x 39 Ø 22,2 + RZ / + Zub TopKit
			➡	09/05→ 10/09; für erhöhte Nutzlast	03.0137-0351.2	650351	BDX Ø 229 x 42 + HEB
			➡	09/05→ 10/09; für erhöhte Nutzlast	03.0520-5622.3	695622	BDX Ø 229 x 42 Ø 22,2 + RZ / + Zub TopKit
 <b>Seilzug, Feststellbremse</b>							
1.2 1.5 dCi 1.5 dCi	44 48 60	08/03→ 08/03→ 08/03→	➡	☐; → 08/05; Trommelbremse	24.3727-1041.2	581041	L= 1.423
			➡	☐; → 08/05; Trommelbremse	24.3727-1042.2	581042	L= 1.421
1.2 16V 1.5 dCi 70 1.6 16V	55 50 70	04/06→ 04/06→03/10 08/03→	➡	☐; → 10/09; Trommelbremse	24.3727-1041.2	581041	L= 1.423
			➡	☐; → 10/09; Trommelbremse	24.3727-1042.2	581042	L= 1.421
1.5 dCi	45	08/05→	➡	☐; 09/05→ 10/09; Trommelbremse	24.3727-1041.2	581041	L= 1.423
			➡	☐; 09/05→ 10/09; Trommelbremse	24.3727-1042.2	581042	L= 1.421
<b>NISSAN - LEAF (ZE0) 11/10→</b>							
 <b>Bremsbackensatz, Feststellbremse</b>							
Electric	80	11/10→			03.0137-3012.2	653012	Ø 172 x 32 - HEB
<b>NISSAN - MICRA II (K11) 01/92→12/07</b>							
 <b>Radbremszylinder</b>							
1.0 i 16V 1.3 i 16V	40 55	08/92→09/00 08/92→09/00	➡	→ 08/00; - ABS	24.3217-1708.3	020414	Ø 17,78 GG
1.0 i 16V 1.4 i 16V	44 60	09/00→02/03 09/00→02/03	➡	→ 12/02; - ABS	24.3217-1708.3	020414	Ø 17,78 GG
1.5 D ↓	42	02/98→02/03	➡	→ 12/02	24.3217-1708.3	020414	Ø 17,78 GG














	kw			 	! #		
<b>NISSAN - MICRA II (K11) 01/92→12/07</b>							
<b>Zubehörsatz, Bremsbacken</b>							
1.0 i 16V 1.3 i 16V	40 55	08/92→09/00 08/92→09/00	➡	02/98→ 08/00; - ABS		03.0137-9180.2 669180	
			➡	→ 01/98; - ABS		03.0137-9180.2 669180	
1.0 i 16V 1.4 i 16V	44 60	09/00→02/03 09/00→02/03	➡	→ 12/02; - ABS		03.0137-9180.2 669180	
1.5 D	42	02/98→02/03	➡	→ 12/02		03.0137-9180.2 669180	
<b> Bremstrommel</b>							
1.0 i 16V 1.3 i 16V	40 55	08/92→09/00 08/92→09/00	➡	→ 08/00; - ABS; ohne Leichtmetallfelge		24.0218-0043.1 480165	Ø 180,0 x 32,8 / 181
1.0 i 16V 1.4 i 16V	44 60	09/00→02/03 09/00→02/03	➡	→ 12/02; - ABS; ohne Leichtmetallfelge		24.0218-0043.1 480165	Ø 180,0 x 32,8 / 181
1.5 D	42	02/98→02/03	➡	→ 12/02; ohne Leichtmetallfelge		24.0218-0043.1 480165	Ø 180,0 x 32,8 / 181
<b> Bremsbackensatz</b>							
1.0 i 16V 1.3 i 16V	40 55	08/92→09/00 08/92→09/00	➡	→ 01/98; - ABS		03.0137-0275.2 650275 03.0420-3317.3 683317 03.0520-3317.3 693317	Ø 180 x 27 + HEB Ø 180 x 27 Ø 17,78 + RZ / + Zub Kit Ø 180 x 27 Ø 17,78 + RZ / + Zub TopKit
			➡	02/98→ 08/00; - ABS		03.0137-0413.2 650413 03.0520-4217.3 694217	Ø 180 x 27 + HEB Ø 180 x 27 Ø 17,78 + RZ / + Zub TopKit
1.0 i 16V 1.4 i 16V	44 60	09/00→02/03 09/00→02/03	➡	→ 12/02; - ABS		03.0137-0413.2 650413 03.0520-4217.3 694217	Ø 180 x 27 + HEB Ø 180 x 27 Ø 17,78 + RZ / + Zub TopKit
1.5 D	42	02/98→02/03	➡	→ 12/02		03.0137-0413.2 650413 03.0520-4217.3 694217	Ø 180 x 27 + HEB Ø 180 x 27 Ø 17,78 + RZ / + Zub TopKit
<b> Seilzug, Feststellbremse</b>							
1.0 i 16V 1.3 i 16V	40 55	08/92→09/00 08/92→09/00	⬅	⬆; → 08/00; - ABS; Trommelbremse		24.3727-1701.2 581701	L= 250
			⬅	⬆; → 08/00; + ABS; Scheibenbremse		24.3727-1701.2 581701	L= 250
			➡	⬆; → 08/00; - ABS; Trommelbremse		24.3727-1704.2 581704	L= 1.433
			➡	⬆; → 08/00; - ABS; Trommelbremse		24.3727-1705.2 581705	L= 1.410
			➡	⬆; → 08/00; + ABS; Scheibenbremse		24.3727-1714.2 581714	L= 1.310
			➡	⬆; → 08/00; + ABS; Scheibenbremse		24.3727-1715.2 581715	L= 1.287
1.0 i 16V 1.4 i 16V	44 60	09/00→02/03 09/00→02/03	⬅	⬆; → 12/02; - ABS; Trommelbremse		24.3727-1701.2 581701	L= 250
			⬅	⬆; → 12/02; + ABS; Scheibenbremse		24.3727-1701.2 581701	L= 250
			➡	⬆; → 12/02; + ABS; Scheibenbremse		24.3727-1714.2 581714	L= 1.310
			➡	⬆; → 12/02; + ABS; Scheibenbremse		24.3727-1715.2 581715	L= 1.287
1.5 D	42	02/98→02/03	⬅	⬆; 09/00→ 12/02; Trommelbremse		24.3727-1701.2 581701	L= 250
			⬅	⬆; → 08/00; Trommelbremse		24.3727-1701.2 581701	L= 250
			➡	⬆; → 08/00; Trommelbremse		24.3727-1704.2 581704	L= 1.433
			➡	⬆; → 08/00; Trommelbremse		24.3727-1705.2 581705	L= 1.410
<b>NISSAN - MICRA III (K12) 03/02→06/10</b>							
<b> Radbremszylinder</b>							
1.0 16V 1.2 16V 1.2 16V 1.2 LPG 1.3 1.4 16V 1.5 dCi 1.5 dCi 1.5 dCi 1.5 dCi 160 SR	48 48 59 59 60 65 48 50 60 63 81	01/03→06/10 01/03→06/10 01/03→06/10 06/05→06/10 08/04→ 01/03→06/10 01/03→06/10 06/05→06/10 09/03→06/10 06/05→06/10 05/05→06/10	➡			24.3219-1755.3 020508	Ø 19,05 ALU
<b>Zubehörsatz, Bremsbacken</b>							
1.0 16V 1.2 16V 1.2 16V 1.2 LPG 1.3 1.4 16V 1.5 dCi	48 48 59 59 60 65 48	01/03→06/10 01/03→06/10 01/03→06/10 06/05→06/10 08/04→ 01/03→06/10 01/03→06/10	➡			03.0137-9280.2 669280	
















	kW			 	! #		
<b>NISSAN - MICRA III (K12) 03/02→06/10</b>							
<b>Zubehörsatz, Bremsbacken</b>							
1.5 dCi	50	06/05→06/10	➔			03.0137-9280.2	669280
1.5 dCi	60	09/03→06/10					
1.5 dCi	63	06/05→06/10					
160 SR	81	05/05→06/10					
<b> Bremstrommel</b>							
1.0 16V	48	01/03→06/10	➔			24.0220-3030.1	480180
1.2 16V	48	01/03→06/10					
1.2 16V	59	01/03→06/10					
1.2 LPG	59	06/05→06/10					
1.3	60	08/04→					
1.4 16V	65	01/03→06/10					
1.5 dCi	48	01/03→06/10					
1.5 dCi	50	06/05→06/10					
1.5 dCi	60	09/03→06/10					
1.5 dCi	63	06/05→06/10					
160 SR	81	05/05→06/10					
<b> Bremsbackensatz</b>							
1.0 16V	48	01/03→06/10	➔			03.0137-0454.2	650454
1.2 16V	48	01/03→06/10					
1.2 16V	59	01/03→06/10				03.0520-6419.3	696419
1.3	60	08/04→					
1.4 16V	65	01/03→06/10					
1.5 dCi	48	01/03→06/10					
1.5 dCi	50	06/05→06/10					
1.5 dCi	60	09/03→06/10					
1.5 dCi	63	06/05→06/10					
160 SR	81	05/05→06/10					
1.2 LPG	59	06/05→06/10	➔			03.0137-0454.2	650454
<b> Seilzug, Feststellbremse</b>							
1.0 16V	48	01/03→06/10	←	 ; Trommelbremse		24.3727-1722.2	581722
1.2 16V	48	01/03→06/10	➔				
1.2 16V	59	01/03→06/10	➔	 ; Trommelbremse		24.3727-1718.2	581718
1.2 LPG	59	06/05→06/10	➔				
1.3	60	08/04→	➔	 ; Trommelbremse		24.3727-1719.2	581719
1.4 16V	65	01/03→06/10					
1.5 dCi	48	01/03→06/10					
1.5 dCi	50	06/05→06/10					
1.5 dCi	60	09/03→06/10					
1.5 dCi	63	06/05→06/10					
160 SR	81	05/05→06/10					
<b>NISSAN - MICRA IV (K13) 05/10→</b>							
<b> Radbremszylinder</b>							
1.2	56	05/10→	➔	→ 09/15		24.3219-1768.3	020561
1.2	59	05/10→	➔			24.3219-1768.3	020561
1.2 DIG-S	72	04/11→					
<b>Zubehörsatz, Bremsbacken</b>							
1.2	56	05/10→	➔	→ 09/15		03.0137-9274.2	669274
1.2	59	05/10→	➔			03.0137-9274.2	669274
1.2 DIG-S	72	04/11→					
<b> Bremsbackensatz</b>							
1.2	56	05/10→	➔	→ 09/15		03.0137-0510.2	650510
1.2	59	05/10→	➔			03.0137-0510.2	650510
1.2 DIG-S	72	04/11→					
<b>NISSAN - MICRA C+C III (K12) 08/05→</b>							
<b> Radbremszylinder</b>							
1.4 16V	65	08/05→	➔	→ 12/10		24.3219-1755.3	020508
1.6 160 SR	81	08/05→					
<b>Zubehörsatz, Bremsbacken</b>							
1.4 16V	65	08/05→	➔	→ 12/10		03.0137-9280.2	669280
1.6 160 SR	81	08/05→					
<b> Bremstrommel</b>							
1.4 16V	65	08/05→	➔	→ 12/10		24.0220-3030.1	480180
1.6 160 SR	81	08/05→					
↓							












































	kW			 	! #		
<b>NISSAN - MICRA C+C III (K12) 08/05→</b>							
 <b>Bremsbackensatz</b>							
1.4 16V 1.6 160 SR	65 81	08/05→ 08/05→	➔	→ 12/10		03.0137-0454.2 650454 03.0520-6419.3 696419	AP Ø 203 x 38 + HEB AP Ø 203 x 38 Ø 19,05 + RZ / + Zub TopKit
 <b>Seilzug, Feststellbremse</b>							
1.4 16V 1.6 160 SR	65 81	08/05→ 08/05→	←	☒; → 12/10; Trommelbremse		24.3727-1722.2 581722	L= 200
			➔	☐; → 12/10; Trommelbremse		24.3727-1718.2 581718	L= 1.540
			➔	☒; → 12/10; Trommelbremse		24.3727-1719.2 581719	L= 1.604
<b>NISSAN - MURANO I (Z50) 08/03→09/08</b>							
 <b>Bremsbackensatz, Feststellbremse</b>							
3.5 3.5 3.5 4x4	172 180 180	08/03→10/07 08/03→10/07 11/04→06/08				03.0137-3041.2 653041	Ø 190 x 33 - HEB
3.5 3.5 4x4 3.5 4x4 3.5 4x4	198 170 172 198	09/06→ 01/06→09/08 08/03→09/08 09/06→		→ 06/08		03.0137-3041.2 653041	Ø 190 x 33 - HEB
<b>NISSAN - MURANO II (Z51) 10/07→09/14</b>							
 <b>Bremsbackensatz, Feststellbremse</b>							
2.5 dCi 4x4 3.5 3.5 3.5 3.5 4x4 3.5 4x4 3.5 4x4	140 172 191 195 183 188 195	01/10→09/14 11/07→ 01/11→09/14 11/07→09/14 12/10→09/14 10/08→09/14 11/07→09/14	➔			03.0137-3041.2 653041	Ø 190 x 33 - HEB
3.5 4x4	191	12/09→09/14	➔	01/11→		03.0137-3041.2 653041	Ø 190 x 33 - HEB
<b>NISSAN - MURANO III (Z52_) 10/14→</b>							
 <b>Bremsbackensatz, Feststellbremse</b>							
3.5 V6 3.5 V6 ALL MODE 4x4-i (Z52R)	183 183	01/16→ 01/16→		06/16→		03.0137-3041.2 653041 03.0137-3041.2 653041	Ø 190 x 33 - HEB Ø 190 x 33 - HEB
<b>NISSAN - NAVARA (D21) 11/85→03/08</b>							
<b>Zubehörsatz, Bremsbacken</b>							
2.4 4x4 2.4 4x4 2.4 4x4 2.4 4x4	74 79 80 91	01/86→12/96 01/92→12/96 01/92→12/97 06/92→02/97	➔	10/88→		03.0137-9290.2 669290 03.0137-9290.2 669290	
 <b>Bremsbackensatz</b>							
2.4 4x4 2.4 4x4 2.4 4x4 2.4 4x4	74 79 80 91	01/86→12/96 01/92→12/96 01/92→12/97 06/92→02/97	➔	10/88→		03.0137-0319.2 650319 03.0137-0319.2 650319	Ø 295 x 52 Ø 295 x 52
<b>NISSAN - NAVARA (D22_) 01/97→</b>							
 <b>Radbremszylinder</b>							
2.4 4x4 2.5 D 4x4 2.5 D 4x4 3.2 D 4x4 3.3 4x4	93 96 98 76 125	01/97→09/02 01/08→ 11/01→ 01/98→10/01 11/01→04/07	➔	02/98→ 10/01 → 04/05 10/98→		24.3222-1747.3 020576 24.3222-1743.3 020575 24.3222-1743.3 020575 24.3222-1743.3 020575 24.3222-1743.3 020575 24.3222-1747.3 020576	Ø 22,2 ALU Ø 22,2 GG Ø 22,2 GG Ø 22,2 GG Ø 22,2 ALU Ø 22,2 ALU
<b>Zubehörsatz, Bremsbacken</b>							
2.4 2.4 4x4 2.5 D 2.5 D 4x4 3.3 4x4 2.5 D 4x4	93 93 98 96 125 98	01/97→09/02 01/97→09/02 01/08→ 01/08→ 11/01→04/07 11/01→	➔	02/98→ 10/01 02/98→ 10/01 → 04/05		03.0137-9273.2 669273 03.0137-9290.2 669290 03.0137-9273.2 669273 03.0137-9290.2 669290 03.0137-9290.2 669290 03.0137-9290.2 669290	
↓							

	kw					! #		
<b>NISSAN - NAVARA (D22_) 01/97→</b>								
<b>Zubehörsatz, Bremsbacken</b>								
3.2 D 4x4	76	01/98→10/01	➡	10/98→			03.0137-9290.2 669290	
<b> Bremsbackensatz</b>								
2.4	93	01/97→09/02	➡	02/98→ 10/01			03.0137-0310.2 650310	Ø 260 x 52
2.4 4x4	93	01/97→09/02	➡	02/98→ 10/01			03.0137-0319.2 650319	Ø 295 x 52
2.5 D	98	01/08→	➡				03.0137-0310.2 650310	Ø 260 x 52
2.5 D 4x4	96	01/08→	➡				03.0137-0319.2 650319	Ø 295 x 52
3.3 4x4	125	11/01→04/07						
2.5 D 4x4	98	11/01→	➡	→ 04/05			03.0137-0319.2 650319	Ø 295 x 52
3.2 D 4x4	76	01/98→10/01	➡	10/98→			03.0137-0319.2 650319	Ø 295 x 52
<b>NISSAN - NAVARA Pick-up (D23) 07/14→</b>								
<b> Bremsbackensatz</b>								
2.3 dCi	140	10/15→	➡				03.0137-0519.2 650519	Ø 294 x 56 - HEB
2.3 dCi 4x4 (D231)	140	10/15→						
2.3 dCi (D231)	120	01/15→	➡	10/15→			03.0137-0519.2 650519	Ø 294 x 56 - HEB
2.3 dCi 4x4 (D231)	120	01/15→						
<b>NISSAN - NAVARA Pritsche/Fahrgestell (D22) 03/97→</b>								
<b> Radbremszylinder</b>								
2.4 4WD	110	08/99→12/05	➡	11/01→ 04/05			24.3222-1743.3 020575	Ø 22,2 GG
							24.3222-1747.3 020576	Ø 22,2 ALU
2.4 i 4WD	93	03/97→08/99	➡	02/98→			24.3222-1747.3 020576	Ø 22,2 ALU
2.5 Di 4WD	98	02/02→	➡	→ 04/05			24.3222-1743.3 020575	Ø 22,2 GG
3.0 TD 4WD	110	12/01→01/08						
3.0	120	06/00→04/04	➡				24.3222-1743.3 020575	Ø 22,2 GG
							24.3222-1747.3 020576	Ø 22,2 ALU
3.2 D 4WD	76	04/98→12/01	➡	10/98→			24.3222-1743.3 020575	Ø 22,2 GG
							24.3222-1747.3 020576	Ø 22,2 ALU
<b>Zubehörsatz, Bremsbacken</b>								
2.4	110	08/99→12/05	➡	01/03→			03.0137-9273.2 669273	
2.4 4WD	110	08/99→12/05	➡	11/04→ 04/05			03.0137-9290.2 669290	
2.4 i	93	03/97→08/99	➡	02/98→			03.0137-9273.2 669273	
2.4 i 4WD	93	03/97→08/99	➡	02/98→			03.0137-9290.2 669290	
2.5 Di	98	02/02→	➡	→ 04/05			03.0137-9273.2 669273	
2.5 Di 4WD	98	02/02→	➡	→ 04/05			03.0137-9290.2 669290	
3.0 TD 4WD	110	12/01→01/08						
2.7 TD	73	03/97→12/01	➡	02/98→ 10/01			03.0137-9273.2 669273	
3.0	120	06/00→04/04	➡				03.0137-9290.2 669290	
3.2 D 4WD	76	04/98→12/01	➡	10/98→			03.0137-9290.2 669290	
<b> Bremsbackensatz</b>								
2.4	110	08/99→12/05	➡	01/03→			03.0137-0310.2 650310	Ø 260 x 52
2.4 4WD	110	08/99→12/05	➡	11/04→ 04/05			03.0137-0319.2 650319	Ø 295 x 52
2.4 i	93	03/97→08/99	➡	02/98→			03.0137-0310.2 650310	Ø 260 x 52
2.4 i 4WD	93	03/97→08/99	➡	02/98→			03.0137-0319.2 650319	Ø 295 x 52
2.5 Di	98	02/02→	➡	→ 04/05			03.0137-0310.2 650310	Ø 260 x 52
2.5 Di 4WD	98	02/02→	➡	→ 04/05			03.0137-0319.2 650319	Ø 295 x 52
3.0 TD 4WD	110	12/01→01/08						
2.7 TD	73	03/97→12/01	➡	02/98→ 10/01			03.0137-0310.2 650310	Ø 260 x 52
3.0	120	06/00→04/04	➡				03.0137-0319.2 650319	Ø 295 x 52
3.2 D 4WD	76	04/98→12/01	➡	10/98→			03.0137-0319.2 650319	Ø 295 x 52
<b>NISSAN - NAVARA Pritsche/Fahrgestell (D23) 01/15→</b>								
<b> Bremsbackensatz</b>								
2.3 dCi 4x4	120	01/15→	➡	10/15→			03.0137-0519.2 650519	Ø 294 x 56 - HEB
<b>NISSAN - NOTE (E11, NE11) 01/05→06/12</b>								
<b> Radbremszylinder</b>								
1.4	65	03/06→06/12	➡				24.3219-1755.3 020508	Ø 19,05 ALU














	kw			 	! #		
<b>NISSAN - NOTE (E11, NE11) 01/05→06/12</b>							
 <b>Radbremszylinder</b>							
1.5 dCi	50	03/06→06/12	➔			24.3219-1755.3 020508	Ø 19,05 ALU
1.5 dCi	63	03/06→06/12					
1.5 dCi	66	09/10→06/12					
1.5 dCi	76	07/08→06/12					
1.6	81	03/06→06/12					
<b>Zubehörsatz, Bremsbacken</b>							
1.4	65	03/06→06/12	➔			03.0137-9280.2 669280	
1.5 dCi	50	03/06→06/12					
1.5 dCi	63	03/06→06/12					
1.5 dCi	66	09/10→06/12					
1.5 dCi	76	07/08→06/12					
1.6	81	03/06→06/12					
 <b>Bremstrommel</b>							
1.4	65	03/06→06/12	➔			24.0220-3030.1 480180	Ø 203,0 x 50,5 / 204,5 - RLG / - ABS Ring
1.5 dCi	50	03/06→06/12					
1.5 dCi	63	03/06→06/12					
1.5 dCi	66	09/10→06/12					
1.5 dCi	76	07/08→06/12					
1.6	81	03/06→06/12					
 <b>Bremsbackensatz</b>							
1.4	65	03/06→06/12	➔			03.0137-0454.2 650454	AP Ø 203 x 38 + HEB
1.5 dCi	50	03/06→06/12				03.0520-6419.3 696419	AP Ø 203 x 38 Ø 19,05 + RZ / + Zub TopKit
1.5 dCi	63	03/06→06/12					
1.5 dCi	66	09/10→06/12					
1.5 dCi	76	07/08→06/12					
1.6	81	03/06→06/12					
 <b>Seilzug, Feststellbremse</b>							
1.4	65	03/06→06/12	←	☒; Trommelbremse		24.3727-1722.2 581722	L= 200
1.5 dCi	50	03/06→06/12					
1.5 dCi	63	03/06→06/12	➔	☐; Trommelbremse		24.3727-1744.2 581744	L= 1.706
1.5 dCi	66	09/10→06/12					
1.5 dCi	76	07/08→06/12	➔	☐; Trommelbremse		24.3727-1745.2 581745	L= 1.770
1.6	81	03/06→06/12					
<b>NISSAN - NOTE (E12) 06/13→</b>							
 <b>Radbremszylinder</b>							
1.2	59	06/13→	➔			24.3219-1768.3 020561	Ø 19,05 ALU
1.2 DIG-S	72	06/13→					
1.2 LPG	56	03/15→					
1.5 dCi	66	06/13→					
<b>NISSAN - NP300 NAVARA (D40) 10/04→</b>							
 <b>Radbremszylinder</b>							
2.5 dCi	106	07/05→	➔			24.3222-1702.3 020525	Ø 22,2 ALU
2.5 dCi	120	10/06→					
2.5 dCi	128	12/05→					
2.5 dCi 4WD	106	10/08→					
2.5 dCi 4WD	126	10/06→					
2.5 dCi 4WD	128	07/05→					
2.5 dCi 4WD	140	12/09→					
3.0 dCi 4WD	170	02/10→					
4.0 4WD	198	12/05→	➔	02/10→		24.3222-1702.3 020525	Ø 22,2 ALU
 <b>Bremsbackensatz</b>							
2.5 dCi	106	07/05→	➔			03.0137-0519.2 650519	Ø 294 x 56 - HEB
2.5 dCi	120	10/06→					
2.5 dCi	128	12/05→					
2.5 dCi 4WD	106	10/08→					
2.5 dCi 4WD	126	10/06→					
2.5 dCi 4WD	128	07/05→					
2.5 dCi 4WD	140	12/09→					
3.0 dCi 4WD	170	02/10→					
4.0 4WD	198	12/05→	➔	02/10→		03.0137-0519.2 650519	Ø 294 x 56 - HEB
<b>NISSAN - NP300 NAVARA Pritsche/Fahrgestell (D40) 08/08→</b>							
 <b>Radbremszylinder</b>							
2.5 dCi	140	03/10→	➔			24.3222-1702.3 020525	Ø 22,2 ALU
2.5 dCi 4WD	126	08/08→					
3.0 dCi	170	03/10→					
2.5 dCi 4WD	106	08/08→	➔	10/08→		24.3222-1702.3 020525	Ø 22,2 ALU
↓							















	kw					! #		
<b>NISSAN - NP300 NAVARA Pritsche/Fahrgestell (D40) 08/08→</b>								
 <b>Bremsbackensatz</b>								
2.5 dCi	140	03/10→	➔				03.0137-0519.2 650519	Ø 294 x 56 - HEB
2.5 dCi 4WD	126	08/08→						
3.0 dCi	170	03/10→						
2.5 dCi 4WD	106	08/08→	➔	10/08→			03.0137-0519.2 650519	Ø 294 x 56 - HEB
<b>NISSAN - NP300 PICKUP (D22) 04/08→</b>								
 <b>Radbremszylinder</b>								
2.5 dCi	98	04/08→	➔				24.3222-1702.3 020525	Ø 22,2 ALU
2.5 dCi 4x4	98	04/08→						
 <b>Bremsbackensatz</b>								
2.5 dCi	98	04/08→	➔				03.0137-0519.2 650519	Ø 294 x 56 - HEB
2.5 dCi 4x4	98	04/08→						
<b>NISSAN - NV200 Kasten/Kombi 02/10→</b>								
 <b>Radbremszylinder</b>								
1.5 dci (M20, M20M)	63	02/10→	➔				24.3222-1735.3 020554	Ø 22,2 GG
1.5 dci (M20, M20M)	66	04/11→						
1.5 dci (M20, M20M)	81	04/11→						
1.6 16V (M20, M20M)	81	02/10→						
 <b>Bremsbackensatz</b>								
1.5 dci (M20, M20M)	63	02/10→	➔				03.0137-0513.2 650513	Ø 229 x 37
1.5 dci (M20, M20M)	66	04/11→						
1.5 dci (M20, M20M)	81	04/11→						
1.6 16V (M20, M20M)	81	02/10→						
<b>NISSAN - PATHFINDER II (R50) 09/95→12/04</b>								
 <b>Radbremszylinder</b>								
2.7 TD 4WD	96	09/97→12/04	➔	03/98→ 10/00			24.3222-1747.3 020576	Ø 22,2 ALU
3.2 TD 4WD	110	09/97→12/04						
3.3 V6 4WD	110	03/98→10/00	➔				24.3222-1747.3 020576	Ø 22,2 ALU
3.3 V6 4WD	125	09/97→12/04						
3.5 V6 4WD	162	11/00→12/04	➔	06/01→			24.3222-1743.3 020575	Ø 22,2 GG
			➔	→ 05/01			24.3222-1747.3 020576	Ø 22,2 ALU
<b>Zubehörsatz, Bremsbacken</b>								
2.7 TD 4WD	96	09/97→12/04	➔	03/98→ 10/00			03.0137-9290.2 669290	
3.2 TD 4WD	110	09/97→12/04						
3.3 V6 4WD	110	03/98→10/00	➔				03.0137-9290.2 669290	
3.3 V6 4WD	125	09/97→12/04						
3.5 V6 4WD	162	11/00→12/04						
 <b>Bremsbackensatz</b>								
2.7 TD 4WD	96	09/97→12/04	➔	03/98→ 10/00			03.0137-0319.2 650319	Ø 295 x 52
3.2 TD 4WD	110	09/97→12/04						
3.3 V6 4WD	110	03/98→10/00	➔				03.0137-0319.2 650319	Ø 295 x 52
3.3 V6 4WD	125	09/97→12/04						
3.5 V6 4WD	162	11/00→12/04						
<b>NISSAN - PATHFINDER III (R51) 01/05→</b>								
 <b>Bremsbackensatz, Feststellbremse</b>								
2.5 dCi	128	01/05→	➔				03.0137-3042.2 653042	Ø 190 x 33 - HEB
2.5 dCi 4WD	120	01/05→						
2.5 dCi 4WD	126	10/06→						
2.5 dCi 4WD	128	03/05→						
2.5 dCi 4WD	140	08/10→						
3.0 dCi	170	08/10→						
4.0	198	01/05→						
4.0 4WD	198	09/05→						
<b>NISSAN - PATROL GR IV (Y60, GR) 08/87→02/98</b>								
 <b>Bremsbackensatz</b>								
2.8 TD (Y60A)	85	09/88→06/97	➔	→ 09/91			03.0137-0297.2 650297	Ø 270 x 52
<b>NISSAN - PICK UP (D21) 09/85→02/98</b>								
<b>Zubehörsatz, Bremsbacken</b>								
2.4 4WD	80	01/92→12/97	➔				03.0137-9290.2 669290	
2.4 i 12V 4WD	93	04/92→02/98						
↓								

	kw			 	! #		
<b>NISSAN - PICK UP (D21) 09/85→02/98</b>							
 <b>Bremsbackensatz</b>							
2.4 4WD 2.4 i 12V 4WD	80 93	01/92→12/97 04/92→02/98	➔			03.0137-0319.2 650319	Ø 295 x 52
<b>NISSAN - PICK UP (D22) 01/97→</b>							
 <b>Radbremszylinder</b>							
2.4 4WD 3.2 D 4WD	110 76	11/01→04/05 12/98→04/05	➔			24.3222-1743.3 020575	Ø 22,2 GG
2.4 i 4WD 2.5 TD 4WD	88 76	02/98→04/05 05/98→04/05	➔	→ 10/01		24.3222-1747.3 020576	Ø 22,2 ALU
2.4 i 4WD	93	03/97→08/99	➔	02/98→		24.3222-1747.3 020576	Ø 22,2 ALU
2.4 i 4WD 2.5 Di 4WD	98 98	03/02→04/05 03/02→04/05	➔			24.3222-1743.3 020575	Ø 22,2 GG
2.5 D 4WD	61	02/98→04/05	➔	05/98→ 10/01		24.3222-1747.3 020576	Ø 22,2 ALU
2.5 D 4WD	96	01/97→04/05	➔	11/01→		24.3222-1743.3 020575	Ø 22,2 GG
<b>Zubehörsatz, Bremsbacken</b>							
2.4 2.4 2.4 2.5 Di	87 98 110 98	02/98→10/01 11/01→04/05 01/03→04/05 03/02→04/05	➔			03.0137-9273.2 669273	
2.4	93	03/97→08/99	➔	02/98→		03.0137-9273.2 669273	
2.4	116	02/98→	➔	01/03→		03.0137-9273.2 669273	
2.4 4WD	110	11/01→04/05	➔	11/04→		03.0137-9290.2 669290	
2.4 i 2.5 D	88 61	02/98→04/05 02/98→04/05	➔	→ 10/01		03.0137-9273.2 669273	
2.4 i 4WD 2.5 TD 4WD	88 76	02/98→04/05 05/98→04/05	➔	→ 10/01		03.0137-9290.2 669290	
2.4 i 4WD	93	03/97→08/99	➔	02/98→		03.0137-9290.2 669290	
2.4 i 4WD 2.5 Di 4WD 3.2 D 4WD	98 98 76	03/02→04/05 03/02→04/05 12/98→04/05	➔			03.0137-9290.2 669290	
2.5 D 4WD	61	02/98→04/05	➔	05/98→ 10/01		03.0137-9290.2 669290	
2.5 D 4WD	96	01/97→04/05	➔	11/01→		03.0137-9290.2 669290	
 <b>Bremsbackensatz</b>							
2.4 2.4 2.4 2.5 Di	87 98 110 98	02/98→10/01 11/01→04/05 01/03→04/05 03/02→04/05	➔			03.0137-0310.2 650310	Ø 260 x 52
2.4	93	03/97→08/99	➔	02/98→		03.0137-0310.2 650310	Ø 260 x 52
2.4	116	02/98→	➔	01/03→		03.0137-0310.2 650310	Ø 260 x 52
2.4 4WD	110	11/01→04/05	➔	11/04→		03.0137-0319.2 650319	Ø 295 x 52
2.4 i 2.5 D	88 61	02/98→04/05 02/98→04/05	➔	→ 10/01		03.0137-0310.2 650310	Ø 260 x 52
2.4 i 4WD 2.5 TD 4WD	88 76	02/98→04/05 05/98→04/05	➔	→ 10/01		03.0137-0319.2 650319	Ø 295 x 52
2.4 i 4WD	93	03/97→08/99	➔	02/98→		03.0137-0319.2 650319	Ø 295 x 52
2.4 i 4WD 2.5 Di 4WD 3.2 D 4WD	98 98 76	03/02→04/05 03/02→04/05 12/98→04/05	➔			03.0137-0319.2 650319	Ø 295 x 52
2.5 D 4WD	61	02/98→04/05	➔	05/98→ 10/01		03.0137-0319.2 650319	Ø 295 x 52
2.5 D 4WD	96	01/97→04/05	➔	11/01→		03.0137-0319.2 650319	Ø 295 x 52
<b>NISSAN - PIXO (UA0) 03/09→</b>							
 <b>Radbremszylinder</b>							
1.0	50	06/09→	➔	→ 04/13		24.3219-1765.3 020547	Ø 19,05 ALU
 <b>Bremsbackensatz</b>							
1.0	50	06/09→	➔	→ 04/13		03.0137-0503.2 650503	Ø 180 x 26 - HEB
<b>NISSAN - PRIMASTAR Bus (X83) 03/01→</b>							
 <b>Seilzug, Feststellbremse</b>							
2.0	86	04/06→	←	⬆ / ⬇; für Linkslenker; kurzer Radstand; Scheibenbremse		24.3727-0796.2 580796	Satz L= 1.245 L2= 498
			←	⬆ / ⬇; für Linkslenker; langer Radstand; Scheibenbremse		24.3727-0797.2 580797	Satz L= 1.643 L2= 498
↓							















	kw			 	! #		
<b>NISSAN - PRIMASTAR Bus (X83) 03/01→</b>							
 <b>Seilzug, Feststellbremse</b>							
2.0	86	04/06→	➡	<input type="checkbox"/> ; für Linkslenker; Scheibenbremse	24.3727-1068.2	581068	L= 1.503
			➡	<input type="checkbox"/> ; für Linkslenker; Scheibenbremse	24.3727-1071.2	581071	L= 1.603
2.0 dCi 115	88	03/01→	←	<input type="checkbox"/> / <input type="checkbox"/> ; kurzer Radstand; Scheibenbremse	24.3727-0796.2	580796	Satz L= 1.245 L2= 498
dCi 120	84	09/08→					
dCi 150	84	09/06→	←	<input type="checkbox"/> / <input type="checkbox"/> ; langer Radstand; Scheibenbremse	24.3727-0797.2	580797	Satz L= 1.643 L2= 498
dCi 90	107	09/06→					
	66	09/06→	➡	<input type="checkbox"/> ; Scheibenbremse	24.3727-1068.2	581068	L= 1.503
			➡	<input type="checkbox"/> ; Scheibenbremse	24.3727-1071.2	581071	L= 1.603
dCi 100	74	03/01→	←	<input type="checkbox"/> / <input type="checkbox"/> ; → 08/06; kurzer Radstand; Scheibenbremse	24.3727-0796.2	580796	Satz L= 1.245 L2= 498
dCi 140	99	07/03→					
dCi 80	60	03/01→	←	<input type="checkbox"/> / <input type="checkbox"/> ; → 08/06; langer Radstand; Scheibenbremse	24.3727-0797.2	580797	Satz L= 1.643 L2= 498
			➡	<input type="checkbox"/> ; → 08/06; Scheibenbremse	24.3727-1068.2	581068	L= 1.503
			➡	<input type="checkbox"/> ; → 08/06; Scheibenbremse	24.3727-1071.2	581071	L= 1.603
<b>NISSAN - PRIMASTAR Kasten (X83) 09/02→</b>							
 <b>Seilzug, Feststellbremse</b>							
1.9 dCi 100	74	09/02→	←	<input type="checkbox"/> / <input type="checkbox"/> ; → 08/06; Kasten/Kombi; kurzer Radstand; Scheibenbremse	24.3727-0796.2	580796	Satz L= 1.245 L2= 498
			←	<input type="checkbox"/> / <input type="checkbox"/> ; → 08/06; Kasten/Kombi; langer Radstand	24.3727-0797.2	580797	Satz L= 1.643 L2= 498
			➡	<input type="checkbox"/> ; → 08/06; Kasten/Kombi; Scheibenbremse	24.3727-1068.2	581068	L= 1.503
			➡	<input type="checkbox"/> ; → 08/06; Pritsche/Fahrgestell	24.3727-1068.2	581068	L= 1.503
			➡	<input type="checkbox"/> ; → 08/06; Kasten/Kombi; Scheibenbremse	24.3727-1071.2	581071	L= 1.603
			➡	<input type="checkbox"/> ; → 08/06; Pritsche/Fahrgestell	24.3727-1071.2	581071	L= 1.603
1.9 dCi 80	60	09/02→	←	<input type="checkbox"/> / <input type="checkbox"/> ; → 08/06; kurzer Radstand; Scheibenbremse	24.3727-0796.2	580796	Satz L= 1.245 L2= 498
2.5 dCi 140	99	07/03→	←	<input type="checkbox"/> / <input type="checkbox"/> ; → 08/06; langer Radstand	24.3727-0797.2	580797	Satz L= 1.643 L2= 498
			➡	<input type="checkbox"/> ; → 08/06; Scheibenbremse	24.3727-1068.2	581068	L= 1.503
			➡	<input type="checkbox"/> ; → 08/06; Scheibenbremse	24.3727-1071.2	581071	L= 1.603
2.0 2.0 dCi 115	88	02/03→	←	<input type="checkbox"/> / <input type="checkbox"/> ; kurzer Radstand; Scheibenbremse	24.3727-0796.2	580796	Satz L= 1.245 L2= 498
2.0 dCi 90	84	09/06→					
2.5 dCi 115	66	09/06→	←	<input type="checkbox"/> / <input type="checkbox"/> ; langer Radstand	24.3727-0797.2	580797	Satz L= 1.643 L2= 498
2.5 dCi 150	84	09/08→					
	107	09/06→	➡	<input type="checkbox"/> ; Scheibenbremse	24.3727-1068.2	581068	L= 1.503
			➡	<input type="checkbox"/> ; Scheibenbremse	24.3727-1071.2	581071	L= 1.603
<b>NISSAN - PRIMASTAR Pritsche/Fahrgestell (X83) 07/02→08/06</b>							
 <b>Seilzug, Feststellbremse</b>							
1.9 dCi 100	74	07/02→08/06	←	<input type="checkbox"/> / <input type="checkbox"/> ; Kasten/Kombi; kurzer Radstand; Scheibenbremse	24.3727-0796.2	580796	Satz L= 1.245 L2= 498
			←	<input type="checkbox"/> / <input type="checkbox"/> ; Kasten/Kombi; langer Radstand	24.3727-0797.2	580797	Satz L= 1.643 L2= 498
			➡	<input type="checkbox"/> ; Kasten/Kombi; Scheibenbremse	24.3727-1068.2	581068	L= 1.503
			➡	<input type="checkbox"/> ; Pritsche/Fahrgestell	24.3727-1068.2	581068	L= 1.503
			➡	<input type="checkbox"/> ; Kasten/Kombi; Scheibenbremse	24.3727-1071.2	581071	L= 1.603
			➡	<input type="checkbox"/> ; Pritsche/Fahrgestell	24.3727-1071.2	581071	L= 1.603
1.9 dCi 80	60	07/02→08/06	←	<input type="checkbox"/> / <input type="checkbox"/> ; kurzer Radstand; Scheibenbremse	24.3727-0796.2	580796	Satz L= 1.245 L2= 498
2.5 dCi 140	99	07/02→08/06	←	<input type="checkbox"/> / <input type="checkbox"/> ; langer Radstand	24.3727-0797.2	580797	Satz L= 1.643 L2= 498
			➡	<input type="checkbox"/> ; Scheibenbremse	24.3727-1068.2	581068	L= 1.503
			➡	<input type="checkbox"/> ; Scheibenbremse	24.3727-1071.2	581071	L= 1.603
2.5 dCi 150	107	04/06→	←	<input type="checkbox"/> / <input type="checkbox"/> ; 09/06→; kurzer Radstand; Scheibenbremse	24.3727-0796.2	580796	Satz L= 1.245 L2= 498
			←	<input type="checkbox"/> / <input type="checkbox"/> ; 09/06→; langer Radstand	24.3727-0797.2	580797	Satz L= 1.643 L2= 498
			➡	<input type="checkbox"/> ; 09/06→; Scheibenbremse	24.3727-1068.2	581068	L= 1.503
			➡	<input type="checkbox"/> ; 09/06→; Scheibenbremse	24.3727-1071.2	581071	L= 1.603
<b>NISSAN - PRIMERA (P10) 06/90→06/96</b>							
<b>Zubehörsatz, Bremsbacken</b>							
1.6 1.6 ↓	66 71	06/90→01/96 06/90→01/96	➡	- ABS	03.0137-9181.2	669181	























































	kw					! #		
<b>NISSAN - PRIMERA (P10) 06/90→06/96</b>								
<b>Zubehörsatz, Bremsbacken</b>								
1.6	75	06/93→01/96	➡	- ABS		03.0137-9181.2	669181	
2.0 D	55	01/91→01/96	➡	→ 04/93		03.0137-9181.2	669181	
<b> Bremsbackensatz</b>								
1.6	66	06/90→01/96	➡	- ABS		03.0137-0276.2	650276	Ø 203 x 39
1.6	71	06/90→01/96						
1.6	75	06/93→01/96						
2.0 D	55	01/91→01/96	➡	→ 04/93		03.0137-0276.2	650276	Ø 203 x 39
<b> Seilzug, Feststellbremse</b>								
1.6	66	06/90→01/96	➡	☐; 05/93→; + ABS; Scheibenbremse		24.3727-1708.2	581708	L= 1.491
1.6	71	06/90→01/96	➡	☐; 05/93→; + ABS; Scheibenbremse		24.3727-1709.2	581709	L= 1.516
1.6	75	06/93→01/96	➡	☐; + ABS; Scheibenbremse		24.3727-1708.2	581708	L= 1.491
			➡	☐; + ABS; Scheibenbremse		24.3727-1709.2	581709	L= 1.516
2.0	96	06/90→05/96	➡	☐; → 01/96; Scheibenbremse		24.3727-1708.2	581708	L= 1.491
2.0 i	92	01/95→06/96	➡	☐; → 01/96; Scheibenbremse		24.3727-1709.2	581709	L= 1.516
2.0 16V	85	06/90→01/96	➡	☐; Scheibenbremse		24.3727-1708.2	581708	L= 1.491
2.0 GT	110	06/90→01/96	➡	☐; Scheibenbremse		24.3727-1709.2	581709	L= 1.516
2.0 D	55	01/91→01/96	➡	☐; 05/93→; Scheibenbremse		24.3727-1708.2	581708	L= 1.491
			➡	☐; 05/93→; Scheibenbremse		24.3727-1709.2	581709	L= 1.516
<b>NISSAN - PRIMERA (P11) 06/96→12/01</b>								
<b> Radbremszylinder</b>								
1.6 16V	66	09/96→12/01	➡			24.3220-1718.3	020438	BDX Ø 20,64 GG
1.6 16V	73	09/96→10/00						
1.6 16V	78	06/96→12/01						
2.0 TD	66	09/96→12/01						
<b>Zubehörsatz, Bremsbacken</b>								
1.6 16V	66	09/96→12/01	➡			03.0137-9228.2	669228	BDX
1.6 16V	73	09/96→10/00						
1.6 16V	78	06/96→12/01						
2.0 TD	66	09/96→12/01						
<b> Bremsbackensatz</b>								
1.6 16V	66	09/96→12/01	➡			03.0137-0351.2	650351	BDX Ø 229 x 42 + HEB
1.6 16V	73	09/96→10/00				03.0520-7520.3	697520	BDX Ø 230 x 42 Ø 20,64
1.6 16V	78	06/96→12/01						+ RZ / + Zub TopKit
2.0 TD	66	09/96→12/01						
<b> Seilzug, Feststellbremse</b>								
1.6 16V	66	09/96→12/01	➡	☐; Trommelbremse		24.3727-1712.2	581712	L= 1.640
1.6 16V	73	09/96→10/00						
1.6 16V	78	06/96→12/01	➡	☐; Trommelbremse		24.3727-1713.2	581713	L= 1.620
2.0 TD	66	09/96→12/01						
1.8 16V	84	08/99→12/01	➡	☐; Scheibenbremse		24.3727-1730.2	581730	L= 1.657
2.0 16V	85	09/96→12/01	➡	☐; Scheibenbremse		24.3727-1731.2	581731	L= 1.632
2.0 16V	96	09/96→12/01						
2.0 16V	103	08/99→12/01						
2.0 16V	110	09/96→12/01						
<b>NISSAN - PRIMERA (P12) 01/02→</b>								
<b> Seilzug, Feststellbremse</b>								
1.6	78	03/02→	←	☐; → 10/08; Scheibenbremse		24.3727-1723.2	581723	L= 236
1.8	85	03/02→	➡	☐; → 10/08; Scheibenbremse		24.3727-1728.2	581728	L= 1.778
2.0	103	03/02→	➡	☐; → 10/08; Scheibenbremse		24.3727-1729.2	581729	L= 1.778
1.6	80	01/02→	←	☐; 03/02→ 04/06; Scheibenbremse		24.3727-1723.2	581723	L= 236
2.5	125	01/02→	➡	☐; 03/02→ 04/06; Scheibenbremse		24.3727-1728.2	581728	L= 1.778
			➡	☐; 03/02→ 04/06; Scheibenbremse		24.3727-1729.2	581729	L= 1.778
1.9 dCi	85	08/02→	←	☐; 04/03→ 10/07; Scheibenbremse		24.3727-1723.2	581723	L= 236
			➡	☐; 04/03→ 10/07; Scheibenbremse		24.3727-1728.2	581728	L= 1.778
			➡	☐; 04/03→ 10/07; Scheibenbremse		24.3727-1729.2	581729	L= 1.778
1.9 dCi	88	04/03→	←	☐; → 10/07; Scheibenbremse		24.3727-1723.2	581723	L= 236
2.2 dCi	102	04/03→	➡	☐; → 10/07; Scheibenbremse		24.3727-1728.2	581728	L= 1.778
↓								












	kw					! #		
<b>NISSAN - PRIMERA (P12) 01/02→</b>								
 <b>Seilzug, Feststellbremse</b>								
1.9 dCi	88	04/03→	➡	☐; → 10/07; Scheibenbremse		24.3727-1729.2	581729	L= 1.778
2.2 dCi	102	04/03→						
2.2 Di	93	03/02→	➡	☐; → 04/03; Scheibenbremse		24.3727-1723.2	581723	L= 236
			➡	☐; → 04/03; Scheibenbremse		24.3727-1728.2	581728	L= 1.778
			➡	☐; → 04/03; Scheibenbremse		24.3727-1729.2	581729	L= 1.778
<b>NISSAN - PRIMERA Hatchback (P10) 06/90→06/96</b>								
<b>Zubehörsatz, Bremsbacken</b>								
1.6	66	06/90→01/96	➡	- ABS		03.0137-9181.2	669181	
1.6	75	06/93→01/96						
2.0 D	55	01/91→01/96	➡	→ 04/93		03.0137-9181.2	669181	
 <b>Bremsbackensatz</b>								
1.6	66	06/90→01/96	➡	- ABS		03.0137-0276.2	650276	Ø 203 x 39
1.6	75	06/93→01/96						
2.0 D	55	01/91→01/96	➡	→ 04/93		03.0137-0276.2	650276	Ø 203 x 39
 <b>Seilzug, Feststellbremse</b>								
1.6	66	06/90→01/96	➡	☐; 05/93→; + ABS; Scheibenbremse		24.3727-1708.2	581708	L= 1.491
			➡	☐; 05/93→; + ABS; Scheibenbremse		24.3727-1709.2	581709	L= 1.516
1.6	75	06/93→01/96	➡	☐; + ABS; Scheibenbremse		24.3727-1708.2	581708	L= 1.491
			➡	☐; + ABS; Scheibenbremse		24.3727-1709.2	581709	L= 1.516
2.0	110	06/90→01/96	➡	☐; Scheibenbremse		24.3727-1708.2	581708	L= 1.491
2.0	112	09/90→01/96						
2.0 16V	85	06/90→01/96	➡	☐; Scheibenbremse		24.3727-1709.2	581709	L= 1.516
2.0 D	55	01/91→01/96	➡	☐; 05/93→; Scheibenbremse		24.3727-1708.2	581708	L= 1.491
			➡	☐; 05/93→; Scheibenbremse		24.3727-1709.2	581709	L= 1.516
2.0 i	92	01/95→06/96	➡	☐; → 01/96; Scheibenbremse		24.3727-1708.2	581708	L= 1.491
			➡	☐; → 01/96; Scheibenbremse		24.3727-1709.2	581709	L= 1.516
<b>NISSAN - PRIMERA Hatchback (P11) 06/96→07/02</b>								
 <b>Radbremszylinder</b>								
1.6 16V	66	09/96→07/02	➡	→ 02/02		24.3220-1718.3	020438	BDX Ø 20,64 GG
1.6 16V	73	09/96→07/02						
1.6 16V	78	09/00→07/02						
2.0 TD	66	09/96→07/02						
<b>Zubehörsatz, Bremsbacken</b>								
1.6 16V	66	09/96→07/02	➡	→ 02/02		03.0137-9228.2	669228	BDX
1.6 16V	73	09/96→07/02						
1.6 16V	78	09/00→07/02						
2.0 TD	66	09/96→07/02						
 <b>Bremsbackensatz</b>								
1.6 16V	66	09/96→07/02	➡	→ 02/02		03.0137-0351.2	650351	BDX Ø 229 x 42 + HEB
1.6 16V	73	09/96→07/02				03.0520-7520.3	697520	BDX Ø 230 x 42 Ø 20,64 + RZ / + Zub TopKit
1.6 16V	78	09/00→07/02						
2.0 TD	66	09/96→07/02						
 <b>Seilzug, Feststellbremse</b>								
1.6 16V	66	09/96→07/02	➡	☐; → 02/02; Trommelbremse		24.3727-1712.2	581712	L= 1.640
1.6 16V	73	09/96→07/02						
1.6 16V	78	09/00→07/02	➡	☐; → 02/02; Trommelbremse		24.3727-1713.2	581713	L= 1.620
2.0 TD	66	09/96→07/02						
1.8 16V	84	08/99→07/02	➡	☐; → 02/02; Scheibenbremse		24.3727-1730.2	581730	L= 1.657
2.0 16V	85	09/96→07/02						
2.0 16V	96	09/96→07/02	➡	☐; → 02/02; Scheibenbremse		24.3727-1731.2	581731	L= 1.632
2.0 16V	103	08/99→07/02						
2.0 16V	110	09/96→07/02						
<b>NISSAN - PRIMERA Hatchback (P12) 01/02→</b>								
 <b>Seilzug, Feststellbremse</b>								
1.6	78	07/02→	➡	☐; → 10/08; Scheibenbremse		24.3727-1723.2	581723	L= 236
1.8	85	07/02→						
2.0	103	07/02→	➡	☐; → 10/08; Scheibenbremse		24.3727-1728.2	581728	L= 1.778
			➡	☐; → 10/08; Scheibenbremse		24.3727-1729.2	581729	L= 1.778
1.6	80	07/02→	➡	☐; → 04/06; Scheibenbremse		24.3727-1723.2	581723	L= 236
			➡	☐; → 04/06; Scheibenbremse		24.3727-1728.2	581728	L= 1.778
↓								































	kW					! #		
<b>NISSAN - PRIMERA Hatchback (P12) 01/02→</b>								
 <b>Seilzug, Feststellbremse</b>								
1.6	80	07/02→	➡	☐; → 04/06; Scheibenbremse		24.3727-1729.2	581729	L= 1.778
1.9 dCi	85	08/02→	⬅	☒; 04/03→ 10/07; Scheibenbremse		24.3727-1723.2	581723	L= 236
			➡	☒; 04/03→ 10/07; Scheibenbremse		24.3727-1728.2	581728	L= 1.778
			➡	☐; 04/03→ 10/07; Scheibenbremse		24.3727-1729.2	581729	L= 1.778
1.9 dCi 2.2 dCi	88 102	04/03→ 04/03→	⬅	☒; → 10/07; Scheibenbremse		24.3727-1723.2	581723	L= 236
			➡	☒; → 10/07; Scheibenbremse		24.3727-1728.2	581728	L= 1.778
			➡	☐; → 10/07; Scheibenbremse		24.3727-1729.2	581729	L= 1.778
2.2 Di	93	07/02→	⬅	☒; → 04/03; Scheibenbremse		24.3727-1723.2	581723	L= 236
			➡	☒; → 04/03; Scheibenbremse		24.3727-1728.2	581728	L= 1.778
			➡	☐; → 04/03; Scheibenbremse		24.3727-1729.2	581729	L= 1.778
2.5	125	01/02→	⬅	☒; 03/02→ 04/06; Scheibenbremse		24.3727-1723.2	581723	L= 236
			➡	☒; 03/02→ 04/06; Scheibenbremse		24.3727-1728.2	581728	L= 1.778
			➡	☐; 03/02→ 04/06; Scheibenbremse		24.3727-1729.2	581729	L= 1.778
<b>NISSAN - PRIMERA Traveller (W10) 07/90→03/98</b>								
 <b>Radbremszylinder</b>								
1.6 i	66	07/90→03/98	➡	- ABS		24.3220-1703.3	020391	Ø 20,64 GG
1.6 i	75	02/91→03/98						
2.0 D	55	07/90→12/95						
<b>Zubehörsatz, Bremsbacken</b>								
1.6 i	66	07/90→03/98	➡	- ABS		03.0137-9112.2	669112	
1.6 i	75	02/91→03/98						
2.0 D	55	07/90→12/95						
 <b>Bremsbackensatz</b>								
1.6 i	66	07/90→03/98	➡	- ABS		03.0137-0210.2	650210	Ø 229 x 41
1.6 i	75	02/91→03/98						
2.0 D	55	07/90→12/95						
 <b>Seilzug, Feststellbremse</b>								
1.6 i	66	07/90→03/98	⬅	☒; + ABS; Scheibenbremse		24.3727-1701.2	581701	L= 250
1.6 i	75	02/91→03/98	⬅	☒; - ABS; Trommelbremse		24.3727-1701.2	581701	L= 250
2.0 D	55	07/90→12/95						
2.0 i	85	07/90→03/98	⬅	☒; → 12/95; Scheibenbremse		24.3727-1701.2	581701	L= 250
<b>NISSAN - PRIMERA Traveller (WP11) 06/96→01/02</b>								
 <b>Radbremszylinder</b>								
1.6 16V	81	04/98→01/02	➡			24.3220-1718.3	020438	BDX Ø 20,64 GG
<b>Zubehörsatz, Bremsbacken</b>								
1.6 16V	81	04/98→01/02	➡			03.0137-9228.2	669228	BDX
 <b>Bremsbackensatz</b>								
1.6 16V	81	04/98→01/02	➡			03.0137-0351.2	650351	BDX Ø 229 x 42 + HEB
						03.0520-7520.3	697520	BDX Ø 230 x 42 Ø 20,64 + RZ / + Zub TopKit
 <b>Seilzug, Feststellbremse</b>								
1.6 16V	66	04/98→12/01	➡	☐; → 03/01; Scheibenbremse		24.3727-1716.2	581716	L= 1.642
1.6 16V	73	04/98→12/01						
1.8 16V	84	08/99→12/01	➡	☒; → 03/01; Scheibenbremse		24.3727-1717.2	581717	L= 1.668
2.0 16V	96	04/98→12/01	➡	☐; 04/01→; Scheibenbremse		24.3727-1720.2	581720	L= 1.635
2.0 16V	103	08/99→12/01						
2.0 TD	66	04/98→12/01	➡	☒; 04/01→; Scheibenbremse		24.3727-1721.2	581721	L= 1.660
1.6 16V	81	04/98→01/02	➡	☒; Trommelbremse		24.3727-1712.2	581712	L= 1.640
			➡	☐; Trommelbremse		24.3727-1713.2	581713	L= 1.620
			➡	☐; → 03/01; Scheibenbremse		24.3727-1716.2	581716	L= 1.642
			➡	☒; → 03/01; Scheibenbremse		24.3727-1717.2	581717	L= 1.668
			➡	☐; 04/01→; Scheibenbremse		24.3727-1720.2	581720	L= 1.635
			➡	☒; 04/01→; Scheibenbremse		24.3727-1721.2	581721	L= 1.660
2.0 16V	85	06/96→12/01	➡	☐; 04/98→ 03/01; Scheibenbremse		24.3727-1716.2	581716	L= 1.642
			➡	☒; 04/98→ 03/01; Scheibenbremse		24.3727-1717.2	581717	L= 1.668
↓								


















	kw			 	! #		
<b>NISSAN - PRIMERA Traveller (WP11) 06/96→01/02</b>							
 <b>Seilzug, Feststellbremse</b>							
2.0 16V	85	06/96→12/01	➡	☐; 04/01→; Scheibenbremse	24.3727-1720.2	581720	L= 1.635
			➡	☐; 04/01→; Scheibenbremse	24.3727-1721.2	581721	L= 1.660
<b>NISSAN - PRIMERA Traveller (WP12) 01/02→</b>							
 <b>Seilzug, Feststellbremse</b>							
1.6 Visia 2.5	80 125	01/02→ 01/02→	⬅	☒; 03/02→ 04/06; Scheibenbremse	24.3727-1723.2	581723	L= 236
			➡	☐; 03/02→ 04/06; Scheibenbremse	24.3727-1728.2	581728	L= 1.778
			➡	☐; 03/02→ 04/06; Scheibenbremse	24.3727-1729.2	581729	L= 1.778
1.8 2.0	85 103	03/02→ 03/02→	⬅	☒; → 10/08; Scheibenbremse	24.3727-1723.2	581723	L= 236
			➡	☐; → 10/08; Scheibenbremse	24.3727-1728.2	581728	L= 1.778
			➡	☐; → 10/08; Scheibenbremse	24.3727-1729.2	581729	L= 1.778
1.9 dCi	85	08/02→	⬅	☒; 04/03→ 10/07; Scheibenbremse	24.3727-1723.2	581723	L= 236
			➡	☐; 04/03→ 10/07; Scheibenbremse	24.3727-1728.2	581728	L= 1.778
			➡	☐; 04/03→ 10/07; Scheibenbremse	24.3727-1729.2	581729	L= 1.778
1.9 dCi 2.2 dCi	88 102	04/03→ 04/03→	⬅	☒; → 10/07; Scheibenbremse	24.3727-1723.2	581723	L= 236
			➡	☐; → 10/07; Scheibenbremse	24.3727-1728.2	581728	L= 1.778
			➡	☐; → 10/07; Scheibenbremse	24.3727-1729.2	581729	L= 1.778
2.2 Di	93	03/02→	⬅	☒; → 04/03; Scheibenbremse	24.3727-1723.2	581723	L= 236
			➡	☐; → 04/03; Scheibenbremse	24.3727-1728.2	581728	L= 1.778
			➡	☐; → 04/03; Scheibenbremse	24.3727-1729.2	581729	L= 1.778
<b>NISSAN - PULSAR I Stufenheck (N15) 07/95→07/00</b>							
 <b>Radbremszylinder</b>							
1.6	86	09/95→07/00	➡	→ 04/00; - ABS	24.3215-1107.3	020352	Ø 15,87 GG
<b>Zubehörsatz, Bremsbacken</b>							
1.6	86	09/95→07/00	➡	→ 04/00; - ABS	03.0137-9165.2	669165	
 <b>Bremstrommel</b>							
1.6	86	09/95→07/00	➡	→ 04/00; - ABS	24.0218-0025.1	480082	Ø 180,0 x 37,5 / 181
 <b>Bremsbackensatz</b>							
1.6	86	09/95→07/00	➡	→ 04/00; - ABS	03.0137-0265.2	650265	Ø 180 x 31
 <b>Seilzug, Feststellbremse</b>							
1.6	86	09/95→07/00	⬅	☒; → 03/96; + ABS; Scheibenbremse	24.3727-1701.2	581701	L= 250
			⬅	☒; 01/98→ 04/00; + ABS; Scheibenbremse	24.3727-1701.2	581701	L= 250
			⬅	☒; 04/96→ 12/97; + ABS; Scheibenbremse	24.3727-1701.2	581701	L= 250
			⬅	☒; → 03/96; - ABS; Trommelbremse	24.3727-1701.2	581701	L= 250
			⬅	☒; 04/96→ 04/00; - ABS; Trommelbremse	24.3727-1701.2	581701	L= 250
			➡	☐; 04/96→ 04/00; - ABS; Trommelbremse	24.3727-1742.2	581742	L= 1.660
			➡	☐; 04/96→ 04/00; - ABS; Trommelbremse	24.3727-1743.2	581743	L= 1.662
			➡	☐; 04/96→ 12/97; + ABS; Scheibenbremse	24.3727-1746.2	581746	L= 1.680
			➡	☐; 01/98→ 04/00; + ABS; Scheibenbremse	24.3727-1746.2	581746	L= 1.680
			➡	☐; → 03/96; + ABS; Scheibenbremse	24.3727-1746.2	581746	L= 1.680
			➡	☐; 01/98→ 04/00; + ABS; Scheibenbremse	24.3727-1747.2	581747	L= 1.682
			➡	☐; → 03/96; + ABS; Scheibenbremse	24.3727-1747.2	581747	L= 1.682
			➡	☐; 04/96→ 12/97; + ABS; Scheibenbremse	24.3727-1747.2	581747	L= 1.682
<b>NISSAN - QASHQAI / QASHQAI +2 I (J10, JJ10) 12/06→12/13</b>							
 <b>Bremsbackensatz, Feststellbremse</b>							
1.5 dCi ↓	76	07/08→12/13	➡		03.0137-3012.2	653012	Ø 172 x 32 - HEB












	kw			 	! #		
<b>NISSAN - QASHQAI / QASHQAI +2 I (J10, JJ10) 12/06→12/13</b>							
 <b>Bremsbackensatz, Feststellbremse</b>							
1.5 dCi	78	02/07→12/13	➔			03.0137-3012.2 653012	Ø 172 x 32 - HEB
1.6	81	02/07→					
1.6	84	02/07→12/13					
1.6	86	11/10→12/13					
1.6 dCi	96	10/11→12/13					
1.6 dCi Allrad	96	10/11→12/13					
2.0	102	02/07→12/13					
2.0	104	02/07→12/13					
2.0 Allrad	102	02/07→12/13					
2.0 Allrad	104	02/07→12/13					
2.0 dCi	110	02/07→12/13					
2.0 dCi Allrad	110	02/07→12/13					
1.5 dCi	81	01/10→12/13	➔	11/10→		03.0137-3012.2 653012	Ø 172 x 32 - HEB
 <b>Seilzug, Feststellbremse</b>							
1.5 dCi	76	07/08→12/13	←	 ; 08/08→; Scheibenbremse		24.3727-1732.2 581732	L= 262
1.5 dCi	78	02/07→12/13	←	 ; Scheibenbremse		24.3727-1732.2 581732	L= 262
1.6	81	02/07→	←	 ; Scheibenbremse		24.3727-1732.2 581732	L= 262
1.6	84	02/07→12/13	➔	 ; kurzer Radstand; Scheibenbremse		24.3727-1738.2 581738	L= 1.703
2.0	104	02/07→12/13	➔	 ; langer Radstand; Scheibenbremse		24.3727-1739.2 581739	L= 1.705
2.0 Allrad	104	02/07→12/13	➔	 ; langer Radstand; Scheibenbremse		24.3727-1739.2 581739	L= 1.705
2.0 dCi	110	02/07→12/13	➔	 ; 08/08→; langer Radstand; Scheibenbremse		24.3727-1740.2 581740	L= 1.833
2.0 dCi Allrad	110	02/07→12/13	➔	 ; 08/08→; langer Radstand; Scheibenbremse		24.3727-1741.2 581741	L= 1.835
1.5 dCi	81	01/10→12/13	←	 ; 11/10→; Scheibenbremse		24.3727-1732.2 581732	L= 262
			←	 ; 02/10→; Scheibenbremse		24.3727-1732.2 581732	L= 262
			➔	 ; 11/10→; kurzer Radstand; Scheibenbremse		24.3727-1738.2 581738	L= 1.703
			➔	 ; 11/10→; langer Radstand; Scheibenbremse		24.3727-1739.2 581739	L= 1.705
			➔	 ; 02/10→; langer Radstand; Scheibenbremse		24.3727-1740.2 581740	L= 1.833
			➔	 ; 02/10→; langer Radstand; Scheibenbremse		24.3727-1741.2 581741	L= 1.835
1.6	86	11/10→12/13	←	 ; Scheibenbremse		24.3727-1732.2 581732	L= 262
1.6 dCi	96	10/11→12/13	➔	 ; kurzer Radstand; Scheibenbremse		24.3727-1738.2 581738	L= 1.703
1.6 dCi Allrad	96	10/11→12/13	➔	 ; langer Radstand; Scheibenbremse		24.3727-1740.2 581740	L= 1.833
			➔	 ; langer Radstand; Scheibenbremse		24.3727-1741.2 581741	L= 1.835
2.0	102	02/07→12/13	←	 ; Scheibenbremse		24.3727-1732.2 581732	L= 262
2.0 Allrad	102	02/07→12/13	➔	 ; kurzer Radstand; Scheibenbremse		24.3727-1738.2 581738	L= 1.703
			➔	 ; kurzer Radstand; Scheibenbremse		24.3727-1739.2 581739	L= 1.705
<b>NISSAN - QASHQAI II (J11, J11_) 11/13→</b>							
 <b>Bremsbackensatz, Feststellbremse</b>							
1.5 dCi	81	11/13→	➔	→ 01/14		03.0137-3012.2 653012	Ø 172 x 32 - HEB
 <b>Seilzug, Feststellbremse</b>							
1.5 dCi	81	11/13→	←	 ; → 01/14; Scheibenbremse		24.3727-1732.2 581732	L= 262
			➔	 ; → 01/14; kurzer Radstand; Scheibenbremse		24.3727-1738.2 581738	L= 1.703
			➔	 ; → 01/14; langer Radstand; Scheibenbremse		24.3727-1739.2 581739	L= 1.705
			➔	 ; → 01/14; langer Radstand; Scheibenbremse		24.3727-1740.2 581740	L= 1.833
			➔	 ; → 01/14; langer Radstand; Scheibenbremse		24.3727-1741.2 581741	L= 1.835
<b>NISSAN - SERENA (C23) 06/91→09/01</b>							
 <b>Radbremszylinder</b>							
1.6	71	02/93→09/01	➔			24.3223-1709.3 020444	Ø 23,81 GG
2.0	93	11/92→09/01					
2.3 D	55	01/95→09/01					
2.0 D	49	11/92→09/01	➔	→ 08/94		24.3223-1709.3 020444	Ø 23,81 GG
<b>Zubehörsatz, Bremsbacken</b>							
1.6	71	02/93→09/01	➔	12/94→ 05/96		03.0137-9169.2 669169	
↓							

	kW			 	! #			
<b>NISSAN - SERENA (C23) 06/91→09/01</b>								
<b>Zubehörsatz, Bremsbacken</b>								
1.6	71	02/93→09/01	➡	→ 09/95		03.0137-9169.2	669169	
			➡	10/95→ 05/96		03.0137-9169.2	669169	
			➡	06/96→		03.0137-9169.2	669169	
			➡	06/96→		03.0137-9169.2	669169	
2.0	93	11/92→09/01	➡	→ 09/95		03.0137-9169.2	669169	
			➡	06/96→		03.0137-9169.2	669169	
			➡	10/95→ 05/96		03.0137-9169.2	669169	
2.0 D	49	11/92→09/01	➡	→ 08/94		03.0137-9169.2	669169	
2.3 D	55	01/95→09/01	➡	10/95→ 05/96		03.0137-9169.2	669169	
			➡	→ 09/95		03.0137-9169.2	669169	
			➡	→ 05/96		03.0137-9169.2	669169	
			➡	06/96→		03.0137-9169.2	669169	
			➡	06/96→		03.0137-9169.2	669169	
<b> Bremstrommel</b>								
1.6	71	02/93→09/01	➡			24.0225-4012.1	480153	Ø 254,0 x 67 / 255,5
2.0	93	11/92→09/01						
2.3 D	55	01/95→09/01						
2.0 D	49	11/92→09/01	➡	→ 08/94		24.0225-4012.1	480153	Ø 254,0 x 67 / 255,5
<b> Bremsbackensatz</b>								
1.6	71	02/93→09/01	➡	→ 09/95		03.0137-0269.2	650269	Ø 254 x 57 + HEB
			➡	06/96→		03.0137-0361.2	650361	Ø 254 x 57 + HEB
			➡	12/94→ 05/96		03.0137-0376.2	650376	Ø 254 x 58 + HEB
2.0	93	11/92→09/01	➡	→ 09/95		03.0137-0269.2	650269	Ø 254 x 57 + HEB
			➡	06/96→		03.0137-0361.2	650361	Ø 254 x 57 + HEB
2.0 D	49	11/92→09/01	➡	→ 08/94		03.0137-0269.2	650269	Ø 254 x 57 + HEB
2.3 D	55	01/95→09/01	➡	→ 09/95		03.0137-0269.2	650269	Ø 254 x 57 + HEB
			➡	06/96→		03.0137-0361.2	650361	Ø 254 x 57 + HEB
			➡	→ 05/96		03.0137-0376.2	650376	Ø 254 x 58 + HEB
<b> Seilzug, Feststellbremse</b>								
1.6	71	02/93→09/01	➡	☐; 06/94→; Trommelbremse		24.3727-1726.2	581726	L= 1.608
			➡	☐; 06/94→; Trommelbremse		24.3727-1727.2	581727	L= 1.234
2.0 D	49	11/92→09/01	➡	☐; 06/94→ 08/94; Trommelbremse		24.3727-1726.2	581726	L= 1.608
			➡	☐; 06/94→ 08/94; Trommelbremse		24.3727-1727.2	581727	L= 1.234
2.3 D	55	01/95→09/01	➡	☐; Trommelbremse		24.3727-1726.2	581726	L= 1.608
			➡	☐; Trommelbremse		24.3727-1727.2	581727	L= 1.234
<b>NISSAN - SUNNY III (N14) 05/90→12/96</b>								
<b> Radbremszylinder</b>								
1.4	60	10/90→06/95	➡	→ 05/95; - ABS		24.3215-1107.3	020352	Ø 15,87 GG
1.4 i 16V	64	10/90→06/95						
1.6	60	10/90→06/95						
1.6 16V	78	01/93→12/95						
1.4 i	55	10/90→05/95	➡	- ABS		24.3215-1107.3	020352	Ø 15,87 GG
1.6 i	66	10/90→05/95						
1.6 i 16V	75	10/92→05/95						
2.0 D	55	10/90→05/95						
<b>Zubehörsatz, Bremsbacken</b>								
1.4	60	10/90→06/95	➡	→ 05/95; - ABS		03.0137-9165.2	669165	
1.4 i 16V	64	10/90→06/95						
1.6	60	10/90→06/95						
1.6 16V	78	01/93→12/95						
1.4 i	55	10/90→05/95	➡	- ABS		03.0137-9165.2	669165	
1.6 i	66	10/90→05/95						
1.6 i 16V	75	10/92→05/95						
2.0 D	55	10/90→05/95						
1.6 i 16V 4WD	66	10/90→05/95	➡	- ABS		03.0137-9112.2	669112	
↓								















	kw			 	! #		
<b>NISSAN - SUNNY III (N14) 05/90→12/96</b>							
 <b>Bremstrommel</b>							
1.4 1.4 i 16V 1.6 1.6 16V	60 64 60 78	10/90→06/95 10/90→06/95 10/90→06/95 01/93→12/95	➔	→ 05/95; - ABS		24.0218-0025.1 480082	Ø 180,0 x 37,5 / 181
1.4 i 1.6 i 1.6 i 16V 2.0 D	55 66 75 55	10/90→05/95 10/90→05/95 10/92→05/95 10/90→05/95	➔	- ABS		24.0218-0025.1 480082	Ø 180,0 x 37,5 / 181
 <b>Bremsbackensatz</b>							
1.4 1.4 i 16V 1.6 1.6 16V	60 64 60 78	10/90→06/95 10/90→06/95 10/90→06/95 01/93→12/95	➔	→ 05/95; - ABS		03.0137-0265.2 650265	Ø 180 x 31
1.4 i 1.6 i 1.6 i 16V 2.0 D	55 66 75 55	10/90→05/95 10/90→05/95 10/92→05/95 10/90→05/95	➔	- ABS		03.0137-0265.2 650265	Ø 180 x 31
1.6 i 16V 4WD	66	10/90→05/95	➔	- ABS		03.0137-0210.2 650210	Ø 229 x 41
 <b>Seilzug, Feststellbremse</b>							
1.4 1.4 i 16V 1.6 1.6 16V	60 64 60 78	10/90→06/95 10/90→06/95 10/90→06/95 01/93→12/95	←	⬆; → 05/95; - ABS; Trommelbremse		24.3727-1701.2 581701	L= 250
			←	⬆; → 05/95; + ABS; Scheibenbremse		24.3727-1701.2 581701	L= 250
			➔	⬇; → 05/95; + ABS; Scheibenbremse		24.3727-1711.2 581711	L= 1.312
1.4 i 1.6 i 1.6 i 16V 2.0 D	55 66 75 55	10/90→05/95 10/90→05/95 10/92→05/95 10/90→05/95	←	⬆; + ABS; Scheibenbremse		24.3727-1701.2 581701	L= 250
			←	⬆; - ABS; Trommelbremse		24.3727-1701.2 581701	L= 250
			➔	⬇; + ABS; Scheibenbremse		24.3727-1711.2 581711	L= 1.312
1.6 i 16V 4WD	66	10/90→05/95	←	⬆; + ABS; Scheibenbremse		24.3727-1701.2 581701	L= 250
			←	⬆; - ABS; Trommelbremse		24.3727-1701.2 581701	L= 250
2.0	104	08/90→12/96	←	⬆; 10/90→ 05/95; Scheibenbremse		24.3727-1701.2 581701	L= 250
			➔	⬇; 10/90→ 05/95; Scheibenbremse		24.3727-1711.2 581711	L= 1.312
<b>NISSAN - SUNNY III Hatchback (N14) 10/90→07/95</b>							
 <b>Radbremszylinder</b>							
1.4 1.4 i 1.4 i 16V 1.6 i 1.6 i 1.6 i 16V 2.0 D	60 55 64 66 82 75 55	10/90→06/95 10/90→05/95 10/90→05/95 10/90→05/95 10/90→05/95 10/92→05/95 10/90→05/95	➔	→ 05/95; - ABS		24.3215-1107.3 020352	Ø 15,87 GG
			➔	- ABS		24.3215-1107.3 020352	Ø 15,87 GG
<b>Zubehörsatz, Bremsbacken</b>							
1.4 1.4 i 1.4 i 16V 1.6 i 1.6 i 1.6 i 16V 2.0 D	60 55 64 66 82 75 55	10/90→06/95 10/90→05/95 10/90→05/95 10/90→05/95 10/90→05/95 10/92→05/95 10/90→05/95	➔	→ 05/95; - ABS		03.0137-9165.2 669165	
			➔	- ABS		03.0137-9165.2 669165	
1.6 i 16V 4x4	75	10/92→05/95	➔	- ABS		03.0137-9112.2 669112	
 <b>Bremstrommel</b>							
1.4 1.4 i 1.4 i 16V 1.6 i 1.6 i 1.6 i 16V 2.0 D	60 55 64 66 82 75 55	10/90→06/95 10/90→05/95 10/90→05/95 10/90→05/95 10/90→05/95 10/92→05/95 10/90→05/95	➔	→ 05/95; - ABS		24.0218-0025.1 480082	Ø 180,0 x 37,5 / 181
			➔	- ABS		24.0218-0025.1 480082	Ø 180,0 x 37,5 / 181
 <b>Bremsbackensatz</b>							
1.4 1.4 i 1.4 i 16V 1.6 i 1.6 i 1.6 i 16V 2.0 D	60 55 64 66 82 75 55	10/90→06/95 10/90→05/95 10/90→05/95 10/90→05/95 10/90→05/95 10/92→05/95 10/90→05/95	➔	→ 05/95; - ABS		03.0137-0265.2 650265	Ø 180 x 31
			➔	- ABS		03.0137-0265.2 650265	Ø 180 x 31
			↓				















	kw					! #		
<b>NISSAN - SUNNY III Hatchback (N14) 10/90→07/95</b>								
 <b>Bremsbackensatz</b>								
1.6 i 16V 4x4	75	10/92→05/95	➡	- ABS		03.0137-0210.2	650210	Ø 229 x 41
 <b>Seilzug, Feststellbremse</b>								
1.4	60	10/90→06/95	←	⬆; → 05/95; - ABS; Trommelbremse		24.3727-1701.2	581701	L= 250
			←	⬆; → 05/95; + ABS; Scheibenbremse		24.3727-1701.2	581701	L= 250
			➡	⬇; → 05/95; + ABS; Scheibenbremse		24.3727-1711.2	581711	L= 1.312
1.4 i	55	10/90→05/95	←	⬆; + ABS; Scheibenbremse		24.3727-1701.2	581701	L= 250
1.4 i 16V	64	10/90→05/95	←	⬆; - ABS; Trommelbremse		24.3727-1701.2	581701	L= 250
1.6 i	66	10/90→05/95	←	⬆; - ABS; Trommelbremse		24.3727-1701.2	581701	L= 250
1.6 i	82	10/90→05/95	➡	⬇; + ABS; Scheibenbremse		24.3727-1711.2	581711	L= 1.312
1.6 i 16V	75	10/92→05/95	➡	⬇; + ABS; Scheibenbremse		24.3727-1711.2	581711	L= 1.312
2.0 D	55	10/90→05/95	←	⬆; + ABS; Scheibenbremse		24.3727-1701.2	581701	L= 250
1.6 i 16V 4x4	75	10/92→05/95	←	⬆; + ABS; Scheibenbremse		24.3727-1701.2	581701	L= 250
			←	⬆; - ABS; Trommelbremse		24.3727-1701.2	581701	L= 250
2.0 GTI 16V	105	10/90→05/95	←	⬆; Scheibenbremse		24.3727-1701.2	581701	L= 250
			➡	⬇; Scheibenbremse		24.3727-1711.2	581711	L= 1.312
2.0 GTI-R 4x4	162	10/90→05/95	←	⬆; Scheibenbremse		24.3727-1701.2	581701	L= 250
<b>NISSAN - SUNNY III Kasten (Y10) 11/90→03/00</b>								
<b>Zubehörsatz, Bremsbacken</b>								
1.6 i 16V	66	10/92→03/00	➡			03.0137-9112.2	669112	
1.7 D	40	11/90→03/00	➡					
 <b>Bremsbackensatz</b>								
1.6 i 16V	66	10/92→03/00	➡			03.0137-0210.2	650210	Ø 229 x 41
1.7 D	40	11/90→03/00	➡					
 <b>Seilzug, Feststellbremse</b>								
1.6 i 16V	66	10/92→03/00	←	⬆; Trommelbremse		24.3727-1701.2	581701	L= 250
1.7 D	40	11/90→03/00	←	⬆; Trommelbremse				
<b>NISSAN - SUNNY III Liftback (N14) 10/90→10/95</b>								
 <b>Radbremszylinder</b>								
1.4 i	55	10/90→05/95	➡	- ABS		24.3215-1107.3	020352	Ø 15,87 GG
1.6 i	66	10/90→05/95	➡	- ABS				
1.6 i 16V	75	10/92→05/95	➡	- ABS				
2.0 D	55	10/90→05/95	➡	- ABS				
1.4 i 16V	64	10/90→06/95	➡	→ 05/95; - ABS		24.3215-1107.3	020352	Ø 15,87 GG
1.6	82	10/91→10/95	➡	→ 05/95; - ABS				
<b>Zubehörsatz, Bremsbacken</b>								
1.4 i	55	10/90→05/95	➡	- ABS		03.0137-9165.2	669165	
1.6 i	66	10/90→05/95	➡	- ABS				
1.6 i 16V	75	10/92→05/95	➡	- ABS				
2.0 D	55	10/90→05/95	➡	- ABS				
1.4 i 16V	64	10/90→06/95	➡	→ 05/95; - ABS		03.0137-9165.2	669165	
1.6	82	10/91→10/95	➡	→ 05/95; - ABS				
 <b>Bremstrommel</b>								
1.4 i	55	10/90→05/95	➡	- ABS		24.0218-0025.1	480082	Ø 180,0 x 37,5 / 181
1.6 i	66	10/90→05/95	➡	- ABS				
1.6 i 16V	75	10/92→05/95	➡	- ABS				
2.0 D	55	10/90→05/95	➡	- ABS				
1.4 i 16V	64	10/90→06/95	➡	→ 05/95; - ABS		24.0218-0025.1	480082	Ø 180,0 x 37,5 / 181
1.6	82	10/91→10/95	➡	→ 05/95; - ABS				
 <b>Bremsbackensatz</b>								
1.4 i	55	10/90→05/95	➡	- ABS		03.0137-0265.2	650265	Ø 180 x 31
1.6 i	66	10/90→05/95	➡	- ABS				
1.6 i 16V	75	10/92→05/95	➡	- ABS				
2.0 D	55	10/90→05/95	➡	- ABS				
1.4 i 16V	64	10/90→06/95	➡	→ 05/95; - ABS		03.0137-0265.2	650265	Ø 180 x 31
1.6	82	10/91→10/95	➡	→ 05/95; - ABS				
 <b>Seilzug, Feststellbremse</b>								
1.4 i	55	10/90→05/95	←	⬆; + ABS; Scheibenbremse		24.3727-1701.2	581701	L= 250
1.6 i	66	10/90→05/95	←	⬆; + ABS; Scheibenbremse				
1.6 i 16V	75	10/92→05/95	←	⬆; - ABS; Trommelbremse		24.3727-1701.2	581701	L= 250
2.0 D	55	10/90→05/95	➡	⬇; + ABS; Scheibenbremse		24.3727-1711.2	581711	L= 1.312
1.4 i 16V	64	10/90→06/95	←	⬆; → 05/95; - ABS; Trommelbremse		24.3727-1701.2	581701	L= 250
1.6	82	10/91→10/95	←	⬆; → 05/95; - ABS; Trommelbremse				











	kW			 	! #		
<b>NISSAN - SUNNY III Liftback (N14) 10/90→10/95</b>							
 <b>Seilzug, Feststellbremse</b>							
1.4 i 16V 1.6	64 82	10/90→06/95 10/91→10/95	←	 ; → 05/95; + ABS; Scheibenbremse	24.3727-1701.2	581701	L= 250
			→	 ; → 05/95; + ABS; Scheibenbremse	24.3727-1711.2	581711	L= 1.312
2.0 i 16V	105	10/90→05/95	←	 ; Scheibenbremse	24.3727-1701.2	581701	L= 250
			→	 ; Scheibenbremse	24.3727-1711.2	581711	L= 1.312
<b>NISSAN - SUNNY III Traveller (Y10) 11/90→03/00</b>							
<b>Zubehörsatz, Bremsbacken</b>							
1.6 1.6 16V 4x4 1.6 i 1.6 i 16V 4x4 2.0 D	75 66 66 75 55	07/95→03/00 11/90→05/95 06/91→03/00 10/92→03/00 06/91→03/00	→		03.0137-9112.2	669112	
 <b>Bremsbackensatz</b>							
1.6 1.6 16V 4x4 1.6 i 1.6 i 16V 4x4 2.0 D	75 66 66 75 55	07/95→03/00 11/90→05/95 06/91→03/00 10/92→03/00 06/91→03/00	→		03.0137-0210.2	650210	Ø 229 x 41
 <b>Seilzug, Feststellbremse</b>							
1.6 1.6 16V 4x4 1.6 i 1.6 i 16V 4x4 2.0 D	75 66 66 75 55	07/95→03/00 11/90→05/95 06/91→03/00 10/92→03/00 06/91→03/00	←	 ; Trommelbremse	24.3727-1701.2	581701	L= 250
<b>NISSAN - TERRANO I (WD21) 07/86→02/96</b>							
<b>Zubehörsatz, Bremsbacken</b>							
2.7 TD 4WD	73	02/89→02/96	→	→ 10/93	03.0137-9273.2	669273	
 <b>Bremsbackensatz</b>							
2.7 TD 4WD	73	02/89→02/96	→	→ 10/93	03.0137-0310.2	650310	Ø 260 x 52
<b>NISSAN - TERRANO II (R20) 10/92→09/07</b>							
 <b>Radbremszylinder</b>							
2.4 4WD	85	05/96→01/02	→	10/99→; + ABS; Türenanzahl: 2	24.3220-1121.3	020343	Ø 20,64 GG
			→	10/99→; Türenanzahl: 2; - ABS	24.3222-1124.3	020344	Ø 22,2 GG
			→	10/99→; + ABS; Türenanzahl: 4	24.3222-1124.3	020344	Ø 22,2 GG
			→	10/99→; Türenanzahl: 4; - ABS	24.3223-1706.3	020479	Ø 23,81 GG
			→	→ 09/99; Türenanzahl: 2	24.3223-1709.3	020444	Ø 23,81 GG
			→	→ 09/99; Türenanzahl: 4	24.3225-1703.3	020481	Ø 25,4 GG
2.4 4WD	87	05/96→09/07	→	10/99→ 01/02; + ABS; Türenanzahl: 2	24.3220-1121.3	020343	Ø 20,64 GG
			→	10/99→ 01/02; Türenanzahl: 2; - ABS	24.3222-1124.3	020344	Ø 22,2 GG
			→	10/99→ 01/02; + ABS; Türenanzahl: 4	24.3222-1124.3	020344	Ø 22,2 GG
			→	10/99→ 01/02; Türenanzahl: 4; - ABS	24.3223-1706.3	020479	Ø 23,81 GG
			→	02/02→ 11/05; Türenanzahl: 4	24.3223-1706.3	020479	Ø 23,81 GG
			→	→ 09/99; Türenanzahl: 2	24.3223-1709.3	020444	Ø 23,81 GG
			→	→ 09/99; Türenanzahl: 4	24.3225-1703.3	020481	Ø 25,4 GG
2.4 i 12V 4WD	91	02/93→12/97	→	→ 04/96; Türenanzahl: 2	24.3222-1717.3	020443	Ø 22,2 GG
			→	→ 04/96; Türenanzahl: 4	24.3223-1709.3	020444	Ø 23,81 GG
2.7 TD 4WD	74	02/93→01/02	→	10/99→; + ABS; Türenanzahl: 2	24.3220-1121.3	020343	Ø 20,64 GG
			→	10/99→; + ABS; Türenanzahl: 4	24.3222-1124.3	020344	Ø 22,2 GG
			→	10/99→; Türenanzahl: 2; - ABS	24.3222-1124.3	020344	Ø 22,2 GG
			→	→ 04/96; Türenanzahl: 2	24.3222-1717.3	020443	Ø 22,2 GG
			→	10/99→; Türenanzahl: 4; - ABS	24.3223-1706.3	020479	Ø 23,81 GG
			→	→ 04/96; Türenanzahl: 4	24.3223-1709.3	020444	Ø 23,81 GG
			→	05/96→ 09/99; Türenanzahl: 2	24.3223-1709.3	020444	Ø 23,81 GG
			→	05/96→ 09/99; Türenanzahl: 4	24.3225-1703.3	020481	Ø 25,4 GG
			→	10/99→ 01/02; Vollautomatik; Türenanzahl: 2	24.3220-1121.3	020343	Ø 20,64 GG
↓							













	kw			 	! #		
<b>NISSAN - TERRANO II (R20) 10/92→09/07</b>							
 <b>Radbremszylinder</b>							
2.7 TDi 4WD	92	05/96→09/07	➔	10/99→ 01/02; + ABS; Schaltgetriebe; Türenanzahl: 2	24.3220-1121.3	020343	Ø 20,64 GG
			➔	10/99→ 01/02; - ABS; Vollautomatik; Türenanzahl: 4	24.3222-1124.3	020344	Ø 22,2 GG
			➔	10/99→ 01/02; Türenanzahl: 2; - ABS; Schaltgetriebe	24.3222-1124.3	020344	Ø 22,2 GG
			➔	02/02→ 11/05; Türenanzahl: 2	24.3222-1124.3	020344	Ø 22,2 GG
			➔	10/99→ 01/02; + ABS; Schaltgetriebe; Türenanzahl: 4	24.3222-1124.3	020344	Ø 22,2 GG
			➔	02/02→ 11/05; Türenanzahl: 4	24.3223-1706.3	020479	Ø 23,81 GG
			➔	10/99→ 01/02; Türenanzahl: 4; - ABS; Schaltgetriebe	24.3223-1706.3	020479	Ø 23,81 GG
			➔	→ 09/99; Türenanzahl: 2	24.3223-1709.3	020444	Ø 23,81 GG
			➔	→ 09/99; Türenanzahl: 4	24.3225-1703.3	020481	Ø 25,4 GG
3.0 Di 4WD	113	05/02→09/07	➔	→ 04/06; Türenanzahl: 2	24.3222-1124.3	020344	Ø 22,2 GG
			➔	→ 04/06; Türenanzahl: 4	24.3223-1706.3	020479	Ø 23,81 GG
<b>Zubehörsatz, Bremsbacken</b>							
2.4 4WD	85	05/96→01/02	➔	→ 09/99	03.0137-9169.2	669169	
2.7 TD 4WD	74	02/93→01/02	➔	10/99→	03.0137-9268.2	669268	
2.4 4WD 2.7 TDi 4WD	87 92	05/96→09/07 05/96→09/07	➔	→ 09/99	03.0137-9169.2	669169	
			➔	10/99→ 11/05	03.0137-9268.2	669268	
2.4 i 12V 4WD	91	02/93→12/97	➔	→ 04/96	03.0137-9169.2	669169	
3.0 Di 4WD	113	05/02→09/07	➔	→ 04/06	03.0137-9268.2	669268	
 <b>Bremstrommel</b>							
2.4 4WD	85	05/96→01/02	➔	→ 09/99	24.0225-4014.1	480155	Ø 254,0 x 65 / 255,5
2.4 4WD	87	05/96→09/07					
2.7 TD 4WD	74	02/93→01/02					
2.7 TDi 4WD	92	05/96→09/07					
2.4 i 12V 4WD	91	02/93→12/97	➔	→ 04/96	24.0225-4014.1	480155	Ø 254,0 x 65 / 255,5
 <b>Bremsbackensatz</b>							
2.4 4WD	85	05/96→01/02	➔	→ 09/99	03.0137-0376.2	650376	Ø 254 x 58 + HEB
2.7 TD 4WD	74	02/93→01/02	➔	10/99→	03.0137-0469.2	650469	Ø 280 x 65 + HEB
2.4 4WD 2.7 TDi 4WD	87 92	05/96→09/07 05/96→09/07	➔	→ 09/99	03.0137-0376.2	650376	Ø 254 x 58 + HEB
			➔	10/99→ 11/05	03.0137-0469.2	650469	Ø 280 x 65 + HEB
2.4 i 12V 4WD	91	02/93→12/97	➔	→ 04/96	03.0137-0376.2	650376	Ø 254 x 58 + HEB
3.0 Di 4WD	113	05/02→09/07	➔	→ 04/06	03.0137-0469.2	650469	Ø 280 x 65 + HEB
<b>NISSAN - TERRANO II Van (R20) 06/98→09/07</b>							
 <b>Radbremszylinder</b>							
2.7 TDi 4WD	92	06/98→09/07	➔	10/99→ 01/02; Vollautomatik; Türenanzahl: 2	24.3220-1121.3	020343	Ø 20,64 GG
			➔	10/99→ 01/02; + ABS; Schaltgetriebe; Türenanzahl: 2	24.3220-1121.3	020343	Ø 20,64 GG
			➔	10/99→ 01/02; - ABS; Vollautomatik; Türenanzahl: 4	24.3222-1124.3	020344	Ø 22,2 GG
			➔	10/99→ 01/02; Türenanzahl: 2; - ABS; Schaltgetriebe	24.3222-1124.3	020344	Ø 22,2 GG
			➔	02/02→ 11/05; Türenanzahl: 2	24.3222-1124.3	020344	Ø 22,2 GG
			➔	10/99→ 01/02; + ABS; Schaltgetriebe; Türenanzahl: 4	24.3222-1124.3	020344	Ø 22,2 GG
			➔	02/02→ 11/05; Türenanzahl: 4	24.3223-1706.3	020479	Ø 23,81 GG
			➔	10/99→ 01/02; Türenanzahl: 4; - ABS; Schaltgetriebe	24.3223-1706.3	020479	Ø 23,81 GG
			➔	→ 09/99; Türenanzahl: 2	24.3223-1709.3	020444	Ø 23,81 GG
			➔	→ 09/99; Türenanzahl: 4	24.3225-1703.3	020481	Ø 25,4 GG
			3.0 Di 4WD	113	04/03→09/07	➔	→ 04/06; Türenanzahl: 2
➔	→ 04/06; Türenanzahl: 4	24.3223-1706.3				020479	Ø 23,81 GG
<b>Zubehörsatz, Bremsbacken</b>							
2.7 TDi 4WD	92	06/98→09/07	➔	→ 09/99	03.0137-9169.2	669169	
↓							





























	kw					! #		
<b>NISSAN - TERRANO II Van (R20) 06/98→09/07</b>								
<b>Zubehörsatz, Bremsbacken</b>								
2.7 TDi 4WD	92	06/98→09/07	➡	10/99→ 11/05		03.0137-9268.2	669268	
3.0 Di 4WD	113	04/03→09/07	➡	→ 04/06		03.0137-9268.2	669268	
<b> Bremstrommel</b>								
2.7 TDi 4WD	92	06/98→09/07	➡	→ 09/99		24.0225-4014.1	480155	Ø 254,0 x 65 / 255,5
<b> Bremsbackensatz</b>								
2.7 TDi 4WD	92	06/98→09/07	➡	→ 09/99		03.0137-0376.2	650376	Ø 254 x 58 + HEB
			➡	10/99→ 11/05		03.0137-0469.2	650469	Ø 280 x 65 + HEB
3.0 Di 4WD	113	04/03→09/07	➡	→ 04/06		03.0137-0469.2	650469	Ø 280 x 65 + HEB
<b>NISSAN - URVAN Bus (E24) 06/86→05/97</b>								
<b>Zubehörsatz, Bremsbacken</b>								
2.5 D	59	05/89→10/96	➡			03.0137-9273.2	669273	
<b> Bremsbackensatz</b>								
2.5 D	59	05/89→10/96	➡			03.0137-0310.2	650310	Ø 260 x 52
<b>NISSAN - URVAN Kasten (E24) 06/86→05/97</b>								
<b>Zubehörsatz, Bremsbacken</b>								
2.0	64	05/87→05/97	➡			03.0137-9273.2	669273	
2.4	72	10/93→05/97						
2.4	74	02/92→04/97						
2.3 D	51	01/88→05/97	➡	→ 12/88		03.0137-9273.2	669273	
2.5 D	59	12/88→05/97	➡	01/89→		03.0137-9273.2	669273	
<b> Bremsbackensatz</b>								
2.0	64	05/87→05/97	➡			03.0137-0310.2	650310	Ø 260 x 52
2.4	72	10/93→05/97						
2.4	74	02/92→04/97						
2.3 D	51	01/88→05/97	➡	→ 12/88		03.0137-0310.2	650310	Ø 260 x 52
2.5 D	59	12/88→05/97	➡	01/89→		03.0137-0310.2	650310	Ø 260 x 52
<b>NISSAN - VANETTE Bus (C22) 10/86→12/11</b>								
<b> Radbremszylinder</b>								
1.5	51	10/86→12/95	➡	04/87→ 01/95		24.3220-1703.3	020391	Ø 20,64 GG
2.0 D (ULC22)	47	10/86→12/95						
<b>Zubehörsatz, Bremsbacken</b>								
2.4 i (SLC22)	74	10/86→12/95	➡			03.0137-9273.2	669273	
2.4 i (SLC22)	77	10/86→12/95						
<b> Bremsbackensatz</b>								
2.4 i (SLC22)	74	10/86→12/95	➡			03.0137-0310.2	650310	Ø 260 x 52
2.4 i (SLC22)	77	10/86→12/95						
<b>NISSAN - VANETTE CARGO Bus (HC 23) 09/94→05/01</b>								
<b> Radbremszylinder</b>								
1.6 i	72	01/96→05/01	➡			24.3223-1709.3	020444	Ø 23,81 GG
2.3 D	55	09/94→05/01	➡					
<b>Zubehörsatz, Bremsbacken</b>								
1.6 i	72	01/96→05/01	➡	06/96→		03.0137-9169.2	669169	
			➡	→ 05/96		03.0137-9169.2	669169	
			➡	06/96→		03.0137-9169.2	669169	
			➡	→ 05/96		03.0137-9169.2	669169	
2.3 D	55	09/94→05/01	➡	12/94→ 05/96		03.0137-9169.2	669169	
			➡	→ 09/95		03.0137-9169.2	669169	
			➡	10/95→ 05/96		03.0137-9169.2	669169	
			➡	06/96→		03.0137-9169.2	669169	
			➡	06/96→		03.0137-9169.2	669169	
↓								
















	kw					! #		
<b>NISSAN - VANETTE CARGO Bus (HC 23) 09/94→05/01</b>								
 <b>Bremstrommel</b>								
1.6 i	72	01/96→05/01	➡			24.0225-4012.1	480153	Ø 254,0 x 67 / 255,5
2.3 D	55	09/94→05/01	➡					
 <b>Bremsbackensatz</b>								
1.6 i	72	01/96→05/01	➡	06/96→		03.0137-0361.2	650361	Ø 254 x 57 + HEB
			➡	→ 05/96		03.0137-0376.2	650376	Ø 254 x 58 + HEB
2.3 D	55	09/94→05/01	➡	→ 09/95		03.0137-0269.2	650269	Ø 254 x 57 + HEB
			➡	06/96→		03.0137-0361.2	650361	Ø 254 x 57 + HEB
			➡	12/94→ 05/96		03.0137-0376.2	650376	Ø 254 x 58 + HEB
 <b>Seilzug, Feststellbremse</b>								
1.6 i	72	01/96→05/01	➡	<input type="checkbox"/> ; Trommelbremse		24.3727-1726.2	581726	L= 1.608
2.3 D	55	09/94→05/01	➡	<input type="checkbox"/> ; Trommelbremse		24.3727-1727.2	581727	L= 1.234
<b>NISSAN - VANETTE CARGO Kasten (HC 23) 09/94→05/02</b>								
 <b>Radbremszylinder</b>								
1.6 i	71	09/94→05/01	➡			24.3223-1709.3	020444	Ø 23,81 GG
2.3 D	55	09/94→05/02	➡	→ 11/01		24.3223-1709.3	020444	Ø 23,81 GG
<b>Zubehörsatz, Bremsbacken</b>								
1.6 i	71	09/94→05/01	➡	12/94→ 05/96		03.0137-9169.2	669169	
			➡	→ 09/95		03.0137-9169.2	669169	
			➡	10/95→ 05/96		03.0137-9169.2	669169	
			➡	06/96→		03.0137-9169.2	669169	
			➡	06/96→		03.0137-9169.2	669169	
2.3 D	55	09/94→05/02	➡	→ 09/95		03.0137-9169.2	669169	
			➡	06/96→ 11/01		03.0137-9169.2	669169	
			➡	06/96→ 11/01		03.0137-9169.2	669169	
			➡	10/95→ 05/96		03.0137-9169.2	669169	
			➡	12/94→ 05/96		03.0137-9169.2	669169	
 <b>Bremstrommel</b>								
1.6 i	71	09/94→05/01	➡			24.0225-4012.1	480153	Ø 254,0 x 67 / 255,5
2.3 D	55	09/94→05/02	➡	→ 11/01		24.0225-4012.1	480153	Ø 254,0 x 67 / 255,5
 <b>Bremsbackensatz</b>								
1.6 i	71	09/94→05/01	➡	→ 09/95		03.0137-0269.2	650269	Ø 254 x 57 + HEB
			➡	06/96→		03.0137-0361.2	650361	Ø 254 x 57 + HEB
			➡	12/94→ 05/96		03.0137-0376.2	650376	Ø 254 x 58 + HEB
2.3 D	55	09/94→05/02	➡	→ 09/95		03.0137-0269.2	650269	Ø 254 x 57 + HEB
			➡	06/96→ 11/01		03.0137-0361.2	650361	Ø 254 x 57 + HEB
			➡	12/94→ 05/96		03.0137-0376.2	650376	Ø 254 x 58 + HEB
 <b>Seilzug, Feststellbremse</b>								
1.6 i	71	09/94→05/01	➡	<input type="checkbox"/> ; Trommelbremse		24.3727-1726.2	581726	L= 1.608
			➡	<input type="checkbox"/> ; Trommelbremse		24.3727-1727.2	581727	L= 1.234
2.3 D	55	09/94→05/02	➡	<input type="checkbox"/> ; → 11/01; Trommelbremse		24.3727-1726.2	581726	L= 1.608
			➡	<input type="checkbox"/> ; → 11/01; Trommelbremse		24.3727-1727.2	581727	L= 1.234
<b>NISSAN - VANETTE Kasten (C22) 10/86→12/11</b>								
<b>Zubehörsatz, Bremsbacken</b>								
1.5	51	10/86→12/95	➡	07/87→ 01/95		03.0137-9112.2	669112	
			➡	07/87→ 01/95		03.0137-9273.2	669273	
2.0 D	49	07/91→01/95	➡			03.0137-9112.2	669112	
↓			➡			03.0137-9273.2	669273	












	kw			 	! #		
<b>NISSAN - VANETTE Kasten (C22) 10/86→12/11</b>							
<b> Bremsbackensatz</b>							
1.5	51	10/86→12/95	➔	07/87→01/95		<b>03.0137-0210.2 650210</b>	Ø 229 x 41
			➔	07/87→01/95		<b>03.0137-0310.2 650310</b>	Ø 260 x 52
2.0 D	49	07/91→01/95	➔			<b>03.0137-0210.2 650210</b>	Ø 229 x 41
			➔			<b>03.0137-0310.2 650310</b>	Ø 260 x 52
<b>NISSAN - X-TRAIL (T30) 06/01→01/13</b>							
<b> Bremsbackensatz, Feststellbremse</b>							
2.0	103	07/01→01/13	➔	→ 02/07		<b>03.0137-0460.2 650460</b>	Ø 172 x 22
2.0	110	09/01→01/13					
2.0 4x4	103	07/01→01/13					
2.0 4x4	110	09/01→01/13					
2.0 4x4	206	06/01→01/13					
2.2 dCi	100	12/03→01/13					
2.2 DCi	84	10/04→01/13					
2.2 dCi 4x4	100	12/03→01/13					
2.5 4x4	132	11/02→01/13					
2.2 DCi FWD	84	06/01→09/03	➔	07/01→		<b>03.0137-0460.2 650460</b>	Ø 172 x 22
2.2 Di 4x4	84	07/01→10/05	➔	→ 09/03		<b>03.0137-0460.2 650460</b>	Ø 172 x 22
2.5 4x4	121	09/02→01/13	➔	01/03→02/07		<b>03.0137-0460.2 650460</b>	Ø 172 x 22
2.5 4x4	134	09/01→02/07	➔			<b>03.0137-0460.2 650460</b>	Ø 172 x 22
2.5 FWD	131	06/01→12/07	➔	11/02→02/07		<b>03.0137-0460.2 650460</b>	Ø 172 x 22
<b>Zubehörsatz, Feststellbremsbacken</b>							
2.0	103	07/01→01/13	➔	→ 02/07		<b>03.0137-9293.2 669293</b>	
2.0	110	09/01→01/13					
2.0 4x4	103	07/01→01/13					
2.0 4x4	110	09/01→01/13					
2.0 4x4	206	06/01→01/13					
2.2 dCi	100	12/03→01/13					
2.2 DCi	84	10/04→01/13					
2.2 dCi 4x4	100	12/03→01/13					
2.5 4x4	132	11/02→01/13					
2.2 DCi FWD	84	06/01→09/03	➔	07/01→		<b>03.0137-9293.2 669293</b>	
2.2 Di 4x4	84	07/01→10/05	➔	→ 09/03		<b>03.0137-9293.2 669293</b>	
2.5 4x4	121	09/02→01/13	➔	01/03→02/07		<b>03.0137-9293.2 669293</b>	
2.5 4x4	134	09/01→02/07	➔			<b>03.0137-9293.2 669293</b>	
2.5 FWD	131	06/01→12/07	➔	11/02→02/07		<b>03.0137-9293.2 669293</b>	
<b> Seilzug, Feststellbremse</b>							
2.0	103	07/01→01/13	←	☒; → 02/07; Scheibenbremse		<b>24.3727-1723.2 581723</b>	L= 236
2.0	110	09/01→01/13					
2.0 4x4	103	07/01→01/13	➔	☐; → 02/07; Scheibenbremse		<b>24.3727-1748.2 581748</b>	L= 1.745
2.0 4x4	110	09/01→01/13	➔	☒; → 02/07; Scheibenbremse		<b>24.3727-1749.2 581749</b>	L= 1.733
2.0 4x4	206	06/01→01/13					
2.2 dCi	100	12/03→01/13					
2.2 DCi	84	10/04→01/13					
2.2 dCi 4x4	100	12/03→01/13					
2.5 4x4	132	11/02→01/13					
2.2 DCi FWD	84	06/01→09/03	←	☒; 07/01→; Scheibenbremse		<b>24.3727-1723.2 581723</b>	L= 236
			➔	☐; 07/01→; Scheibenbremse		<b>24.3727-1748.2 581748</b>	L= 1.745
			➔	☒; 07/01→; Scheibenbremse		<b>24.3727-1749.2 581749</b>	L= 1.733
2.2 Di 4x4	84	07/01→10/05	←	☒; → 09/03; Scheibenbremse		<b>24.3727-1723.2 581723</b>	L= 236
			➔	☐; → 09/03; Scheibenbremse		<b>24.3727-1748.2 581748</b>	L= 1.745
			➔	☒; → 09/03; Scheibenbremse		<b>24.3727-1749.2 581749</b>	L= 1.733
2.5 4x4	121	09/02→01/13	←	☒; 01/03→02/07; Scheibenbremse		<b>24.3727-1723.2 581723</b>	L= 236
			➔	☐; 01/03→02/07; Scheibenbremse		<b>24.3727-1748.2 581748</b>	L= 1.745
			➔	☒; 01/03→02/07; Scheibenbremse		<b>24.3727-1749.2 581749</b>	L= 1.733
2.5 4x4	134	09/01→02/07	←	☒; Scheibenbremse		<b>24.3727-1723.2 581723</b>	L= 236
			➔	☐; Scheibenbremse		<b>24.3727-1748.2 581748</b>	L= 1.745
			➔	☒; Scheibenbremse		<b>24.3727-1749.2 581749</b>	L= 1.733
2.5 FWD	131	06/01→12/07	←	☒; 11/02→02/07; Scheibenbremse		<b>24.3727-1723.2 581723</b>	L= 236
			➔	☐; 11/02→02/07; Scheibenbremse		<b>24.3727-1748.2 581748</b>	L= 1.745
			➔	☒; 11/02→02/07; Scheibenbremse		<b>24.3727-1749.2 581749</b>	L= 1.733

	kw			 	! #		
<b>NISSAN - X-TRAIL (T31) 03/07→07/14</b>							
 <b>Bremsbackensatz, Feststellbremse</b>							
2.0	101	06/07→11/13	➔			03.0137-3012.2 653012	Ø 172 x 32 - HEB
2.0	103	06/08→11/13					
2.0	104	06/07→11/13					
2.0 dCi	110	06/07→11/13					
2.0 dCi	127	06/07→11/13					
2.0 dCi 4x4	130	10/09→11/13					
2.0 dCi FWD	110	06/07→11/13					
2.0 FWD	103	06/08→11/13					
2.0 FWD	104	03/07→11/13					
2.5 4x4	124	06/07→11/13					
2.5 4x4	122	01/12→	➔	01/12→		03.0137-3012.2 653012	Ø 172 x 32 - HEB
<b>OPEL - ADAM 10/12→</b>							
 <b>Radbremsszylinder</b>							
1.0	66	07/14→	➔			24.3219-1755.3 020508	Ø 19,05 ALU
1.0	85	07/14→					
1.2	69	07/13→					
1.4 LPG	64	07/13→					
1.4 S	110	11/14→					
1.2	51	10/12→	➔	01/13→		24.3219-1755.3 020508	Ø 19,05 ALU
1.4	64	10/12→					
1.4	74	10/12→					
<b>Zubehörsatz, Bremsbacken</b>							
1.0	66	07/14→	➔	F6000001→		03.0137-9309.2 669309	AP
1.0	85	07/14→					
1.2	69	07/13→	➔	→ E6999999		03.0137-9309.2 669309	AP
1.4 LPG	64	07/13→	➔	F6000001→		03.0137-9310.2 669310	AP
1.4 S	110	11/14→	➔	→ E6999999		03.0137-9310.2 669310	AP
1.2	51	10/12→	➔	F6000001→		03.0137-9309.2 669309	AP
1.4	64	10/12→	➔	01/13→; → E6999999		03.0137-9309.2 669309	AP
1.4	74	10/12→	➔	F6000001→		03.0137-9310.2 669310	AP
			➔	01/13→; → E6999999		03.0137-9310.2 669310	AP
 <b>Bremsbackensatz</b>							
1.0	66	07/14→	➔	F6000001→		03.0137-0478.2 650478	AP Ø 228 x 42 + HEB
1.0	85	07/14→	➔	→ E6999999		03.0137-0478.2 650478	AP Ø 228 x 42 + HEB
1.2	69	07/13→	➔			03.0520-6819.3 696819	AP Ø 228 x 42 Ø 19,05 + RZ / + Zub TopKit
1.4 LPG	64	07/13→	➔				
1.4 S	110	11/14→	➔	F6000001→		03.0137-0479.2 650479	AP Ø 203 x 38 + HEB
			➔	→ E6999999		03.0137-0479.2 650479	AP Ø 203 x 38 + HEB
1.2	51	10/12→	➔	F6000001→		03.0137-0478.2 650478	AP Ø 228 x 42 + HEB
1.4	64	10/12→	➔	01/13→; → E6999999		03.0137-0478.2 650478	AP Ø 228 x 42 + HEB
1.4	74	10/12→	➔			03.0520-6819.3 696819	AP Ø 228 x 42 Ø 19,05 + RZ / + Zub TopKit
			➔	F6000001→		03.0137-0479.2 650479	AP Ø 203 x 38 + HEB
			➔	01/13→; → E6999999		03.0137-0479.2 650479	AP Ø 203 x 38 + HEB
 <b>Seilzug, Feststellbremse</b>							
1.0	66	07/14→	➔	⚠; Br.trommeldurchm.außen [mm]: 203; Trommelbremse	1	24.3727-0799.2 580799	L= 1.335 L2= 1.335
1.0	85	07/14→					
1.2	69	07/13→	➔	⚠; Br.trommeldurchm.außen [mm]: 228; Trommelbremse	1	24.3727-3500.2 583500	L= 1.352 L2= 1.352
1.4 LPG	64	07/13→					
1.4 S	110	11/14→					
1.2	51	10/12→	➔	⚠; 01/13→; Br.trommeldurchm.außen [mm]: 203; Trommelbremse	1	24.3727-0799.2 580799	L= 1.335 L2= 1.335
1.4	64	10/12→					
1.4	74	10/12→	➔	⚠; 01/13→; Br.trommeldurchm.außen [mm]: 228; Trommelbremse	1	24.3727-3500.2 583500	L= 1.352 L2= 1.352
<b>OPEL - AGILA (A) (H00) 09/00→12/07</b>							
 <b>Radbremsszylinder</b>							
1.0	44	08/03→12/07	➔	→ 07/07		24.3215-1701.3 020493	Ø 15,87 ALU
1.0 12V	43	09/00→12/07					
1.2 16V	55	09/00→12/07					
1.2 16V Twinport	59	07/04→12/07					
1.3 CDTI	51	08/03→12/07					












	kW					! #		
<b>OPEL - AGILA (A) (H00) 09/00→12/07</b>								
<b>Zubehörsatz, Bremsbacken</b>								
1.0 1.2 16V Twinport 1.3 CDTI	44 59 51	08/03→12/07 07/04→12/07 08/03→12/07	➔	→ 07/07			03.0137-9300.2 669300	
1.0 12V 1.2 16V	43 55	09/00→12/07 09/00→12/07	➔	→ 2G999999			03.0137-9286.2 669286	
			➔	3G0000001→; → 07/07			03.0137-9300.2 669300	
<b> Bremstrommel</b>								
1.0 1.2 16V Twinport 1.3 CDTI	44 59 51	08/03→12/07 07/04→12/07 08/03→12/07	➔	4G000001→; → 07/07			24.0220-0045.1 480189	Ø 200,0 x 38 / 202 - RLG / - ABS Ring
1.0 12V 1.2 16V	43 55	09/00→12/07 09/00→12/07	➔	→ 2G999999			24.0218-0039.1 480160	Ø 180,0 x 34,5 / 182 - RLG / - ABS Ring
			➔	4G000001→; → 07/07			24.0220-0045.1 480189	Ø 200,0 x 38 / 202 - RLG / - ABS Ring
<b> Bremsbackensatz</b>								
1.0 1.3 CDTI	44 51	08/03→12/07 08/03→12/07	➔	→ 07/07			03.0137-0465.2 650465 03.0520-1415.3 691415	Ø 200 x 29 + HEB Ø 200 x 29 Ø 15,87 + RZ / + Zub TopKit
1.0 12V 1.2 16V	43 55	09/00→12/07 09/00→12/07	➔	→ 2G999999			03.0137-0399.2 650399 03.0520-1315.3 691315	Ø 180 x 26 + HEB Ø 180 x 26 Ø 15,87 + RZ / + Zub TopKit
			➔	3G0000001→; → 07/07			03.0137-0465.2 650465 03.0520-1415.3 691415	Ø 200 x 29 + HEB Ø 200 x 29 Ø 15,87 + RZ / + Zub TopKit
1.2 16V Twinport	59	07/04→12/07	➔	→ 07/07			03.0137-0465.2 650465	Ø 200 x 29 + HEB
<b> Seilzug, Feststellbremse</b>								
1.0 1.2 16V Twinport 1.3 CDTI	44 59 51	08/03→12/07 07/04→12/07 08/03→12/07	➔	<input type="checkbox"/> ; → 07/07; Trommelbremse			24.3727-0777.2 580777	L= 1.536 + Zub
			➔	<input type="checkbox"/> ; → 07/07; Trommelbremse			24.3727-0778.2 580778	L= 1.530 + Zub
1.0 12V 1.2 16V	43 55	09/00→12/07 09/00→12/07	➔	<input type="checkbox"/> ; 1G075422→ 2G999999; Trommelbremse			24.3727-0771.2 580771	L= 1.516 + Zub
			➔	<input type="checkbox"/> ; → 1G075421; Trommelbremse			24.3727-0771.2 580771	L= 1.516 + Zub
			➔	<input type="checkbox"/> ; 1G075422→ 2G999999; Trommelbremse			24.3727-0772.2 580772	L= 1.498
			➔	<input type="checkbox"/> ; → 1G075421; Trommelbremse			24.3727-0774.2 580774	L= 1.507 + Zub
			➔	<input type="checkbox"/> ; 3G000001→; → 07/07; Trommelbremse			24.3727-0777.2 580777	L= 1.536 + Zub
			➔	<input type="checkbox"/> ; 3G000001→; → 07/07; Trommelbremse			24.3727-0778.2 580778	L= 1.530 + Zub
<b>OPEL - AGILA (B) (H08) 04/08→</b>								
<b> Radbremszylinder</b>								
1.0 1.0 1.0 LPG 1.2 1.2 1.2 LPG 1.3 CDTI	48 50 48 63 69 63 55	04/08→ 07/11→ 01/10→ 04/08→ 11/10→ 04/08→ 04/08→	➔				24.3219-1756.3 020511	BOS Ø 19,05 ALU
<b>Zubehörsatz, Bremsbacken</b>								
1.0 1.0 1.0 LPG 1.2 1.2 1.2 LPG 1.3 CDTI	48 50 48 63 69 63 55	04/08→ 07/11→ 01/10→ 04/08→ 11/10→ 04/08→ 04/08→	➔				03.0137-9287.2 669287	BOS
<b> Bremsbackensatz</b>								
1.0 1.0 1.0 LPG 1.2 1.2 1.2 LPG 1.3 CDTI	48 50 48 63 69 63 55	04/08→ 07/11→ 01/10→ 04/08→ 11/10→ 04/08→ 04/08→	➔				03.0137-0466.2 650466 03.0520-6919.3 696919	BOS Ø 200 x 32 + HEB BOS Ø 200 x 32 Ø 19,05 + RZ / + Zub TopKit
<b> Seilzug, Feststellbremse</b>								
1.0	48	04/08→	➔	<input type="checkbox"/> ; Trommelbremse			24.3727-0792.2 580792	L= 1.600














	kw			 	! #		
<b>OPEL - AGILA (B) (H08) 04/08→</b>							
 <b>Seilzug, Feststellbremse</b>							
1.0	50	07/11→	➔	<input type="checkbox"/> ; Trommelbremse		24.3727-0793.2	580793 L= 1.600
1.0 LPG	48	01/10→					
1.2	63	04/08→					
1.2	69	11/10→					
1.2 LPG	63	04/08→					
1.3 CDTi	55	04/08→					
<b>OPEL - ANTARA 05/06→</b>							
 <b>Bremsbackensatz, Feststellbremse</b>							
2.0 CDTi	93	03/07→	➔			03.0137-3011.2	653011 Ø 188 x 26 - HEB
2.0 CDTi	93	09/08→					
2.0 CDTi	125	01/16→					
2.0 CDTi 4x4	125	01/16→					
2.2 CDTi	120	12/10→					
2.2 CDTi 4x4	120	12/10→					
2.2 CDTi 4x4	135	12/10→					
2.4	103	09/08→					
2.4	123	12/10→					
2.4 4x4	103	01/07→					
2.4 4x4	123	12/10→					
2.4 LPG	103	10/08→					
2.4 LPG 4x4	103	10/08→					
3.2 V6	167	03/07→					
2.0 CDTi	110	05/06→	➔	08/06→		03.0137-3011.2	653011 Ø 188 x 26 - HEB
2.0 CDTi 4x4	110	05/06→	➔	07/06→		03.0137-3011.2	653011 Ø 188 x 26 - HEB
2.4	104	05/06→					
3.0	190	11/10→	➔	12/10→		03.0137-3011.2	653011 Ø 188 x 26 - HEB
<b>OPEL - ARENA Bus 01/97→12/01</b>							
 <b>Radbremszylinder</b>							
1.9 D	44	01/97→12/01	➔	03/98→ 09/01; - ABS		24.3223-1106.3	020317 BDX Ø 23,81 GG
			➔	03/98→ 09/01; + ABS		24.3225-1601.3	020359 TRW Ø 25,4 GG
2.5 D	55	01/97→12/01	➔	03/98→ 09/01		24.3225-1601.3	020359 TRW Ø 25,4 GG
<b>Zubehörsatz, Bremsbacken</b>							
1.9 D	44	01/97→12/01		03/98→ 03/01; - ABS		03.0137-9211.2	669211 BDX
				03/98→ 09/01; + ABS		03.0137-9216.2	669216 TRW
2.5 D	55	01/97→12/01		03/98→ 09/01		03.0137-9216.2	669216 TRW
 <b>Bremstrommel</b>							
1.9 D	44	01/97→12/01	➔	03/98→ 09/01; + ABS		24.0225-4015.2	480178 Ø 254,0 x 70 / 254,8 - RLG / - ABS Ring / mit Radbefestigungsbolzen
2.5 D	55	01/97→12/01	➔	→ 09/01		24.0225-4015.2	480178 Ø 254,0 x 70 / 254,8 - RLG / - ABS Ring / mit Radbefestigungsbolzen
 <b>Bremsbackensatz</b>							
1.9 D	44	01/97→12/01	➔	03/98→ 03/01; - ABS		03.0137-0153.2	650153 BDX Ø 255 x 46
			➔	03/98→ 09/01; + ABS		03.0137-0330.2	650330 TRW Ø 254 x 57 + HEB
						03.0520-0825.3	690825 TRW Ø 254 x 57 Ø 25,4 + RZ / + Zub TopKit
2.5 D	55	01/97→12/01	➔	03/98→ 09/01		03.0137-0330.2	650330 TRW Ø 254 x 57 + HEB
						03.0520-0825.3	690825 TRW Ø 254 x 57 Ø 25,4 + RZ / + Zub TopKit
<b>OPEL - ARENA Combi (THB) 03/98→08/01</b>							
 <b>Radbremszylinder</b>							
1.9 D	44	03/98→08/01	➔	- ABS		24.3223-1106.3	020317 BDX Ø 23,81 GG
			➔	+ ABS		24.3225-1601.3	020359 TRW Ø 25,4 GG
2.5 D	55	03/98→08/01	➔			24.3225-1601.3	020359 TRW Ø 25,4 GG
<b>Zubehörsatz, Bremsbacken</b>							
1.9 D	44	03/98→08/01		→ 03/01; - ABS		03.0137-9211.2	669211 BDX
				+ ABS		03.0137-9216.2	669216 TRW
2.5 D	55	03/98→08/01				03.0137-9216.2	669216 TRW
↓							













	kw			 	! #		
<b>OPEL - ARENA Combi (THB) 03/98→08/01</b>							
 <b>Bremstrommel</b>							
1.9 D	44	03/98→08/01	➡	+ ABS		24.0225-4015.2 480178	Ø 254,0 x 70 / 254,8 - RLG / - ABS Ring / mit Radbefestigungsbolzen
2.5 D	55	03/98→08/01	➡			24.0225-4015.2 480178	Ø 254,0 x 70 / 254,8 - RLG / - ABS Ring / mit Radbefestigungsbolzen
 <b>Bremsbackensatz</b>							
1.9 D	44	03/98→08/01	➡	→ 03/01; - ABS		03.0137-0153.2 650153	BDX Ø 255 x 46
			➡	+ ABS		03.0137-0330.2 650330	TRW Ø 254 x 57 + HEB
2.5 D	55	03/98→08/01	➡			03.0520-0825.3 690825	TRW Ø 254 x 57 Ø 25,4 + RZ / + Zub TopKit
			➡			03.0137-0330.2 650330	TRW Ø 254 x 57 + HEB
						03.0520-0825.3 690825	TRW Ø 254 x 57 Ø 25,4 + RZ / + Zub TopKit
<b>OPEL - ARENA Kasten 01/97→12/01</b>							
 <b>Radbremszylinder</b>							
1.9 D	44	01/97→12/01	➡	03/98→ 09/01; - ABS		24.3223-1106.3 020317	BDX Ø 23,81 GG
			➡	03/98→ 09/01; + ABS		24.3225-1601.3 020359	TRW Ø 25,4 GG
2.5 D	55	01/97→12/01	➡	03/98→ 09/01		24.3225-1601.3 020359	TRW Ø 25,4 GG
<b>Zubehörsatz, Bremsbacken</b>							
1.9 D	44	01/97→12/01		03/98→ 03/01; - ABS		03.0137-9211.2 669211	BDX
				03/98→ 09/01; + ABS		03.0137-9216.2 669216	TRW
2.5 D	55	01/97→12/01		03/98→ 09/01		03.0137-9216.2 669216	TRW
 <b>Bremstrommel</b>							
1.9 D	44	01/97→12/01	➡	03/98→ 09/01; + ABS		24.0225-4015.2 480178	Ø 254,0 x 70 / 254,8 - RLG / - ABS Ring / mit Radbefestigungsbolzen
2.5 D	55	01/97→12/01	➡	→ 09/01		24.0225-4015.2 480178	Ø 254,0 x 70 / 254,8 - RLG / - ABS Ring / mit Radbefestigungsbolzen
 <b>Bremsbackensatz</b>							
1.9 D	44	01/97→12/01	➡	03/98→ 03/01; - ABS		03.0137-0153.2 650153	BDX Ø 255 x 46
			➡	03/98→ 09/01; + ABS		03.0137-0330.2 650330	TRW Ø 254 x 57 + HEB
2.5 D	55	01/97→12/01	➡	03/98→ 09/01		03.0520-0825.3 690825	TRW Ø 254 x 57 Ø 25,4 + RZ / + Zub TopKit
			➡			03.0137-0330.2 650330	TRW Ø 254 x 57 + HEB
						03.0520-0825.3 690825	TRW Ø 254 x 57 Ø 25,4 + RZ / + Zub TopKit
<b>OPEL - ARENA Kasten (TB, TF) 03/98→08/01</b>							
 <b>Radbremszylinder</b>							
1.9 D	44	03/98→08/01	➡	- ABS		24.3223-1106.3 020317	BDX Ø 23,81 GG
			➡	+ ABS		24.3225-1601.3 020359	TRW Ø 25,4 GG
2.5 D	55	03/98→08/01	➡			24.3225-1601.3 020359	TRW Ø 25,4 GG
<b>Zubehörsatz, Bremsbacken</b>							
1.9 D	44	03/98→08/01		→ 03/01; - ABS		03.0137-9211.2 669211	BDX
				+ ABS		03.0137-9216.2 669216	TRW
2.5 D	55	03/98→08/01				03.0137-9216.2 669216	TRW
 <b>Bremstrommel</b>							
1.9 D	44	03/98→08/01	➡	+ ABS		24.0225-4015.2 480178	Ø 254,0 x 70 / 254,8 - RLG / - ABS Ring / mit Radbefestigungsbolzen
2.5 D	55	03/98→08/01	➡			24.0225-4015.2 480178	Ø 254,0 x 70 / 254,8 - RLG / - ABS Ring / mit Radbefestigungsbolzen
 <b>Bremsbackensatz</b>							
1.9 D	44	03/98→08/01	➡	→ 03/01; - ABS		03.0137-0153.2 650153	BDX Ø 255 x 46
↓							











	kW					! #		
<b>OPEL - ARENA Kasten (TB, TF) 03/98→08/01</b>								
 <b>Bremsbackensatz</b>								
1.9 D	44	03/98→08/01	➔	+ ABS			03.0137-0330.2 650330 03.0520-0825.3 690825	TRW Ø 254 x 57 + HEB TRW Ø 254 x 57 Ø 25,4 + RZ / + Zub TopKit
2.5 D	55	03/98→08/01	➔				03.0137-0330.2 650330 03.0520-0825.3 690825	TRW Ø 254 x 57 + HEB TRW Ø 254 x 57 Ø 25,4 + RZ / + Zub TopKit
<b>OPEL - ASTRA CLASSIC (L48) 01/09→</b>								
 <b>Seilzug, Feststellbremse</b>								
1.3 CDTI 1.6	66 85	01/09→ 01/09→	➔	☑; → 11/10; Scheibenbremse	1		24.3727-0775.2 580775	L= 1.647 L2= 1.665
<b>OPEL - ASTRA F (56_, 57_) 09/91→09/98</b>								
 <b>Radbremszylinder</b>								
1.4 i	44	09/91→09/98	➔	10/91→; → R2500000			03.3217-3512.3 020032	Lucas Ø 17,46 GG
			➔	R2500001→			24.3219-1715.3 020122 24.3219-1767.3 020552	Ø 19,05 ALU Ø 19,05 GG
1.4 i 16V 1.4 Si	66 60	02/96→09/98 03/92→09/98	➔	→ R2500000; nicht für Fahrzeuge mit verstärkter Bremse			03.3217-3512.3 020032	Lucas Ø 17,46 GG
			➔	für Fahrzeuge mit verstärkter Bremse			24.3219-1715.3 020122 24.3219-1767.3 020552	Ø 19,05 ALU Ø 19,05 GG
			➔	R2500001→; nicht für Fahrzeuge mit verstärkter Bremse			24.3219-1715.3 020122 24.3219-1767.3 020552	Ø 19,05 ALU Ø 19,05 GG
1.6 1.6 i 1.6 i 1.6 i 16V 1.7 D 1.7 TD 1.7 TDS 1.8 i 2.0 i	55 52 55 74 44 50 60 66 85	09/95→09/98 05/93→07/96 03/92→09/98 08/94→09/98 07/92→09/98 11/94→09/98 03/92→09/98 03/92→09/98 03/92→09/98	➔	→ R2500000			03.3217-3512.3 020032	Lucas Ø 17,46 GG
			➔	R2500001→			24.3219-1715.3 020122 24.3219-1767.3 020552	Ø 19,05 ALU Ø 19,05 GG
1.8 i 16V 1.8 i 16V	85 85	11/94→09/98 09/95→08/97	➔				24.3219-1715.3 020122 24.3219-1767.3 020552	Ø 19,05 ALU Ø 19,05 GG
<b>Zubehörsatz, Bremsbacken</b>								
1.4 i	44	09/91→09/98	➔	10/91→; → SP999999			03.0137-9166.2 669166	
			➔	T2500001→			03.0137-9167.2 669167	
1.4 i 16V 1.4 Si	66 60	02/96→09/98 03/92→09/98	➔	→ SP999999; Schaltgetriebe			03.0137-9166.2 669166	
1.6 1.6 i	55 52	09/95→09/98 05/93→07/96	➔	T2500001→; Schaltgetriebe			03.0137-9167.2 669167	
1.6 i 1.6 i 1.7 D	55 55 44	03/92→09/98 03/92→09/98 07/92→09/98	➔	Vollautomatik			03.0137-9167.2 669167	
1.6 i 16V 1.7 TD 1.7 TDS 1.8 i 1.8 i 16V 1.8 i 16V 2.0 i	74 50 60 66 85 85 85	08/94→09/98 11/94→09/98 03/92→09/98 03/92→09/98 11/94→09/98 09/95→08/97 03/92→09/98	➔				03.0137-9167.2 669167	
 <b>Bremstrommel</b>								
1.4 i	44	09/91→09/98	➔	10/91→			24.0220-0011.2 480016	Ø 200,0 x 37,4 / 201
1.4 i 16V 1.4 Si	66 60	02/96→09/98 03/92→09/98	➔	Vollautomatik			24.0220-0001.2 480013	Ø 200,0 x 53,5 / 201,3
			➔	Schaltgetriebe; für Fahrzeuge mit verstärkter Bremse			24.0220-0001.2 480013	Ø 200,0 x 53,5 / 201,3
			➔	Schaltgetriebe; nicht für Fahrzeuge mit verstärkter Bremse			24.0220-0011.2 480016	Ø 200,0 x 37,4 / 201
1.6 1.6 i 1.6 i	55 52 55	09/95→09/98 05/93→07/96 03/92→09/98	➔	Vollautomatik			24.0220-0001.2 480013	Ø 200,0 x 53,5 / 201,3
			➔	Schaltgetriebe			24.0220-0011.2 480016	Ø 200,0 x 37,4 / 201
1.6 i 16V 1.7 TD 1.7 TDS 1.8 i 1.8 i 16V 1.8 i 16V 2.0 i	74 50 60 66 85 85 85	08/94→09/98 11/94→09/98 03/92→09/98 03/92→09/98 11/94→09/98 09/95→08/97 03/92→09/98	➔				24.0220-0001.2 480013	Ø 200,0 x 53,5 / 201,3
↓								

























	kw			 	! #			
<b>OPEL - ASTRA F (56_, 57_) 09/91→09/98</b>								
<b> Bremstrommel</b>								
1.7 D	44	07/92→09/98	➔	für Fahrzeuge mit verstärkter Bremse	24.0220-0001.2	480013	Ø 200,0 x 53,5 / 201,3	
			➔	nicht für Fahrzeuge mit verstärkter Bremse	24.0220-0011.2	480016	Ø 200,0 x 37,4 / 201	
<b> Bremsbackensatz</b>								
1.4 i	44	09/91→09/98	➔	10/91→; → SP999999	03.0137-0266.2	650266	Ø 200 x 29 + HEB	
			➔	T2500001→	03.0137-0267.2	650267	Ø 200 x 46 + HEB	
					03.0420-4019.3	684019	DEL Ø 200 x 46 Ø 19,05 + RZ / + Zub Kit	
					03.0520-4019.3	694019	DEL Ø 200 x 46 Ø 19,05 + RZ / + Zub TopKit	
			➔	R2500001→ SP999999	03.0420-1019.3	681019	TRW Ø 200 x 29 Ø 19,05 + RZ / + Zub Kit	
					03.0520-1019.3	691019	TRW Ø 200 x 29 Ø 19,05 + RZ / + Zub TopKit	
			➔	10/91→; → R2500000	03.0520-1917.3	691917	TRW Ø 200 x 29 Ø 17,46 + RZ / + Zub TopKit	
1.4 i 16V	66	02/96→09/98	➔	→ SP999999; Schaltgetriebe	03.0137-0266.2	650266	Ø 200 x 29 + HEB	
1.4 Si	60	03/92→09/98	➔	T2500001→	03.0137-0267.2	650267	Ø 200 x 46 + HEB	
1.6	55	09/95→09/98	➔	T2500001→; Schaltgetriebe	03.0137-0267.2	650267	Ø 200 x 46 + HEB	
1.6 i	52	05/93→07/96			03.0420-4019.3	684019	DEL Ø 200 x 46 Ø 19,05 + RZ / + Zub Kit	
1.6 i	55	03/92→09/98			03.0520-4019.3	694019	DEL Ø 200 x 46 Ø 19,05 + RZ / + Zub TopKit	
1.7 D	44	07/92→09/98			03.0520-4019.3	694019	DEL Ø 200 x 46 Ø 19,05 + RZ / + Zub TopKit	
			➔	Vollautomatik	03.0137-0267.2	650267	Ø 200 x 46 + HEB	
					03.0420-4019.3	684019	DEL Ø 200 x 46 Ø 19,05 + RZ / + Zub Kit	
					03.0520-4019.3	694019	DEL Ø 200 x 46 Ø 19,05 + RZ / + Zub TopKit	
			➔	R2500001→ SP999999; Schaltgetriebe	03.0420-1019.3	681019	TRW Ø 200 x 29 Ø 19,05 + RZ / + Zub Kit	
					03.0520-1019.3	691019	TRW Ø 200 x 29 Ø 19,05 + RZ / + Zub TopKit	
			➔	→ R2500000; Schaltgetriebe	03.0520-1917.3	691917	TRW Ø 200 x 29 Ø 17,46 + RZ / + Zub TopKit	
1.6 i 16V	74	08/94→09/98	➔		03.0137-0267.2	650267	Ø 200 x 46 + HEB	
1.8 i 16V	85	11/94→09/98	➔		03.0420-4019.3	684019	DEL Ø 200 x 46 Ø 19,05 + RZ / + Zub Kit	
1.8 i 16V	85	09/95→08/97			03.0520-4019.3	694019	DEL Ø 200 x 46 Ø 19,05 + RZ / + Zub TopKit	
1.7 TD	50	11/94→09/98	➔		03.0137-0267.2	650267	Ø 200 x 46 + HEB	
1.7 TDS	60	03/92→09/98	➔	R2500001→	03.0420-4019.3	684019	DEL Ø 200 x 46 Ø 19,05 + RZ / + Zub Kit	
1.8 i	66	03/92→09/98	➔		03.0520-4019.3	694019	DEL Ø 200 x 46 Ø 19,05 + RZ / + Zub TopKit	
2.0 i	85	03/92→09/98			03.0520-3717.3	693717	Ø 200 x 46 Ø 17,46 + RZ / + Zub TopKit	
			➔	→ R2500000	03.0520-3717.3	693717	Ø 200 x 46 Ø 17,46 + RZ / + Zub TopKit	
<b> Bremsbackensatz, Feststellbremse</b>								
1.8 i 16V	82	09/95→09/96	➔		03.0137-0172.2	650172	Ø 160 x 25	
1.8 i 16V	85	11/94→09/98						
1.8 i 16V	85	09/95→08/97						
2.0 i 16V	100	02/95→09/98						
<b>Zubehörsatz, Feststellbremsbacken</b>								
1.8 i 16V	82	09/95→09/96	➔		03.0137-9243.2	669243		
1.8 i 16V	85	11/94→09/98						
1.8 i 16V	85	09/95→08/97						
2.0 i 16V	100	02/95→09/98						
<b> Seilzug, Feststellbremse</b>								
1.4	60	09/92→09/98	➔	↓; Trommelbremse	1	24.3727-0735.2	580735	L= 1.273 L2= 1.690 + Zub
1.4 i 16V	66	02/96→09/98						
1.6	55	09/95→09/98						
1.6 i	55	03/92→09/98						
1.6 i 16V	74	08/94→09/98						
1.7 D	44	07/92→09/98						
1.7 TD	50	11/94→09/98						
1.7 TDS	60	03/92→09/98						
1.8 i	66	03/92→09/98						
2.0 i	85	03/92→09/98						
1.4 i	44	09/91→09/98	➔	↓; 10/91→; Trommelbremse	1	24.3727-0735.2	580735	L= 1.273 L2= 1.690 + Zub
↓								

















	kw					! #		
<b>OPEL - ASTRA F (56_, 57_) 09/91→09/98</b>								
 <b>Seilzug, Feststellbremse</b>								
1.8 i 16V	82	09/95→09/96	➡	☑; Trommelbremse	1	24.3727-0732.2	580732	L= 1.288 L2= 1.398 + Zub
1.8 i 16V	85	11/94→09/98	➡	☑; Scheibenbremse	1	24.3727-0742.2	580742	L= 1.175 L2= 1.575 + Zub
1.8 i 16V	85	09/95→08/97						
2.0 i 16V	100	02/95→09/98						
<b>OPEL - ASTRA F Cabriolet (53_B) 03/93→03/01</b>								
 <b>Radbremszylinder</b>								
1.4 i 16V	66	01/96→03/01	➡	→ R2500000		03.3217-3512.3	020032	Lucas Ø 17,46 GG
1.4 Si	60	05/93→03/01	➡	R2500001→		24.3219-1715.3	020122	Ø 19,05 ALU
1.6 i	55	01/96→03/01				24.3219-1767.3	020552	Ø 19,05 GG
1.6 i	52	03/93→08/96	➡	05/93→; → R2500000		03.3217-3512.3	020032	Lucas Ø 17,46 GG
			➡	→ R2500000		03.3217-3512.3	020032	Lucas Ø 17,46 GG
			➡	R2500001→; → 07/96		24.3219-1715.3	020122	Ø 19,05 ALU
						24.3219-1767.3	020552	Ø 19,05 GG
			➡	R2500001→		24.3219-1715.3	020122	Ø 19,05 ALU
1.8 i 16V	85	11/94→03/01	➡	→ R2500000		03.3217-3512.3	020032	Lucas Ø 17,46 GG
			➡			24.3219-1715.3	020122	Ø 19,05 ALU
						24.3219-1767.3	020552	Ø 19,05 GG
			➡	R2500001→		24.3219-1715.3	020122	Ø 19,05 ALU
					24.3219-1767.3	020552	Ø 19,05 GG	
<b>Zubehörsatz, Bremsbacken</b>								
1.4 i 16V	66	01/96→03/01	➡			03.0137-9167.2	669167	
1.4 Si	60	05/93→03/01	➡					
1.6 i	52	03/93→08/96						
1.6 i	55	01/96→03/01						
1.8 i 16V	85	11/94→03/01						
 <b>Bremstrommel</b>								
1.4 i 16V	66	01/96→03/01	➡			24.0220-0001.2	480013	Ø 200,0 x 53,5 / 201,3
1.4 Si	60	05/93→03/01	➡					
1.6 i	52	03/93→08/96						
1.6 i	55	01/96→03/01						
1.8 i 16V	85	11/94→03/01						
 <b>Bremsbackensatz</b>								
1.4 i 16V	66	01/96→03/01	➡			03.0137-0267.2	650267	Ø 200 x 46 + HEB
1.4 Si	60	05/93→03/01	➡	R2500001→		03.0420-4019.3	684019	DEL Ø 200 x 46 Ø 19,05 + RZ / + Zub Kit
1.6 i	52	03/93→08/96				03.0520-4019.3	694019	DEL Ø 200 x 46 Ø 19,05 + RZ / + Zub TopKit
1.6 i	55	01/96→03/01				03.0520-3717.3	693717	Ø 200 x 46 Ø 17,46 + RZ / + Zub TopKit
1.8 i 16V	85	11/94→03/01	➡			03.0137-0267.2	650267	Ø 200 x 46 + HEB
						03.0420-4019.3	684019	DEL Ø 200 x 46 Ø 19,05 + RZ / + Zub Kit
						03.0520-4019.3	694019	DEL Ø 200 x 46 Ø 19,05 + RZ / + Zub TopKit
			➡	R2500001→		03.0420-4019.3	684019	DEL Ø 200 x 46 Ø 19,05 + RZ / + Zub Kit
						03.0520-4019.3	694019	DEL Ø 200 x 46 Ø 19,05 + RZ / + Zub TopKit
			➡	→ R2500000		03.0520-3717.3	693717	Ø 200 x 46 Ø 17,46 + RZ / + Zub TopKit
 <b>Bremsbackensatz, Feststellbremse</b>								
1.8 i 16V	85	11/94→03/01	➡	→ 09/98		03.0137-0172.2	650172	Ø 160 x 25
<b>Zubehörsatz, Feststellbremsbacken</b>								
1.8 i 16V	85	11/94→03/01	➡	→ 09/98		03.0137-9243.2	669243	
 <b>Seilzug, Feststellbremse</b>								
1.8 i 16V	85	11/94→03/01	➡	☑; → 09/98; Trommelbremse	1	24.3727-0732.2	580732	L= 1.288 L2= 1.398 + Zub
			➡	☑; → 09/98; Scheibenbremse	1	24.3727-0742.2	580742	L= 1.175 L2= 1.575 + Zub













	kW			 	! #		
<b>OPEL - ASTRA F Caravan (51_, 52_) 09/91→01/98</b>							
<b> Radbremszylinder</b>							
1.4	60	09/92→01/98	➔			<b>24.3219-1715.3 020122</b>	Ø 19,05 ALU
1.4 i 16V	66	02/96→01/98				<b>24.3219-1767.3 020552</b>	Ø 19,05 GG
1.4 Si	60	03/92→01/98					
1.6	55	09/95→01/98					
1.6 i	52	05/93→07/96					
1.6 i 16V	74	08/94→01/98					
1.7 D	44	07/92→01/98					
1.7 TD	50	11/94→01/98					
1.7 TDS	60	12/91→01/98					
1.8 i 16V	85	07/94→01/98					
1.4 i	44	09/91→01/98	➔	10/91→		<b>24.3219-1715.3 020122</b>	Ø 19,05 ALU
1.6 i	55	09/91→01/98				<b>24.3219-1767.3 020552</b>	Ø 19,05 GG
1.8 i	66	09/91→01/98					
<b>Zubehörsatz, Bremsbacken</b>							
1.4	60	09/92→01/98	➔	→ SP999999		<b>03.0137-9167.2 669167</b>	
1.4 i 16V	66	02/96→01/98					
1.4 Si	60	03/92→01/98	➔	T2500001→		<b>03.0137-9215.2 669215</b>	
1.6	55	09/95→01/98					
1.6 i	52	05/93→07/96					
1.6 i 16V	74	08/94→01/98					
1.7 D	44	07/92→01/98					
1.7 TD	50	11/94→01/98					
1.7 TDS	60	12/91→01/98					
1.8 i 16V	85	07/94→01/98					
1.4 i	44	09/91→01/98	➔	10/91→; → SP999999		<b>03.0137-9167.2 669167</b>	
1.6 i	55	09/91→01/98					
1.8 i	66	09/91→01/98	➔	T2500001→		<b>03.0137-9215.2 669215</b>	
<b> Bremstrommel</b>							
1.4	60	09/92→01/98	➔	→ ST999999		<b>24.0220-0001.2 480013</b>	Ø 200,0 x 53,5 / 201,3
1.4 i 16V	66	02/96→01/98					
1.4 Si	60	03/92→01/98	➔	T2500001→		<b>24.0223-0013.2 480061</b>	Ø 230,0 x 50 / 231
1.6	55	09/95→01/98					
1.6 i	52	05/93→07/96					
1.6 i 16V	74	08/94→01/98					
1.7 D	44	07/92→01/98					
1.7 TD	50	11/94→01/98					
1.7 TDS	60	12/91→01/98					
1.8 i 16V	85	07/94→01/98					
1.4 i	44	09/91→01/98	➔	10/91→; → ST999999		<b>24.0220-0001.2 480013</b>	Ø 200,0 x 53,5 / 201,3
1.6 i	55	09/91→01/98					
1.8 i	66	09/91→01/98	➔	T2500001→		<b>24.0223-0013.2 480061</b>	Ø 230,0 x 50 / 231
<b> Bremsbackensatz</b>							
1.4	60	09/92→01/98	➔	→ SP999999		<b>03.0137-0267.2 650267</b>	Ø 200 x 46 + HEB
1.4 i 16V	66	02/96→01/98				<b>03.0420-4019.3 684019</b>	DEL Ø 200 x 46 Ø 19,05 + RZ / + Zub Kit
1.4 Si	60	03/92→01/98					
1.6	55	09/95→01/98				<b>03.0520-4019.3 694019</b>	DEL Ø 200 x 46 Ø 19,05 + RZ / + Zub TopKit
1.6 i	52	05/93→07/96					
1.6 i 16V	74	08/94→01/98					
1.7 D	44	07/92→01/98	➔	T2500001→		<b>03.0137-0322.2 650322</b>	Ø 230 x 42
1.7 TD	50	11/94→01/98				<b>03.0520-5719.3 695719</b>	TRW Ø 230 x 42 Ø 19,05 + RZ / + Zub TopKit
1.7 TDS	60	12/91→01/98					
1.8 i 16V	85	07/94→01/98					
1.4 i	44	09/91→01/98	➔	10/91→; → SP999999		<b>03.0137-0267.2 650267</b>	Ø 200 x 46 + HEB
1.6 i	55	09/91→01/98				<b>03.0420-4019.3 684019</b>	DEL Ø 200 x 46 Ø 19,05 + RZ / + Zub Kit
1.8 i	66	09/91→01/98				<b>03.0520-4019.3 694019</b>	DEL Ø 200 x 46 Ø 19,05 + RZ / + Zub TopKit
			➔	T2500001→		<b>03.0137-0322.2 650322</b>	Ø 230 x 42
						<b>03.0520-5719.3 695719</b>	TRW Ø 230 x 42 Ø 19,05 + RZ / + Zub TopKit
<b> Bremsbackensatz, Feststellbremse</b>							
1.8 i 16V	85	07/94→01/98	➔			<b>03.0137-0172.2 650172</b>	Ø 160 x 25
1.8 i 16V	92	06/93→01/98					
<b>Zubehörsatz, Feststellbremsbacken</b>							
1.8 i 16V	85	07/94→01/98	➔			<b>03.0137-9243.2 669243</b>	
1.8 i 16V	92	06/93→01/98					
<b> Seilzug, Feststellbremse</b>							
1.4	60	09/92→01/98	➔	⚠; Trommelbremse	1	<b>24.3727-0732.2 580732</b>	L= 1.288 L2= 1.398 + Zub
1.4 i 16V	66	02/96→01/98					
1.4 Si	60	03/92→01/98					
1.6	55	09/95→01/98					
1.6 i	52	05/93→07/96					
↓							

	kw			 	! #		
<b>OPEL - ASTRA F Caravan (51_, 52_) 09/91→01/98</b>							
 <b>Seilzug, Feststellbremse</b>							
1.6 i 16V 1.7 D 1.7 TD 1.7 TDS	74 44 50 60	08/94→01/98 07/92→01/98 11/94→01/98 12/91→01/98	➔	☑; Trommelbremse	1	24.3727-0732.2 580732	L= 1.288 L2= 1.398 + Zub
1.4 i 1.6 i 1.8 i	44 55 66	09/91→01/98 09/91→01/98 09/91→01/98	➔	☑; 10/91→; Trommelbremse	1	24.3727-0732.2 580732	L= 1.288 L2= 1.398 + Zub
1.8 i 16V 1.8 i 16V	85 92	07/94→01/98 06/93→01/98	➔	☑; Trommelbremse	1	24.3727-0732.2 580732	L= 1.288 L2= 1.398 + Zub
			➔	☑; Scheibenbremse	1	24.3727-0742.2 580742	L= 1.175 L2= 1.575 + Zub
<b>OPEL - ASTRA F CC (53_, 54_, 58_, 59_) 09/91→01/98</b>							
 <b>Radbremszylinder</b>							
1.4 i 1.6 1.6 i 1.6 i 16V 1.7 D 1.7 TD 1.7 TDS	44 55 52 74 44 50 60	03/92→01/98 09/95→01/98 05/93→07/96 08/94→01/98 07/92→01/98 11/94→01/98 12/91→01/98	➔	→ R2500000		03.3217-3512.3 020032	Lucas Ø 17,46 GG
			➔	R2500001→		24.3219-1715.3 020122	Ø 19,05 ALU
						24.3219-1767.3 020552	Ø 19,05 GG
1.4 i 16V 1.4 Si	66 60	01/96→01/98 03/92→01/98	➔	→ R2500000; nicht für Fahrzeuge mit verstärkter Bremsen		03.3217-3512.3 020032	Lucas Ø 17,46 GG
			➔	für Fahrzeuge mit verstärkter Bremsen		24.3219-1715.3 020122	Ø 19,05 ALU
						24.3219-1767.3 020552	Ø 19,05 GG
			➔	R2500001→; nicht für Fahrzeuge mit verstärkter Bremsen		24.3219-1715.3 020122	Ø 19,05 ALU
						24.3219-1767.3 020552	Ø 19,05 GG
1.6 i 1.8 i 2.0 i	55 66 85	09/91→01/98 09/91→01/98 09/91→01/98	➔	10/91→; → R2500000		03.3217-3512.3 020032	Lucas Ø 17,46 GG
			➔	R2500001→		24.3219-1715.3 020122	Ø 19,05 ALU
						24.3219-1767.3 020552	Ø 19,05 GG
1.8 i 16V	85	09/94→01/98	➔	11/94→		24.3219-1715.3 020122	Ø 19,05 ALU
						24.3219-1767.3 020552	Ø 19,05 GG
<b>Zubehörsatz, Bremsbacken</b>							
1.4 i	44	03/92→01/98	➔	→ SP999999		03.0137-9166.2 669166	
			➔	T2500001→		03.0137-9167.2 669167	
1.4 i 16V 1.4 Si 1.6 1.6 i 1.7 D	66 60 55 52 44	01/96→01/98 03/92→01/98 09/95→01/98 05/93→07/96 07/92→01/98	➔	→ SP999999; Schaltgetriebe		03.0137-9166.2 669166	
			➔	T2500001→; Schaltgetriebe		03.0137-9167.2 669167	
			➔	Vollautomatik		03.0137-9167.2 669167	
1.6 i	55	09/91→01/98	➔	10/91→; → SP999999; Schaltgetriebe		03.0137-9166.2 669166	
			➔	T2500001→; Schaltgetriebe		03.0137-9167.2 669167	
			➔	10/91→; Vollautomatik		03.0137-9167.2 669167	
1.6 i 16V 1.7 TD 1.7 TDS	74 50 60	08/94→01/98 11/94→01/98 12/91→01/98	➔			03.0137-9167.2 669167	
1.8 i 2.0 i	66 85	09/91→01/98 09/91→01/98	➔	10/91→		03.0137-9167.2 669167	
1.8 i 16V	85	09/94→01/98	➔	11/94→		03.0137-9167.2 669167	
 <b>Bremstrommel</b>							
1.4 i	44	03/92→01/98	➔			24.0220-0011.2 480016	Ø 200,0 x 37,4 / 201
1.4 i 16V 1.4 Si	66 60	01/96→01/98 03/92→01/98	➔	Vollautomatik		24.0220-0001.2 480013	Ø 200,0 x 53,5 / 201,3
			➔	Schaltgetriebe; für Fahrzeuge mit verstärkter Bremsen		24.0220-0001.2 480013	Ø 200,0 x 53,5 / 201,3
			➔	Schaltgetriebe; nicht für Fahrzeuge mit verstärkter Bremsen		24.0220-0011.2 480016	Ø 200,0 x 37,4 / 201
1.6 1.6 i	55 52	09/95→01/98 05/93→07/96	➔	Vollautomatik		24.0220-0001.2 480013	Ø 200,0 x 53,5 / 201,3
			➔	Schaltgetriebe		24.0220-0011.2 480016	Ø 200,0 x 37,4 / 201
1.6 i	55	09/91→01/98	➔	10/91→; Vollautomatik		24.0220-0001.2 480013	Ø 200,0 x 53,5 / 201,3
			➔	10/91→; Schaltgetriebe		24.0220-0011.2 480016	Ø 200,0 x 37,4 / 201
1.6 i 16V 1.7 TD 1.7 TDS	74 50 60	08/94→01/98 11/94→01/98 12/91→01/98	➔			24.0220-0001.2 480013	Ø 200,0 x 53,5 / 201,3
1.7 D ↓	44	07/92→01/98	➔	für Fahrzeuge mit verstärkter Bremsen		24.0220-0001.2 480013	Ø 200,0 x 53,5 / 201,3








	kw					! #		
<b>OPEL - ASTRA F CC (53_, 54_, 58_, 59_) 09/91→01/98</b>								
<b>Bremstrommel</b>								
1.7 D	44	07/92→01/98	➔	nicht für Fahrzeuge mit verstärkter Bremse			<b>24.0220-0011.2 480016</b>	Ø 200,0 x 37,4 / 201
1.8 i	66	09/91→01/98	➔	10/91→			<b>24.0220-0001.2 480013</b>	Ø 200,0 x 53,5 / 201,3
2.0 i	85	09/91→01/98						
1.8 i 16V	85	09/94→01/98	➔	11/94→			<b>24.0220-0001.2 480013</b>	Ø 200,0 x 53,5 / 201,3
<b>Bremsbackensatz</b>								
1.4 i	44	03/92→01/98	➔	→ SP999999			<b>03.0137-0266.2 650266</b>	Ø 200 x 29 + HEB
			➔	T2500001→			<b>03.0137-0267.2 650267</b>	Ø 200 x 46 + HEB
							<b>03.0420-4019.3 684019</b>	DEL Ø 200 x 46 Ø 19,05 + RZ / + Zub Kit
							<b>03.0520-4019.3 694019</b>	DEL Ø 200 x 46 Ø 19,05 + RZ / + Zub TopKit
			➔	R2500001→ SP999999			<b>03.0420-1019.3 681019</b>	TRW Ø 200 x 29 Ø 19,05 + RZ / + Zub Kit
							<b>03.0520-1019.3 691019</b>	TRW Ø 200 x 29 Ø 19,05 + RZ / + Zub TopKit
			➔	→ R2500000			<b>03.0520-1917.3 691917</b>	TRW Ø 200 x 29 Ø 17,46 + RZ / + Zub TopKit
1.4 i 16V	66	01/96→01/98	➔	→ SP999999; Schaltgetriebe			<b>03.0137-0266.2 650266</b>	Ø 200 x 29 + HEB
1.4 Si	60	03/92→01/98						
1.6	55	09/95→01/98	➔	T2500001→; Schaltgetriebe			<b>03.0137-0267.2 650267</b>	Ø 200 x 46 + HEB
1.6 i	52	05/93→07/96					<b>03.0420-4019.3 684019</b>	DEL Ø 200 x 46 Ø 19,05 + RZ / + Zub Kit
1.7 D	44	07/92→01/98					<b>03.0520-4019.3 694019</b>	DEL Ø 200 x 46 Ø 19,05 + RZ / + Zub TopKit
			➔	Vollautomatik			<b>03.0137-0267.2 650267</b>	Ø 200 x 46 + HEB
							<b>03.0420-4019.3 684019</b>	DEL Ø 200 x 46 Ø 19,05 + RZ / + Zub Kit
							<b>03.0520-4019.3 694019</b>	DEL Ø 200 x 46 Ø 19,05 + RZ / + Zub TopKit
			➔	R2500001→ SP999999; Schaltgetriebe			<b>03.0420-1019.3 681019</b>	TRW Ø 200 x 29 Ø 19,05 + RZ / + Zub Kit
							<b>03.0520-1019.3 691019</b>	TRW Ø 200 x 29 Ø 19,05 + RZ / + Zub TopKit
			➔	→ R2500000; Schaltgetriebe			<b>03.0520-1917.3 691917</b>	TRW Ø 200 x 29 Ø 17,46 + RZ / + Zub TopKit
1.6 i	55	09/91→01/98	➔	10/91→; → SP999999; Schaltgetriebe			<b>03.0137-0266.2 650266</b>	Ø 200 x 29 + HEB
			➔	T2500001→; Schaltgetriebe			<b>03.0137-0267.2 650267</b>	Ø 200 x 46 + HEB
							<b>03.0420-4019.3 684019</b>	DEL Ø 200 x 46 Ø 19,05 + RZ / + Zub Kit
							<b>03.0520-4019.3 694019</b>	DEL Ø 200 x 46 Ø 19,05 + RZ / + Zub TopKit
			➔	10/91→; Vollautomatik			<b>03.0137-0267.2 650267</b>	Ø 200 x 46 + HEB
							<b>03.0420-4019.3 684019</b>	DEL Ø 200 x 46 Ø 19,05 + RZ / + Zub Kit
							<b>03.0520-4019.3 694019</b>	DEL Ø 200 x 46 Ø 19,05 + RZ / + Zub TopKit
			➔	R2500001→ SP999999; Schaltgetriebe			<b>03.0420-1019.3 681019</b>	TRW Ø 200 x 29 Ø 19,05 + RZ / + Zub Kit
							<b>03.0520-1019.3 691019</b>	TRW Ø 200 x 29 Ø 19,05 + RZ / + Zub TopKit
			➔	10/91→; → R2500000; Schaltgetriebe			<b>03.0520-1917.3 691917</b>	TRW Ø 200 x 29 Ø 17,46 + RZ / + Zub TopKit
1.6 i 16V	74	08/94→01/98	➔				<b>03.0137-0267.2 650267</b>	Ø 200 x 46 + HEB
							<b>03.0420-4019.3 684019</b>	DEL Ø 200 x 46 Ø 19,05 + RZ / + Zub Kit
							<b>03.0520-4019.3 694019</b>	DEL Ø 200 x 46 Ø 19,05 + RZ / + Zub TopKit
1.7 TD	50	11/94→01/98	➔				<b>03.0137-0267.2 650267</b>	Ø 200 x 46 + HEB
1.7 TDS	60	12/91→01/98	➔	R2500001→			<b>03.0420-4019.3 684019</b>	DEL Ø 200 x 46 Ø 19,05 + RZ / + Zub Kit
							<b>03.0520-4019.3 694019</b>	DEL Ø 200 x 46 Ø 19,05 + RZ / + Zub TopKit
			➔	→ R2500000			<b>03.0520-3717.3 693717</b>	Ø 200 x 46 Ø 17,46 + RZ / + Zub TopKit
1.8 i	66	09/91→01/98	➔	10/91→			<b>03.0137-0267.2 650267</b>	Ø 200 x 46 + HEB
2.0 i	85	09/91→01/98	➔	R2500001→			<b>03.0420-4019.3 684019</b>	DEL Ø 200 x 46 Ø 19,05 + RZ / + Zub Kit








	kw					! #		
<b>OPEL - ASTRA F CC (53_, 54_, 58_, 59_) 09/91→01/98</b>								
 <b>Bremsbackensatz</b>								
1.8 i 2.0 i	66 85	09/91→01/98 09/91→01/98	➔	R2500001→			<b>03.0520-4019.3 694019</b>	DEL Ø 200 x 46 Ø 19,05 + RZ / + Zub TopKit
			➔	10/91→; → R2500000			<b>03.0520-3717.3 693717</b>	Ø 200 x 46 Ø 17,46 + RZ / + Zub TopKit
1.8 i 16V	85	09/94→01/98	➔	11/94→			<b>03.0137-0267.2 650267</b> <b>03.0420-4019.3 684019</b> <b>03.0520-4019.3 694019</b>	Ø 200 x 46 + HEB DEL Ø 200 x 46 Ø 19,05 + RZ / + Zub Kit DEL Ø 200 x 46 Ø 19,05 + RZ / + Zub TopKit
 <b>Bremsbackensatz, Feststellbremse</b>								
1.8 i 16V 2.0 i 16V	85 100	09/94→01/98 02/95→01/98	➔				<b>03.0137-0172.2 650172</b>	Ø 160 x 25
2.0 GSI 16V	110	09/91→01/98	➔	10/91→			<b>03.0137-0172.2 650172</b>	Ø 160 x 25
<b>Zubehörsatz, Feststellbremsbacken</b>								
1.8 i 16V 2.0 i 16V	85 100	09/94→01/98 02/95→01/98	➔				<b>03.0137-9243.2 669243</b>	
2.0 GSI 16V	110	09/91→01/98	➔	10/91→			<b>03.0137-9243.2 669243</b>	
 <b>Seilzug, Feststellbremse</b>								
1.4 1.4 i 1.4 i 16V 1.6 1.6 i 1.6 i 16V 1.7 D 1.7 TD 1.7 TDS	60 44 66 55 52 74 44 50 60	09/92→01/98 03/92→01/98 01/96→01/98 09/95→01/98 05/93→07/96 08/94→01/98 07/92→01/98 11/94→01/98 12/91→01/98	➔	☒; Trommelbremse	1		<b>24.3727-0735.2 580735</b>	L= 1.273 L2= 1.690 + Zub
1.6 i 1.8 i 2.0 i	55 66 85	09/91→01/98 09/91→01/98 09/91→01/98	➔	☒; 10/91→; Trommelbremse	1		<b>24.3727-0735.2 580735</b>	L= 1.273 L2= 1.690 + Zub
1.8 i 16V 2.0 i 16V	85 100	09/94→01/98 02/95→01/98	➔	☒; Trommelbremse	1		<b>24.3727-0732.2 580732</b>	L= 1.288 L2= 1.398 + Zub
			➔	☒; Scheibenbremse	1		<b>24.3727-0742.2 580742</b>	L= 1.175 L2= 1.575 + Zub
2.0 GSI 16V	110	09/91→01/98	➔	☒; 10/91→; Trommelbremse	1		<b>24.3727-0732.2 580732</b>	L= 1.288 L2= 1.398 + Zub
			➔	☒; 10/91→; Scheibenbremse	1		<b>24.3727-0742.2 580742</b>	L= 1.175 L2= 1.575 + Zub
<b>OPEL - ASTRA F CLASSIC Caravan 01/98→01/05</b>								
 <b>Radbremszylinder</b>								
1.4 i 1.6 i 1.6 i 16V	44 55 74	01/98→01/05 01/98→01/05 01/98→01/05	➔				<b>24.3219-1715.3 020122</b>	Ø 19,05 ALU
<b>Zubehörsatz, Bremsbacken</b>								
1.4 i 1.6 i 1.6 i 16V	44 55 74	01/98→01/05 01/98→01/05 01/98→01/05	➔				<b>03.0137-9215.2 669215</b>	
 <b>Bremstrommel</b>								
1.4 i 1.6 i 1.6 i 16V	44 55 74	01/98→01/05 01/98→01/05 01/98→01/05	➔				<b>24.0223-0013.2 480061</b>	Ø 230,0 x 50 / 231
 <b>Bremsbackensatz</b>								
1.4 i 1.6 i 1.6 i 16V	44 55 74	01/98→01/05 01/98→01/05 01/98→01/05	➔				<b>03.0137-0322.2 650322</b>	Ø 230 x 42
 <b>Seilzug, Feststellbremse</b>								
1.4 i 1.6 i 1.6 i 16V	44 55 74	01/98→01/05 01/98→01/05 01/98→01/05	➔	☒	1		<b>24.3727-0732.2 580732</b>	L= 1.288 L2= 1.398 + Zub
<b>OPEL - ASTRA F CLASSIC CC 01/98→08/02</b>								
 <b>Radbremszylinder</b>								
1.4 i 1.6 i 1.6 i 16V ↓	44 55 74	01/98→08/02 01/98→08/02 01/98→08/02	➔				<b>24.3219-1715.3 020122</b>	Ø 19,05 ALU








	kw					! #		
<b>OPEL - ASTRA F CLASSIC CC 01/98→08/02</b>								
<b>Zubehörsatz, Bremsbacken</b>								
1.4 i	44	01/98→08/02	➔				03.0137-9167.2	669167
1.6 i	55	01/98→08/02	➔					
1.6 i 16V	74	01/98→08/02	➔					
 <b>Bremstrommel</b>								
1.4 i	44	01/98→08/02	➔				24.0220-0001.2	480013 Ø 200,0 x 53,5 / 201,3
1.6 i	55	01/98→08/02	➔					
1.6 i 16V	74	01/98→08/02	➔					
 <b>Bremsbackensatz</b>								
1.4 i	44	01/98→08/02	➔				03.0137-0267.2	650267 Ø 200 x 46 + HEB
1.6 i	55	01/98→08/02	➔					
1.6 i 16V	74	01/98→08/02	➔					
 <b>Seilzug, Feststellbremse</b>								
1.4 i	44	01/98→08/02	➔	⬇	1	24.3727-0735.2	580735	L= 1.273 L2= 1.690 + Zub
1.6 i	55	01/98→08/02	➔					
1.6 i 16V	74	01/98→08/02	➔					
<b>OPEL - ASTRA F CLASSIC Stufenheck 01/98→08/02</b>								
 <b>Radbremszylinder</b>								
1.4 i	44	01/98→08/02	➔				24.3219-1715.3	020122 Ø 19,05 ALU
1.6 i	55	01/98→08/02	➔					
1.6 i 16V	74	01/98→08/02	➔					
<b>Zubehörsatz, Bremsbacken</b>								
1.4 i	44	01/98→08/02	➔				03.0137-9167.2	669167
1.6 i	55	01/98→08/02	➔					
1.6 i 16V	74	01/98→08/02	➔					
 <b>Bremstrommel</b>								
1.4 i	44	01/98→08/02	➔				24.0220-0001.2	480013 Ø 200,0 x 53,5 / 201,3
1.6 i	55	01/98→08/02	➔					
1.6 i 16V	74	01/98→08/02	➔					
 <b>Bremsbackensatz</b>								
1.4 i	44	01/98→08/02	➔				03.0137-0267.2	650267 Ø 200 x 46 + HEB
1.6 i	55	01/98→08/02	➔					
1.6 i 16V	74	01/98→08/02	➔					
 <b>Seilzug, Feststellbremse</b>								
1.4 i	44	01/98→08/02	➔	⬇	1	24.3727-0735.2	580735	L= 1.273 L2= 1.690 + Zub
1.6 i	55	01/98→08/02	➔					
1.6 i 16V	74	01/98→08/02	➔					
<b>OPEL - ASTRA F Van (55_) 10/91→01/99</b>								
 <b>Radbremszylinder</b>								
1.4 i	44	10/91→01/99	➔	→ 09/98			24.3219-1715.3	020122 Ø 19,05 ALU
1.7 D	44	07/92→01/99	➔				24.3219-1767.3	020552 Ø 19,05 GG
1.7 TD	50	08/94→01/99	➔					
1.6 i	52	02/93→07/96	➔	05/93→; → R2500000			03.3217-3512.3	020032 Lucas Ø 17,46 GG
			➔				24.3219-1715.3	020122 Ø 19,05 ALU
			➔				24.3219-1767.3	020552 Ø 19,05 GG
			➔	R2500001→			24.3219-1715.3	020122 Ø 19,05 ALU
1.7 TD	60	03/95→02/98	➔				24.3219-1767.3	020552 Ø 19,05 GG
			➔				24.3219-1715.3	020122 Ø 19,05 ALU
<b>Zubehörsatz, Bremsbacken</b>								
1.4 i	44	10/91→01/99	➔	→ SP999999			03.0137-9167.2	669167
1.7 D	44	07/92→01/99	➔					
1.7 TD	50	08/94→01/99	➔	T2500001→; → 09/98			03.0137-9215.2	669215
1.6 i	52	02/93→07/96	➔	→ SP999999			03.0137-9167.2	669167
1.7 TD	60	03/95→02/98	➔	T2500001→			03.0137-9215.2	669215
 <b>Bremstrommel</b>								
1.4 i	44	10/91→01/99	➔	→ ST999999			24.0220-0001.2	480013 Ø 200,0 x 53,5 / 201,3
1.7 D	44	07/92→01/99	➔					
1.7 TD	50	08/94→01/99	➔	T2500001→; → 09/98			24.0223-0013.2	480061 Ø 230,0 x 50 / 231
1.6 i	52	02/93→07/96	➔	→ ST999999			24.0220-0001.2	480013 Ø 200,0 x 53,5 / 201,3
1.7 TD	60	03/95→02/98	➔	T2500001→			24.0223-0013.2	480061 Ø 230,0 x 50 / 231
↓								














	kw					! #		
<b>OPEL - ASTRA F Van (55_) 10/91→01/99</b>								
 <b>Bremsbackensatz</b>								
1.4 i 1.7 D 1.7 TD	44 44 50	10/91→01/99 07/92→01/99 08/94→01/99	➔	→ SP999999			<b>03.0137-0267.2 650267</b> <b>03.0420-4019.3 684019</b> <b>03.0520-4019.3 694019</b>	Ø 200 x 46 + HEB DEL Ø 200 x 46 Ø 19,05 + RZ / + Zub Kit DEL Ø 200 x 46 Ø 19,05 + RZ / + Zub TopKit
			➔	T2500001→; → 09/98			<b>03.0137-0322.2 650322</b> <b>03.0520-5719.3 695719</b>	Ø 230 x 42 TRW Ø 230 x 42 Ø 19,05 + RZ / + Zub TopKit
1.6 i 1.7 TD	52 60	02/93→07/96 03/95→02/98	➔	→ SP999999			<b>03.0137-0267.2 650267</b> <b>03.0420-4019.3 684019</b> <b>03.0520-4019.3 694019</b>	Ø 200 x 46 + HEB DEL Ø 200 x 46 Ø 19,05 + RZ / + Zub Kit DEL Ø 200 x 46 Ø 19,05 + RZ / + Zub TopKit
			➔	T2500001→			<b>03.0137-0322.2 650322</b> <b>03.0520-5719.3 695719</b>	Ø 230 x 42 TRW Ø 230 x 42 Ø 19,05 + RZ / + Zub TopKit
 <b>Seilzug, Feststellbremse</b>								
1.4 i 1.7 D 1.7 TD	44 44 50	10/91→01/99 07/92→01/99 08/94→01/99	➔	↓; → 09/98; Trommelbremse	1	<b>24.3727-0732.2 580732</b>		L= 1.288 L2= 1.398 + Zub
1.6 i 1.7 TD	52 60	02/93→07/96 03/95→02/98	➔	↓; Trommelbremse	1	<b>24.3727-0732.2 580732</b>		L= 1.288 L2= 1.398 + Zub
<b>OPEL - ASTRA G Cabriolet (F67) 03/01→10/05</b>								
 <b>Seilzug, Feststellbremse</b>								
2.0 16V Turbo 2.0 OPC 2.2 16V 2.2 DTI	147 141 108 92	11/02→10/05 03/02→10/05 03/01→10/05 09/02→10/05	←	↑; 42000001→; Scheibenbremse	1	<b>24.3727-0748.2 580748</b>		L= 279 + Zub
			←	↑; → 22006460; Scheibenbremse	1	<b>24.3727-0748.2 580748</b>		L= 279 + Zub
			←	↑; 22006461→ 38999999; Scheibenbremse	1	<b>24.3727-0748.2 580748</b>		L= 279 + Zub
			➔	↓; → 22006460; Scheibenbremse	1	<b>24.3727-0752.2 580752</b>		L= 1.593 L2= 1.593 + Zub
			➔	↓; 22006461→ 38999999; Scheibenbremse	1	<b>24.3727-0753.2 580753</b>		L= 1.592 L2= 1.592 + Zub
			➔	↓; 42000001→; Scheibenbremse	1	<b>24.3727-0783.2 580783</b>		L= 1.587 L2= 1.587 + Zub
<b>OPEL - ASTRA G Caravan (F35_) 02/98→12/09</b>								
 <b>Radbremszylinder</b>								
1.2 16V 1.6 1.6 16V 1.7 TD	48 55 74 50	02/98→09/00 02/98→09/00 02/98→07/04 02/98→08/00	➔	04/98→		<b>24.3219-1715.3 020122</b>		Ø 19,05 ALU
1.2 16V 1.4 16V 1.6 1.6 1.6 CNG 1.7 DTI 16V	55 66 62 76 71 55	09/00→07/04 06/98→07/04 09/00→07/04 12/02→07/09 03/03→07/04 02/00→07/04	➔			<b>24.3219-1715.3 020122</b>		Ø 19,05 ALU
1.4	66	10/04→12/09	➔	09/07→		<b>24.3219-1715.3 020122</b>		Ø 19,05 ALU
<b>Zubehörsatz, Bremsbacken</b>								
1.2 16V 1.6 1.6 16V	48 55 74	02/98→09/00 02/98→09/00 02/98→07/04	➔	22000001→		<b>03.0137-9215.2 669215</b>		
			➔	04/98→; → 18999999		<b>03.0137-9215.2 669215</b>		
1.2 16V 1.4 16V 1.6 1.6 1.6 CNG 1.7 DTI 16V	55 66 62 76 71 55	09/00→07/04 06/98→07/04 09/00→07/04 12/02→07/09 03/03→07/04 02/00→07/04	➔	→ 18999999		<b>03.0137-9215.2 669215</b>		
			➔	22000001→		<b>03.0137-9215.2 669215</b>		
1.4	66	10/04→12/09	➔	09/07→		<b>03.0137-9215.2 669215</b>		
1.7 TD	50	02/98→08/00	➔	04/98→		<b>03.0137-9215.2 669215</b>		
 <b>Bremstrommel</b>								
1.2 16V 1.6 1.6 16V 1.7 TD	48 55 74 50	02/98→09/00 02/98→09/00 02/98→07/04 02/98→08/00	➔	04/98→		<b>24.0223-0013.2 480061</b>		Ø 230,0 x 50 / 231
1.2 16V 1.4 16V 1.6 1.6	55 66 62 76	09/00→07/04 06/98→07/04 09/00→07/04 12/02→07/09	➔			<b>24.0223-0013.2 480061</b>		Ø 230,0 x 50 / 231


















































	kw					! #		
<b>OPEL - ASTRA G Caravan (F35_) 02/98→12/09</b>								
<b>Bremstrommel</b>								
1.6 CNG	71	03/03→07/04	➔				24.0223-0013.2 480061	Ø 230,0 x 50 / 231
1.7 DTI 16V	55	02/00→07/04						
1.4	66	10/04→12/09	➔	09/07→			24.0223-0013.2 480061	Ø 230,0 x 50 / 231
<b>Bremsbackensatz</b>								
1.2 16V	48	02/98→09/00	➔	04/98→; → 18999999			03.0137-0322.2 650322	Ø 230 x 42
1.6	55	02/98→09/00					03.0520-5719.3 695719	TRW Ø 230 x 42 Ø 19,05 + RZ / + Zub TopKit
1.6 16V	74	02/98→07/04					03.0137-0424.2 650424	Ø 230 x 42 + HEB
			➔	22000001→			03.0520-6019.3 696019	Ø 230 x 42 Ø 19,05 + RZ / + Zub TopKit
1.2 16V	55	09/00→07/04	➔	→ 18999999			03.0137-0322.2 650322	Ø 230 x 42
1.4 16V	66	06/98→07/04					03.0520-5719.3 695719	TRW Ø 230 x 42 Ø 19,05 + RZ / + Zub TopKit
1.6	62	09/00→07/04						
1.6	76	12/02→07/09						
1.6 CNG	71	03/03→07/04	➔	22000001→			03.0137-0424.2 650424	Ø 230 x 42 + HEB
1.7 DTI 16V	55	02/00→07/04					03.0520-6019.3 696019	Ø 230 x 42 Ø 19,05 + RZ / + Zub TopKit
1.4	66	10/04→12/09	➔	09/07→			03.0137-0424.2 650424	Ø 230 x 42 + HEB
							03.0520-6019.3 696019	Ø 230 x 42 Ø 19,05 + RZ / + Zub TopKit
1.7 TD	50	02/98→08/00	➔	04/98→			03.0137-0322.2 650322	Ø 230 x 42
							03.0520-5719.3 695719	TRW Ø 230 x 42 Ø 19,05 + RZ / + Zub TopKit
<b>Seilzug, Feststellbremse</b>								
1.2 16V	48	02/98→09/00	←	☒; 04/98→; → 22006460; Scheibenbremse	1	24.3727-0748.2 580748	L= 279 + Zub	
1.6	55	02/98→09/00	←	☒; 04/98→; Trommelbremse	1	24.3727-0748.2 580748	L= 279 + Zub	
1.6 16V	74	02/98→07/04	←	☒; 22006461→ 38999999; Scheibenbremse	1	24.3727-0748.2 580748	L= 279 + Zub	
			←	☒; 42000001→; Scheibenbremse	1	24.3727-0748.2 580748	L= 279 + Zub	
			➔	☒; 04/98→; Trommelbremse	2	24.3727-0746.2 580746	L= 182 + Zub	
			➔	☒; 04/98→; Trommelbremse	1	24.3727-0747.2 580747	L= 1.252 L2= 1.252 + Zub	
			➔	☒; 04/98→; → 22006460; Scheibenbremse	1	24.3727-0752.2 580752	L= 1.593 L2= 1.593 + Zub	
			➔	☒; 22006461→ 38999999; Scheibenbremse	1	24.3727-0753.2 580753	L= 1.592 L2= 1.592 + Zub	
			➔	☒; 42000001→; Scheibenbremse	1	24.3727-0783.2 580783	L= 1.587 L2= 1.587 + Zub	
1.2 16V	55	09/00→07/04	←	☒; Trommelbremse	1	24.3727-0748.2 580748	L= 279 + Zub	
1.4 16V	66	06/98→07/04	←	☒; 42000001→; Scheibenbremse	1	24.3727-0748.2 580748	L= 279 + Zub	
1.6	62	09/00→07/04	←	☒; → 22006460; Scheibenbremse	1	24.3727-0748.2 580748	L= 279 + Zub	
1.6	76	12/02→07/09	←	☒; 22006461→ 38999999; Scheibenbremse	1	24.3727-0748.2 580748	L= 279 + Zub	
1.6 CNG	71	03/03→07/04	←	☒; Trommelbremse	2	24.3727-0746.2 580746	L= 182 + Zub	
1.7 DTI 16V	55	02/00→07/04	←	☒; Trommelbremse	1	24.3727-0747.2 580747	L= 1.252 L2= 1.252 + Zub	
			➔	☒; → 22006460; Scheibenbremse	1	24.3727-0752.2 580752	L= 1.593 L2= 1.593 + Zub	
			➔	☒; 22006461→ 38999999; Scheibenbremse	1	24.3727-0753.2 580753	L= 1.592 L2= 1.592 + Zub	
			➔	☒; 42000001→; Scheibenbremse	1	24.3727-0783.2 580783	L= 1.587 L2= 1.587 + Zub	
1.4	66	10/04→12/09	←	☒; 09/07→; Scheibenbremse	1	24.3727-0748.2 580748	L= 279 + Zub	
			←	☒; 09/07→; Trommelbremse	1	24.3727-0748.2 580748	L= 279 + Zub	
			➔	☒; 09/07→; Trommelbremse	2	24.3727-0746.2 580746	L= 182 + Zub	
			➔	☒; 09/07→; Trommelbremse	1	24.3727-0747.2 580747	L= 1.252 L2= 1.252 + Zub	
			➔	☒; 09/07→; Scheibenbremse	1	24.3727-0783.2 580783	L= 1.587 L2= 1.587 + Zub	
1.7 CDTI	59	04/03→07/09	←	☒; 42000001→; Scheibenbremse	1	24.3727-0748.2 580748	L= 279 + Zub	
			←	☒; → 38999999; Scheibenbremse	1	24.3727-0748.2 580748	L= 279 + Zub	
			➔	☒; → 38999999; Scheibenbremse	1	24.3727-0753.2 580753	L= 1.592 L2= 1.592 + Zub	
			➔	☒; 42000001→; Scheibenbremse	1	24.3727-0783.2 580783	L= 1.587 L2= 1.587 + Zub	
1.7 TD	50	02/98→08/00	←	☒; 04/98→; Trommelbremse	1	24.3727-0748.2 580748	L= 279 + Zub	
			←	☒; 04/98→; Scheibenbremse	1	24.3727-0748.2 580748	L= 279 + Zub	
			➔	☒; 04/98→; Trommelbremse	2	24.3727-0746.2 580746	L= 182 + Zub	

	kw			 	! #		
<b>OPEL - ASTRA G Caravan (F35_) 02/98→12/09</b>							
<b>Seilzug, Feststellbremse</b>							
1.7 TD	50	02/98→08/00	➔	⏴; 04/98→; Trommelbremse	1	24.3727-0747.2 580747	L= 1.252 L2= 1.252 + Zub
			➔	⏴; 04/98→; Scheibenbremse	1	24.3727-0752.2 580752	L= 1.593 L2= 1.593 + Zub
1.8 16V 2.0 16V 2.0 DI	85 100 60	02/98→09/00 02/98→07/04 02/98→07/04	➔	⏴; 04/98→; → 22006460; Scheibenbremse	1	24.3727-0748.2 580748	L= 279 + Zub
			➔	⏴; 42000001→; Scheibenbremse	1	24.3727-0748.2 580748	L= 279 + Zub
			➔	⏴; 22006461→ 38999999; Scheibenbremse	1	24.3727-0748.2 580748	L= 279 + Zub
			➔	⏴; 04/98→; → 22006460; Scheibenbremse	1	24.3727-0752.2 580752	L= 1.593 L2= 1.593 + Zub
			➔	⏴; 22006461→ 38999999; Scheibenbremse	1	24.3727-0753.2 580753	L= 1.592 L2= 1.592 + Zub
			➔	⏴; 42000001→; Scheibenbremse	1	24.3727-0783.2 580783	L= 1.587 L2= 1.587 + Zub
1.8 16V 2.0 DTI 16V 2.0 OPC 2.0 OPC 2.2 16V 2.2 DTI 2.2 DTI	92 74 141 147 108 86 92	09/00→07/04 08/99→07/04 09/02→07/04 11/02→07/04 03/01→07/04 09/02→07/04 09/02→07/04	➔	⏴; 42000001→; Scheibenbremse	1	24.3727-0748.2 580748	L= 279 + Zub
			➔	⏴; → 22006460; Scheibenbremse	1	24.3727-0748.2 580748	L= 279 + Zub
			➔	⏴; 22006461→ 38999999; Scheibenbremse	1	24.3727-0748.2 580748	L= 279 + Zub
			➔	⏴; → 22006460; Scheibenbremse	1	24.3727-0752.2 580752	L= 1.593 L2= 1.593 + Zub
			➔	⏴; 22006461→ 38999999; Scheibenbremse	1	24.3727-0753.2 580753	L= 1.592 L2= 1.592 + Zub
			➔	⏴; 42000001→; Scheibenbremse	1	24.3727-0783.2 580783	L= 1.587 L2= 1.587 + Zub
<b>OPEL - ASTRA G CC (F48_, F08_) 02/98→12/09</b>							
<b>Radbremszylinder</b>							
1.2 16V 1.4 16V 1.6 1.6 16V 1.7 TD	48 66 55 74 50	02/98→09/00 02/98→01/05 02/98→09/00 02/98→01/05 02/98→08/00	➔	04/98→		24.3219-1715.3 020122	Ø 19,05 ALU
1.2 16V 1.4 1.6 1.6 1.7 DTI 16V	55 66 62 76 55	09/00→01/05 09/07→12/09 09/00→01/05 12/02→12/09 02/00→01/05	➔			24.3219-1715.3 020122	Ø 19,05 ALU
<b>Zubehörsatz, Bremsbacken</b>							
1.2 16V	48	02/98→09/00	➔	04/98→		03.0137-9167.2 669167	
1.2 16V	55	09/00→01/05	➔			03.0137-9167.2 669167	
1.4 1.6 1.6 1.7 DTI 16V	66 62 76 55	09/07→12/09 09/00→01/05 12/02→12/09 02/00→01/05	➔	→ 18999999 22000001→		03.0137-9215.2 669215 03.0137-9215.2 669215	
1.4 16V 1.6 1.6 16V 1.7 TD	66 55 74 50	02/98→01/05 02/98→09/00 02/98→01/05 02/98→08/00	➔	22000001→ 04/98→; → 18999999 04/98→		03.0137-9215.2 669215 03.0137-9215.2 669215 03.0137-9215.2 669215	
<b>Bremstrommel</b>							
1.2 16V 1.2 16V 1.4 1.6 1.6 1.7 DTI 16V	48 55 66 62 76 55	02/98→09/00 09/00→01/05 09/07→12/09 09/00→01/05 12/02→12/09 02/00→01/05	➔	04/98→		24.0220-0001.2 480013 24.0220-0001.2 480013 24.0223-0013.2 480061	Ø 200,0 x 53,5 / 201,3 Ø 200,0 x 53,5 / 201,3 Ø 230,0 x 50 / 231
1.4 16V 1.6 1.6 16V 1.7 TD	66 55 74 50	02/98→01/05 02/98→09/00 02/98→01/05 02/98→08/00	➔	04/98→		24.0223-0013.2 480061	Ø 230,0 x 50 / 231
<b>Bremsbackensatz</b>							
1.2 16V 1.2 16V 1.4 1.6 1.6 1.7 DTI 16V	48 55 66 62 76 55	02/98→09/00 09/00→01/05 09/07→12/09 09/00→01/05 12/02→12/09 02/00→01/05	➔	04/98→ → 18999999 22000001→		03.0137-0267.2 650267 03.0137-0267.2 650267 03.0137-0322.2 650322 03.0520-5719.3 695719	Ø 200 x 46 + HEB Ø 200 x 46 + HEB Ø 230 x 42 TRW Ø 230 x 42 Ø 19,05 + RZ / + Zub TopKit
1.4 16V ↓	66	02/98→01/05	➔	04/98→; → 18999999		03.0137-0424.2 650424 03.0520-6019.3 696019 03.0137-0322.2 650322	Ø 230 x 42 + HEB Ø 230 x 42 Ø 19,05 + RZ / + Zub TopKit Ø 230 x 42













	kw			 	! #		
<b>OPEL - ASTRA G CC (F48_, F08_) 02/98→12/09</b>							
<b>Bremsbackensatz</b>							
1.6 1.6 16V	55 74	02/98→09/00 02/98→01/05	➔	04/98→; → 18999999		<b>03.0520-5719.3 695719</b>	TRW Ø 230 x 42 Ø 19,05 + RZ / + Zub TopKit
			➔	22000001→		<b>03.0137-0424.2 650424</b> <b>03.0520-6019.3 696019</b>	Ø 230 x 42 + HEB Ø 230 x 42 Ø 19,05 + RZ / + Zub TopKit
1.7 TD	50	02/98→08/00	➔	04/98→		<b>03.0137-0322.2 650322</b> <b>03.0520-5719.3 695719</b>	TRW Ø 230 x 42 Ø 19,05 + RZ / + Zub TopKit
<b>Seilzug, Feststellbremse</b>							
1.2 16V 1.4 16V 1.6 1.6 16V	48 66 55 74	02/98→09/00 02/98→01/05 02/98→09/00 02/98→01/05	←	⬆; 04/98→; → 22006460; Scheibenbremse	1	<b>24.3727-0748.2 580748</b>	L= 279 + Zub
			←	⬆; 04/98→; Trommelbremse	1	<b>24.3727-0748.2 580748</b>	L= 279 + Zub
			←	⬆; 22006461→ 38999999; Scheibenbremse	1	<b>24.3727-0748.2 580748</b>	L= 279 + Zub
			←	⬆; 42000001→; Scheibenbremse	1	<b>24.3727-0748.2 580748</b>	L= 279 + Zub
			➔	⬇; 04/98→; Trommelbremse	2	<b>24.3727-0746.2 580746</b>	L= 182 + Zub
			➔	⬇; 04/98→; Trommelbremse	1	<b>24.3727-0747.2 580747</b>	L= 1.252 L2= 1.252 + Zub
			➔	⬇; 04/98→; → 22006460; Scheibenbremse	1	<b>24.3727-0752.2 580752</b>	L= 1.593 L2= 1.593 + Zub
			➔	⬇; 22006461→ 38999999; Scheibenbremse	1	<b>24.3727-0753.2 580753</b>	L= 1.592 L2= 1.592 + Zub
			➔	⬇; 42000001→; Scheibenbremse	1	<b>24.3727-0783.2 580783</b>	L= 1.587 L2= 1.587 + Zub
1.2 16V 1.4 1.6 1.6 DTI 16V	55 66 62 76 55	09/00→01/05 09/07→12/09 09/00→01/05 12/02→12/09 02/00→01/05	←	⬆; Trommelbremse	1	<b>24.3727-0748.2 580748</b>	L= 279 + Zub
			←	⬆; 42000001→; Scheibenbremse	1	<b>24.3727-0748.2 580748</b>	L= 279 + Zub
			←	⬆; → 22006460; Scheibenbremse	1	<b>24.3727-0748.2 580748</b>	L= 279 + Zub
			←	⬆; 22006461→ 38999999; Scheibenbremse	1	<b>24.3727-0748.2 580748</b>	L= 279 + Zub
			➔	⬇; Trommelbremse	2	<b>24.3727-0746.2 580746</b>	L= 182 + Zub
			➔	⬇; Trommelbremse	1	<b>24.3727-0747.2 580747</b>	L= 1.252 L2= 1.252 + Zub
			➔	⬇; → 22006460; Scheibenbremse	1	<b>24.3727-0752.2 580752</b>	L= 1.593 L2= 1.593 + Zub
			➔	⬇; 22006461→ 38999999; Scheibenbremse	1	<b>24.3727-0753.2 580753</b>	L= 1.592 L2= 1.592 + Zub
			➔	⬇; 42000001→; Scheibenbremse	1	<b>24.3727-0783.2 580783</b>	L= 1.587 L2= 1.587 + Zub
1.7 CDTI	59	04/03→12/09	←	⬆; 42000001→; Scheibenbremse	1	<b>24.3727-0748.2 580748</b>	L= 279 + Zub
			←	⬆; → 38999999; Scheibenbremse	1	<b>24.3727-0748.2 580748</b>	L= 279 + Zub
			➔	⬇; → 38999999; Scheibenbremse	1	<b>24.3727-0753.2 580753</b>	L= 1.592 L2= 1.592 + Zub
			➔	⬇; 42000001→; Scheibenbremse	1	<b>24.3727-0783.2 580783</b>	L= 1.587 L2= 1.587 + Zub
1.7 TD	50	02/98→08/00	←	⬆; 04/98→; Trommelbremse	1	<b>24.3727-0748.2 580748</b>	L= 279 + Zub
			←	⬆; 04/98→; Scheibenbremse	1	<b>24.3727-0748.2 580748</b>	L= 279 + Zub
			➔	⬇; 04/98→; Trommelbremse	2	<b>24.3727-0746.2 580746</b>	L= 182 + Zub
			➔	⬇; 04/98→; Trommelbremse	1	<b>24.3727-0747.2 580747</b>	L= 1.252 L2= 1.252 + Zub
			➔	⬇; 04/98→; Scheibenbremse	1	<b>24.3727-0752.2 580752</b>	L= 1.593 L2= 1.593 + Zub
1.8 16V 2.0 16V OPC 2.0 DTI 16V 2.0 OPC 2.0 OPC 2.2 DTI 2.2 DTI	85 100 60	02/98→09/00 02/98→01/05 02/98→01/05	←	⬆; 04/98→; → 22006460; Scheibenbremse	1	<b>24.3727-0748.2 580748</b>	L= 279 + Zub
			←	⬆; 42000001→; Scheibenbremse	1	<b>24.3727-0748.2 580748</b>	L= 279 + Zub
			←	⬆; 22006461→ 38999999; Scheibenbremse	1	<b>24.3727-0748.2 580748</b>	L= 279 + Zub
			➔	⬇; 04/98→; → 22006460; Scheibenbremse	1	<b>24.3727-0752.2 580752</b>	L= 1.593 L2= 1.593 + Zub
			➔	⬇; 22006461→ 38999999; Scheibenbremse	1	<b>24.3727-0753.2 580753</b>	L= 1.592 L2= 1.592 + Zub
			➔	⬇; 42000001→; Scheibenbremse	1	<b>24.3727-0783.2 580783</b>	L= 1.587 L2= 1.587 + Zub
1.8 16V 2.0 16V OPC 2.0 DTI 16V 2.0 OPC 2.0 OPC 2.2 DTI 2.2 DTI	92 118 74 141 147 86 92	09/00→01/05 11/99→09/02 08/99→01/05 09/02→01/05 11/02→01/05 09/02→01/05 09/02→01/05	←	⬆; 42000001→; Scheibenbremse	1	<b>24.3727-0748.2 580748</b>	L= 279 + Zub
			←	⬆; → 22006460; Scheibenbremse	1	<b>24.3727-0748.2 580748</b>	L= 279 + Zub
			←	⬆; 22006461→ 38999999; Scheibenbremse	1	<b>24.3727-0748.2 580748</b>	L= 279 + Zub
			➔	⬇; → 22006460; Scheibenbremse	1	<b>24.3727-0752.2 580752</b>	L= 1.593 L2= 1.593 + Zub
			➔	⬇; 22006461→ 38999999; Scheibenbremse	1	<b>24.3727-0753.2 580753</b>	L= 1.592 L2= 1.592 + Zub
			➔	⬇; 42000001→; Scheibenbremse	1	<b>24.3727-0783.2 580783</b>	L= 1.587 L2= 1.587 + Zub
↓							














	kw					! #		
<b>OPEL - ASTRA G CC (F48_, F08_) 02/98→12/09</b>								
 <b>Seilzug, Feststellbremse</b>								
2.2 16V	108	06/00→01/05	←	↑; 42000001→; Scheibenbremse	1	24.3727-0748.2	580748	L= 279 + Zub
			←	↑; 09/00→; → 22006460; Scheibenbremse	1	24.3727-0748.2	580748	L= 279 + Zub
			←	↑; 22006461→ 38999999; Scheibenbremse	1	24.3727-0748.2	580748	L= 279 + Zub
			→	↓; 09/00→; → 22006460; Scheibenbremse	1	24.3727-0752.2	580752	L= 1.593 L2= 1.593 + Zub
			→	↓; 22006461→ 38999999; Scheibenbremse	1	24.3727-0753.2	580753	L= 1.592 L2= 1.592 + Zub
			→	↓; 42000001→; Scheibenbremse	1	24.3727-0783.2	580783	L= 1.587 L2= 1.587 + Zub
<b>OPEL - ASTRA G Coupe (F07_) 03/00→05/05</b>								
 <b>Radbremszylinder</b>								
1.6 16V	74	03/00→05/05	→			24.3219-1715.3	020122	Ø 19,05 ALU
1.6 16V	76	03/00→05/05	→					
<b>Zubehörsatz, Bremsbacken</b>								
1.6 16V	74	03/00→05/05	→	→ 18999999		03.0137-9215.2	669215	
1.6 16V	76	03/00→05/05	→	22000001→		03.0137-9215.2	669215	
 <b>Bremstrommel</b>								
1.6 16V	74	03/00→05/05	→			24.0223-0013.2	480061	Ø 230,0 x 50 / 231
1.6 16V	76	03/00→05/05	→					
 <b>Bremsbackensatz</b>								
1.6 16V	74	03/00→05/05	→	→ 18999999		03.0137-0322.2	650322	Ø 230 x 42
1.6 16V	76	03/00→05/05	→			03.0520-5719.3	695719	TRW Ø 230 x 42 Ø 19,05 + RZ / + Zub TopKit
			→	22000001→		03.0137-0424.2	650424	Ø 230 x 42 + HEB
			→			03.0520-6019.3	696019	Ø 230 x 42 Ø 19,05 + RZ / + Zub TopKit
 <b>Seilzug, Feststellbremse</b>								
1.6 16V	74	03/00→05/05	←	↑; Trommelbremse	1	24.3727-0748.2	580748	L= 279 + Zub
1.6 16V	76	03/00→05/05	←	↑; 42000001→; Scheibenbremse	1	24.3727-0748.2	580748	L= 279 + Zub
			←	↑; → 22006460; Scheibenbremse	1	24.3727-0748.2	580748	L= 279 + Zub
			←	↑; 22006461→ 38999999; Scheibenbremse	1	24.3727-0748.2	580748	L= 279 + Zub
			→	↓; Trommelbremse	2	24.3727-0746.2	580746	L= 182 + Zub
			→	↓; Trommelbremse	1	24.3727-0747.2	580747	L= 1.252 L2= 1.252 + Zub
			→	↓; → 22006460; Scheibenbremse	1	24.3727-0752.2	580752	L= 1.593 L2= 1.593 + Zub
			→	↓; 22006461→ 38999999; Scheibenbremse	1	24.3727-0753.2	580753	L= 1.592 L2= 1.592 + Zub
			→	↓; 42000001→; Scheibenbremse	1	24.3727-0783.2	580783	L= 1.587 L2= 1.587 + Zub
1.8 16V	85	03/00→10/00	←	↑; 42000001→; Scheibenbremse	1	24.3727-0748.2	580748	L= 279 + Zub
1.8 16V	92	09/00→05/05	←	↑; → 22006460; Scheibenbremse	1	24.3727-0748.2	580748	L= 279 + Zub
2.0 16V Turbo	140	09/00→08/01	←	↑; → 22006460; Scheibenbremse	1	24.3727-0748.2	580748	L= 279 + Zub
2.0 16V Turbo	141	08/01→05/05	←	↑; 22006461→ 38999999; Scheibenbremse	1	24.3727-0748.2	580748	L= 279 + Zub
2.0 16V Turbo	147	11/02→05/05	←	↑; 22006461→ 38999999; Scheibenbremse	1	24.3727-0748.2	580748	L= 279 + Zub
2.2 16V	108	09/00→05/05	→	↓; → 22006460; Scheibenbremse	1	24.3727-0752.2	580752	L= 1.593 L2= 1.593 + Zub
2.2 DTI	92	09/02→05/05	→	↓; 22006461→ 38999999; Scheibenbremse	1	24.3727-0753.2	580753	L= 1.592 L2= 1.592 + Zub
			→	↓; 42000001→; Scheibenbremse	1	24.3727-0783.2	580783	L= 1.587 L2= 1.587 + Zub
<b>OPEL - ASTRA G Kasten (F70) 01/99→04/05</b>								
 <b>Radbremszylinder</b>								
1.6	55	01/99→09/00	→			24.3219-1715.3	020122	Ø 19,05 ALU
1.6	62	09/00→04/05	→					
1.6	76	10/04→04/05	→					
1.7 DTI 16V	55	02/00→04/05	→					
1.7 TD	50	01/99→04/05	→					
<b>Zubehörsatz, Bremsbacken</b>								
1.6	55	01/99→09/00	→	→ 18999999		03.0137-9215.2	669215	
1.6	62	09/00→04/05	→					
1.6	76	10/04→04/05	→	22000001→		03.0137-9215.2	669215	
1.7 DTI 16V	55	02/00→04/05	→					
↓								

	kw					! #		
<b>OPEL - ASTRA G Kasten (F70) 01/99→04/05</b>								
<b>Zubehörsatz, Bremsbacken</b>								
1.7 TD	50	01/99→04/05	➔				03.0137-9215.2 669215	
<b> Bremstrommel</b>								
1.6	55	01/99→09/00	➔				24.0223-0013.2 480061	Ø 230,0 x 50 / 231
1.6	62	09/00→04/05						
1.6	76	10/04→04/05						
1.7 DTI 16V	55	02/00→04/05						
1.7 TD	50	01/99→04/05						
<b> Bremsbackensatz</b>								
1.6	55	01/99→09/00	➔	→ 18999999			03.0137-0322.2 650322	Ø 230 x 42
1.6	62	09/00→04/05					03.0520-5719.3 695719	TRW Ø 230 x 42 Ø 19,05 + RZ / + Zub TopKit
1.6	76	10/04→04/05						
1.7 DTI 16V	55	02/00→04/05	➔	22000001→			03.0137-0424.2 650424	Ø 230 x 42 + HEB
							03.0520-6019.3 696019	Ø 230 x 42 Ø 19,05 + RZ / + Zub TopKit
1.7 TD	50	01/99→04/05	➔				03.0137-0322.2 650322	Ø 230 x 42
							03.0520-5719.3 695719	TRW Ø 230 x 42 Ø 19,05 + RZ / + Zub TopKit
<b> Seilzug, Feststellbremse</b>								
1.6	55	01/99→09/00	←	⬆; Trommelbremse	1	24.3727-0748.2 580748		L= 279 + Zub
1.6	62	09/00→04/05	←	⬆; 42000001→; Scheibenbremse	1	24.3727-0748.2 580748		L= 279 + Zub
1.6	76	10/04→04/05	←	⬆; → 22006460; Scheibenbremse	1	24.3727-0748.2 580748		L= 279 + Zub
1.7 DTI 16V	55	02/00→04/05	←	⬆; 22006461→ 38999999; Scheibenbremse	1	24.3727-0748.2 580748		L= 279 + Zub
			➔	⬇; Trommelbremse	2	24.3727-0746.2 580746		L= 182 + Zub
			➔	⬇; Trommelbremse	1	24.3727-0747.2 580747		L= 1.252 L2= 1.252 + Zub
			➔	⬇; → 22006460; Scheibenbremse	1	24.3727-0752.2 580752		L= 1.593 L2= 1.593 + Zub
			➔	⬇; 22006461→ 38999999; Scheibenbremse	1	24.3727-0753.2 580753		L= 1.592 L2= 1.592 + Zub
			➔	⬇; 42000001→; Scheibenbremse	1	24.3727-0783.2 580783		L= 1.587 L2= 1.587 + Zub
1.7 TD	50	01/99→04/05	←	⬆; Trommelbremse	1	24.3727-0748.2 580748		L= 279 + Zub
			←	⬆; Scheibenbremse	1	24.3727-0748.2 580748		L= 279 + Zub
			➔	⬇; Trommelbremse	2	24.3727-0746.2 580746		L= 182 + Zub
			➔	⬇; Trommelbremse	1	24.3727-0747.2 580747		L= 1.252 L2= 1.252 + Zub
			➔	⬇; Scheibenbremse	1	24.3727-0752.2 580752		L= 1.593 L2= 1.593 + Zub
2.0 DI	60	01/99→04/05	←	⬆; 42000001→; Scheibenbremse	1	24.3727-0748.2 580748		L= 279 + Zub
			←	⬆; → 22006460; Scheibenbremse	1	24.3727-0748.2 580748		L= 279 + Zub
			←	⬆; 22006461→ 38999999; Scheibenbremse	1	24.3727-0748.2 580748		L= 279 + Zub
			➔	⬇; → 22006460; Scheibenbremse	1	24.3727-0752.2 580752		L= 1.593 L2= 1.593 + Zub
			➔	⬇; 22006461→ 38999999; Scheibenbremse	1	24.3727-0753.2 580753		L= 1.592 L2= 1.592 + Zub
			➔	⬇; 42000001→; Scheibenbremse	1	24.3727-0783.2 580783		L= 1.587 L2= 1.587 + Zub
<b>OPEL - ASTRA G Stufenheck (F69_) 09/98→12/09</b>								
<b> Radbremszylinder</b>								
1.2 16V	48	09/98→09/00	➔				24.3219-1715.3 020122	Ø 19,05 ALU
1.2 16V	55	09/00→01/05						
1.4	66	09/07→12/09						
1.4 16V	66	09/98→01/05						
1.6	55	09/98→09/00						
1.6	62	09/00→01/05						
1.6	76	12/02→12/09						
1.6 16V	74	09/98→01/05						
1.7 DTI 16V	55	02/00→01/05						
1.7 TD	50	09/98→08/00						
<b>Zubehörsatz, Bremsbacken</b>								
1.2 16V	48	09/98→09/00	➔				03.0137-9167.2 669167	
1.2 16V	55	09/00→01/05						
1.4	66	09/07→12/09	➔				03.0137-9215.2 669215	
1.7 TD	50	09/98→08/00						
1.4 16V	66	09/98→01/05	➔	→ 18999999			03.0137-9215.2 669215	
1.6	55	09/98→09/00	➔					
1.6	62	09/00→01/05	➔	22000001→			03.0137-9215.2 669215	
↓								
















	kw				! #		
<b>OPEL - ASTRA G Stufenheck (F69_) 09/98→12/09</b>							
<b>Zubehörsatz, Bremsbacken</b>							
1.6	76	12/02→12/09	➡	→ 18999999		<b>03.0137-9215.2 669215</b>	
1.6 16V	74	09/98→01/05					
1.7 DTI 16V	55	02/00→01/05	➡	22000001→		<b>03.0137-9215.2 669215</b>	
<b> Bremstrommel</b>							
1.2 16V	48	09/98→09/00	➡			<b>24.0220-0001.2 480013</b>	Ø 200,0 x 53,5 / 201,3
1.2 16V	55	09/00→01/05					
1.4	66	09/07→12/09	➡			<b>24.0223-0013.2 480061</b>	Ø 230,0 x 50 / 231
1.4 16V	66	09/98→01/05					
1.6	55	09/98→09/00					
1.6	62	09/00→01/05					
1.6	76	12/02→12/09					
1.6 16V	74	09/98→01/05					
1.7 DTI 16V	55	02/00→01/05					
1.7 TD	50	09/98→08/00					
<b> Bremsbackensatz</b>							
1.2 16V	48	09/98→09/00	➡			<b>03.0137-0267.2 650267</b>	Ø 200 x 46 + HEB
1.2 16V	55	09/00→01/05					
1.4	66	09/07→12/09	➡			<b>03.0137-0424.2 650424</b> <b>03.0520-6019.3 696019</b>	Ø 230 x 42 + HEB Ø 230 x 42 Ø 19,05 + RZ / + Zub TopKit
1.4 16V	66	09/98→01/05	➡	→ 18999999		<b>03.0137-0322.2 650322</b>	Ø 230 x 42
1.6	55	09/98→09/00				<b>03.0520-5719.3 695719</b>	TRW Ø 230 x 42 Ø 19,05 + RZ / + Zub TopKit
1.6	62	09/00→01/05					
1.6	76	12/02→12/09					
1.6 16V	74	09/98→01/05	➡	22000001→		<b>03.0137-0424.2 650424</b>	Ø 230 x 42 + HEB
1.7 DTI 16V	55	02/00→01/05				<b>03.0520-6019.3 696019</b>	Ø 230 x 42 Ø 19,05 + RZ / + Zub TopKit
1.7 TD	50	09/98→08/00	➡			<b>03.0137-0322.2 650322</b> <b>03.0520-5719.3 695719</b>	Ø 230 x 42 TRW Ø 230 x 42 Ø 19,05 + RZ / + Zub TopKit
<b> Seilzug, Feststellbremse</b>							
1.2 16V	48	09/98→09/00	⬅	 ; Trommelbremse	1	<b>24.3727-0748.2 580748</b>	L= 279 + Zub
1.2 16V	55	09/00→01/05					
1.4 16V	66	09/98→01/05	⬅	 ; 42000001→; Scheibenbremse	1	<b>24.3727-0748.2 580748</b>	L= 279 + Zub
1.6	55	09/98→09/00	⬅	 ; → 22006460; Scheibenbremse	1	<b>24.3727-0748.2 580748</b>	L= 279 + Zub
1.6	62	09/00→01/05					
1.6	76	12/02→12/09	⬅	 ; 22006461→ 38999999; Scheibenbremse	1	<b>24.3727-0748.2 580748</b>	L= 279 + Zub
1.6 16V	74	09/98→01/05					
1.7 DTI 16V	55	02/00→01/05	➡	 ; Trommelbremse	2	<b>24.3727-0746.2 580746</b>	L= 182 + Zub
			➡	 ; Trommelbremse	1	<b>24.3727-0747.2 580747</b>	L= 1.252 L2= 1.252 + Zub
			➡	 ; → 22006460; Scheibenbremse	1	<b>24.3727-0752.2 580752</b>	L= 1.593 L2= 1.593 + Zub
			➡	 ; 22006461→ 38999999; Scheibenbremse	1	<b>24.3727-0753.2 580753</b>	L= 1.592 L2= 1.592 + Zub
			➡	 ; 42000001→; Scheibenbremse	1	<b>24.3727-0783.2 580783</b>	L= 1.587 L2= 1.587 + Zub
1.4	66	09/07→12/09	⬅	 ; Trommelbremse	1	<b>24.3727-0748.2 580748</b>	L= 279 + Zub
			⬅	 ; Scheibenbremse	1	<b>24.3727-0748.2 580748</b>	L= 279 + Zub
			➡	 ; Trommelbremse	2	<b>24.3727-0746.2 580746</b>	L= 182 + Zub
			➡	 ; Trommelbremse	1	<b>24.3727-0747.2 580747</b>	L= 1.252 L2= 1.252 + Zub
			➡	 ; Scheibenbremse	1	<b>24.3727-0783.2 580783</b>	L= 1.587 L2= 1.587 + Zub
1.7 CDTI	59	04/03→12/09	⬅	 ; 42000001→; Scheibenbremse	1	<b>24.3727-0748.2 580748</b>	L= 279 + Zub
			⬅	 ; → 38999999; Scheibenbremse	1	<b>24.3727-0748.2 580748</b>	L= 279 + Zub
			➡	 ; → 38999999; Scheibenbremse	1	<b>24.3727-0753.2 580753</b>	L= 1.592 L2= 1.592 + Zub
			➡	 ; 42000001→; Scheibenbremse	1	<b>24.3727-0783.2 580783</b>	L= 1.587 L2= 1.587 + Zub
1.7 TD	50	09/98→08/00	⬅	 ; Trommelbremse	1	<b>24.3727-0748.2 580748</b>	L= 279 + Zub
			⬅	 ; Scheibenbremse	1	<b>24.3727-0748.2 580748</b>	L= 279 + Zub
			➡	 ; Trommelbremse	2	<b>24.3727-0746.2 580746</b>	L= 182 + Zub
			➡	 ; Trommelbremse	1	<b>24.3727-0747.2 580747</b>	L= 1.252 L2= 1.252 + Zub
			➡	 ; Scheibenbremse	1	<b>24.3727-0752.2 580752</b>	L= 1.593 L2= 1.593 + Zub
1.8 16V	85	09/98→09/00	⬅	 ; 42000001→; Scheibenbremse	1	<b>24.3727-0748.2 580748</b>	L= 279 + Zub
1.8 16V	92	06/00→01/05					
2.0 16V	100	09/98→01/05	⬅	 ; → 22006460; Scheibenbremse	1	<b>24.3727-0748.2 580748</b>	L= 279 + Zub
2.0 DI	60	09/98→01/05	⬅	 ; 22006461→ 38999999; Scheibenbremse	1	<b>24.3727-0748.2 580748</b>	L= 279 + Zub
2.0 DTI 16V	74	08/99→01/05					
2.2 16V	108	03/01→01/05					
2.2 DTI	86	09/02→01/05	➡	 ; → 22006460; Scheibenbremse	1	<b>24.3727-0752.2 580752</b>	L= 1.593 L2= 1.593 + Zub
2.2 DTI	92	09/02→01/05					




























	kw					! #		
<b>OPEL - ASTRA G Stufenheck (F69_) 09/98→12/09</b>								
 <b>Seilzug, Feststellbremse</b>								
1.8 16V	85	09/98→09/00	➔	⏴; 22006461→ 38999999;		1	24.3727-0753.2 580753	L= 1.592 L2= 1.592 + Zub
1.8 16V	92	06/00→01/05		Scheibenbremse				
2.0 16V	100	09/98→01/05	➔	⏴; 42000001→;		1	24.3727-0783.2 580783	L= 1.587 L2= 1.587 + Zub
2.0 DI	60	09/98→01/05						
2.0 DTI 16V	74	08/99→01/05						
2.2 16V	108	03/01→01/05						
2.2 DTI	86	09/02→01/05						
2.2 DTI	92	09/02→01/05						
<b>OPEL - ASTRA H (L48) 01/04→05/14</b>								
 <b>Radbremszylinder</b>								
1.2	59	08/05→10/10	➔	08/06→			24.3219-1755.3 020508	Ø 19,05 ALU
1.4	66	03/04→10/10						
1.6	77	03/04→10/10	➔	→ 07/06			24.3220-1719.3 020448	Ø 20,64 ALU
1.7 CDTI	59	03/04→10/10						
1.7 CDTI	74	03/04→10/10						
1.4	55	04/04→10/04	➔				24.3220-1719.3 020448	Ø 20,64 ALU
1.4 LPG	66	08/09→10/10	➔				24.3219-1755.3 020508	Ø 19,05 ALU
<b>Zubehörsatz, Bremsbacken</b>								
1.2	59	08/05→10/10	➔	→ 07/06			03.0137-9215.2 669215	
1.4	66	03/04→10/10						
1.6	77	03/04→10/10	➔	08/06→			03.0137-9309.2 669309	AP
1.7 CDTI	59	03/04→10/10						
1.7 CDTI	74	03/04→10/10						
1.4	55	04/04→10/04	➔				03.0137-9215.2 669215	
1.4 LPG	66	08/09→10/10	➔				03.0137-9309.2 669309	AP
 <b>Bremstrommel</b>								
1.2	59	08/05→10/10	➔				24.0223-0021.1 480186	Ø 230,0 x 50 / 231
1.4	55	04/04→10/04						
1.4	66	03/04→10/10						
1.4 LPG	66	08/09→10/10						
1.6	77	03/04→10/10						
1.7 CDTI	59	03/04→10/10						
1.7 CDTI	74	03/04→10/10						
 <b>Bremsbackensatz</b>								
1.2	59	08/05→10/10	➔	→ 07/06			03.0137-0424.2 650424	Ø 230 x 42 + HEB
1.4	66	03/04→10/10					03.0520-8720.3 698720	Ø 230 x 42 Ø 20,64 + RZ / + Zub
1.6	77	03/04→10/10						TopKit
1.7 CDTI	59	03/04→10/10						
1.7 CDTI	74	03/04→10/10	➔	08/06→			03.0137-0520.2 650520	AP Ø 230 x 43 + HEB
1.4	55	04/04→10/04	➔				03.0137-0424.2 650424	Ø 230 x 42 + HEB
							03.0520-8720.3 698720	Ø 230 x 42 Ø 20,64 + RZ / + Zub
								TopKit
1.4 LPG	66	08/09→10/10	➔				03.0137-0520.2 650520	AP Ø 230 x 43 + HEB
 <b>Seilzug, Feststellbremse</b>								
1.2	59	08/05→10/10	➔	⏴; → 07/06; Trommelbremse		2	24.3727-0746.2 580746	L= 182 + Zub
1.4	66	03/04→10/10						
1.6	77	03/04→10/10	➔	⏴; → 07/06; Trommelbremse		1	24.3727-0770.2 580770	L= 1.295 L2= 1.328 + Zub
1.7 CDTI	59	03/04→10/10	➔	⏴; 08/06→; Trommelbremse		1	24.3727-0770.2 580770	L= 1.295 L2= 1.328 + Zub
1.7 CDTI	74	03/04→10/10	➔	⏴; Scheibenbremse		1	24.3727-0775.2 580775	L= 1.647 L2= 1.665
1.3 CDTI	66	08/05→10/10	➔	⏴; Scheibenbremse		1	24.3727-0775.2 580775	L= 1.647 L2= 1.665
1.6 Turbo	132	02/07→10/10						
1.8	92	01/04→10/10						
1.8	103	01/06→10/10						
1.9 CDTI	74	09/05→10/10						
1.9 CDTI	110	09/04→10/10						
2.0 Turbo	125	03/04→10/10						
2.0 Turbo	147	09/04→10/10						
2.0 Turbo	177	03/05→10/10						
1.4	55	04/04→10/04	➔	⏴; Trommelbremse		2	24.3727-0746.2 580746	L= 182 + Zub
			➔	⏴; Trommelbremse		1	24.3727-0770.2 580770	L= 1.295 L2= 1.328 + Zub
			➔	⏴; Scheibenbremse		1	24.3727-0775.2 580775	L= 1.647 L2= 1.665
1.4 LPG	66	08/09→10/10	➔	⏴; Trommelbremse		1	24.3727-0770.2 580770	L= 1.295 L2= 1.328 + Zub
			➔	⏴; Scheibenbremse		1	24.3727-0775.2 580775	L= 1.647 L2= 1.665
1.6	85	12/06→05/14	➔	⏴; 01/07→ 11/10; Scheibenbremse		1	24.3727-0775.2 580775	L= 1.647 L2= 1.665
1.7 CDTI	81	02/07→05/14	➔	⏴; 04/07→ 11/10; Scheibenbremse		1	24.3727-0775.2 580775	L= 1.647 L2= 1.665
1.7 CDTI	92	02/07→05/14						
↓								















	kw			 	! #		
<b>OPEL - ASTRA H (L48) 01/04→05/14</b>							
 <b>Seilzug, Feststellbremse</b>							
1.9 CDTI 1.9 CDTI 16V	88 88	06/04→10/10 04/04→10/10	➡	⬇️; 09/04→; Scheibenbremse	1	24.3727-0775.2 580775	L= 1.647 L2= 1.665
<b>OPEL - ASTRA H Caravan (L35) 08/04→05/14</b>							
 <b>Radbremszylinder</b>							
1.4 1.4 1.6 1.7 CDTI 1.7 CDTI 1.4 LPG	55 66 77 59 74 66	08/04→10/10 08/04→10/10 08/04→10/10 08/04→10/10 08/04→10/10 08/09→10/10	➡	08/06→ → 07/06		24.3219-1755.3 020508 24.3220-1719.3 020448 24.3219-1755.3 020508	Ø 19,05 ALU Ø 20,64 ALU Ø 19,05 ALU
<b>Zubehörsatz, Bremsbacken</b>							
1.4 1.4 1.6 1.7 CDTI 1.7 CDTI 1.4 LPG	55 66 77 59 74 66	08/04→10/10 08/04→10/10 08/04→10/10 08/04→10/10 08/04→10/10 08/09→10/10	➡	→ 07/06 08/06→		03.0137-9215.2 669215 03.0137-9309.2 669309 03.0137-9309.2 669309	AP AP
 <b>Bremstrommel</b>							
1.4 1.4 1.4 LPG 1.6 1.7 CDTI 1.7 CDTI	55 66 66 77 59 74	08/04→10/10 08/04→10/10 08/09→10/10 08/04→10/10 08/04→10/10 08/04→10/10	➡			24.0223-0021.1 480186	Ø 230,0 x 50 / 231
 <b>Bremsbackensatz</b>							
1.4 1.4 1.6 1.7 CDTI 1.7 CDTI 1.4 LPG	55 66 77 59 74 66	08/04→10/10 08/04→10/10 08/04→10/10 08/04→10/10 08/04→10/10 08/09→10/10	➡	→ 07/06 08/06→		03.0137-0424.2 650424 03.0520-8720.3 698720 03.0137-0520.2 650520 03.0137-0520.2 650520	Ø 230 x 42 + HEB Ø 230 x 42 Ø 20,64 + RZ / + Zub TopKit AP Ø 230 x 43 + HEB AP Ø 230 x 43 + HEB
 <b>Seilzug, Feststellbremse</b>							
1.3 CDTI 1.6 LPG 1.6 Turbo 1.8 1.9 CDTI 1.9 CDTI 1.9 CDTI 1.9 CDTI 16V 2.0 Turbo 2.0 Turbo	66 85 132 103 74 88 110 88 125 147	08/05→10/10 08/09→10/10 02/07→10/10 08/05→10/10 09/05→10/10 09/05→10/10 09/04→10/10 08/04→10/10 08/04→10/10 09/04→10/10	➡	⬇️; Scheibenbremse	1	24.3727-0785.2 580785	L= 1.735 L2= 1.760 + Zub
1.4 1.4 1.4 LPG 1.6 1.7 CDTI 1.7 CDTI	55 66 66 77 59 74	08/04→10/10 08/04→10/10 08/09→10/10 08/04→10/10 08/04→10/10 08/04→10/10	➡	⬇️; Trommelbremse ⬇️; Trommelbremse ⬇️; Scheibenbremse	2 1 1	24.3727-0746.2 580746 24.3727-0770.2 580770 24.3727-0785.2 580785	L= 182 + Zub L= 1.295 L2= 1.328 + Zub L= 1.735 L2= 1.760 + Zub
1.6 1.7 CDTI 1.7 CDTI 1.8	85 81 92 92	12/06→05/14 02/07→05/14 02/07→05/14 08/04→10/10	➡	⬇️; 01/07→ 11/10; Scheibenbremse ⬇️; 04/07→ 11/10; Scheibenbremse ⬇️; 09/04→; Scheibenbremse	1 1 1	24.3727-0785.2 580785 24.3727-0785.2 580785 24.3727-0785.2 580785	L= 1.735 L2= 1.760 + Zub L= 1.735 L2= 1.760 + Zub L= 1.735 L2= 1.760 + Zub
<b>OPEL - ASTRA H GTC (L08) 03/05→10/10</b>							
 <b>Radbremszylinder</b>							
1.2 1.4 1.4 1.6 1.7 CDTI 1.7 CDTI	59 55 66 77 74 59	08/05→10/10 03/05→10/10 03/05→10/10 03/05→10/10 03/05→10/10 03/05→10/10	➡	08/06→ → 07/06		24.3219-1755.3 020508 24.3220-1719.3 020448	Ø 19,05 ALU Ø 20,64 ALU
<b>Zubehörsatz, Bremsbacken</b>							
1.2 1.4 1.4 1.6 1.7 CDTI 1.7 CDTI ↓	59 55 66 77 74 59	08/05→10/10 03/05→10/10 03/05→10/10 03/05→10/10 03/05→10/10 03/05→10/10	➡	→ 07/06 08/06→		03.0137-9215.2 669215 03.0137-9309.2 669309	AP





























	kw			 	! #		
<b>OPEL - ASTRA H GTC (L08) 03/05→10/10</b>							
 <b>Bremstrommel</b>							
1.2	59	08/05→10/10	➔			24.0223-0021.1 480186	Ø 230,0 x 50 / 231
1.4	55	03/05→10/10					
1.4	66	03/05→10/10					
1.6	77	03/05→10/10					
1.7 CDTi	74	03/05→10/10					
1.7 CDTi	59	03/05→10/10					
 <b>Bremsbackensatz</b>							
1.2	59	08/05→10/10	➔	→ 07/06		03.0137-0424.2 650424	Ø 230 x 42 + HEB
1.4	55	03/05→10/10				03.0520-8720.3 698720	Ø 230 x 42 Ø 20,64 + RZ / + Zub TopKit
1.4	66	03/05→10/10					
1.6	77	03/05→10/10					
1.7 CDTi	74	03/05→10/10	➔	08/06→		03.0137-0520.2 650520	AP Ø 230 x 43 + HEB
1.7 CDTi	59	03/05→10/10					
 <b>Seilzug, Feststellbremse</b>							
1.2	59	08/05→10/10	➔	⬇; → 07/06; Trommelbremse	2	24.3727-0746.2 580746	L= 182 + Zub
1.4	55	03/05→10/10					
1.4	66	03/05→10/10	➔	⬇; → 07/06; Trommelbremse	1	24.3727-0770.2 580770	L= 1.295 L2= 1.328 + Zub
1.6	77	03/05→10/10	➔	⬇; 08/06→; Trommelbremse	1	24.3727-0770.2 580770	L= 1.295 L2= 1.328 + Zub
1.7 CDTi	74	03/05→10/10					
1.7 CDTi	59	03/05→10/10	➔	⬇; Scheibenbremse	1	24.3727-0775.2 580775	L= 1.647 L2= 1.665
1.3 CDTi	66	04/05→10/10	➔	⬇; 08/05→; Scheibenbremse	1	24.3727-0775.2 580775	L= 1.647 L2= 1.665
1.6	85	12/06→10/10	➔	⬇; 01/07→; Scheibenbremse	1	24.3727-0775.2 580775	L= 1.647 L2= 1.665
1.6 Turbo	132	02/07→10/10	➔	⬇; Scheibenbremse	1	24.3727-0775.2 580775	L= 1.647 L2= 1.665
1.8	92	03/05→10/10					
1.8	103	01/06→10/10					
1.9 CDTi	110	03/05→10/10					
1.9 CDTi	74	01/06→10/10					
1.9 CDTi	88	09/05→10/10					
1.9 CDTi 16V	88	03/05→10/10					
2.0 Turbo	125	03/05→10/10					
2.0 Turbo	147	03/05→10/10					
2.0 Turbo	177	08/05→10/10					
1.7 CDTi	81	02/07→10/10	➔	⬇; 04/07→; Scheibenbremse	1	24.3727-0775.2 580775	L= 1.647 L2= 1.665
1.7 CDTi	92	02/07→10/10					
<b>OPEL - ASTRA H Kasten (L70) 02/04→12/13</b>							
 <b>Radbremszylinder</b>							
1.7 CDTi	74	03/04→10/10	➔	08/06→		24.3219-1755.3 020508	Ø 19,05 ALU
			➔	08/04→ 07/06		24.3220-1719.3 020448	Ø 20,64 ALU
<b>Zubehörsatz, Bremsbacken</b>							
1.7 CDTi	74	03/04→10/10	➔	08/04→ 07/06		03.0137-9215.2 669215	
			➔	08/06→		03.0137-9309.2 669309	AP
 <b>Bremstrommel</b>							
1.7 CDTi	74	03/04→10/10	➔	08/04→		24.0223-0021.1 480186	Ø 230,0 x 50 / 231
 <b>Bremsbackensatz</b>							
1.7 CDTi	74	03/04→10/10	➔	08/04→ 07/06		03.0137-0424.2 650424	Ø 230 x 42 + HEB
						03.0520-8720.3 698720	Ø 230 x 42 Ø 20,64 + RZ / + Zub TopKit
			➔	08/06→		03.0137-0520.2 650520	AP Ø 230 x 43 + HEB
 <b>Seilzug, Feststellbremse</b>							
1.3 CDTi	66	08/05→10/10	➔	⬇; Scheibenbremse	1	24.3727-0785.2 580785	L= 1.735 L2= 1.760 + Zub
1.9 CDTi	88	09/05→10/10					
1.9 CDTi	110	09/04→10/10					
1.9 CDTi 16V	88	08/04→10/10					
1.7 CDTi	74	03/04→10/10	➔	⬇; 08/04→; Trommelbremse	2	24.3727-0746.2 580746	L= 182 + Zub
			➔	⬇; 08/04→; Trommelbremse	1	24.3727-0770.2 580770	L= 1.295 L2= 1.328 + Zub
			➔	⬇; 08/04→; Scheibenbremse	1	24.3727-0785.2 580785	L= 1.735 L2= 1.760 + Zub
1.7 CDTi	81	02/07→10/10	➔	⬇; 04/07→; Scheibenbremse	1	24.3727-0785.2 580785	L= 1.735 L2= 1.760 + Zub
1.7 CDTi	92	02/07→10/10					
<b>OPEL - ASTRA H Stufenheck (L69) 02/07→05/14</b>							
 <b>Radbremszylinder</b>							
1.7 CDTi	74	02/07→10/10	➔			24.3219-1755.3 020508	Ø 19,05 ALU
↓							












	kw					! #		
<b>OPEL - ASTRA H Stufenheck (L69) 02/07→05/14</b>								
<b>Zubehörsatz, Bremsbacken</b>								
1.7 CDTi	74	02/07→10/10	➡				03.0137-9309.2 669309	AP
<b> Bremstrommel</b>								
1.7 CDTi	74	02/07→10/10	➡				24.0223-0021.1 480186	Ø 230,0 x 50 / 231
<b> Bremsbackensatz</b>								
1.7 CDTi	74	02/07→10/10	➡				03.0137-0520.2 650520	AP Ø 230 x 43 + HEB
<b> Seilzug, Feststellbremse</b>								
1.3 CDTi	66	02/07→10/10	➡	⬇; Scheibenbremse	1	24.3727-0775.2 580775		L= 1.647 L2= 1.665
1.8	103	02/07→10/10	➡					
1.6	85	02/07→05/14	➡	⬇; → 11/10; Scheibenbremse	1	24.3727-0775.2 580775		L= 1.647 L2= 1.665
1.7 CDTi	74	02/07→10/10	➡	⬇; Trommelbremse	1	24.3727-0770.2 580770		L= 1.295 L2= 1.328 + Zub
				⬇; Scheibenbremse	1	24.3727-0775.2 580775		L= 1.647 L2= 1.665
1.7 CDTi	81	02/07→05/14	➡	⬇; 04/07→ 11/10; Scheibenbremse	1	24.3727-0775.2 580775		L= 1.647 L2= 1.665
1.7 CDTi	92	02/07→05/14	➡					
<b>OPEL - ASTRA H TwinTop (L67) 09/05→10/10</b>								
<b> Seilzug, Feststellbremse</b>								
1.6	77	09/05→10/10	➡	⬇; 03/06→; Scheibenbremse	1	24.3727-0775.2 580775		L= 1.647 L2= 1.665
1.8	92	09/05→10/10	➡					
1.8	103	09/05→10/10	➡					
1.9 CDTi	110	09/05→10/10	➡					
2.0 Turbo	125	09/05→10/10	➡					
2.0 Turbo	147	09/05→10/10	➡					
1.6	85	12/06→10/10	➡	⬇; Scheibenbremse	1	24.3727-0775.2 580775		L= 1.647 L2= 1.665
1.6 Turbo	132	02/07→10/10	➡					
<b>OPEL - ASTRA J 12/09→</b>								
<b> Seilzug, Feststellbremse</b>								
1.3 CDTi	70	12/09→	➡	☐; - eFSB		24.3727-0794.2 580794		L= 1.812
1.4	64	12/09→	➡					
1.4	74	12/09→	➡	☐; - eFSB		24.3727-0795.2 580795		L= 1.814
1.4 LPG	103	01/12→	➡					
1.4 Turbo	103	12/09→	➡	⬇; - eFSB	1	24.3727-0798.2 580798		L= 1.798
1.6	85	12/09→	➡					
1.6 CDTi	81	02/14→	➡					
1.6 CDTi	100	01/14→	➡					
1.6 SIDI	125	12/12→	➡					
1.6 Turbo	132	12/09→	➡					
1.7 CDTi	74	10/10→	➡					
1.7 CDTi	81	12/09→	➡					
1.7 CDTi	92	12/09→	➡					
1.7 CDTi	96	12/09→	➡					
2.0 BiTurbo CDTi	143	12/12→	➡					
2.0 CDTi	118	12/09→	➡					
2.0 CDTi	121	06/11→	➡					
1.4 Turbo	88	10/10→	➡	☐; 11/10→; - eFSB		24.3727-0794.2 580794		L= 1.812
				☐; 11/10→; - eFSB		24.3727-0795.2 580795		L= 1.814
				⬇; 11/10→; - eFSB	1	24.3727-0798.2 580798		L= 1.798
<b>OPEL - ASTRA J GTC 10/11→</b>								
<b> Seilzug, Feststellbremse</b>								
1.4	74	10/11→	➡	☐; - eFSB		24.3727-0794.2 580794		L= 1.812
1.4	88	10/11→	➡					
1.4	103	10/11→	➡	☐; - eFSB		24.3727-0795.2 580795		L= 1.814
1.6	132	10/11→	➡					
1.6 CDTi	81	07/14→	➡	⬇; - eFSB	1	24.3727-0798.2 580798		L= 1.798
1.6 CDTi	100	07/14→	➡					
1.6 SIDI	125	12/12→	➡					
1.6 SIDI	147	07/13→	➡					
1.7 CDTi	81	10/11→	➡					
1.7 CDTi	96	10/11→	➡					
1.8	103	10/11→	➡					
2.0 CDTi	121	10/11→	➡					
2.0 BiTurbo CDTi	143	10/12→	➡	☐; 12/12→; - eFSB		24.3727-0794.2 580794		L= 1.812
				☐; 12/12→; - eFSB		24.3727-0795.2 580795		L= 1.814
				⬇; 12/12→; - eFSB	1	24.3727-0798.2 580798		L= 1.798








	kw			 	! #		
<b>OPEL - ASTRA J Sports Tourer 10/10→</b>							
 <b>Seilzug, Feststellbremse</b>							
1.3 CDTI	70	10/10→	➔	☐; 11/10→; - eFSB		24.3727-0794.2 580794	L= 1.812
1.4	64	10/10→10/15	➔	☐; 11/10→; - eFSB		24.3727-0795.2 580795	L= 1.814
1.4	74	10/10→	➔	☐; 11/10→; - eFSB		24.3727-0795.2 580795	L= 1.814
1.4 Turbo	88	10/10→	➔	☑; 11/10→; - eFSB	1	24.3727-0798.2 580798	L= 1.798
1.4 Turbo	103	10/10→	➔	☑; 11/10→; - eFSB	1	24.3727-0798.2 580798	L= 1.798
1.6	85	10/10→					
1.6 Turbo	132	10/10→					
1.7 CDTI	74	10/10→					
1.7 CDTI	81	10/10→					
1.7 CDTI	92	10/10→					
1.7 CDTI	96	10/10→					
2.0 CDTI	96	10/10→					
2.0 CDTI	118	10/10→					
1.4 LPG	103	01/12→	➔	☐; - eFSB		24.3727-0794.2 580794	L= 1.812
1.6 CDTi	81	02/14→	➔	☐; - eFSB		24.3727-0795.2 580795	L= 1.814
1.6 CDTi	100	01/14→	➔	☐; - eFSB		24.3727-0795.2 580795	L= 1.814
1.6 LPG	84	10/12→	➔	☑; - eFSB	1	24.3727-0798.2 580798	L= 1.798
1.6 SIDI	125	12/12→					
2.0 BiTurbo CDTI	143	12/12→					
2.0 CDTI	121	08/11→					
<b>OPEL - ASTRA J Stufenheck 06/12→</b>							
 <b>Seilzug, Feststellbremse</b>							
1.3 CDTI	70	06/12→	➔	☐; - eFSB		24.3727-0794.2 580794	L= 1.812
1.4	74	06/12→	➔	☐; - eFSB		24.3727-0795.2 580795	L= 1.814
1.4 LPG	103	07/14→	➔	☐; - eFSB		24.3727-0795.2 580795	L= 1.814
1.4 Turbo	88	06/12→	➔	☑; - eFSB	1	24.3727-0798.2 580798	L= 1.798
1.4 Turbo	103	06/12→	➔	☑; - eFSB	1	24.3727-0798.2 580798	L= 1.798
1.6	85	06/12→					
1.6 CDTi	81	04/14→					
1.6 CDTi	100	01/14→					
1.6 SIDI	125	12/12→					
1.6 Turbo	132	06/12→					
1.7 CDTI	81	06/12→					
1.7 CDTI	96	06/12→					
<b>OPEL - CALIBRA A (85_) 06/90→07/97</b>							
 <b>Bremsbackensatz, Feststellbremse</b>							
2.0 i	85	06/90→07/97	➔			03.0137-0172.2 650172	Ø 160 x 25
2.0 i 16V	100	02/94→07/97	➔				
2.0 i 16V 4x4	100	02/94→07/97	➔				
2.0 i 4x4	85	06/90→07/97	➔				
2.0 i Turbo 4x4	150	03/92→07/97	➔				
2.5 i V6	125	04/93→07/97	➔				
<b>Zubehörsatz, Feststellbremsbacken</b>							
2.0 i	85	06/90→07/97	➔			03.0137-9092.2 669092	
2.0 i 16V	100	02/94→07/97	➔				
2.0 i 16V 4x4	100	02/94→07/97	➔				
2.0 i 4x4	85	06/90→07/97	➔				
2.0 i Turbo 4x4	150	03/92→07/97	➔				
2.5 i V6	125	04/93→07/97	➔			03.0137-9243.2 669243	
 <b>Seilzug, Feststellbremse</b>							
2.0 i	85	06/90→07/97	➔	☑; Scheibenbremse	1	24.3727-0736.2 580736	L= 1.365 L2= 1.498 + Zub
2.0 i 16V	100	02/94→07/97	➔				
2.0 i 16V 4x4	100	02/94→07/97	➔				
2.0 i 4x4	85	06/90→07/97	➔				
2.0 i Turbo 4x4	150	03/92→07/97	➔				
2.5 i V6	125	04/93→07/97	➔				
<b>OPEL - CAMPO (TF_) 08/87→06/02</b>							
 <b>Radbremszylinder</b>							
2.2 D (TFR52)	39	08/91→09/96	➔	01/92→ 08/96		24.3225-1702.3 020425	Ø 25,4 GG
2.2 D 4x4 (TF52)	39	08/91→09/96	➔	→ 08/96		24.3225-1702.3 020425	Ø 25,4 GG
2.3 (TFR16)	72	08/94→09/96	➔				
2.3 4x4 (TFS16)	72	08/94→09/96	➔				
2.5 TD (TFR54)	56	07/94→06/01	➔				
2.5 TD 4x4 (TFS54)	56	07/94→06/01	➔				
2.5 DTI	74	07/01→12/01	➔			24.3225-1702.3 020425	Ø 25,4 GG
2.5 DTI 4x4	74	07/01→12/01	➔				
3.1 TD (TFR69)	80	12/92→06/01	➔	09/96→		24.3225-1702.3 020425	Ø 25,4 GG
3.1 TD 4x4 (TFS69)	80	12/92→06/01	➔	→ 08/96		24.3225-1702.3 020425	Ø 25,4 GG
↓							

	kw					! #		
<b>OPEL - CAMPO (TF_) 08/87→06/02</b>								
 <b>Bremsbackensatz</b>								
2.5 DTI 4x4	74	07/01→12/01	➔				<b>03.0137-0445.2 650445</b>	Ø 294 x 47 - HEB
3.1 TD 4x4 (TFS69)	80	12/92→06/01	➔	09/96→			<b>03.0137-0445.2 650445</b>	Ø 294 x 47 - HEB
<b>OPEL - COMBO (71_) 07/94→10/01</b>								
 <b>Radbremszylinder</b>								
1.2	33	07/94→10/01	➔	→ 09/00			<b>24.3219-1111.3 020194</b>	TRW Ø 19,05 GG
1.4	44	07/94→10/01						
1.4	60	07/94→10/01						
1.7 D	44	07/94→10/01						
1.4 16V	66	08/99→10/01	➔	10/01→			<b>24.3219-1715.3 020122</b>	Ø 19,05 ALU
<b>Zubehörsatz, Bremsbacken</b>								
1.2	33	07/94→10/01	➔	→ 09/00			<b>03.0137-9053.2 669053</b>	TRW
1.4	44	07/94→10/01						
1.4	60	07/94→10/01						
1.7 D	44	07/94→10/01						
1.4 16V	66	08/99→10/01	➔	10/01→			<b>03.0137-9215.2 669215</b>	
 <b>Bremstrommel</b>								
1.2	33	07/94→10/01	➔	→ 09/00			<b>24.0223-0008.2 480038</b>	Ø 230,0 x 60 / 231
1.4	44	07/94→10/01						
1.4	60	07/94→10/01						
1.7 D	44	07/94→10/01						
1.4 16V	66	08/99→10/01	➔	10/01→; → 36999999			<b>24.0223-0013.2 480061</b>	Ø 230,0 x 50 / 231
			➔	43000001→			<b>24.0223-0021.1 480186</b>	Ø 230,0 x 50 / 231
 <b>Bremsbackensatz</b>								
1.2	33	07/94→10/01	➔	→ 09/00			<b>03.0137-0167.2 650167</b>	TRW Ø 230 x 51 + HEB
1.4	44	07/94→10/01					<b>03.0520-5819.3 695819</b>	TRW Ø 230 x 51 Ø 19,05 + RZ / + Zub TopKit
1.4	60	07/94→10/01						
1.7 D	44	07/94→10/01						
1.4 16V	66	08/99→10/01	➔	10/01→			<b>03.0137-0424.2 650424</b>	Ø 230 x 42 + HEB
							<b>03.0520-6019.3 696019</b>	Ø 230 x 42 Ø 19,05 + RZ / + Zub TopKit
 <b>Seilzug, Feststellbremse</b>								
1.2	33	07/94→10/01	➔	⬇; → 09/00; Trommelbremse	1		<b>24.3727-0759.2 580759</b>	L= 1.659 L2= 1.521
1.4	44	07/94→10/01						
1.4	60	07/94→10/01						
1.7 D	44	07/94→10/01						
1.4 16V	66	08/99→10/01	←	⬆; 10/01→	1		<b>24.3727-0767.2 580767</b>	L= 445
			➔	⬇; 10/01→	2		<b>24.3727-0746.2 580746</b>	L= 182 + Zub
			➔	⬇; 10/01→; Trommelbremse	1		<b>24.3727-0761.2 580761</b>	L= 1.235 L2= 1.235
<b>OPEL - COMBO Kasten/Kombi 10/01→</b>								
 <b>Radbremszylinder</b>								
1.3 CDTI 16V	51	08/05→	➔	→ 10/11			<b>24.3219-1715.3 020122</b>	Ø 19,05 ALU
1.3 CDTI 16V	55	10/05→						
1.4 16V	66	08/05→						
1.6	64	10/01→						
1.6 CNG 16V	69	06/06→						
1.6 CNG 16V	71	04/05→						
1.7 CDTI 16V	74	12/04→						
1.7 DI 16V	48	10/01→						
1.7 DTI 16V	55	10/01→						
<b>Zubehörsatz, Bremsbacken</b>								
1.3 CDTI 16V	51	08/05→	➔	→ 10/11			<b>03.0137-9215.2 669215</b>	
1.3 CDTI 16V	55	10/05→						
1.4 16V	66	08/05→						
1.6	64	10/01→						
1.6 CNG 16V	69	06/06→						
1.6 CNG 16V	71	04/05→						
1.7 CDTI 16V	74	12/04→						
1.7 DI 16V	48	10/01→						
1.7 DTI 16V	55	10/01→						
 <b>Bremstrommel</b>								
1.3 CDTI 16V	51	08/05→	➔	→ 36999999			<b>24.0223-0013.2 480061</b>	Ø 230,0 x 50 / 231
1.3 CDTI 16V	55	10/05→						
1.4 16V	66	08/05→	➔	43000001→; → 10/11			<b>24.0223-0021.1 480186</b>	Ø 230,0 x 50 / 231
1.6	64	10/01→						
















	kw					! #		
<b>OPEL - COMBO Kasten/Kombi 10/01→</b>								
 <b>Bremstrommel</b>								
1.6 CNG 16V	69	06/06→	→	→ 36999999			<b>24.0223-0013.2 480061</b>	Ø 230,0 x 50 / 231
1.6 CNG 16V	71	04/05→	→	43000001→; → 10/11			<b>24.0223-0021.1 480186</b>	Ø 230,0 x 50 / 231
1.7 CDTI 16V	74	12/04→						
1.7 DI 16V	48	10/01→						
1.7 DTI 16V	55	10/01→						
 <b>Bremsbackensatz</b>								
1.3 CDTI 16V	51	08/05→	→	→ 10/11			<b>03.0137-0424.2 650424</b>	Ø 230 x 42 + HEB
1.3 CDTI 16V	55	10/05→					<b>03.0520-6019.3 696019</b>	Ø 230 x 42 Ø 19,05 + RZ / + Zub TopKit
1.4 16V	66	08/05→						
1.6	64	10/01→						
1.6 CNG 16V	69	06/06→						
1.6 CNG 16V	71	04/05→						
1.7 CDTI 16V	74	12/04→						
1.7 DI 16V	48	10/01→						
1.7 DTI 16V	55	10/01→						
 <b>Seilzug, Feststellbremse</b>								
1.3 CDTI 16V	51	08/05→	←	↑; → 10/11	1	<b>24.3727-0767.2 580767</b>		L= 445
1.3 CDTI 16V	55	10/05→						
1.4 16V	66	08/05→	→	↓; → 10/11	2	<b>24.3727-0746.2 580746</b>		L= 182 + Zub
1.6	64	10/01→						
1.6 CNG 16V	69	06/06→	→	↓; → 10/11; Trommelbremse	1	<b>24.3727-0761.2 580761</b>		L= 1.235 L2= 1.235
1.6 CNG 16V	71	04/05→						
1.7 CDTI 16V	74	12/04→						
1.7 DI 16V	48	10/01→						
1.7 DTI 16V	55	10/01→						
<b>OPEL - COMBO Kasten/Kombi (X12) 02/12→</b>								
 <b>Radbremszylinder</b>								
1.3 CDTI	55	02/12→	→	03/15→; kurzer Radstand		<b>24.3220-1728.3 020509</b>		Ø 20,64 ALU
			→	03/15→; für erhöhte Nutzlast		<b>24.3225-1704.3 020541</b>		Ø 25,4 ALU
1.3 CDTI	66	02/12→	→	kurzer Radstand		<b>24.3220-1728.3 020509</b>		Ø 20,64 ALU
1.3 CDTI	70	03/16→						
1.6 CDTI	66	02/12→	→	für erhöhte Nutzlast		<b>24.3225-1704.3 020541</b>		Ø 25,4 ALU
1.6 CDTI	70	04/15→						
1.6 CDTI	74	02/12→						
1.6 CDTI	77	02/12→						
1.6 CDTI	88	04/15→						
1.4	70	02/12→	→			<b>24.3225-1704.3 020541</b>		Ø 25,4 ALU
1.4	88	02/12→						
1.4 CNG	88	02/12→						
2.0 CDTI	99	02/12→						
<b>Zubehörsatz, Bremsbacken</b>								
1.3 CDTI	55	02/12→	→	03/15→; kurzer Radstand		<b>03.0137-9296.2 669296</b>		
			→	03/15→; langer Radstand		<b>03.0137-9309.2 669309</b>		AP
1.3 CDTI	66	02/12→	→	kurzer Radstand		<b>03.0137-9296.2 669296</b>		
1.3 CDTI	70	03/16→						
1.6 CDTI	66	02/12→	→	langer Radstand		<b>03.0137-9309.2 669309</b>		AP
1.6 CDTI	70	04/15→						
1.6 CDTI	74	02/12→						
1.6 CDTI	77	02/12→						
1.6 CDTI	88	04/15→						
1.4	70	02/12→	→			<b>03.0137-9309.2 669309</b>		AP
1.4	88	02/12→						
1.4 CNG	88	02/12→						
2.0 CDTI	99	02/12→						
 <b>Bremsbackensatz</b>								
1.3 CDTI	55	02/12→	→	03/15→; kurzer Radstand		<b>03.0137-0457.2 650457</b>		AP Ø 228 x 42 + HEB
			→	03/15→; langer Radstand		<b>03.0137-0505.2 650505</b>		AP Ø 254 x 57 + HEB
1.3 CDTI	66	02/12→	→	kurzer Radstand		<b>03.0137-0457.2 650457</b>		AP Ø 228 x 42 + HEB
1.3 CDTI	70	03/16→						
1.6 CDTI	66	02/12→	→	langer Radstand		<b>03.0137-0505.2 650505</b>		AP Ø 254 x 57 + HEB
1.6 CDTI	70	04/15→						
1.6 CDTI	74	02/12→						
1.6 CDTI	77	02/12→						
1.6 CDTI	88	04/15→						
1.4	70	02/12→	→			<b>03.0137-0505.2 650505</b>		AP Ø 254 x 57 + HEB
1.4	88	02/12→						
1.4 CNG	88	02/12→						
2.0 CDTI	99	02/12→						


































	kw					! #		
<b>OPEL - COMBO Pritsche/Fahrgestell (X12) 08/12→</b>								
 <b>Radbremszylinder</b>								
1.3 CDTI	55	08/12→	➔	03/15→; kurzer Radstand		24.3220-1728.3	020509	Ø 20,64 ALU
			➔	03/15→; für erhöhte Nutzlast		24.3225-1704.3	020541	Ø 25,4 ALU
2.0 CDTI	99	08/12→	➔			24.3225-1704.3	020541	Ø 25,4 ALU
<b>Zubehörsatz, Bremsbacken</b>								
1.3 CDTI	55	08/12→	➔	03/15→; kurzer Radstand		03.0137-9296.2	669296	
			➔	03/15→; langer Radstand		03.0137-9309.2	669309	AP
2.0 CDTI	99	08/12→	➔			03.0137-9309.2	669309	AP
 <b>Bremsbackensatz</b>								
1.3 CDTI	55	08/12→	➔	03/15→; kurzer Radstand		03.0137-0457.2	650457	AP Ø 228 x 42 + HEB
			➔	03/15→; langer Radstand		03.0137-0505.2	650505	AP Ø 254 x 57 + HEB
2.0 CDTI	99	08/12→	➔			03.0137-0505.2	650505	AP Ø 254 x 57 + HEB
<b>OPEL - COMBO Tour 10/01→</b>								
 <b>Radbremszylinder</b>								
1.3 CDTI 16V	51	10/04→	➔	→ 10/11		24.3219-1715.3	020122	Ø 19,05 ALU
1.3 CDTI 16V	55	10/05→						
1.4	66	10/04→						
1.6	64	10/01→						
1.6 CNG	69	06/06→						
1.6 CNG	71	04/05→						
1.7 CDTI 16V	74	12/04→						
1.7 DI 16V	48	10/01→						
1.7 DTI 16V	55	10/01→						
<b>Zubehörsatz, Bremsbacken</b>								
1.3 CDTI 16V	51	10/04→	➔	→ 10/11		03.0137-9215.2	669215	
1.3 CDTI 16V	55	10/05→						
1.4	66	10/04→						
1.6	64	10/01→						
1.6 CNG	69	06/06→						
1.6 CNG	71	04/05→						
1.7 CDTI 16V	74	12/04→						
1.7 DI 16V	48	10/01→						
1.7 DTI 16V	55	10/01→						
 <b>Bremstrommel</b>								
1.3 CDTI 16V	51	10/04→	➔	→ 36999999		24.0223-0013.2	480061	Ø 230,0 x 50 / 231
1.3 CDTI 16V	55	10/05→	➔	43000001→; → 10/11		24.0223-0021.1	480186	Ø 230,0 x 50 / 231
1.4	66	10/04→						
1.6	64	10/01→						
1.6 CNG	69	06/06→						
1.6 CNG	71	04/05→						
1.7 CDTI 16V	74	12/04→						
1.7 DI 16V	48	10/01→						
1.7 DTI 16V	55	10/01→						
 <b>Bremsbackensatz</b>								
1.3 CDTI 16V	51	10/04→	➔	→ 10/11		03.0137-0424.2	650424	Ø 230 x 42 + HEB
1.3 CDTI 16V	55	10/05→				03.0520-6019.3	696019	Ø 230 x 42 Ø 19,05 + RZ / + Zub TopKit
1.4	66	10/04→						
1.6	64	10/01→						
1.6 CNG	69	06/06→						
1.6 CNG	71	04/05→						
1.7 CDTI 16V	74	12/04→						
1.7 DI 16V	48	10/01→						
1.7 DTI 16V	55	10/01→						
 <b>Seilzug, Feststellbremse</b>								
1.3 CDTI 16V	51	10/04→	←	☒; → 10/11	1	24.3727-0767.2	580767	L= 445
1.3 CDTI 16V	55	10/05→						
1.4	66	10/04→	➔	☒; → 10/11	2	24.3727-0746.2	580746	L= 182 + Zub
1.6	64	10/01→	➔					
1.6 CNG	69	06/06→	➔	☒; → 10/11; Trommelbremse	1	24.3727-0761.2	580761	L= 1.235 L2= 1.235
1.6 CNG	71	04/05→						
1.7 CDTI 16V	74	12/04→						
1.7 DI 16V	48	10/01→						
1.7 DTI 16V	55	10/01→						
<b>OPEL - COMBO Tour (X12) 02/12→</b>								
 <b>Radbremszylinder</b>								
1.3 CDTI	66	02/12→	➔	kurzer Radstand		24.3220-1728.3	020509	Ø 20,64 ALU
↓								

	kW			 	! #							
<b>OPEL - COMBO Tour (X12) 02/12→</b>												
 <b>Radbremszylinder</b>												
1.6 CDTI	66	02/12→	➔	für erhöhte Nutzlast	24.3225-1704.3	020541	Ø 25,4 ALU					
1.6 CDTI	70	03/15→										
1.6 CDTI	74	02/12→										
1.6 CDTI	77	02/12→										
1.6 CDTI	88	03/15→										
1.4	70	02/12→	➔		24.3225-1704.3	020541	Ø 25,4 ALU					
1.4	88	02/12→										
1.4 CNG	88	02/12→										
2.0 CDTI	99	02/12→										
<b>Zubehörsatz, Bremsbacken</b>												
1.3 CDTI	66	02/12→	➔	kurzer Radstand	03.0137-9296.2	669296						
1.6 CDTI	66	02/12→										
1.6 CDTI	70	03/15→	➔	langer Radstand	03.0137-9309.2	669309	AP					
1.6 CDTI	74	02/12→										
1.6 CDTI	77	02/12→										
1.6 CDTI	88	03/15→										
1.4	70	02/12→	➔		03.0137-9309.2	669309	AP					
1.4	88	02/12→										
1.4 CNG	88	02/12→										
2.0 CDTI	99	02/12→										
 <b>Bremsbackensatz</b>												
1.3 CDTI	66	02/12→	➔	kurzer Radstand	03.0137-0457.2	650457	AP Ø 228 x 42 + HEB					
1.6 CDTI	66	02/12→										
1.6 CDTI	70	03/15→	➔	langer Radstand	03.0137-0505.2	650505	AP Ø 254 x 57 + HEB					
1.6 CDTI	74	02/12→										
1.6 CDTI	77	02/12→										
1.6 CDTI	88	03/15→										
1.4	70	02/12→	➔		03.0137-0505.2	650505	AP Ø 254 x 57 + HEB					
1.4	88	02/12→										
1.4 CNG	88	02/12→										
2.0 CDTI	99	02/12→										
<b>OPEL - CORSA B (73_, 78_, 79_) 03/93→12/02</b>												
 <b>Radbremszylinder</b>												
1.0 i 12V	40	11/96→09/00	➔		24.3219-1715.3	020122	Ø 19,05 ALU					
1.2 i	33	03/93→09/00										
1.4 i	40	03/93→09/00										
1.4 i	44	03/93→09/00										
1.4 i 16V	63	08/97→09/00										
1.4 i 16V	66	09/94→09/00										
1.4 i 16V	67	09/94→09/00										
1.4 Si	60	03/93→09/00										
1.5 D	37	03/93→09/00										
1.5 TD	49	03/93→09/00										
1.6 i 16V	74	08/97→09/00										
1.6 i 16V	78	09/94→09/00										
1.7 D	44	02/96→09/00										
1.2 i 16V	48	03/98→09/00						➔	04/98→	24.3219-1715.3	020122	Ø 19,05 ALU
1.6 GSI 16V	80	03/93→09/00	➔	09/93→	24.3219-1715.3	020122	Ø 19,05 ALU					
					24.3219-1767.3	020552	Ø 19,05 GG					
					24.3219-1767.3	020552	Ø 19,05 GG					
<b>Zubehörsatz, Bremsbacken</b>												
1.0 i 12V	40	11/96→09/00	➔		03.0137-9166.2	669166						
1.2 i	33	03/93→09/00										
1.4 i	40	03/93→09/00										
1.4 i	44	03/93→09/00										
1.4 i 16V	63	08/97→09/00										
1.4 i 16V	66	09/94→09/00										
1.4 i 16V	67	09/94→09/00										
1.4 Si	60	03/93→09/00										
1.5 D	37	03/93→09/00										
1.5 TD	49	03/93→09/00										
1.6 i 16V	74	08/97→09/00										
1.6 i 16V	78	09/94→09/00										
1.7 D	44	02/96→09/00										
1.2 i 16V	48	03/98→09/00						➔	04/98→	03.0137-9166.2	669166	
1.6 GSI 16V	80	03/93→09/00	➔	09/93→	03.0137-9166.2	669166						
 <b>Bremstrommel</b>												
1.0 i 12V	40	11/96→09/00	➔	- ABS	24.0220-0012.1	480017	Ø 200,0 x 35 / 201 - RLG					
1.2 i	33	03/93→09/00										
1.4 i	40	03/93→09/00										
1.4 i	44	03/93→09/00	➔	+ ABS	24.0220-0033.2	480132	Ø 200,0 x 35 / 201 - RLG / + ABS Ring					
1.4 i 16V	63	08/97→09/00										
↓												













	kw			 	! #		
<b>OPEL - CORSA B (73_, 78_, 79_) 03/93→12/02</b>							
<b>Bremstrommel</b>							
1.4 i 16V	66	09/94→09/00	➔	- ABS		24.0220-0012.1 480017	Ø 200,0 x 35 / 201 - RLG
1.4 i 16V	67	09/94→09/00				24.0220-0712.2 480208	Ø 200,0 x 35 / 201 + RLG
1.4 Si	60	03/93→09/00					
1.5 D	37	03/93→09/00	➔	+ ABS		24.0220-0033.2 480132	Ø 200,0 x 35 / 201
1.5 TD	49	03/93→09/00					- RLG / + ABS Ring
1.6 i 16V	74	08/97→09/00					
1.6 i 16V	78	09/94→09/00					
1.7 D	44	02/96→09/00					
1.2 i 16V	48	03/98→09/00	➔	04/98→; - ABS		24.0220-0012.1 480017	Ø 200,0 x 35 / 201 - RLG
						24.0220-0712.2 480208	Ø 200,0 x 35 / 201 + RLG
			➔	04/98→; + ABS		24.0220-0033.2 480132	Ø 200,0 x 35 / 201
							- RLG / + ABS Ring
1.6 GSI 16V	80	03/93→09/00	➔	09/93→; - ABS		24.0220-0012.1 480017	Ø 200,0 x 35 / 201 - RLG
						24.0220-0712.2 480208	Ø 200,0 x 35 / 201 + RLG
			➔	09/93→; + ABS		24.0220-0033.2 480132	Ø 200,0 x 35 / 201
							- RLG / + ABS Ring
<b>Bremsbackensatz</b>							
1.0 i 12V	40	11/96→09/00	➔			03.0137-0266.2 650266	Ø 200 x 29 + HEB
1.2 i	33	03/93→09/00				03.0420-1019.3 681019	TRW Ø 200 x 29 Ø 19,05
1.4 i	40	03/93→09/00					+ RZ / + Zub Kit
1.4 i	44	03/93→09/00					
1.4 i 16V	63	08/97→09/00				03.0520-1019.3 691019	TRW Ø 200 x 29 Ø 19,05
1.4 i 16V	66	09/94→09/00					+ RZ / + Zub TopKit
1.4 i 16V	67	09/94→09/00					
1.4 Si	60	03/93→09/00					
1.5 D	37	03/93→09/00					
1.5 TD	49	03/93→09/00					
1.6 i 16V	74	08/97→09/00					
1.6 i 16V	78	09/94→09/00					
1.7 D	44	02/96→09/00					
1.2 i 16V	48	03/98→09/00	➔	04/98→		03.0137-0266.2 650266	Ø 200 x 29 + HEB
						03.0420-1019.3 681019	TRW Ø 200 x 29 Ø 19,05
						03.0520-1019.3 691019	TRW Ø 200 x 29 Ø 19,05
							+ RZ / + Zub TopKit
1.6 GSI 16V	80	03/93→09/00	➔	09/93→		03.0137-0266.2 650266	Ø 200 x 29 + HEB
						03.0420-1019.3 681019	TRW Ø 200 x 29 Ø 19,05
						03.0520-1019.3 691019	TRW Ø 200 x 29 Ø 19,05
							+ RZ / + Zub TopKit
<b>Seilzug, Feststellbremse</b>							
1.0 i 12V	40	11/96→09/00	➔	<input type="checkbox"/> ; Trommelbremse		24.3727-0743.2 580743	L= 1.373 + Zub
1.2 i	33	03/93→09/00					
1.4 i	40	03/93→09/00	➔	<input checked="" type="checkbox"/> ; Trommelbremse		24.3727-0744.2 580744	L= 1.078 + Zub
1.4 i	44	03/93→09/00					
1.4 i 16V	63	08/97→09/00					
1.4 i 16V	66	09/94→09/00					
1.4 i 16V	67	09/94→09/00					
1.4 Si	60	03/93→09/00					
1.5 D	37	03/93→09/00					
1.5 TD	49	03/93→09/00					
1.6 i 16V	74	08/97→09/00					
1.6 i 16V	78	09/94→09/00					
1.7 D	44	02/96→09/00					
1.2 i 16V	48	03/98→09/00	➔	<input type="checkbox"/> ; 04/98→; Trommelbremse		24.3727-0743.2 580743	L= 1.373 + Zub
			➔	<input checked="" type="checkbox"/> ; 04/98→; Trommelbremse		24.3727-0744.2 580744	L= 1.078 + Zub
1.6 GSI 16V	80	03/93→09/00	➔	<input type="checkbox"/> ; 09/93→; Trommelbremse		24.3727-0743.2 580743	L= 1.373 + Zub
			➔	<input checked="" type="checkbox"/> ; 09/93→; Trommelbremse		24.3727-0744.2 580744	L= 1.078 + Zub
<b>OPEL - CORSA B Kasten (73_) 08/99→09/00</b>							
<b>Radbremszylinder</b>							
1.4 i	44	08/99→09/00	➔			24.3219-1715.3 020122	Ø 19,05 ALU
1.7 D	44	08/99→09/00				24.3219-1767.3 020552	Ø 19,05 GG
<b>Zubehörsatz, Bremsbacken</b>							
1.4 i	44	08/99→09/00	➔			03.0137-9166.2 669166	
1.7 D	44	08/99→09/00					
<b>Bremstrommel</b>							
1.4 i	44	08/99→09/00	➔	- ABS		24.0220-0012.1 480017	Ø 200,0 x 35 / 201 - RLG
1.7 D	44	08/99→09/00					

























	kw			 	! #		
<b>OPEL - CORSA B Kasten (73_) 08/99→09/00</b>							
 <b>Bremstrommel</b>							
1.4 i	44	08/99→09/00	➡	- ABS		24.0220-0712.2 480208	Ø 200,0 x 35 / 201 + RLG
1.7 D	44	08/99→09/00	➡	+ ABS		24.0220-0033.2 480132	Ø 200,0 x 35 / 201 - RLG / + ABS Ring
 <b>Bremsbackensatz</b>							
1.4 i	44	08/99→09/00	➡			03.0137-0266.2 650266	Ø 200 x 29 + HEB
1.7 D	44	08/99→09/00	➡			03.0420-1019.3 681019	TRW Ø 200 x 29 Ø 19,05 + RZ / + Zub Kit
			➡			03.0520-1019.3 691019	TRW Ø 200 x 29 Ø 19,05 + RZ / + Zub TopKit
 <b>Seilzug, Feststellbremse</b>							
1.4 i	44	08/99→09/00	➡	<input type="checkbox"/> ; Trommelbremse		24.3727-0743.2 580743	L= 1.373 + Zub
1.7 D	44	08/99→09/00	➡	<input type="checkbox"/> ; Trommelbremse		24.3727-0744.2 580744	L= 1.078 + Zub
<b>OPEL - CORSA B Kombi (F35) 01/99→12/02</b>							
 <b>Radbremszylinder</b>							
1.4 i 16V	66	01/99→12/02	➡	→ 09/00		24.3219-1715.3 020122	Ø 19,05 ALU
1.7 D	44	01/99→12/02	➡			24.3219-1767.3 020552	Ø 19,05 GG
<b>Zubehörsatz, Bremsbacken</b>							
1.4 i 16V	66	01/99→12/02	➡	→ 09/00		03.0137-9166.2 669166	
1.7 D	44	01/99→12/02	➡				
 <b>Bremstrommel</b>							
1.4 i 16V	66	01/99→12/02	➡	→ 09/00; - ABS		24.0220-0012.1 480017	Ø 200,0 x 35 / 201 - RLG
1.7 D	44	01/99→12/02	➡			24.0220-0712.2 480208	Ø 200,0 x 35 / 201 + RLG
			➡	→ 09/00; + ABS		24.0220-0033.2 480132	Ø 200,0 x 35 / 201 - RLG / + ABS Ring
 <b>Bremsbackensatz</b>							
1.4 i 16V	66	01/99→12/02	➡	→ 09/00		03.0137-0266.2 650266	Ø 200 x 29 + HEB
1.7 D	44	01/99→12/02	➡			03.0420-1019.3 681019	TRW Ø 200 x 29 Ø 19,05 + RZ / + Zub Kit
			➡			03.0520-1019.3 691019	TRW Ø 200 x 29 Ø 19,05 + RZ / + Zub TopKit
 <b>Seilzug, Feststellbremse</b>							
1.4 i 16V	66	01/99→12/02	➡	<input type="checkbox"/> ; → 09/00; Trommelbremse		24.3727-0743.2 580743	L= 1.373 + Zub
1.7 D	44	01/99→12/02	➡	<input type="checkbox"/> ; → 09/00; Trommelbremse		24.3727-0744.2 580744	L= 1.078 + Zub
<b>OPEL - CORSA C (F08, F68) 09/00→12/09</b>							
 <b>Radbremszylinder</b>							
1.0	43	09/00→06/03	➡			24.3219-1715.3 020122	Ø 19,05 ALU
1.0	44	06/03→12/09	➡	→ 09/06		24.3219-1715.3 020122	Ø 19,05 ALU
1.2	55	09/00→12/09	➡				
1.2 Twinport	59	07/04→12/09	➡				
1.3 CDTI	51	06/03→12/09	➡				
1.4	66	09/00→12/09	➡				
1.4 Twinport	66	06/03→12/09	➡				
1.7 DI	48	09/00→12/09	➡				
1.7 DTI	55	09/00→12/09	➡				
1.7 CDTI	74	06/03→12/09	➡	→ 09/06		24.3220-1719.3 020448	Ø 20,64 ALU
<b>Zubehörsatz, Bremsbacken</b>							
1.0	43	09/00→06/03	➡	- ABS		03.0137-9166.2 669166	
			➡	+ ABS		03.0137-9167.2 669167	
1.0	44	06/03→12/09	➡	- ABS; → 09/06		03.0137-9166.2 669166	
1.2	55	09/00→12/09	➡				
1.2 Twinport	59	07/04→12/09	➡	+ ABS; → 09/06		03.0137-9167.2 669167	
1.3 CDTI	51	06/03→12/09	➡				
1.4	66	09/00→12/09	➡				
1.4 Twinport	66	06/03→12/09	➡				
1.7 CDTI	74	06/03→12/09	➡				
1.7 DI	48	09/00→12/09	➡				
1.7 DTI	55	09/00→12/09	➡				
↓							













	kw			 	! #		
<b>OPEL - CORSA C (F08, F68) 09/00→12/09</b>							
 <b>Bremstrommel</b>							
1.0	43	09/00→06/03	➔	+ ABS		24.0220-0038.1 480162 24.0220-0738.2 480214	Ø 200,0 x 54 / 201 - RLG / - ABS Ring Ø 200,0 x 54 / 201 + RLG / - ABS Ring
			➔	- ABS		24.0220-0039.1 480163	Ø 200,0 x 35 / 201 - RLG / - ABS Ring
1.0 1.2 1.2 Twinport 1.3 CDTI 1.4 1.4 Twinport 1.7 DI 1.7 DTI	44 55 59 51 66 66 48 55	06/03→12/09 09/00→12/09 07/04→12/09 06/03→12/09 09/00→12/09 06/03→12/09 09/00→12/09 09/00→12/09	➔	+ ABS; → 09/06		24.0220-0038.1 480162 24.0220-0738.2 480214	Ø 200,0 x 54 / 201 - RLG / - ABS Ring Ø 200,0 x 54 / 201 + RLG / - ABS Ring
			➔	- ABS; → 09/06		24.0220-0039.1 480163	Ø 200,0 x 35 / 201 - RLG / - ABS Ring
 <b>Bremsbackensatz</b>							
1.0	43	09/00→06/03	➔	- ABS		03.0137-0395.2 650395 03.0520-5119.3 695119	Ø 200 x 29 + HEB Ø 200 x 29 Ø 19,05 + RZ / + Zub TopKit
			➔	+ ABS		03.0137-0396.2 650396 03.0520-5219.3 695219	Ø 200 x 46 + HEB Ø 200 x 46 Ø 19,05 + RZ / + Zub TopKit
1.0 1.2 1.2 Twinport 1.3 CDTI 1.4 1.4 Twinport 1.7 DI 1.7 DTI	44 55 59 51 66 66 48 55	06/03→12/09 09/00→12/09 07/04→12/09 06/03→12/09 09/00→12/09 06/03→12/09 09/00→12/09 09/00→12/09	➔	- ABS; → 09/06		03.0137-0395.2 650395 03.0520-5119.3 695119	Ø 200 x 29 + HEB Ø 200 x 29 Ø 19,05 + RZ / + Zub TopKit
			➔	+ ABS; → 09/06		03.0137-0396.2 650396 03.0520-5219.3 695219	Ø 200 x 46 + HEB Ø 200 x 46 Ø 19,05 + RZ / + Zub TopKit
1.7 CDTI	74	06/03→12/09	➔	- ABS; → 09/06		03.0137-0395.2 650395	Ø 200 x 29 + HEB
			➔	+ ABS; → 09/06		03.0137-0396.2 650396	Ø 200 x 46 + HEB
 <b>Seilzug, Feststellbremse</b>							
1.0	43	09/00→06/03	←	 ; - ABS; Trommelbremse	1	24.3727-0755.2 580755	L= 330 + Zub
			➔	 ; Trommelbremse		24.3727-0749.2 580749	L= 832 + Zub
			➔	 ; Trommelbremse		24.3727-0750.2 580750	L= 1.095 + Zub
			➔	 ; + ABS; Trommelbremse	2	24.3727-0786.2 580786	L= 217
			➔	 ; - ABS; Trommelbremse	2	24.3727-0787.2 580787	L= 217
1.0 1.2 1.2 Twinport 1.7 DI	44 55 59 48	06/03→12/09 09/00→12/09 07/04→12/09 09/00→12/09	←	 ; → 09/06; - ABS; Trommelbremse	1	24.3727-0755.2 580755	L= 330 + Zub
			➔	 ; → 09/06; Trommelbremse		24.3727-0749.2 580749	L= 832 + Zub
			➔	 ; → 09/06; Trommelbremse		24.3727-0750.2 580750	L= 1.095 + Zub
			➔	 ; → 09/06; + ABS; Trommelbremse	2	24.3727-0786.2 580786	L= 217
			➔	 ; → 09/06; - ABS; Trommelbremse	2	24.3727-0787.2 580787	L= 217
1.3 CDTI 1.7 CDTI 1.7 DTI	51 74 55	06/03→12/09 06/03→12/09 09/00→12/09	←	 ; → 09/06; Trommelbremse	1	24.3727-0755.2 580755	L= 330 + Zub
			➔	 ; → 09/06; Trommelbremse		24.3727-0749.2 580749	L= 832 + Zub
			➔	 ; → 09/06; Trommelbremse		24.3727-0769.2 580769	L= 1.106
			➔	 ; → 09/06; + ABS; Trommelbremse	2	24.3727-0786.2 580786	L= 217
			➔	 ; → 09/06; - ABS; Trommelbremse	2	24.3727-0787.2 580787	L= 217
1.4 1.4 Twinport 1.8	66 66 92	09/00→12/09 06/03→12/09 09/00→12/09	←	 ; → 09/06; Scheibenbremse	1	24.3727-0755.2 580755	L= 330 + Zub
			➔	 ; → 09/06; Trommelbremse		24.3727-0749.2 580749	L= 832 + Zub
			➔	 ; → 09/06; Scheibenbremse		24.3727-0766.2 580766	L= 1.143
			➔	 ; → 09/06; Scheibenbremse		24.3727-0768.2 580768	L= 1.426
			➔	 ; → 09/06; Trommelbremse		24.3727-0769.2 580769	L= 1.106
			➔	 ; → 09/06; + ABS; Trommelbremse	2	24.3727-0786.2 580786	L= 217
			➔	 ; → 09/06; - ABS; Trommelbremse	2	24.3727-0787.2 580787	L= 217
<b>OPEL - CORSA C Kasten (F08, W5L) 09/00→</b>							
 <b>Radbremszylinder</b>							
1.2 1.2 16V 1.3 CDTI 16V 1.4 1.6 ↓	59 55 51 66 71	07/05→ 09/00→ 08/05→ 08/03→ 08/05→	➔	→ 09/06		24.3219-1715.3 020122	Ø 19,05 ALU






























	kw					! #		
<b>OPEL - CORSA C Kasten (F08, W5L) 09/00→</b>								
 <b>Radbremszylinder</b>								
1.7 DI 16V	48	09/00→	→	→ 09/06			24.3219-1715.3 020122	Ø 19,05 ALU
1.7 DTi 16V	55	09/00→	→					
1.7 CDTi	74	08/03→	→	→ 09/06			24.3220-1719.3 020448	Ø 20,64 ALU
<b>Zubehörsatz, Bremsbacken</b>								
1.2	59	07/05→	→	- ABS; → 09/06			03.0137-9166.2 669166	
1.2 16V	55	09/00→	→					
1.3 CDTi 16V	51	08/05→	→	+ ABS; → 09/06			03.0137-9167.2 669167	
1.4	66	08/03→	→					
1.6	71	08/05→	→					
1.7 CDTi	74	08/03→	→					
1.7 DI 16V	48	09/00→	→					
1.7 DTi 16V	55	09/00→	→					
 <b>Bremstrommel</b>								
1.2	59	07/05→	→	+ ABS; → 09/06			24.0220-0038.1 480162	Ø 200,0 x 54 / 201 - RLG / - ABS Ring
1.2 16V	55	09/00→	→					
1.3 CDTi 16V	51	08/05→	→				24.0220-0738.2 480214	Ø 200,0 x 54 / 201 + RLG / - ABS Ring
1.4	66	08/03→	→					
1.6	71	08/05→	→					
1.7 DI 16V	48	09/00→	→	- ABS; → 09/06			24.0220-0039.1 480163	Ø 200,0 x 35 / 201 - RLG / - ABS Ring
1.7 DTi 16V	55	09/00→	→					
 <b>Bremsbackensatz</b>								
1.2	59	07/05→	→	- ABS; → 09/06			03.0137-0395.2 650395	Ø 200 x 29 + HEB
1.2 16V	55	09/00→	→				03.0520-5119.3 695119	Ø 200 x 29 Ø 19,05 + RZ / + Zub TopKit
1.3 CDTi 16V	51	08/05→	→					
1.4	66	08/03→	→					
1.6	71	08/05→	→	+ ABS; → 09/06			03.0137-0396.2 650396	Ø 200 x 46 + HEB
1.7 DI 16V	48	09/00→	→				03.0520-5219.3 695219	Ø 200 x 46 Ø 19,05 + RZ / + Zub TopKit
1.7 DTi 16V	55	09/00→	→					
1.7 CDTi	74	08/03→	→	- ABS; → 09/06			03.0137-0395.2 650395	Ø 200 x 29 + HEB
			→	+ ABS; → 09/06			03.0137-0396.2 650396	Ø 200 x 46 + HEB
 <b>Seilzug, Feststellbremse</b>								
1.2	59	07/05→	←	☒; → 09/06; - ABS; Trommelbremse	1	24.3727-0755.2 580755		L= 330 + Zub
1.2 16V	55	09/00→	→	☒; → 09/06; Trommelbremse		24.3727-0749.2 580749		L= 832 + Zub
1.6	71	08/05→	→	☒; → 09/06; Trommelbremse		24.3727-0750.2 580750		L= 1.095 + Zub
1.7 DI 16V	48	09/00→	→	☒; → 09/06; + ABS; Trommelbremse	2	24.3727-0786.2 580786		L= 217
			→	☒; → 09/06; - ABS; Trommelbremse	2	24.3727-0787.2 580787		L= 217
1.3 CDTi 16V	51	08/05→	←	☒; → 09/06; Trommelbremse	1	24.3727-0755.2 580755		L= 330 + Zub
1.7 CDTi	74	08/03→	→	☒; → 09/06; Trommelbremse		24.3727-0749.2 580749		L= 832 + Zub
1.7 DTi 16V	55	09/00→	→	☒; → 09/06; Trommelbremse		24.3727-0769.2 580769		L= 1.106
			→	☒; → 09/06; + ABS; Trommelbremse	2	24.3727-0786.2 580786		L= 217
			→	☒; → 09/06; - ABS; Trommelbremse	2	24.3727-0787.2 580787		L= 217
1.4	66	08/03→	←	☒; → 09/06; Scheibenbremse	1	24.3727-0755.2 580755		L= 330 + Zub
			→	☒; → 09/06; Trommelbremse		24.3727-0749.2 580749		L= 832 + Zub
			→	☒; → 09/06; Scheibenbremse		24.3727-0766.2 580766		L= 1.143
			→	☒; → 09/06; Scheibenbremse		24.3727-0768.2 580768		L= 1.426
			→	☒; → 09/06; Trommelbremse		24.3727-0769.2 580769		L= 1.106
			→	☒; → 09/06; + ABS; Trommelbremse	2	24.3727-0786.2 580786		L= 217
			→	☒; → 09/06; - ABS; Trommelbremse	2	24.3727-0787.2 580787		L= 217
<b>OPEL - CORSA D 07/06→</b>								
 <b>Radbremszylinder</b>								
1.0	44	07/06→	→	10/06→			24.3219-1755.3 020508	Ø 19,05 ALU
1.2	59	07/06→	→					
1.3 CDTi	55	07/06→	→					
1.3 CDTi	66	07/06→	→					
1.4	66	07/06→	→					
1.4 LPG	66	07/06→	→					
1.0	48	01/10→	→				24.3219-1755.3 020508	Ø 19,05 ALU
1.2	51	06/10→	→					
1.2	63	06/10→	→					
1.2 LPG	55	09/09→	→					
1.2 LPG	59	09/09→	→					
1.2 LPG	61	06/11→	→					
1.2 LPG	63	08/11→	→					

	kw			 	! #		
<b>OPEL - CORSA D 07/06</b> →							
 <b>Radbremszylinder</b>							
1.3 CDTI 1.4 1.4 LPG	70 64 64	06/10 → 09/09 → 06/10 → 09/09 →	→			24.3219-1755.3 020508	Ø 19,05 ALU
<b>Zubehörsatz, Bremsbacken</b>							
1.0 1.2 1.3 CDTI 1.3 CDTI 1.4 1.4 LPG	44 59 55 66 66 66	07/06 → 07/06 → 07/06 → 07/06 → 07/06 → 07/06 →	→	10/06 →		03.0137-9309.2 669309 03.0137-9310.2 669310	AP AP
1.0 1.2 1.2 1.2 LPG 1.2 LPG 1.2 LPG 1.2 LPG 1.3 CDTI 1.4 1.4 1.4 LPG	48 51 63 55 59 61 63 70 64 74 64	01/10 → 06/10 → 06/10 → 09/09 → 09/09 → 06/11 → 08/11 → 06/10 → 09/09 → 06/10 → 09/09 →	→			03.0137-9309.2 669309 03.0137-9310.2 669310	AP AP
 <b>Bremstrommel</b>							
1.0 1.2	44 59	07/06 → 07/06 →	→	10/06 →; Türenanzahl: 3		24.0220-3035.1 480300	Ø 203,0 x 45 / 204,7
			→	10/06 →; Türenanzahl: 5		24.0222-8037.1 480302	Ø 228,3 x 48 / 230
1.0 1.2 1.2 1.2 LPG 1.2 LPG 1.2 LPG 1.2 LPG	48 51 63 55 59 61 63	01/10 → 06/10 → 06/10 → 09/09 → 09/09 → 06/11 → 08/11 →	→	Türenanzahl: 3		24.0220-3035.1 480300	Ø 203,0 x 45 / 204,7
			→	Türenanzahl: 5		24.0222-8037.1 480302	Ø 228,3 x 48 / 230
1.3 CDTI	55	07/06 →	→	10/06 →; + ecoFlex		24.0220-3035.1 480300	Ø 203,0 x 45 / 204,7
			→	10/06 →; - ecoFlex		24.0222-8037.1 480302	Ø 228,3 x 48 / 230
1.3 CDTI 1.4 1.4 LPG	66 66 66	07/06 → 07/06 → 07/06 →	→	10/06 →		24.0222-8037.1 480302	Ø 228,3 x 48 / 230
1.3 CDTI 1.4 1.4 1.4 LPG	70 64 74 64	06/10 → 09/09 → 06/10 → 09/09 →	→			24.0222-8037.1 480302	Ø 228,3 x 48 / 230
 <b>Bremsbackensatz</b>							
1.0 1.2	44 59	07/06 → 07/06 →	→	10/06 →; Türenanzahl: 5		03.0137-0478.2 650478 03.0520-6819.3 696819	AP Ø 228 x 42 + HEB AP Ø 228 x 42 Ø 19,05 + RZ / + Zub TopKit
			→	10/06 →; Türenanzahl: 3		03.0137-0479.2 650479 03.0520-6719.3 696719	AP Ø 203 x 38 + HEB AP Ø 203 x 38 Ø 19,05 + RZ / + Zub TopKit
1.0 1.2 1.2 1.2 LPG 1.2 LPG 1.2 LPG 1.2 LPG	48 51 63 55 59 61 63	01/10 → 06/10 → 06/10 → 09/09 → 09/09 → 06/11 → 08/11 →	→	Türenanzahl: 5		03.0137-0478.2 650478 03.0520-6819.3 696819	AP Ø 228 x 42 + HEB AP Ø 228 x 42 Ø 19,05 + RZ / + Zub TopKit
			→	Türenanzahl: 3		03.0137-0479.2 650479 03.0520-6719.3 696719	AP Ø 203 x 38 + HEB AP Ø 203 x 38 Ø 19,05 + RZ / + Zub TopKit
1.3 CDTI 1.3 CDTI 1.4 1.4 LPG	55 66 66 66	07/06 → 07/06 → 07/06 → 07/06 →	→	10/06 →; Türenanzahl: 5		03.0137-0478.2 650478	AP Ø 228 x 42 + HEB
			→	10/06 →; Türenanzahl: 3		03.0137-0479.2 650479	AP Ø 203 x 38 + HEB
			→	10/06 →		03.0520-6819.3 696819	AP Ø 228 x 42 Ø 19,05 + RZ / + Zub TopKit
1.3 CDTI 1.4 1.4 1.4 LPG	70 64 74 64	06/10 → 09/09 → 06/10 → 09/09 →	→	Türenanzahl: 5		03.0137-0478.2 650478	AP Ø 228 x 42 + HEB
			→	Türenanzahl: 3		03.0137-0479.2 650479	AP Ø 203 x 38 + HEB
			→			03.0520-6819.3 696819	AP Ø 228 x 42 Ø 19,05 + RZ / + Zub TopKit
 <b>Seilzug, Feststellbremse</b>							
1.0 1.2	44 59	07/06 → 07/06 →	→	↓; 10/06 →; → 76064268; Türenanzahl: 3; Trommelbremse	1	24.3727-0781.2 580781	L= 1.477 L2= 1.462 + Zub
			→	↓; 10/06 →; Türenanzahl: 5; Trommelbremse	1	24.3727-0782.2 580782	L= 1.477 L2= 1.492 + Zub
↓							














	kw			 	! #		
<b>OPEL - CORSA D 07/06→</b>							
 <b>Seilzug, Feststellbremse</b>							
1.0	48	01/10→	➔	☒; → 76064268; Türenanzahl: 3; Trommelbremse	1	24.3727-0781.2 580781	L= 1.477 L2= 1.462 + Zub
1.2	51	06/10→					
1.2	63	06/10→					
1.2 LPG	55	09/09→	➔	☒; Türenanzahl: 5; Trommelbremse	1	24.3727-0782.2 580782	L= 1.477 L2= 1.492 + Zub
1.2 LPG	59	09/09→					
1.2 LPG	61	06/11→					
1.2 LPG	63	08/11→					
1.3 CDTI	55	07/06→	➔	☒; 10/06→; Trommelbremse	1	24.3727-0782.2 580782	L= 1.477 L2= 1.492 + Zub
1.3 CDTI	66	07/06→					
1.4 LPG	66	07/06→					
1.3 CDTI	70	06/10→	➔	☒; Trommelbremse	1	24.3727-0782.2 580782	L= 1.477 L2= 1.492 + Zub
1.4	64	09/09→					
1.4	74	06/10→					
1.4 LPG	64	09/09→					
1.4	66	07/06→	➔	☒; 10/06→; Trommelbremse		24.3727-0782.2 580782	L= 1.477 L2= 1.492 + Zub
<b>OPEL - CORSA D Van 07/06→</b>							
 <b>Radbremsszylinder</b>							
1.0	44	07/06→	➔	10/06→		24.3219-1755.3 020508	Ø 19,05 ALU
1.3 CDTI	55	07/06→					
1.3 CDTI	66	07/06→					
1.0	48	01/10→	➔			24.3219-1755.3 020508	Ø 19,05 ALU
1.2	51	06/10→					
1.2	59	07/09→					
1.2	63	06/10→					
1.3 CDTI	70	06/10→					
<b>Zubehörsatz, Bremsbacken</b>							
1.0	44	07/06→	➔	10/06→		03.0137-9309.2 669309	AP
1.3 CDTI	55	07/06→				03.0137-9310.2 669310	AP
1.3 CDTI	66	07/06→					
1.0	48	01/10→	➔			03.0137-9309.2 669309	AP
1.2	51	06/10→					
1.2	59	07/09→				03.0137-9310.2 669310	AP
1.2	63	06/10→					
1.3 CDTI	70	06/10→					
 <b>Bremstrommel</b>							
1.0	44	07/06→	➔	10/06→; Türenanzahl: 3		24.0220-3035.1 480300	Ø 203,0 x 45 / 204,7
			➔	10/06→; Türenanzahl: 5		24.0222-8037.1 480302	Ø 228,3 x 48 / 230
1.0	48	01/10→	➔	Türenanzahl: 3		24.0220-3035.1 480300	Ø 203,0 x 45 / 204,7
1.2	51	06/10→					
1.2	59	07/09→	➔	Türenanzahl: 5		24.0222-8037.1 480302	Ø 228,3 x 48 / 230
1.2	63	06/10→					
1.3 CDTI	55	07/06→	➔	10/06→; + ecoFlex		24.0220-3035.1 480300	Ø 203,0 x 45 / 204,7
			➔	10/06→; - ecoFlex		24.0222-8037.1 480302	Ø 228,3 x 48 / 230
1.3 CDTI	66	07/06→	➔	10/06→		24.0222-8037.1 480302	Ø 228,3 x 48 / 230
1.3 CDTI	70	06/10→	➔			24.0222-8037.1 480302	Ø 228,3 x 48 / 230
 <b>Bremsbackensatz</b>							
1.0	44	07/06→	➔	10/06→; Türenanzahl: 5		03.0137-0478.2 650478	AP Ø 228 x 42 + HEB
						03.0520-6819.3 696819	AP Ø 228 x 42 Ø 19,05 + RZ / + Zub TopKit
			➔	10/06→; Türenanzahl: 3		03.0137-0479.2 650479	AP Ø 203 x 38 + HEB
						03.0520-6719.3 696719	AP Ø 203 x 38 Ø 19,05 + RZ / + Zub TopKit
1.0	48	01/10→	➔	Türenanzahl: 5		03.0137-0478.2 650478	AP Ø 228 x 42 + HEB
1.2	51	06/10→					
1.2	59	07/09→				03.0520-6819.3 696819	AP Ø 228 x 42 Ø 19,05 + RZ / + Zub TopKit
1.2	63	06/10→					
			➔	Türenanzahl: 3		03.0137-0479.2 650479	AP Ø 203 x 38 + HEB
						03.0520-6719.3 696719	AP Ø 203 x 38 Ø 19,05 + RZ / + Zub TopKit
1.3 CDTI	55	07/06→	➔	10/06→; Türenanzahl: 5		03.0137-0478.2 650478	AP Ø 228 x 42 + HEB
1.3 CDTI	66	07/06→	➔	10/06→; Türenanzahl: 3		03.0137-0479.2 650479	AP Ø 203 x 38 + HEB
			➔	10/06→		03.0520-6819.3 696819	AP Ø 228 x 42 Ø 19,05 + RZ / + Zub TopKit
1.3 CDTI	70	06/10→	➔	Türenanzahl: 5		03.0137-0478.2 650478	AP Ø 228 x 42 + HEB
			➔	Türenanzahl: 3		03.0137-0479.2 650479	AP Ø 203 x 38 + HEB
			➔			03.0520-6819.3 696819	AP Ø 228 x 42 Ø 19,05 + RZ / + Zub TopKit















	kW			 	! #		
<b>OPEL - CORSA D Van 07/06→</b>							
 <b>Seilzug, Feststellbremse</b>							
1.0	44	07/06→	➔	⚠; 10/06→; → 76064268; Türenanzahl: 3; Trommelbremse	1	24.3727-0781.2 580781	L= 1.477 L2= 1.462 + Zub
			➔	⚠; 10/06→; Türenanzahl: 5; Trommelbremse	1	24.3727-0782.2 580782	L= 1.477 L2= 1.492 + Zub
1.0	48	01/10→	➔	⚠; → 76064268; Türenanzahl: 3; Trommelbremse	1	24.3727-0781.2 580781	L= 1.477 L2= 1.462 + Zub
1.2	51	06/10→					
1.2	59	07/09→	➔	⚠; Türenanzahl: 5; Trommelbremse	1	24.3727-0782.2 580782	L= 1.477 L2= 1.492 + Zub
1.2	63	06/10→					
1.3 CDTI	55	07/06→	➔	⚠; 10/06→; Trommelbremse	1	24.3727-0782.2 580782	L= 1.477 L2= 1.492 + Zub
1.3 CDTI	66	07/06→					
1.3 CDTI	70	06/10→	➔	⚠; Trommelbremse	1	24.3727-0782.2 580782	L= 1.477 L2= 1.492 + Zub
<b>OPEL - CORSA E 09/14→</b>							
 <b>Radbremszylinder</b>							
1.0	66	09/14→	➔	11/14→		24.3219-1755.3 020508	Ø 19,05 ALU
1.0	85	09/14→					
1.2	51	09/14→					
1.3 CDTI	55	09/14→					
1.3 CDTI	70	09/14→					
1.4	55	09/14→					
1.4	66	09/14→					
1.4 Turbo	74	09/14→					
1.4 LPG	64	11/15→	➔			24.3219-1755.3 020508	Ø 19,05 ALU
1.4 LPG	66	03/15→					
1.4 Turbo	110	03/15→					
<b>Zubehörsatz, Bremsbacken</b>							
1.0	66	09/14→	➔	11/14→		03.0137-9309.2 669309	AP
1.0	85	09/14→					
1.2	51	09/14→					
1.3 CDTI	55	09/14→					
1.3 CDTI	70	09/14→					
1.4	55	09/14→					
1.4	66	09/14→					
1.4 Turbo	74	09/14→					
1.4 LPG	64	11/15→	➔			03.0137-9309.2 669309	AP
1.4 LPG	66	03/15→					
1.4 Turbo	110	03/15→					
 <b>Bremsbackensatz</b>							
1.0	66	09/14→	➔	11/14→		03.0137-0478.2 650478	AP Ø 228 x 42 + HEB
1.0	85	09/14→					
1.2	51	09/14→					
1.3 CDTI	55	09/14→					
1.3 CDTI	70	09/14→					
1.4	55	09/14→					
1.4	66	09/14→					
1.4 Turbo	74	09/14→					
1.4 LPG	64	11/15→	➔			03.0137-0478.2 650478	AP Ø 228 x 42 + HEB
1.4 LPG	66	03/15→					
1.4 Turbo	110	03/15→					
<b>OPEL - CORSA E Van 09/14→</b>							
 <b>Radbremszylinder</b>							
1.2	51	01/15→	➔			24.3219-1755.3 020508	Ø 19,05 ALU
1.3 CDTI	55	01/15→					
1.3 CDTI	70	09/14→	➔	11/14→		24.3219-1755.3 020508	Ø 19,05 ALU
1.4	55	09/14→					
1.4	66	09/14→					
<b>Zubehörsatz, Bremsbacken</b>							
1.2	51	01/15→	➔			03.0137-9309.2 669309	AP
1.3 CDTI	55	01/15→					
1.3 CDTI	70	09/14→	➔	11/14→		03.0137-9309.2 669309	AP
1.4	55	09/14→					
1.4	66	09/14→					
 <b>Bremsbackensatz</b>							
1.2	51	01/15→	➔			03.0137-0478.2 650478	AP Ø 228 x 42 + HEB
1.3 CDTI	55	01/15→					
1.3 CDTI	70	09/14→	➔	11/14→		03.0137-0478.2 650478	AP Ø 228 x 42 + HEB
1.4	55	09/14→					
1.4	66	09/14→					












	kw			 	! #		
<b>OPEL - FRONTERA A (5_MWL4) 03/92→10/98</b>							
 <b>Radbremszylinder</b>							
2.2 i (54MWL4)	100	03/95→10/98	➔	→ SV720102		24.3225-1702.3 020425	Ø 25,4 GG
2.3 TD (5JMWL4)	74	03/92→10/98					
2.4 i (53MWL4)	92	03/92→10/98					
2.5 TDS	85	09/96→10/98					
2.8 TD (5BMWL4)	83	03/95→10/98					
<b>Zubehörsatz, Bremsbacken</b>							
2.2 i (54MWL4)	100	03/95→10/98		→ SV720102		03.0137-9245.2 669245	
2.3 TD (5JMWL4)	74	03/92→10/98					
2.4 i (53MWL4)	92	03/92→10/98					
2.5 TDS	85	09/96→10/98					
2.8 TD (5BMWL4)	83	03/95→10/98					
 <b>Bremsbackensatz</b>							
2.2 i (54MWL4)	100	03/95→10/98	➔	→ SV720102		03.0137-0283.2 650283	Ø 254 x 52
2.3 TD (5JMWL4)	74	03/92→10/98					
2.4 i (53MWL4)	92	03/92→10/98					
2.5 TDS	85	09/96→10/98					
2.8 TD (5BMWL4)	83	03/95→10/98					
 <b>Bremsbackensatz, Feststellbremse</b>							
2.2 i (54MWL4)	100	03/95→10/98	➔	SV720103→		03.0137-0430.2 650430	Ø 210 x 32 - HEB
2.3 TD (5JMWL4)	74	03/92→10/98					
2.4 i (53MWL4)	92	03/92→10/98					
2.5 TDS	85	09/96→10/98					
2.8 TD (5BMWL4)	83	03/95→10/98					
<b>OPEL - FRONTERA A Sport (5_SUD2) 03/92→10/98</b>							
 <b>Radbremszylinder</b>							
2.0 i (52SUD2, 55SUD2)	85	03/92→10/98	➔	→ SV720102		24.3225-1702.3 020425	Ø 25,4 GG
2.5 TDS	85	09/96→10/98					
2.8 TD (53SUD2)	83	03/95→08/96					
<b>Zubehörsatz, Bremsbacken</b>							
2.0 i (52SUD2, 55SUD2)	85	03/92→10/98		→ SV720102		03.0137-9245.2 669245	
2.5 TDS	85	09/96→10/98					
2.8 TD (53SUD2)	83	03/95→08/96					
 <b>Bremsbackensatz</b>							
2.0 i (52SUD2, 55SUD2)	85	03/92→10/98	➔	→ SV720102		03.0137-0283.2 650283	Ø 254 x 52
2.5 TDS	85	09/96→10/98					
2.8 TD (53SUD2)	83	03/95→08/96					
 <b>Bremsbackensatz, Feststellbremse</b>							
2.0 i (52SUD2, 55SUD2)	85	03/92→10/98	➔	SV720103→		03.0137-0430.2 650430	Ø 210 x 32 - HEB
2.5 TDS	85	09/96→10/98					
2.8 TD (53SUD2)	83	03/95→08/96					
<b>OPEL - FRONTERA B (6B_) 10/98→09/02</b>							
 <b>Bremsbackensatz, Feststellbremse</b>							
2.2 DTI	88	09/02→	➔	→ 2V599999		03.0137-0430.2 650430	Ø 210 x 32 - HEB
2.2 DTI (6B_ZC, 6B_VF, 6B_66, 6B_76)	85	10/98→09/02					
2.2 i (6B_ZC, 6B_VF, 6B_66, 6B_76)	100	10/98→					
3.2 i (6B1VF, 6B1_6)	151	10/98→					
<b>OPEL - INSIGNIA 07/08→</b>							
 <b>Seilzug, Feststellbremse</b>							
1.4	103	04/11→	➔	⬇; 06/11→; → B1182367	2	24.3727-0791.2 580791	L= 1.937 + Zub
1.6	85	07/08→	➔	⬇; → B1182367	2	24.3727-0791.2 580791	L= 1.937 + Zub
1.8	103	07/08→					
2.0 Biturbo CDTI	140	07/08→					
2.0 Biturbo CDTI	143	01/12→					
2.0 CDTI	81	07/08→					
2.0 CDTI	96	07/08→					
2.0 CDTI	118	07/08→					
2.0 E85 Turbo	162	09/10→					
2.0 Turbo	162	07/08→					
1.6 Turbo	132	07/08→	➔	⬇; 10/08→; → B1182367	2	24.3727-0791.2 580791	L= 1.937 + Zub
2.0 Biturbo CDTI 4x4	140	05/09→	➔	⬇; → A1006683	2	24.3727-0789.2 580789	L= 2.005 + Zub
2.0 Biturbo CDTI 4x4	143	01/12→					
2.0 CDTI 4x4	118	06/10→					
2.0 Turbo 4x4	162	07/08→					
2.0 Turbo 4x4	184	09/11→					
↓							

	kw			 	! #		
<b>OPEL - INSIGNIA 07/08</b> →							
 <b>Seilzug, Feststellbremse</b>							
2.8 V6 Turbo 4x4 2.8 V6 Turbo OPC 4x4	191 239	07/08 → 07/09 →	→	↓; → A1006683	2	24.3727-0789.2 580789	L= 2.005 + Zub
<b>OPEL - INSIGNIA Caravan 07/08</b> →							
 <b>Seilzug, Feststellbremse</b>							
1.4 1.6 1.6 Turbo 1.8 2.0 Biturbo CDTI 2.0 Biturbo CDTI 2.0 CDTI 2.0 CDTI 2.0 CDTI 2.0 E85 Turbo 2.0 Turbo	103 85 132 103 140 143 81 96 118 162 162	09/11 → 07/08 → 01/09 → 07/08 → 07/08 → 01/12 → 07/08 → 07/08 → 07/08 → 09/10 → 07/08 →	→	↓; → B1182367; Scheibenbremse	2	24.3727-0791.2 580791	L= 1.937 + Zub
2.0 Biturbo CDTI 4x4 2.0 Biturbo CDTI 4x4 2.0 CDTI 4x4 2.0 Turbo 4x4 2.0 Turbo 4x4 2.8 V6 Turbo 4x4 2.8 V6 Turbo OPC 4x4	140 143 118 162 184 191 239	07/08 → 01/12 → 06/10 → 07/08 → 09/11 → 10/08 → 07/09 →	→	↓; → A1006683; Scheibenbremse	2	24.3727-0789.2 580789	L= 2.005 + Zub
<b>OPEL - INSIGNIA Stufenheck 07/08</b> →							
 <b>Seilzug, Feststellbremse</b>							
1.4	103	04/11 →	→	↓; 06/11 →; → B1182367	2	24.3727-0791.2 580791	L= 1.937 + Zub
1.6 1.6 Turbo 1.8 2.0 Biturbo CDTI 2.0 Biturbo CDTI 2.0 CDTI 2.0 CDTI 2.0 CDTI 2.0 Turbo 2.0 Turbo E85	85 132 103 140 143 81 96 118 162 162	07/08 → 01/09 → 07/08 → 07/08 → 01/12 → 07/08 → 07/08 → 07/08 → 07/08 → 07/08 →	→	↓; → B1182367	2	24.3727-0791.2 580791	L= 1.937 + Zub
2.0 Biturbo CDTI 4x4 2.0 Biturbo CDTI 4x4 2.0 CDTI 4x4 2.0 Turbo 4x4 2.0 Turbo 4x4 2.8 V6 Turbo 4x4 2.8 V6 Turbo OPC 4x4	140 143 118 162 184 191 239	07/08 → 01/12 → 06/10 → 07/08 → 09/11 → 07/08 → 07/09 →	→	↓; → A1006683	2	24.3727-0789.2 580789	L= 2.005 + Zub
<b>OPEL - KARL 01/15</b> →							
<b>Zubehörsatz, Bremsbacken</b>							
1.0 1.0 1.0 LPG	52 55 54	06/15 → 01/15 → 02/15 →	→			03.0137-9314.2 669314	
<b>OPEL - MERIVA 05/03 → 05/10</b>							
 <b>Seilzug, Feststellbremse</b>							
1.3 CDTI	51	04/05 → 05/10	→	↓; → 34999999; Scheibenbremse	1	24.3727-0780.2 580780	L= 1.610 L2= 1.610 + Zub
1.3 CDTI 1.4 16V Twinport 1.4 16V Twinport LPG	55 66 66	09/03 → 05/10 07/04 → 05/10 07/04 → 05/10	→	↓; 44000001 →; Scheibenbremse	1	24.3727-0779.2 580779	L= 1.615 L2= 1.615 + Zub
1.6 1.6 1.6 16V 1.6 Turbo 1.7 CDTI 1.7 CDTI 1.7 DTI 1.8	64 77 74 132 74 92 55 92	05/03 → 05/10 01/06 → 05/10 05/03 → 01/06 09/05 → 05/10 09/03 → 05/10 09/06 → 05/10 09/03 → 05/10 05/03 → 05/10	→	↓; → 34999999; Scheibenbremse	1	24.3727-0780.2 580780	L= 1.610 L2= 1.610 + Zub
<b>OPEL - MOVANO Combi (J9) 07/98</b> →							
 <b>Radbremszylinder</b>							
1.9 DTI 2.5 D 2.8 DTI	59 59 84	09/00 → 10/01 07/98 → 09/00 07/98 → 10/01	→			24.3223-1707.3 020435	BDX Ø 23,81 GG
1.9 DTI 2.2 DTI 2.5 DTI	60 66 84	10/01 → 09/00 → 10/01 →	→	↓; → 01/10		24.3223-1707.3 020435	BDX Ø 23,81 GG
↓			→	↓; → 01/10		24.3223-1708.3 020436	BDX Ø 23,81 GG









































	kw					! #		
<b>OPEL - MOVANO Combi (J9) 07/98→</b>								
<b>Zubehörsatz, Bremsbacken</b>								
1.9 DTI	59	09/00→10/01					03.0137-9240.2	669240
2.5 D	59	07/98→09/00						
2.8 DTI	84	07/98→10/01						
1.9 DTI	60	10/01→			→ 01/10		03.0137-9240.2	669240
2.2 DTI	66	09/00→						
2.5 DTI	84	10/01→						
<b> Bremstrommel</b>								
1.9 DTI	59	09/00→10/01	➔				24.0228-0002.1	480159
2.5 D	59	07/98→09/00						∅ 280,0 x 69,5 / 282
2.8 DTI	84	07/98→10/01						
1.9 DTI	60	10/01→	➔		→ 01/10		24.0228-0002.1	480159
2.2 DTI	66	09/00→						∅ 280,0 x 69,5 / 282
2.5 DTI	84	10/01→						
<b> Bremsbackensatz</b>								
1.9 DTI	59	09/00→10/01	➔				03.0137-0382.2	650382
2.5 D	59	07/98→09/00						∅ 280 x 65
2.8 DTI	84	07/98→10/01						
1.9 DTI	60	10/01→	➔		→ 01/10		03.0137-0382.2	650382
2.2 DTI	66	09/00→						∅ 280 x 65
2.5 DTI	84	10/01→						
<b> Seilzug, Feststellbremse</b>								
1.9 DTI	59	09/00→10/01	➔	⬆; Scheiben/Trommel	1	24.3727-0762.2	580762	L= 1.175
2.5 D	59	07/98→09/00						
2.8 DTI	84	07/98→10/01	➔	⬇; Scheiben/Trommel	2	24.3727-1000.2	581000	L= 1.737
						24.3727-1072.2	581072	L= 1.420
1.9 DTI	60	10/01→	➔	⬆; → 01/10; Scheiben/Trommel	1	24.3727-0762.2	580762	L= 1.175
2.2 DTI	66	09/00→						
2.5 CDTI	74	09/07→	➔	⬇; → 01/10; Scheiben/Trommel	2	24.3727-1000.2	581000	L= 1.737
2.5 DTI	84	10/01→				24.3727-1072.2	581072	L= 1.420
3.0 DTi	100	10/03→						
2.5 CDTI	73	10/03→12/06	➔	⬆; 09/06→; Scheiben/Trommel	1	24.3727-0762.2	580762	L= 1.175
			➔	⬇; 09/06→; Scheiben/Trommel	2	24.3727-1000.2	581000	L= 1.737
						24.3727-1072.2	581072	L= 1.420
2.5 CDTI	88	08/06→	➔	⬆; 09/06→ 01/10; Scheiben/Trommel	1	24.3727-0762.2	580762	L= 1.175
2.5 CDTI	107	08/06→						
			➔	⬇; 09/06→ 01/10; Scheiben/Trommel	2	24.3727-1000.2	581000	L= 1.737
						24.3727-1072.2	581072	L= 1.420
<b>OPEL - MOVANO Kasten (F9) 01/99→</b>								
<b> Radbremszylinder</b>								
1.9 DTI	59	09/00→10/01	➔	☐		24.3223-1707.3	020435	BDX ∅ 23,81 GG
2.5 D	59	01/99→09/00						
2.8 DTI	84	01/99→10/01	➔	☐		24.3223-1708.3	020436	BDX ∅ 23,81 GG
1.9 DTI	60	10/01→	➔	☐; → 01/10		24.3223-1707.3	020435	BDX ∅ 23,81 GG
2.2 DTI	66	09/00→						
2.5 DTi	73	10/03→	➔	☐; → 01/10		24.3223-1708.3	020436	BDX ∅ 23,81 GG
2.5 DTI	84	10/01→						
<b>Zubehörsatz, Bremsbacken</b>								
1.9 DTI	59	09/00→10/01					03.0137-9240.2	669240
2.5 D	59	01/99→09/00						
2.8 DTI	84	01/99→10/01						
1.9 DTI	60	10/01→			→ 01/10		03.0137-9240.2	669240
2.2 DTI	66	09/00→						
2.5 DTi	73	10/03→						
2.5 DTI	84	10/01→						
<b> Bremstrommel</b>								
1.9 DTI	59	09/00→10/01	➔				24.0228-0002.1	480159
2.5 D	59	01/99→09/00						∅ 280,0 x 69,5 / 282
2.8 DTI	84	01/99→10/01						
1.9 DTI	60	10/01→	➔		→ 01/10		24.0228-0002.1	480159
2.2 DTI	66	09/00→						∅ 280,0 x 69,5 / 282
2.5 DTi	73	10/03→						
2.5 DTI	84	10/01→						
<b> Bremsbackensatz</b>								
1.9 DTI	59	09/00→10/01	➔				03.0137-0382.2	650382
2.5 D	59	01/99→09/00						∅ 280 x 65
2.8 DTI	84	01/99→10/01						
1.9 DTI	60	10/01→	➔		→ 01/10		03.0137-0382.2	650382
2.2 DTI	66	09/00→						∅ 280 x 65
2.5 DTi	73	10/03→						
↓								

	kW					! #						
<b>OPEL - MOVANO Kasten (F9) 01/99→</b>												
 <b>Bremsbackensatz</b>												
2.5 DTI	84	10/01→	→	→ 01/10			03.0137-0382.2 650382	Ø 280 x 65				
 <b>Seilzug, Feststellbremse</b>												
1.9 DTI	59	09/00→10/01	←	↑; Scheiben/Trommel	1	24.3727-0762.2 580762	L= 1.175					
2.5 D	59	01/99→09/00	→	↓; Scheiben/Trommel	2	24.3727-1000.2 581000	L= 1.737					
2.8 DTI	84	01/99→10/01						24.3727-1072.2 581072	L= 1.420			
1.9 DTI	60	10/01→	←	↑; → 01/10; Scheiben/Trommel	1	24.3727-0762.2 580762	L= 1.175					
2.2 DTI	66	09/00→	→	↓; → 01/10; Scheiben/Trommel	2	24.3727-1000.2 581000	L= 1.737					
2.5 DTi	73	10/03→						24.3727-1072.2 581072	L= 1.420			
2.5 DTI	84	10/01→										
3.0 DTI	100	10/03→										
2.5 CDTI	74	10/03→	←	↑; 09/06→ 01/10; Scheiben/Trommel	1	24.3727-0762.2 580762	L= 1.175					
2.5 CDTI	88	10/03→	→	↓; 09/06→ 01/10; Scheiben/Trommel	2	24.3727-1000.2 581000	L= 1.737					
2.5 CDTI	107	10/03→						24.3727-1072.2 581072	L= 1.420			
<b>OPEL - MOVANO Kipper (H9) 01/99→</b>												
 <b>Radbremszylinder</b>												
2.2 DTI	66	09/00→	→	□; → 01/10		24.3223-1707.3 020435	BDX Ø 23,81 GG					
2.5 DTI	73	10/03→						24.3223-1708.3 020436	BDX Ø 23,81 GG			
2.5 DTI	84	10/01→										
2.5 D	59	01/99→09/00	→	□		24.3223-1707.3 020435	BDX Ø 23,81 GG					
2.8 DTI	84	01/99→10/01	→	□		24.3223-1708.3 020436	BDX Ø 23,81 GG					
<b>Zubehörsatz, Bremsbacken</b>												
2.2 DTI	66	09/00→		→ 01/10		03.0137-9240.2 669240						
2.5 DTI	73	10/03→										
2.5 DTI	84	10/01→										
2.5 D	59	01/99→09/00				03.0137-9240.2 669240						
2.8 DTI	84	01/99→10/01										
 <b>Bremstrommel</b>												
2.2 DTI	66	09/00→	→	→ 01/10		24.0228-0002.1 480159	Ø 280,0 x 69,5 / 282					
2.5 DTI	73	10/03→										
2.5 DTI	84	10/01→										
2.5 D	59	01/99→09/00	→			24.0228-0002.1 480159	Ø 280,0 x 69,5 / 282					
2.8 DTI	84	01/99→10/01	→									
 <b>Bremsbackensatz</b>												
2.2 DTI	66	09/00→	→	→ 01/10		03.0137-0382.2 650382	Ø 280 x 65					
2.5 DTI	73	10/03→										
2.5 DTI	84	10/01→										
2.5 D	59	01/99→09/00	→			03.0137-0382.2 650382	Ø 280 x 65					
2.8 DTI	84	01/99→10/01	→									
 <b>Seilzug, Feststellbremse</b>												
2.2 DTI	66	09/00→	←	↑; → 01/10; Scheiben/Trommel	1	24.3727-0762.2 580762	L= 1.175					
2.5 DTI	73	10/03→						2	↓; → 01/10; Scheiben/Trommel	24.3727-1000.2 581000	L= 1.737	
2.5 DTI	84	10/01→										24.3727-1072.2 581072
3.0 DTI	100	10/03→										
2.5 CDTI	74	08/06→	←	↑; 09/06→ 01/10; Scheiben/Trommel	1	24.3727-0762.2 580762	L= 1.175					
2.5 CDTI	88	08/06→	→	↓; 09/06→ 01/10; Scheiben/Trommel	2	24.3727-1000.2 581000	L= 1.737					
2.5 CDTI	107	08/06→						24.3727-1072.2 581072	L= 1.420			
2.5 D	59	01/99→09/00	←	↑; Scheiben/Trommel	1	24.3727-0762.2 580762	L= 1.175					
2.8 DTI	84	01/99→10/01	→	↓; Scheiben/Trommel	2	24.3727-1000.2 581000	L= 1.737					
						24.3727-1072.2 581072	L= 1.420					
<b>OPEL - MOVANO Pritsche/Fahrgestell (U9, E9) 07/98→</b>												
 <b>Radbremszylinder</b>												
2.2 DTI	66	09/00→	→	□; → 01/10		24.3223-1707.3 020435	BDX Ø 23,81 GG					
2.5 DTi	73	10/03→						24.3223-1708.3 020436	BDX Ø 23,81 GG			
2.5 DTI	84	10/01→										
2.5 D	59	07/98→09/00	→	□		24.3223-1707.3 020435	BDX Ø 23,81 GG					
2.8 DTI	84	07/98→10/01	→	□		24.3223-1708.3 020436	BDX Ø 23,81 GG					
<b>Zubehörsatz, Bremsbacken</b>												
2.2 DTI	66	09/00→		→ 01/10		03.0137-9240.2 669240						
2.5 DTi	73	10/03→										
2.5 DTI	84	10/01→										
2.5 D	59	07/98→09/00				03.0137-9240.2 669240						
↓												














	kw					! #		
<b>OPEL - MOVANO Pritsche/Fahrgestell (U9, E9) 07/98→</b>								
<b>Zubehörsatz, Bremsbacken</b>								
2.8 DTI	84	07/98→10/01					03.0137-9240.2 669240	
<b> Bremstrommel</b>								
2.2 DTI	66	09/00→	→	→ 01/10			24.0228-0002.1 480159	Ø 280,0 x 69,5 / 282
2.5 DTi	73	10/03→						
2.5 DTI	84	10/01→						
2.5 D	59	07/98→09/00	→				24.0228-0002.1 480159	Ø 280,0 x 69,5 / 282
2.8 DTI	84	07/98→10/01						
<b> Bremsbackensatz</b>								
2.2 DTI	66	09/00→	→	→ 01/10			03.0137-0382.2 650382	Ø 280 x 65
2.5 DTI	73	10/03→						
2.5 DTI	84	10/01→						
2.5 D	59	07/98→09/00	→				03.0137-0382.2 650382	Ø 280 x 65
2.8 DTI	84	07/98→10/01						
<b> Seilzug, Feststellbremse</b>								
2.2 DTI	66	09/00→	←	↑; → 01/10; Scheiben/Trommel	1	24.3727-0762.2 580762		L= 1.175
2.5 DTI	73	10/03→						
2.5 DTI	84	10/01→	→	↓; → 01/10; Scheiben/Trommel	2	24.3727-1000.2 581000		L= 1.737
3.0 DTI	100	10/03→				24.3727-1072.2 581072		L= 1.420
2.5 CDTI	74	08/06→	←	↑; 09/06→ 01/10; Scheiben/Trommel	1	24.3727-0762.2 580762		L= 1.175
2.5 CDTI	88	08/06→						
2.5 CDTI	107	08/06→	→	↓; 09/06→ 01/10; Scheiben/Trommel	2	24.3727-1000.2 581000		L= 1.737
						24.3727-1072.2 581072		L= 1.420
2.5 D	59	07/98→09/00	←	↑; Scheiben/Trommel	1	24.3727-0762.2 580762		L= 1.175
2.8 DTI	84	07/98→10/01	→	↓; Scheiben/Trommel	2	24.3727-1000.2 581000		L= 1.737
						24.3727-1072.2 581072		L= 1.420
<b>OPEL - OMEGA B (25_, 26_, 27_) 03/94→07/03</b>								
<b> Bremsbackensatz, Feststellbremse</b>								
2.0	85	03/94→09/99	→	→ V1169750			03.0137-0172.2 650172	Ø 160 x 25
2.0	90	05/94→05/99						
2.0 16V	100	03/94→09/99	→	V1169751→			03.0137-0172.2 650172	Ø 160 x 25
2.5 D	96	05/94→05/99						
2.5 TD	96	04/94→07/03						
2.5 V6	125	03/94→09/00						
2.0	85	03/94→12/00	→	→ V1169750			03.0137-0172.2 650172	Ø 160 x 25
			→	V1169751→; → 09/99			03.0137-0172.2 650172	Ø 160 x 25
2.0 DTI 16V	74	09/97→09/00	→	V1169751→; → 08/00			03.0137-0172.2 650172	Ø 160 x 25
2.2 16V	106	09/99→07/03	→	V1169751→			03.0137-0172.2 650172	Ø 160 x 25
2.2 DTI 16V	81	09/00→07/03						
2.2 DTI 16V	86	01/01→07/03						
2.2 DTI 16V	88	09/00→07/03						
2.6 V6	132	09/00→07/03						
2.5 DTI	110	09/01→07/03	→				03.0137-0172.2 650172	Ø 160 x 25
3.2 V6	160	02/01→07/03						
3.0 V6	155	04/94→02/01	→	→ V1169750			03.0137-0172.2 650172	Ø 160 x 25
			→	V1169751→; → 01/01			03.0137-0172.2 650172	Ø 160 x 25
<b>Zubehörsatz, Feststellbremsbacken</b>								
2.0	85	03/94→09/99	→	→ V1169750			03.0137-9092.2 669092	
2.0	90	05/94→05/99						
2.0 16V	100	03/94→09/99	→	V1169751→			03.0137-9242.2 669242	
2.5 D	96	05/94→05/99						
2.5 TD	96	04/94→07/03						
2.5 V6	125	03/94→09/00						
2.0	85	03/94→12/00	→	→ V1169750			03.0137-9092.2 669092	
			→	V1169751→; → 09/99			03.0137-9242.2 669242	
2.0 DTI 16V	74	09/97→09/00	→	V1169751→; → 08/00			03.0137-9242.2 669242	
2.2 16V	106	09/99→07/03	→	V1169751→			03.0137-9242.2 669242	
2.2 DTI 16V	81	09/00→07/03						
2.2 DTI 16V	86	01/01→07/03						
2.2 DTI 16V	88	09/00→07/03						
2.6 V6	132	09/00→07/03						
2.5 DTI	110	09/01→07/03	→				03.0137-9242.2 669242	
3.2 V6	160	02/01→07/03						
3.0 V6	155	04/94→02/01	→	→ V1169750			03.0137-9092.2 669092	
			→	V1169751→; → 01/01			03.0137-9242.2 669242	
↓								













	kw					! #		
<b>OPEL - OMEGA B (25_, 26_, 27_) 03/94→07/03</b>								
<b>Seilzug, Feststellbremse</b>								
2.0	85	03/94→09/99	➔	☒; Scheibenbremse	1	24.3727-0725.2	580725	L= 1.550 L2= 1.550 + Zub
2.0	90	05/94→05/99						
2.0 16V	100	03/94→09/99						
2.2 DTI 16V	81	09/00→07/03						
2.2 DTI 16V	86	01/01→07/03						
2.2 DTI 16V	88	09/00→07/03						
2.5 D	96	05/94→05/99						
2.5 DTI	110	09/01→07/03						
2.5 TD	96	04/94→07/03						
2.5 V6	125	03/94→09/00						
2.6 V6	132	09/00→07/03						
3.2 V6	160	02/01→07/03						
2.0	85	03/94→12/00	➔	☒; → 09/99; Scheibenbremse	1	24.3727-0725.2	580725	L= 1.550 L2= 1.550 + Zub
2.0 DTI 16V	74	09/97→09/00	➔	☒; → 08/00; Scheibenbremse	1	24.3727-0725.2	580725	L= 1.550 L2= 1.550 + Zub
2.2 16V	106	09/99→07/03	➔	☒; 10/99→; Scheibenbremse	1	24.3727-0725.2	580725	L= 1.550 L2= 1.550 + Zub
3.0 V6	155	04/94→02/01	➔	☒; → 01/01; Scheibenbremse	1	24.3727-0725.2	580725	L= 1.550 L2= 1.550 + Zub
<b>OPEL - OMEGA B Caravan (21_, 22_, 23_) 03/94→07/03</b>								
<b>Bremsbackensatz, Feststellbremse</b>								
2.0	85	03/94→09/99	➔	→ V1169750		03.0137-0172.2	650172	Ø 160 x 25
2.0	90	05/94→05/99						
2.0 16V	100	03/94→09/99	➔	V1169751→		03.0137-0172.2	650172	Ø 160 x 25
2.5 TD	96	04/94→07/01						
2.5 V6	125	03/94→09/00						
2.0 DTI 16V	74	09/97→09/00	➔	V1169751→; → 08/00		03.0137-0172.2	650172	Ø 160 x 25
2.2 16V	106	09/99→07/03	➔	V1169751→		03.0137-0172.2	650172	Ø 160 x 25
2.2 DTI 16V	81	09/00→07/03						
2.2 DTI 16V	88	09/00→07/03						
2.6	138	05/94→05/99						
2.6 V6	132	09/00→07/03						
2.5 DTI	110	09/01→07/03	➔			03.0137-0172.2	650172	Ø 160 x 25
3.2 V6	160	02/01→07/03						
3.0 V6	155	04/94→02/01	➔	→ V1169750		03.0137-0172.2	650172	Ø 160 x 25
			➔	V1169751→; → 01/01		03.0137-0172.2	650172	Ø 160 x 25
<b>Zubehörsatz, Feststellbremsbacken</b>								
2.0	85	03/94→09/99	➔	→ V1169750		03.0137-9092.2	669092	
2.0	90	05/94→05/99						
2.0 16V	100	03/94→09/99	➔	V1169751→		03.0137-9242.2	669242	
2.5 TD	96	04/94→07/01						
2.5 V6	125	03/94→09/00						
2.0 DTI 16V	74	09/97→09/00	➔	V1169751→; → 08/00		03.0137-9242.2	669242	
2.2 16V	106	09/99→07/03	➔	V1169751→		03.0137-9242.2	669242	
2.2 DTI 16V	81	09/00→07/03						
2.2 DTI 16V	88	09/00→07/03						
2.6	138	05/94→05/99						
2.6 V6	132	09/00→07/03						
2.5 DTI	110	09/01→07/03	➔			03.0137-9242.2	669242	
3.2 V6	160	02/01→07/03						
3.0 V6	155	04/94→02/01	➔	→ V1169750		03.0137-9092.2	669092	
			➔	V1169751→; → 01/01		03.0137-9242.2	669242	
<b>Seilzug, Feststellbremse</b>								
2.0	85	03/94→09/99	➔	☒; Scheibenbremse	1	24.3727-0725.2	580725	L= 1.550 L2= 1.550 + Zub
2.0	90	05/94→05/99						
2.0 16V	100	03/94→09/99						
2.2 DTI 16V	81	09/00→07/03						
2.2 DTI 16V	88	09/00→07/03						
2.5 DTI	110	09/01→07/03						
2.5 TD	96	04/94→07/01						
2.5 V6	125	03/94→09/00						
2.6 V6	132	09/00→07/03						
3.2 V6	160	02/01→07/03						
2.0 DTI 16V	74	09/97→09/00	➔	☒; → 08/00; Scheibenbremse	1	24.3727-0725.2	580725	L= 1.550 L2= 1.550 + Zub
2.2 16V	106	09/99→07/03	➔	☒; 10/99→; Scheibenbremse	1	24.3727-0725.2	580725	L= 1.550 L2= 1.550 + Zub
3.0 V6	155	04/94→02/01	➔	☒; → 01/01; Scheibenbremse	1	24.3727-0725.2	580725	L= 1.550 L2= 1.550 + Zub
<b>OPEL - SIGNUM 05/03→</b>								
<b>Seilzug, Feststellbremse</b>								
1.9 CDTI	88	04/04→	➔	☒;	1	24.3727-0788.2	580788	L= 1.800 L2= 1.800
1.9 CDTI	110	04/04→		für Fahrzeuge ohne Schlechtwegeaus-				
2.0 DTI	74	05/03→		führung; → 05/08; Scheibenbremse				
↓								

	kw					! #				
<b>OPEL - SIGNUM 05/03→</b>										
 <b>Seilzug, Feststellbremse</b>										
2.2 DTI	92	05/03→	→		↓;	1	24.3727-0788.2	580788	L= 1.800 L2= 1.800	
2.2 DTI 16V	86	05/03→06/08			für Fahrzeuge ohne Schlechtwegeaus-					
3.0 V6 CDTI	130	05/03→			führung; → 05/08; Scheibenbremse					
<b>OPEL - TIGRA (75_) 07/94→12/00</b>										
 <b>Radbremszylinder</b>										
1.4 16V	63	08/97→12/00	→				24.3219-1715.3	020122	Ø 19,05 ALU	
1.4 16V	66	07/94→12/00					24.3219-1767.3	020552	Ø 19,05 GG	
1.6 16V	74	08/97→08/98								
1.6 16V	78	07/94→08/98								
<b>Zubehörsatz, Bremsbacken</b>										
1.4 16V	63	08/97→12/00	→				03.0137-9166.2	669166		
1.4 16V	66	07/94→12/00								
1.6 16V	74	08/97→08/98								
1.6 16V	78	07/94→08/98								
 <b>Bremstrommel</b>										
1.4 16V	63	08/97→12/00	→		- ABS		24.0220-0012.1	480017	Ø 200,0 x 35 / 201 - RLG	
1.4 16V	66	07/94→12/00					24.0220-0712.2	480208	Ø 200,0 x 35 / 201 + RLG	
1.6 16V	74	08/97→08/98								
1.6 16V	78	07/94→08/98	→		+ ABS		24.0220-0033.2	480132	Ø 200,0 x 35 / 201 - RLG / + ABS Ring	
 <b>Bremsbackensatz</b>										
1.4 16V	63	08/97→12/00	→				03.0137-0266.2	650266	Ø 200 x 29 + HEB	
1.4 16V	66	07/94→12/00					03.0420-1019.3	681019	TRW Ø 200 x 29 Ø 19,05 + RZ / + Zub Kit	
1.6 16V	74	08/97→08/98								
1.6 16V	78	07/94→08/98					03.0520-1019.3	691019	TRW Ø 200 x 29 Ø 19,05 + RZ / + Zub TopKit	
 <b>Seilzug, Feststellbremse</b>										
1.4 16V	63	08/97→12/00	→				24.3727-0743.2	580743	L= 1.373 + Zub	
1.4 16V	66	07/94→12/00								
1.6 16V	74	08/97→08/98	→				24.3727-0744.2	580744	L= 1.078 + Zub	
1.6 16V	78	07/94→08/98								
<b>OPEL - TIGRA TwinTop 06/04→</b>										
 <b>Radbremszylinder</b>										
1.3 CDTI	51	06/04→	→		→ 08/09		24.3219-1715.3	020122	Ø 19,05 ALU	
1.4	66	06/04→								
1.8	92	06/04→								
<b>Zubehörsatz, Bremsbacken</b>										
1.3 CDTI	51	06/04→	→		→ 08/09		03.0137-9167.2	669167		
1.4	66	06/04→								
1.8	92	06/04→								
 <b>Bremstrommel</b>										
1.3 CDTI	51	06/04→	→		→ 08/09		24.0220-0038.1	480162	Ø 200,0 x 54 / 201 - RLG / - ABS Ring	
1.4	66	06/04→								
1.8	92	06/04→					24.0220-0738.2	480214	Ø 200,0 x 54 / 201 + RLG / - ABS Ring	
 <b>Bremsbackensatz</b>										
1.3 CDTI	51	06/04→	→		→ 08/09		03.0137-0396.2	650396	Ø 200 x 46 + HEB	
1.4	66	06/04→								
1.8	92	06/04→								
 <b>Seilzug, Feststellbremse</b>										
1.3 CDTI	51	06/04→	→			→ 08/09; Trommelbremse	24.3727-0749.2	580749	L= 832 + Zub	
1.4	66	06/04→								
1.8	92	06/04→	→			→ 08/09; Trommelbremse	24.3727-0750.2	580750	L= 1.095 + Zub	
			→			→ 08/09; Scheibenbremse	24.3727-0766.2	580766	L= 1.143	
			→			→ 08/09; Scheibenbremse	24.3727-0768.2	580768	L= 1.426	
			→			→ 08/09; Trommelbremse	2	24.3727-0786.2	580786	L= 217
<b>OPEL - VECTRA A (86_, 87_) 08/88→12/95</b>										
 <b>Radbremszylinder</b>										
1.6 i	52	09/93→11/95	→		→ 08/95		24.3219-1715.3	020122	Ø 19,05 ALU	
1.6 i	55	09/88→11/95					24.3219-1767.3	020552	Ø 19,05 GG	
1.6 i	55	09/93→11/95								













	kw					! #		
<b>OPEL - VECTRA A (86_, 87_) 08/88→12/95</b>								
 <b>Radbremszylinder</b>								
1.7 D	44	07/92→11/95	→	→ 08/95		24.3219-1715.3	020122	Ø 19,05 ALU
1.7 TD	60	03/90→11/95				24.3219-1767.3	020552	Ø 19,05 GG
1.8 i Cat	66	03/90→11/95						
<b>Zubehörsatz, Bremsbacken</b>								
1.6 i	52	09/93→11/95	→	→ N5999999		03.0137-9060.2	669060	TRW
1.6 i	55	09/88→11/95						
1.6 i	55	09/93→11/95	→	P1000001→; → 08/95		03.0137-9167.2	669167	
1.7 D	44	07/92→11/95						
1.7 TD	60	03/90→11/95						
1.8 i Cat	66	03/90→11/95						
 <b>Bremstrommel</b>								
1.6 i	52	09/93→11/95	→	→ 08/95		24.0220-0001.2	480013	Ø 200,0 x 53,5 / 201,3
1.6 i	55	09/88→11/95						
1.6 i	55	09/93→11/95						
1.7 D	44	07/92→11/95						
1.7 TD	60	03/90→11/95						
1.8 i Cat	66	03/90→11/95						
 <b>Bremsbackensatz</b>								
1.6 i	52	09/93→11/95	→	→ N5999999		03.0137-0166.2	650166	TRW Ø 200 x 46 + HEB
1.6 i	55	09/88→11/95						
1.6 i	55	09/93→11/95	→	P1000001→; → 08/95		03.0137-0267.2	650267	Ø 200 x 46 + HEB
1.7 D	44	07/92→11/95				03.0420-4019.3	684019	DEL Ø 200 x 46 Ø 19,05 + RZ / + Zub Kit
1.7 TD	60	03/90→11/95						
1.8 i Cat	66	03/90→11/95				03.0520-4019.3	694019	DEL Ø 200 x 46 Ø 19,05 + RZ / + Zub TopKit
 <b>Bremsbackensatz, Feststellbremse</b>								
2.0 i 16V	100	06/94→11/95	→	P1000001→; → 08/95		03.0137-0172.2	650172	Ø 160 x 25
2.0 i 16V 4x4	100	06/94→11/95						
2.0 i Cat	85	09/88→11/95	→	→ NV299999		03.0137-0172.2	650172	Ø 160 x 25
2.0 i Turbo 4x4	150	06/94→11/95						
2.5 V6	125	02/93→11/95						
2000/GT 16V Cat	110	02/90→11/95						
<b>Zubehörsatz, Feststellbremsbacken</b>								
2.0 i 16V	100	06/94→11/95	→	→ NV299999		03.0137-9092.2	669092	
2.0 i 16V 4x4	100	06/94→11/95						
2.0 i Cat	85	09/88→11/95	→	P1000001→; → 08/95		03.0137-9242.2	669242	
2.0 i Turbo 4x4	150	06/94→11/95						
2.5 V6	125	02/93→11/95						
2000/GT 16V Cat	110	02/90→11/95						
 <b>Seilzug, Feststellbremse</b>								
1.6 i	52	09/93→11/95	→	☐; → 08/95; Trommelbremse		24.3727-0733.2	580733	L= 2.120 + Zub
1.6 i	55	09/88→11/95						
1.6 i	55	09/93→11/95	→	☐; → 08/95; Trommelbremse		24.3727-0734.2	580734	L= 750 + Zub
1.7 D	44	07/92→11/95						
1.7 TD	60	03/90→11/95						
1.8 i Cat	66	03/90→11/95						
2.0 i 16V	100	06/94→11/95	→	☑; → NV299999; Scheibenbremse	1	24.3727-0736.2	580736	L= 1.365 L2= 1.498 + Zub
2000/GT 16V Cat	110	02/90→11/95						
			→	☐; P1000001→; → 08/95; Scheibenbremse		24.3727-0739.2	580739	L= 665 + Zub
			→	☐; P1000001→; → 08/95; Scheibenbremse		24.3727-0740.2	580740	L= 2.022 + Zub
2.0 i 16V 4x4	100	06/94→11/95	→	☑; → 08/95; Scheibenbremse	1	24.3727-0736.2	580736	L= 1.365 L2= 1.498 + Zub
			→	☑; → NV299999; Scheibenbremse	1	24.3727-0736.2	580736	L= 1.365 L2= 1.498 + Zub
			→	☐; P1000001→; → 08/95; Scheibenbremse		24.3727-0739.2	580739	L= 665 + Zub
			→	☐; P1000001→; → 08/95; Scheibenbremse		24.3727-0740.2	580740	L= 2.022 + Zub
2.0 i Cat	85	09/88→11/95	→	☐; → 08/95; Scheibenbremse		24.3727-0739.2	580739	L= 665 + Zub
2.5 V6	125	02/93→11/95	→	☐; → 08/95; Scheibenbremse		24.3727-0740.2	580740	L= 2.022 + Zub
2.0 i Cat 4x4	85	01/89→11/95	→	☑; → 08/95; Scheibenbremse	1	24.3727-0736.2	580736	L= 1.365 L2= 1.498 + Zub
2.0 i Turbo 4x4	150	06/94→11/95						
2000/GT 16V Cat 4x4	110	02/90→11/95						
<b>OPEL - VECTRA A CC (88_, 89_) 04/88→12/95</b>								
 <b>Radbremszylinder</b>								
1.6 i	52	09/93→11/95	→	→ 08/95		24.3219-1715.3	020122	Ø 19,05 ALU
1.6 i	55	09/93→11/95				24.3219-1767.3	020552	Ø 19,05 GG
1.6 i Cat	55	09/88→11/95						
↓								





















	kW			 	! #		
<b>OPEL - VECTRA A CC (88_, 89_) 04/88→12/95</b>							
 <b>Radbremszylinder</b>							
1.7 D	44	07/92→11/95	➔	→ 08/95		24.3219-1715.3 020122	Ø 19,05 ALU
1.7 TD	60	03/90→11/95				24.3219-1767.3 020552	Ø 19,05 GG
1.8 i Cat	66	03/90→11/95					
<b>Zubehörsatz, Bremsbacken</b>							
1.6 i	52	09/93→11/95	➔	→ N5999999		03.0137-9060.2 669060	TRW
1.6 i	55	09/93→11/95					
1.6 i Cat	55	09/88→11/95	➔	P1000001→; → 08/95		03.0137-9167.2 669167	
1.7 D	44	07/92→11/95					
1.7 TD	60	03/90→11/95					
1.8 i Cat	66	03/90→11/95					
 <b>Bremstrommel</b>							
1.6 i	52	09/93→11/95	➔	→ 08/95		24.0220-0001.2 480013	Ø 200,0 x 53,5 / 201,3
1.6 i	55	09/93→11/95					
1.6 i Cat	55	09/88→11/95					
1.7 D	44	07/92→11/95					
1.7 TD	60	03/90→11/95					
1.8 i Cat	66	03/90→11/95					
 <b>Bremsbackensatz</b>							
1.6 i	52	09/93→11/95	➔	→ N5999999		03.0137-0166.2 650166	TRW Ø 200 x 46 + HEB
1.6 i	55	09/93→11/95					
1.6 i Cat	55	09/88→11/95	➔	P1000001→; → 08/95		03.0137-0267.2 650267	Ø 200 x 46 + HEB
1.7 D	44	07/92→11/95				03.0420-4019.3 684019	DEL Ø 200 x 46 Ø 19,05 + RZ / + Zub Kit
1.7 TD	60	03/90→11/95					
1.8 i Cat	66	03/90→11/95				03.0520-4019.3 694019	DEL Ø 200 x 46 Ø 19,05 + RZ / + Zub TopKit
 <b>Bremsbackensatz, Feststellbremse</b>							
2.0 i 16V	100	06/94→11/95	➔	P1000001→; → 08/95		03.0137-0172.2 650172	Ø 160 x 25
2.0 i 16V Cat	110	02/90→11/95					
2.0 i Cat	85	09/88→11/95	➔	→ NV299999		03.0137-0172.2 650172	Ø 160 x 25
2.0 i GT	95	09/88→11/95					
2.5 V6	125	02/93→11/95					
<b>Zubehörsatz, Feststellbremsbacken</b>							
2.0 i 16V	100	06/94→11/95	➔	→ NV299999		03.0137-9092.2 669092	
2.0 i 16V Cat	110	02/90→11/95					
2.0 i Cat	85	09/88→11/95	➔	P1000001→; → 08/95		03.0137-9242.2 669242	
2.0 i GT	95	09/88→11/95					
2.5 V6	125	02/93→11/95					
 <b>Seilzug, Feststellbremse</b>							
1.6 i	52	09/93→11/95	➔	☑; → 08/95; Trommelbremse		24.3727-0733.2 580733	L= 2.120 + Zub
1.6 i	55	09/93→11/95					
1.6 i Cat	55	09/88→11/95	➔	☐; → 08/95; Trommelbremse		24.3727-0734.2 580734	L= 750 + Zub
1.7 D	44	07/92→11/95					
1.7 TD	60	03/90→11/95					
1.8 i Cat	66	03/90→11/95					
2.0 i 16V	100	06/94→11/95	➔	☑; → NV299999; Scheibenbremse	1	24.3727-0736.2 580736	L= 1.365 L2= 1.498 + Zub
2.0 i 16V Cat	110	02/90→11/95	➔	☐; P1000001→; → 08/95; Scheibenbremse		24.3727-0739.2 580739	L= 665 + Zub
			➔	☑; P1000001→; → 08/95; Scheibenbremse		24.3727-0740.2 580740	L= 2.022 + Zub
2.0 i Cat	85	09/88→11/95	➔	☐; → 08/95; Scheibenbremse		24.3727-0739.2 580739	L= 665 + Zub
2.0 i GT	95	09/88→11/95					
2.5 V6	125	02/93→11/95	➔	☑; → 08/95; Scheibenbremse		24.3727-0740.2 580740	L= 2.022 + Zub
<b>OPEL - VECTRA B (36_) 09/95→04/02</b>							
 <b>Radbremszylinder</b>							
1.6 i	55	10/95→04/02	➔	W1238519→ W1999999		24.3219-1715.3 020122	Ø 19,05 ALU
2.0 DI 16V	60	11/96→04/02	➔	→ W7152258		24.3219-1715.3 020122	Ø 19,05 ALU
						24.3219-1767.3 020552	Ø 19,05 GG
			➔	W7154259→ W7999999		24.3219-1715.3 020122	Ø 19,05 ALU
			➔	W5276826→ W5999999		24.3219-1715.3 020122	Ø 19,05 ALU
			➔	→ W5276825		24.3219-1715.3 020122	Ø 19,05 ALU
						24.3219-1767.3 020552	Ø 19,05 GG
			➔	→ W1238518		24.3219-1715.3 020122	Ø 19,05 ALU
						24.3219-1767.3 020552	Ø 19,05 GG
			➔	X1000001→		24.3220-1719.3 020448	Ø 20,64 ALU
			➔	X5000001→		24.3220-1719.3 020448	Ø 20,64 ALU














	kw					! #		
<b>OPEL - VECTRA B (36_) 09/95→04/02</b>								
 <b>Radbremszylinder</b>								
1.6 i 2.0 DI 16V	55 60	10/95→04/02 11/96→04/02	➔	X7000001→			24.3220-1719.3 020448	Ø 20,64 ALU
<b>Zubehörsatz, Bremsbacken</b>								
1.6 i 2.0 DI 16V	55 60	10/95→04/02 11/96→04/02	➔				03.0137-9215.2 669215	
 <b>Bremstrommel</b>								
1.6 i 2.0 DI 16V	55 60	10/95→04/02 11/96→04/02	➔	→ W7999999			24.0223-0013.2 480061	Ø 230,0 x 50 / 231
			➔	X1000001→			24.0223-0018.2 480136	Ø 230,0 x 49,3 / 231
 <b>Bremsbackensatz</b>								
1.6 i 2.0 DI 16V	55 60	10/95→04/02 11/96→04/02	➔				03.0137-0322.2 650322	Ø 230 x 42
			➔	W1238519→ W1999999			03.0520-5719.3 695719	TRW Ø 230 x 42 Ø 19,05 + RZ / + Zub TopKit
			➔	W5276826→ W5999999			03.0520-5719.3 695719	TRW Ø 230 x 42 Ø 19,05 + RZ / + Zub TopKit
			➔	W7154259→ W7999999			03.0520-5719.3 695719	TRW Ø 230 x 42 Ø 19,05 + RZ / + Zub TopKit
			➔	X1000001→			03.0520-7320.3 697320	TRW Ø 230 x 42 Ø 20,64 + RZ / + Zub TopKit
 <b>Bremsbackensatz, Feststellbremse</b>								
1.6 i 16V 1.8 i 16V 1.8 i 16V 2.0 DTI 16V 2.0 i 2.0 i 16V 2.2 DTI 16V 2.2 DTI 16V 2.2 i 16V 2.5 i V6 2.6 i V6	74 85 92 74 82 100 88 92 108 125 125	10/95→04/02 10/95→09/00 09/00→04/02 06/97→04/02 10/95→04/02 10/95→09/00 09/00→04/02 09/00→04/02 09/00→04/02 10/95→09/00 09/00→04/02	➔				03.0137-0172.2 650172	Ø 160 x 25
1.7 TD	60	10/95→12/98	➔	→ 11/96			03.0137-0172.2 650172	Ø 160 x 25
<b>Zubehörsatz, Feststellbremsbacken</b>								
1.6 i 16V 1.8 i 16V 1.8 i 16V 2.0 DTI 16V 2.0 i 2.0 i 16V 2.2 DTI 16V 2.2 DTI 16V 2.2 i 16V 2.5 i V6 2.6 i V6	74 85 92 74 82 100 88 92 108 125 125	10/95→04/02 10/95→09/00 09/00→04/02 06/97→04/02 10/95→04/02 10/95→09/00 09/00→04/02 09/00→04/02 09/00→04/02 10/95→09/00 09/00→04/02	➔				03.0137-9243.2 669243	
1.7 TD	60	10/95→12/98	➔	→ 11/96			03.0137-9243.2 669243	
 <b>Seilzug, Feststellbremse</b>								
1.6 i	55	10/95→04/02	➔	☐; Trommelbremse	1	24.3727-0751.2 580751	L= 1.455 L2= 1.455 + Zub	
			←	☐; Trommelbremse	1	24.3727-0748.2 580748	L= 279 + Zub	
			➔	☐; Trommelbremse	2	24.3727-0745.2 580745	L= 210 + Zub	
1.6 i 16V 1.8 i 16V 1.8 i 16V 2.0 DTI 16V 2.0 i 2.0 i 16V 2.2 DTI 16V 2.2 DTI 16V 2.2 i 16V 2.5 i V6 2.6 i V6	74 85 92 74 82 100 88 92 108 125 125	10/95→04/02 10/95→09/00 09/00→04/02 06/97→04/02 10/95→04/02 10/95→09/00 09/00→04/02 09/00→04/02 09/00→04/02 10/95→09/00 09/00→04/02	➔	☐; Scheibenbremse	1	24.3727-0751.2 580751	L= 1.455 L2= 1.455 + Zub	
			←	☐; Scheibenbremse	1	24.3727-0748.2 580748	L= 279 + Zub	
			➔	☐; Scheibenbremse	2	24.3727-0754.2 580754	L= 128 + Zub	
1.7 TD	60	10/95→12/98	➔	☐; → 11/96; Scheibenbremse	1	24.3727-0751.2 580751	L= 1.455 L2= 1.455 + Zub	
			←	☐; → 11/96; Scheibenbremse	1	24.3727-0748.2 580748	L= 279 + Zub	
			➔	☐; → 11/96; Scheibenbremse	2	24.3727-0754.2 580754	L= 128 + Zub	
2.0 DI 16V	60	11/96→04/02	➔	☐; Trommelbremse	1	24.3727-0751.2 580751	L= 1.455 L2= 1.455 + Zub	
			←	☐; Trommelbremse	1	24.3727-0748.2 580748	L= 279 + Zub	
			➔	☐; Trommelbremse	2	24.3727-0760.2 580760	L= 220	

























	kw			 	! #			
<b>OPEL - VECTRA B Caravan (31_) 11/96→07/03</b>								
 <b>Radbremszylinder</b>								
1.6 i	55	11/96→06/00	➔	W1238519→ W1999999		24.3219-1715.3	020122	Ø 19,05 ALU
			➔	→ W7152258		24.3219-1715.3	020122	Ø 19,05 ALU
						24.3219-1767.3	020552	Ø 19,05 GG
			➔	W7154259→ W7999999		24.3219-1715.3	020122	Ø 19,05 ALU
			➔	W5276826→ W5999999		24.3219-1715.3	020122	Ø 19,05 ALU
			➔	→ W5276825		24.3219-1715.3	020122	Ø 19,05 ALU
						24.3219-1767.3	020552	Ø 19,05 GG
			➔	→ W1238518		24.3219-1715.3	020122	Ø 19,05 ALU
						24.3219-1767.3	020552	Ø 19,05 GG
➔	X1000001→		24.3220-1719.3	020448	Ø 20,64 ALU			
➔	X5000001→		24.3220-1719.3	020448	Ø 20,64 ALU			
➔	X7000001→		24.3220-1719.3	020448	Ø 20,64 ALU			
<b>Zubehörsatz, Bremsbacken</b>								
1.6 i	55	11/96→06/00	➔			03.0137-9215.2	669215	
 <b>Bremstrommel</b>								
1.6 i	55	11/96→06/00	➔	→ W7999999		24.0223-0013.2	480061	Ø 230,0 x 50 / 231
			➔	X1000001→		24.0223-0018.2	480136	Ø 230,0 x 49,3 / 231
 <b>Bremsbackensatz</b>								
1.6 i	55	11/96→06/00	➔			03.0137-0322.2	650322	Ø 230 x 42
			➔	W1238519→ W1999999		03.0520-5719.3	695719	TRW Ø 230 x 42 Ø 19,05 + RZ / + Zub TopKit
			➔	W5276826→ W5999999		03.0520-5719.3	695719	TRW Ø 230 x 42 Ø 19,05 + RZ / + Zub TopKit
			➔	W7154259→ W7999999		03.0520-5719.3	695719	TRW Ø 230 x 42 Ø 19,05 + RZ / + Zub TopKit
			➔	X1000001→		03.0520-7320.3	697320	TRW Ø 230 x 42 Ø 20,64 + RZ / + Zub TopKit
 <b>Bremsbackensatz, Feststellbremse</b>								
1.6 i 16V	74	11/96→07/02	➔	→ 04/02		03.0137-0172.2	650172	Ø 160 x 25
1.8 i 16V	92	09/00→07/03						
2.0 DTI 16V	74	06/97→07/03						
2.2 DTI 16V	92	09/00→07/03						
2.2 i 16V	108	09/00→07/03						
2.6 i V6	125	09/00→07/03						
1.7 TD	60	11/96→12/97	➔	→ 11/96		03.0137-0172.2	650172	Ø 160 x 25
1.8 i 16V	85	11/96→09/00	➔			03.0137-0172.2	650172	Ø 160 x 25
2.0 DI 16V	60	11/96→06/00						
2.0 i	82	11/96→02/02						
2.0 i 16V	100	11/96→09/00						
2.2 DTI 16V	88	09/00→04/02						
2.5 i V6	125	11/96→09/00						
<b>Zubehörsatz, Feststellbremsbacken</b>								
1.6 i 16V	74	11/96→07/02	➔	→ 04/02		03.0137-9243.2	669243	
1.8 i 16V	92	09/00→07/03						
2.0 DTI 16V	74	06/97→07/03						
2.2 DTI 16V	92	09/00→07/03						
2.2 i 16V	108	09/00→07/03						
2.6 i V6	125	09/00→07/03						
1.7 TD	60	11/96→12/97	➔	→ 11/96		03.0137-9243.2	669243	
1.8 i 16V	85	11/96→09/00	➔			03.0137-9243.2	669243	
2.0 DI 16V	60	11/96→06/00						
2.0 i	82	11/96→02/02						
2.0 i 16V	100	11/96→09/00						
2.2 DTI 16V	88	09/00→04/02						
2.5 i V6	125	11/96→09/00						
 <b>Seilzug, Feststellbremse</b>								
1.6 i	55	11/96→06/00		☐; Trommelbremse	1	24.3727-0751.2	580751	L= 1.455 L2= 1.455 + Zub
			←	☐; Trommelbremse	1	24.3727-0748.2	580748	L= 279 + Zub
			➔	☐; Trommelbremse	2	24.3727-0745.2	580745	L= 210 + Zub
1.6 i 16V	74	11/96→07/02		☐; → 04/02; Scheibenbremse	1	24.3727-0751.2	580751	L= 1.455 L2= 1.455 + Zub
1.8 i 16V	92	09/00→07/03						
2.0 DTI 16V	74	06/97→07/03	←	☐; → 04/02; Scheibenbremse	1	24.3727-0748.2	580748	L= 279 + Zub
↓								











	kw			 	! #		
<b>OPEL - VECTRA B Caravan (31_) 11/96→07/03</b>							
 <b>Seilzug, Feststellbremse</b>							
2.2 DTI 16V 2.2 i 16V 2.6 i V6	92 108 125	09/00→07/03 09/00→07/03 09/00→07/03	➔	☒; → 04/02; Scheibenbremse	2	24.3727-0754.2 580754	L= 128 + Zub
1.7 TD	60	11/96→12/97	☐; → 11/96; Scheibenbremse	1	24.3727-0751.2 580751	L= 1.455 L2= 1.455 + Zub	
			☒; → 11/96; Scheibenbremse	1	24.3727-0748.2 580748	L= 279 + Zub	
			☒; → 11/96; Scheibenbremse	2	24.3727-0754.2 580754	L= 128 + Zub	
1.8 i 16V 2.0 DI 16V 2.0 i	85 60 82	11/96→09/00 11/96→06/00 11/96→02/02	➔	☐; Scheibenbremse	1	24.3727-0751.2 580751	L= 1.455 L2= 1.455 + Zub
2.0 i 2.0 i 16V 2.2 DTI 16V 2.5 i V6	100 88 125	11/96→09/00 09/00→04/02 11/96→09/00	➔	☒; Scheibenbremse	2	24.3727-0754.2 580754	L= 128 + Zub
<b>OPEL - VECTRA B CC (38_) 10/95→07/03</b>							
 <b>Radbremszylinder</b>							
1.6 i	55	10/95→07/03	➔	→ W1238518		24.3219-1715.3 020122	Ø 19,05 ALU
			➔	W7154259→ W7999999		24.3219-1767.3 020552	Ø 19,05 GG
			➔	→ W7152258		24.3219-1715.3 020122	Ø 19,05 ALU
			➔	→ W5276825		24.3219-1767.3 020552	Ø 19,05 GG
			➔	W5276826→ W5999999		24.3219-1715.3 020122	Ø 19,05 ALU
			➔	W1238519→ W1999999		24.3219-1715.3 020122	Ø 19,05 ALU
			➔	X1000001→; → 04/02		24.3220-1719.3 020448	Ø 20,64 ALU
			➔	X5000001→; → 04/02		24.3220-1719.3 020448	Ø 20,64 ALU
			➔	X7000001→; → 04/02		24.3220-1719.3 020448	Ø 20,64 ALU
			2.0 DI 16V	60	11/96→06/00	➔	W1238519→ W1999999
➔	→ W7152258					24.3219-1715.3 020122	Ø 19,05 ALU
➔	W7154259→ W7999999					24.3219-1715.3 020122	Ø 19,05 ALU
➔	W5276826→ W5999999					24.3219-1715.3 020122	Ø 19,05 ALU
➔	→ W5276825					24.3219-1715.3 020122	Ø 19,05 ALU
➔	→ W1238518					24.3219-1715.3 020122	Ø 19,05 ALU
➔	→ W1238518					24.3219-1767.3 020552	Ø 19,05 GG
➔	X1000001→					24.3220-1719.3 020448	Ø 20,64 ALU
➔	X5000001→					24.3220-1719.3 020448	Ø 20,64 ALU
➔	X7000001→					24.3220-1719.3 020448	Ø 20,64 ALU
<b>Zubehörsatz, Bremsbacken</b>							
1.6 i	55	10/95→07/03	➔	→ 04/02		03.0137-9215.2 669215	
2.0 DI 16V	60	11/96→06/00	➔			03.0137-9215.2 669215	
 <b>Bremstrommel</b>							
1.6 i	55	10/95→07/03	➔	→ W7999999		24.0223-0013.2 480061	Ø 230,0 x 50 / 231
			➔	X1000001→; → 04/02		24.0223-0018.2 480136	Ø 230,0 x 49,3 / 231
2.0 DI 16V	60	11/96→06/00	➔	→ W7999999		24.0223-0013.2 480061	Ø 230,0 x 50 / 231
			➔	X1000001→		24.0223-0018.2 480136	Ø 230,0 x 49,3 / 231
 <b>Bremsbackensatz</b>							
1.6 i	55	10/95→07/03	➔	→ 04/02		03.0137-0322.2 650322	Ø 230 x 42
			➔	W1238519→ W1999999		03.0520-5719.3 695719	TRW Ø 230 x 42 Ø 19,05 + RZ / + Zub TopKit
			➔	W7154259→ W7999999		03.0520-5719.3 695719	TRW Ø 230 x 42 Ø 19,05 + RZ / + Zub TopKit
			➔	W5276826→ W5999999		03.0520-5719.3 695719	TRW Ø 230 x 42 Ø 19,05 + RZ / + Zub TopKit
			➔	X1000001→; → 04/02		03.0520-7320.3 697320	TRW Ø 230 x 42 Ø 20,64 + RZ / + Zub TopKit
2.0 DI 16V ↓	60	11/96→06/00	➔			03.0137-0322.2 650322	Ø 230 x 42











	kw			 	! #		
<b>OPEL - VECTRA B CC (38_) 10/95→07/03</b>							
<b>Bremsbackensatz</b>							
2.0 DI 16V	60	11/96→06/00	➔	W1238519→ W1999999		<b>03.0520-5719.3 695719</b>	TRW Ø 230 x 42 Ø 19,05 + RZ / + Zub TopKit
			➔	W5276826→ W5999999		<b>03.0520-5719.3 695719</b>	TRW Ø 230 x 42 Ø 19,05 + RZ / + Zub TopKit
			➔	W7154259→ W7999999		<b>03.0520-5719.3 695719</b>	TRW Ø 230 x 42 Ø 19,05 + RZ / + Zub TopKit
			➔	X1000001→		<b>03.0520-7320.3 697320</b>	TRW Ø 230 x 42 Ø 20,64 + RZ / + Zub TopKit
<b>Bremsbackensatz, Feststellbremse</b>							
1.6 i 16V 1.8 i 16V 2.0 DTI 16V 2.2 DTI 16V 2.2 i 16V 2.6 i V6	74 92 74 92 108 125	10/95→07/02 09/00→07/03 06/97→07/03 09/00→07/03 09/00→07/03 09/00→07/03	➔	→ 04/02		<b>03.0137-0172.2 650172</b>	Ø 160 x 25
1.7 TD	60	10/95→12/98	➔	→ 11/96		<b>03.0137-0172.2 650172</b>	Ø 160 x 25
1.8 i 16V 2.0 i 2.0 i 16V 2.2 DTI 16V 2.5 2.5 i V6	85 82 100 88 144 125	10/95→09/00 10/95→02/02 10/95→09/00 09/00→04/02 10/99→06/00 10/95→09/00	➔			<b>03.0137-0172.2 650172</b>	Ø 160 x 25
<b>Zubehörsatz, Feststellbremsbacken</b>							
1.6 i 16V 1.8 i 16V 2.0 DTI 16V 2.2 DTI 16V 2.2 i 16V 2.6 i V6	74 92 74 92 108 125	10/95→07/02 09/00→07/03 06/97→07/03 09/00→07/03 09/00→07/03 09/00→07/03	➔	→ 04/02		<b>03.0137-9243.2 669243</b>	
1.7 TD	60	10/95→12/98	➔	→ 11/96		<b>03.0137-9243.2 669243</b>	
1.8 i 16V 2.0 i 2.0 i 16V 2.2 DTI 16V 2.5 2.5 i V6	85 82 100 88 144 125	10/95→09/00 10/95→02/02 10/95→09/00 09/00→04/02 10/99→06/00 10/95→09/00	➔			<b>03.0137-9243.2 669243</b>	
<b>Seilzug, Feststellbremse</b>							
1.6 i	55	10/95→07/03	☐; ➔	04/02; Trommelbremse	1	<b>24.3727-0751.2 580751</b>	L= 1.455 L2= 1.455 + Zub
			☒; ➔	04/02; Trommelbremse	1	<b>24.3727-0748.2 580748</b>	L= 279 + Zub
			☒; ➔	04/02; Trommelbremse	2	<b>24.3727-0745.2 580745</b>	L= 210 + Zub
1.6 i 16V 1.8 i 16V 2.0 DTI 16V 2.2 DTI 16V 2.2 i 16V 2.6 i V6	74 92 74 92 108 125	10/95→07/02 09/00→07/03 06/97→07/03 09/00→07/03 09/00→07/03 09/00→07/03	☐; ➔	04/02; Scheibenbremse	1	<b>24.3727-0751.2 580751</b>	L= 1.455 L2= 1.455 + Zub
			☒; ➔	04/02; Scheibenbremse	1	<b>24.3727-0748.2 580748</b>	L= 279 + Zub
			☒; ➔	04/02; Scheibenbremse	2	<b>24.3727-0754.2 580754</b>	L= 128 + Zub
1.7 TD	60	10/95→12/98	☐; ➔	11/96; Scheibenbremse	1	<b>24.3727-0751.2 580751</b>	L= 1.455 L2= 1.455 + Zub
			☒; ➔	11/96; Scheibenbremse	1	<b>24.3727-0748.2 580748</b>	L= 279 + Zub
			☒; ➔	11/96; Scheibenbremse	2	<b>24.3727-0754.2 580754</b>	L= 128 + Zub
1.8 i 16V 2.0 i 2.0 i 16V 2.2 DTI 16V 2.5 2.5 i V6	85 82 100 88 144 125	10/95→09/00 10/95→02/02 10/95→09/00 09/00→04/02 10/99→06/00 10/95→09/00	☐; ➔	Scheibenbremse	1	<b>24.3727-0751.2 580751</b>	L= 1.455 L2= 1.455 + Zub
			☒; ➔	Scheibenbremse	1	<b>24.3727-0748.2 580748</b>	L= 279 + Zub
			☒; ➔	Scheibenbremse	2	<b>24.3727-0754.2 580754</b>	L= 128 + Zub
2.0 DI 16V	60	11/96→06/00	☐; ➔	Trommelbremse	1	<b>24.3727-0751.2 580751</b>	L= 1.455 L2= 1.455 + Zub
			☒; ➔	Trommelbremse	1	<b>24.3727-0748.2 580748</b>	L= 279 + Zub
			☒; ➔	Trommelbremse	2	<b>24.3727-0760.2 580760</b>	L= 220
<b>OPEL - VECTRA C 04/02→</b>							
<b>Seilzug, Feststellbremse</b>							
1.6 1.6 16V 1.8 1.8 1.8 16V 2.0 16V Turbo 2.2 16V 2.2 direct 2.8 V6 Turbo ↓	77 74 81 103 90 129 108 114 169	01/06→ 06/04→ 04/02→ 01/06→ 04/02→ 03/03→ 04/02→ 10/03→ 08/05→	➔	☒; ➔ 10/08; für Fahrzeuge ohne Schlechtwegeaus- führung; Scheibenbremse	1	<b>24.3727-0758.2 580758</b>	L= 1.630 L2= 1.573

	kW			 	! #		
<b>OPEL - VECTRA C 04/02→</b>							
 <b>Seilzug, Feststellbremse</b>							
2.8 V6 Turbo 2.8 V6 Turbo 3.2 V6	184 188 155	08/06→ 08/05→ 08/02→	➔	☒; → 10/08; für Fahrzeuge ohne Schlechtwegeausführung; Scheibenbremse	1	24.3727-0758.2 580758	L= 1.630 L2= 1.573
<b>OPEL - VECTRA C Caravan 10/03→</b>							
 <b>Seilzug, Feststellbremse</b>							
1.9 CDTI 1.9 CDTI 2.0 DTI 2.2 DTI 3.0 V6 CDTI	88 110 74 92 130	04/04→01/09 04/04→ 10/03→ 10/03→ 10/03→	➔	☒; für Fahrzeuge ohne Schlechtwegeausführung; → 10/08; Scheibenbremse	1	24.3727-0788.2 580788	L= 1.800 L2= 1.800
2.2 DTI	86	10/03→06/08	➔	☒; für Fahrzeuge ohne Schlechtwegeausführung; Scheibenbremse	1	24.3727-0788.2 580788	L= 1.800 L2= 1.800
<b>OPEL - VECTRA C GTS 08/02→</b>							
 <b>Seilzug, Feststellbremse</b>							
1.6 1.6 1.8 1.8 16V 2.0 16V Turbo 2.2 16V 2.2 direct 2.8 V6 Turbo 2.8 V6 Turbo 2.8 V6 Turbo 3.2 V6	74 77 103 90 129 108 114 169 184 188 155	08/05→ 01/06→ 01/06→ 08/02→ 03/03→ 08/02→ 10/03→ 08/05→ 08/06→ 08/05→ 08/02→	➔	☒; → 10/08; für Fahrzeuge ohne Schlechtwegeausführung; Scheibenbremse	1	24.3727-0758.2 580758	L= 1.630 L2= 1.573
1.8 16V	81	08/02→12/06	➔	☒; für Fahrzeuge ohne Schlechtwegeausführung; Scheibenbremse	1	24.3727-0758.2 580758	L= 1.630 L2= 1.573
<b>OPEL - VIVARO Combi (J7) 08/01→</b>							
 <b>Seilzug, Feststellbremse</b>							
1.9 DI 1.9 DTI 2.0 16V 2.0 CDTI 2.0 CDTI 2.0 ECOTEC 2.5 CDTI 2.5 CDTI 2.5 DTI	60 74 88 66 84 86 84 107 99	08/01→ 08/01→ 08/01→ 08/06→ 08/06→ 08/06→ 08/06→ 08/06→ 05/03→	←	☒; für Linkslenker; → AV606709 / AY606709; Kasten/Kombi; kurzer Radstand	1	24.3727-0796.2 580796	Satz L= 1.245 L2= 498
			←	☒; für Linkslenker; → AV606709 / AY606709; Kasten/Kombi; langer Radstand	1	24.3727-0797.2 580797	Satz L= 1.643 L2= 498
			➔	☐; → 06/14		24.3727-1068.2 581068	L= 1.503
			➔	☐; → 06/14		24.3727-1071.2 581071	L= 1.603
<b>OPEL - VIVARO Kasten (F7) 08/01→</b>							
 <b>Seilzug, Feststellbremse</b>							
1.9 DI 1.9 DTI 2.0 16V 2.0 CDTI 2.0 CDTI 2.0 ECOTEC 2.5 CDTI 2.5 CDTI 2.5 DTI	60 74 88 66 84 86 84 107 99	08/01→ 08/01→ 08/01→ 08/06→ 08/06→ 08/06→ 08/06→ 08/06→ 05/03→	←	☒; für Linkslenker; → AV606709 / AY606709; Kasten/Kombi; kurzer Radstand	1	24.3727-0796.2 580796	Satz L= 1.245 L2= 498
			←	☒; für Linkslenker; → AV606709 / AY606709; Kasten/Kombi; langer Radstand	1	24.3727-0797.2 580797	Satz L= 1.643 L2= 498
			➔	☐; → 06/14		24.3727-1068.2 581068	L= 1.503
			➔	☐; → 06/14		24.3727-1071.2 581071	L= 1.603
<b>OPEL - VIVARO Pritsche/Fahrgestell (E7) 08/01→</b>							
 <b>Seilzug, Feststellbremse</b>							
1.9 Di 2.0 CDTI 2.5 DTI	60 66 99	08/01→ 01/06→ 08/03→	←	☒; 08/06→; für Linkslenker; → AV606709 / AY606709; Kasten/Kombi; kurzer Radstand	1	24.3727-0796.2 580796	Satz L= 1.245 L2= 498
			←	☒; 08/06→; für Linkslenker; → AV606709 / AY606709; Kasten/Kombi; langer Radstand	1	24.3727-0797.2 580797	Satz L= 1.643 L2= 498
			➔	☐; 08/06→ 06/14		24.3727-1068.2 581068	L= 1.503
			➔	☐; 08/06→ 06/14		24.3727-1071.2 581071	L= 1.603
1.9 DTI 2.0 16V 2.0 CDTI 2.0 ECOTEC 2.5 CDTI 2.5 CDTI	74 88 84 86 84 107	08/06→ 08/03→ 08/06→ 08/06→ 08/06→ 08/06→	←	☒; → AV606709 / AY606709; für Linkslenker; Kasten/Kombi; kurzer Radstand	1	24.3727-0796.2 580796	Satz L= 1.245 L2= 498
			←	☒; → AV606709 / AY606709; für Linkslenker; Kasten/Kombi; langer Radstand	1	24.3727-0797.2 580797	Satz L= 1.643 L2= 498
			↓				










	kw					! #		
<b>OPEL - VIVARO Pritsche/Fahrgestell (E7) 08/01→</b>								
 <b>Seilzug, Feststellbremse</b>								
1.9 DTI	74	08/06→	➔	☐; → 06/14		24.3727-1068.2	581068	L= 1.503
2.0 16V	88	08/03→	➔					
2.0 CDTI	84	08/06→	➔	☐; → 06/14		24.3727-1071.2	581071	L= 1.603
2.0 ECOTEC	86	08/06→						
2.5 CDTI	84	08/06→						
2.5 CDTI	107	08/06→						
<b>OPEL - ZAFIRA A (F75_) 04/99→06/05</b>								
 <b>Radbremszylinder</b>								
1.6	76	10/03→06/05	➔			24.3220-1719.3	020448	Ø 20,64 ALU
1.6 16V	74	04/99→06/05						
1.6 CNG	71	09/01→06/05						
<b>Zubehörsatz, Bremsbacken</b>								
1.6	76	10/03→06/05		→ 12999999		03.0137-9215.2	669215	
1.6 16V	74	04/99→06/05	➔					
1.6 CNG	71	09/01→06/05	➔	22000001→		03.0137-9215.2	669215	
 <b>Bremstrommel</b>								
1.6	76	10/03→06/05	➔			24.0223-0018.2	480136	Ø 230,0 x 49,3 / 231
1.6 16V	74	04/99→06/05						
1.6 CNG	71	09/01→06/05						
 <b>Bremsbackensatz</b>								
1.6	76	10/03→06/05	➔	→ 12999999		03.0137-0322.2	650322	Ø 230 x 42
1.6 16V	74	04/99→06/05				03.0520-7320.3	697320	TRW Ø 230 x 42 Ø 20,64 + RZ / + Zub TopKit
1.6 CNG	71	09/01→06/05	➔	22000001→		03.0137-0424.2	650424	Ø 230 x 42 + HEB
 <b>Seilzug, Feststellbremse</b>								
1.6	76	10/03→06/05	←	☐; → 22006460; Scheibenbremse	1	24.3727-0748.2	580748	L= 279 + Zub
1.6 16V	74	04/99→06/05	←	☐; → 1H999999; Scheibenbremse	1	24.3727-0748.2	580748	L= 279 + Zub
1.6 CNG	71	09/01→06/05	←	☐; 22006461→ 32999999; Scheibenbremse	1	24.3727-0748.2	580748	L= 279 + Zub
			←	☐; 42000001→; Scheibenbremse	1	24.3727-0748.2	580748	L= 279 + Zub
			←	☐; für Fahrzeuge ohne verstärktes Fahrwerk; Trommelbremse	1	24.3727-0748.2	580748	L= 279 + Zub
			←	☐; für Fahrzeuge mit verstärktem Fahrwerk; Trommelbremse	1	24.3727-0748.2	580748	L= 279 + Zub
			←	☐; 2H000001→ 32999999; Scheibenbremse	1	24.3727-0748.2	580748	L= 279 + Zub
			➔	☐; für Fahrzeuge ohne verstärktes Fahrwerk; Trommelbremse	2	24.3727-0746.2	580746	L= 182 + Zub
			➔	☐; für Fahrzeuge mit verstärktem Fahrwerk; Trommelbremse	2	24.3727-0746.2	580746	L= 182 + Zub
			➔	☐; 22006461→ 32999999; Scheibenbremse	1	24.3727-0756.2	580756	L= 1.680 L2= 1.680 + Zub
			➔	☐; 2H000001→ 32999999; Scheibenbremse	1	24.3727-0756.2	580756	L= 1.680 L2= 1.680 + Zub
			➔	☐; → 22006460; Scheibenbremse	1	24.3727-0757.2	580757	L= 1.680 L2= 1.680 + Zub
			➔	☐; → 1H999999; Scheibenbremse	1	24.3727-0757.2	580757	L= 1.680 L2= 1.680 + Zub
			➔	☐; 42000001→; für Fahrzeuge ohne Schlechtwegeausführung; Scheibenbremse	1	24.3727-0784.2	580784	L= 1.677 L2= 1.677 + Zub
1.8 16V	85	04/99→09/00	←	☐; → 1H999999; Scheibenbremse	1	24.3727-0748.2	580748	L= 279 + Zub
1.8 16V	92	09/00→06/05	←	☐; 42000001→; Scheibenbremse	1	24.3727-0748.2	580748	L= 279 + Zub
2.0 DTI 16V	74	09/00→06/05	←	☐; 22006461→ 32999999; Scheibenbremse	1	24.3727-0748.2	580748	L= 279 + Zub
2.0 OPC	141	09/01→06/05	←	☐; 2H000001→ 32999999; Scheibenbremse	1	24.3727-0748.2	580748	L= 279 + Zub
2.0 OPC	147	11/02→06/05	←	☐; → 22006460; Scheibenbremse	1	24.3727-0748.2	580748	L= 279 + Zub
2.2 16V	108	09/00→06/05	←	☐; → 1H999999; Scheibenbremse	1	24.3727-0748.2	580748	L= 279 + Zub
2.2 DTI 16V	86	01/02→06/05	←	☐; → 22006460; Scheibenbremse	1	24.3727-0748.2	580748	L= 279 + Zub
2.2 DTI 16V	92	01/02→06/05	←	☐; 2H000001→ 32999999; Scheibenbremse	1	24.3727-0748.2	580748	L= 279 + Zub
			➔	☐; 22006461→ 32999999; Scheibenbremse	1	24.3727-0756.2	580756	L= 1.680 L2= 1.680 + Zub
			➔	☐; 22006461→ 32999999; Scheibenbremse	1	24.3727-0756.2	580756	L= 1.680 L2= 1.680 + Zub
			➔	☐; → 22006460; Scheibenbremse	1	24.3727-0757.2	580757	L= 1.680 L2= 1.680 + Zub








	kw			 	! #		
<b>OPEL - ZAFIRA A (F75_) 04/99→06/05</b>							
 <b>Seilzug, Feststellbremse</b>							
1.8 16V	85	04/99→09/00	➔	⬇️; → 1H999999; Scheibenbremse	1	24.3727-0757.2 580757	L= 1.680 L2= 1.680 + Zub
1.8 16V	92	09/00→06/05	➔	⬇️; 42000001→; für Fahrzeuge ohne Schlechtwegeausführung; Scheibenbremse	1	24.3727-0784.2 580784	L= 1.677 L2= 1.677 + Zub
2.0 DTI 16V	74	09/00→06/05	➔				
2.0 OPC	141	09/01→06/05	➔				
2.0 OPC	147	11/02→06/05	➔				
2.2 16V	108	09/00→06/05	➔				
2.2 DTI 16V	86	01/02→06/05	➔				
2.2 DTI 16V	92	01/02→06/05	➔				
2.0 DI	63	07/99→06/00	➔	⬆️; 06/00→; → 22006460; Scheibenbremse	1	24.3727-0748.2 580748	L= 279 + Zub
			➔	⬆️; 42000001→; Scheibenbremse	1	24.3727-0748.2 580748	L= 279 + Zub
			➔	⬆️; 2H000001→ 32999999; Scheibenbremse	1	24.3727-0748.2 580748	L= 279 + Zub
			➔	⬆️; 06/00→; → 1H999999; Scheibenbremse	1	24.3727-0748.2 580748	L= 279 + Zub
			➔	⬆️; 22006461→ 32999999; Scheibenbremse	1	24.3727-0748.2 580748	L= 279 + Zub
			➔	⬇️; 2H000001→ 32999999; Scheibenbremse	1	24.3727-0756.2 580756	L= 1.680 L2= 1.680 + Zub
			➔	⬇️; 22006461→ 32999999; Scheibenbremse	1	24.3727-0756.2 580756	L= 1.680 L2= 1.680 + Zub
			➔	⬇️; 06/00→; → 1H999999; Scheibenbremse	1	24.3727-0757.2 580757	L= 1.680 L2= 1.680 + Zub
			➔	⬇️; 06/00→; → 22006460; Scheibenbremse	1	24.3727-0757.2 580757	L= 1.680 L2= 1.680 + Zub
			➔	⬇️; 42000001→; für Fahrzeuge ohne Schlechtwegeausführung; Scheibenbremse	1	24.3727-0784.2 580784	L= 1.677 L2= 1.677 + Zub
2.0 DI 16V	60	07/99→06/05	➔	⬆️; 10/99→; → 1H999999; Scheibenbremse	1	24.3727-0748.2 580748	L= 279 + Zub
			➔	⬆️; 10/99→; → 22006460; Scheibenbremse	1	24.3727-0748.2 580748	L= 279 + Zub
			➔	⬆️; 22006461→ 32999999; Scheibenbremse	1	24.3727-0748.2 580748	L= 279 + Zub
			➔	⬆️; 42000001→; Scheibenbremse	1	24.3727-0748.2 580748	L= 279 + Zub
			➔	⬆️; 2H000001→ 32999999; Scheibenbremse	1	24.3727-0748.2 580748	L= 279 + Zub
			➔	⬇️; 2H000001→ 32999999; Scheibenbremse	1	24.3727-0756.2 580756	L= 1.680 L2= 1.680 + Zub
			➔	⬇️; 22006461→ 32999999; Scheibenbremse	1	24.3727-0756.2 580756	L= 1.680 L2= 1.680 + Zub
			➔	⬇️; 10/99→; → 22006460; Scheibenbremse	1	24.3727-0757.2 580757	L= 1.680 L2= 1.680 + Zub
			➔	⬇️; 10/99→; → 1H999999; Scheibenbremse	1	24.3727-0757.2 580757	L= 1.680 L2= 1.680 + Zub
			➔	⬇️; 42000001→; für Fahrzeuge ohne Schlechtwegeausführung; Scheibenbremse	1	24.3727-0784.2 580784	L= 1.677 L2= 1.677 + Zub
<b>OPEL - ZAFIRA B (A05) 07/05→</b>							
 <b>Seilzug, Feststellbremse</b>							
1.6	77	07/05→	➔	⬇️; Scheibenbremse	1	24.3727-0790.2 580790	L= 1.749 L2= 1.774 + Zub
1.6	85	01/08→					
1.6 CNG	69	01/06→					
1.6 CNG Turbo	110	02/09→					
1.7 CDTI	81	01/08→					
1.7 CDTI	92	01/08→					
1.8	88	06/13→					
1.8	103	07/05→					
1.9 CDTI	74	07/05→					
1.9 CDTI	88	07/05→					
1.9 CDTI	110	07/05→					
2.0	147	07/05→					
2.0	177	01/06→					
2.2	110	07/05→					
<b>OPEL - ZAFIRA B Van 07/05→</b>							
 <b>Seilzug, Feststellbremse</b>							
1.6 CNG Turbo	110	02/09→	➔	⬇️; Scheibenbremse	1	24.3727-0790.2 580790	L= 1.749 L2= 1.774 + Zub
1.7 CDTI	81	01/08→					
1.7 CDTI	92	01/08→					
1.8	103	07/05→					











	kw			 	! #		
<b>PEUGEOT - 106 I (1A, 1C) 08/91→04/96</b>							
<b> Radbremszylinder</b>							
1.0	33	09/91→04/96	➔	+ ABS	24.3219-1112.3	020311	BDX Ø 19,05 GG
1.0	37	09/91→04/96	➔	☐; - ABS; Felge Lochzahl: 3	24.3219-1603.3	020200	Ø 19,05 GG
			➔	☐; - ABS; Felge Lochzahl: 3	24.3219-1604.3	020201	Ø 19,05 GG
			➔	☐; - ABS; Felge Lochzahl: 4	24.3219-1609.3	020319	Ø 19,05 GG
			➔	☐; - ABS; Felge Lochzahl: 4	24.3219-1610.3	020320	Ø 19,05 GG
1.1	44	09/91→04/96	➔	+ ABS	24.3219-1112.3	020311	BDX Ø 19,05 GG
			➔	☐; - ABS; Türenanzahl: 5; Felge Lochzahl: 3	24.3219-1603.3	020200	Ø 19,05 GG
			➔	☐; - ABS; Türenanzahl: 5; Felge Lochzahl: 3	24.3219-1604.3	020201	Ø 19,05 GG
			➔	☐; - ABS; Türenanzahl: 3; Felge Lochzahl: 4	24.3219-1609.3	020319	Ø 19,05 GG
			➔	☐; - ABS; Türenanzahl: 3; Felge Lochzahl: 4	24.3219-1610.3	020320	Ø 19,05 GG
1.3	72	10/93→04/96	➔	+ ABS	24.3219-1112.3	020311	BDX Ø 19,05 GG
1.4	51	08/91→03/96	➔	☐; - ABS	24.3219-1609.3	020319	Ø 19,05 GG
1.4	55	09/91→04/96	➔	☐; - ABS	24.3219-1609.3	020319	Ø 19,05 GG
1.4	69	09/91→04/96	➔	☐; - ABS	24.3219-1610.3	020320	Ø 19,05 GG
1.4	72	08/91→03/96	➔	☐; - ABS	24.3219-1610.3	020320	Ø 19,05 GG
1.4 D	37	09/92→04/96					
1.5 D	40	06/94→04/96					
1.5 D	43	06/94→04/96					
1.6	65	06/93→04/96					
1.6	76	01/94→04/96					
<b>Zubehörsatz, Bremsbacken</b>							
1.0	33	09/91→04/96	➔	- ABS; Felge Lochzahl: 4	03.0137-9055.2	669055	BDX
1.0	37	09/91→04/96	➔	+ ABS	03.0137-9055.2	669055	BDX
			➔	- ABS; Felge Lochzahl: 3	03.0137-9079.2	669079	
1.1	44	09/91→04/96	➔	- ABS; Türenanzahl: 3; Felge Lochzahl: 4	03.0137-9055.2	669055	BDX
			➔	+ ABS	03.0137-9055.2	669055	BDX
			➔	- ABS; Türenanzahl: 5; Felge Lochzahl: 3	03.0137-9079.2	669079	
1.3	72	10/93→04/96	➔		03.0137-9055.2	669055	BDX
1.4	51	08/91→03/96					
1.4	55	09/91→04/96					
1.4	69	09/91→04/96					
1.4	72	08/91→03/96					
1.4 D	37	09/92→04/96					
1.5 D	40	06/94→04/96					
1.5 D	43	06/94→04/96					
1.6	65	06/93→04/96					
1.6	76	01/94→04/96					
<b> Bremstrommel</b>							
1.0	33	09/91→04/96	➔	- ABS; Felge Lochzahl: 3	24.0216-5001.1	480001	Ø 165,0 x 38,5 / 166 - RLG
1.0	37	09/91→04/96	➔	- ABS; Felge Lochzahl: 3	24.0216-5701.2	480212	Ø 165,0 x 38,5 / 166 + RLG
			➔	- ABS; Felge Lochzahl: 4	24.0218-0017.1	480060	Ø 180,0 x 40,5 / 181 - RLG
			➔	+ ABS	24.0218-0017.1	480060	Ø 180,0 x 40,5 / 181 - RLG
1.1	44	09/91→04/96	➔	- ABS; Türenanzahl: 5; Felge Lochzahl: 3	24.0216-5001.1	480001	Ø 165,0 x 38,5 / 166 - RLG
			➔	- ABS; Türenanzahl: 5; Felge Lochzahl: 3	24.0216-5701.2	480212	Ø 165,0 x 38,5 / 166 + RLG
			➔	- ABS; Türenanzahl: 3; Felge Lochzahl: 4	24.0218-0017.1	480060	Ø 180,0 x 40,5 / 181 - RLG
			➔	+ ABS	24.0218-0017.1	480060	Ø 180,0 x 40,5 / 181 - RLG
1.3	72	10/93→04/96	➔		24.0218-0020.1	480074	Ø 180,0 x 46 / 181 - RLG / - ABS Ring
1.4	69	09/91→04/96					
1.4	72	08/91→03/96			24.0218-0720.2	480205	Ø 180,0 x 46 / 181 + RLG / - ABS Ring
1.6	76	01/94→04/96					
1.4	51	08/91→03/96	➔		24.0218-0017.1	480060	Ø 180,0 x 40,5 / 181 - RLG
1.4	55	09/91→04/96					
1.4 D	37	09/92→04/96					
1.5 D	40	06/94→04/96	➔	- ABS	24.0218-0017.1	480060	Ø 180,0 x 40,5 / 181 - RLG
1.5 D	43	06/94→04/96	➔	+ ABS	24.0218-0020.1	480074	Ø 180,0 x 46 / 181 - RLG / - ABS Ring
1.6	65	06/93→04/96	➔	+ ABS	24.0218-0720.2	480205	Ø 180,0 x 46 / 181 + RLG / - ABS Ring
<b> Bremsbackensatz</b>							
1.0	33	09/91→04/96	➔	- ABS; Felge Lochzahl: 3	03.0137-0195.2	650195	Ø 164 x 32
1.0	37	09/91→04/96	➔	- ABS; Felge Lochzahl: 3			
↓							












	kw			 	! #		
<b>PEUGEOT - 106 I (1A, 1C) 08/91→04/96</b>							
<b> Bremsbackensatz</b>							
1.0 1.0	33 37	09/91→04/96 09/91→04/96	➔	- ABS; Felge Lochzahl: 3		<b>03.0420-0519.3 680519</b>	BDX Ø 164 x 32 Ø 19,05 + RZ / + Zub Kit
						<b>03.0520-0519.3 690519</b>	BDX Ø 164 x 32 Ø 19,05 + RZ / + Zub TopKit
			➔	- ABS; Felge Lochzahl: 4		<b>03.0137-0196.2 650196</b>	BDX Ø 180 x 32
						<b>03.0420-1619.3 681619</b>	BDX Ø 180 x 32 Ø 19,05 + RZ / + Zub Kit
						<b>03.0520-1619.3 691619</b>	BDX Ø 180 x 32 Ø 19,05 + RZ / + Zub TopKit
			➔	+ ABS		<b>03.0137-0196.2 650196</b>	BDX Ø 180 x 32
1.1	44	09/91→04/96	➔	- ABS; Türenanzahl: 5; Felge Lochzahl: 3		<b>03.0137-0195.2 650195</b>	Ø 164 x 32
						<b>03.0420-0519.3 680519</b>	BDX Ø 164 x 32 Ø 19,05 + RZ / + Zub Kit
						<b>03.0520-0519.3 690519</b>	BDX Ø 164 x 32 Ø 19,05 + RZ / + Zub TopKit
			➔	- ABS; Türenanzahl: 3; Felge Lochzahl: 4		<b>03.0137-0196.2 650196</b>	BDX Ø 180 x 32
						<b>03.0420-1619.3 681619</b>	BDX Ø 180 x 32 Ø 19,05 + RZ / + Zub Kit
						<b>03.0520-1619.3 691619</b>	BDX Ø 180 x 32 Ø 19,05 + RZ / + Zub TopKit
			➔	+ ABS		<b>03.0137-0196.2 650196</b>	BDX Ø 180 x 32
1.3 1.4 1.4 1.4 1.4 1.4 D 1.5 D 1.5 D 1.6 1.6	72 51 55 69 72 37 40 43 65 76	10/93→04/96 08/91→03/96 09/91→04/96 09/91→04/96 08/91→03/96 09/92→04/96 06/94→04/96 06/94→04/96 06/93→04/96 01/94→04/96	➔ ➔	- ABS		<b>03.0137-0196.2 650196</b> <b>03.0420-1619.3 681619</b> <b>03.0520-1619.3 691619</b>	BDX Ø 180 x 32 BDX Ø 180 x 32 Ø 19,05 + RZ / + Zub Kit BDX Ø 180 x 32 Ø 19,05 + RZ / + Zub TopKit
<b> Seilzug, Feststellbremse</b>							
1.0 1.0 1.1 1.3 1.4 1.4 1.4 1.4 1.4 D 1.5 D 1.5 D 1.6 1.6	33 37 44 72 51 55 69 72 37 40 43 65 76	09/91→04/96 09/91→04/96 09/91→04/96 10/93→04/96 08/91→03/96 09/91→04/96 09/91→04/96 08/91→03/96 09/92→04/96 06/94→04/96 06/94→04/96 06/93→04/96 01/94→04/96	➔ ➔	↓; → S 51224674; Trommelbremse ↓; S 51224675→; Trommelbremse	2 2	<b>24.3727-0807.2 580807</b> <b>24.3727-0816.2 580816</b>	L= 1.292 L= 1.442
<b>PEUGEOT - 106 II (1) 04/96→07/04</b>							
<b> Radbremszylinder</b>							
1.0 i 1.0 i 1.1 i 1.1 i	33 37 44 40	05/96→10/99 01/97→ 05/96→07/04 01/97→	➔ ➔ ➔ ➔ ➔ ➔ ➔ ➔ ➔ ➔ ➔ ➔ ➔ ➔ ➔	☐; - ABS; Felge Lochzahl: 3 ☐; - ABS; Felge Lochzahl: 3 ☐; - ABS; Felge Lochzahl: 4 ☐; - ABS; Felge Lochzahl: 4 →Orga 08056; + ABS Orga 08057→; + ABS ☐; → 03/04; - ABS; Felge Lochzahl: 3 ☐; → 03/04; - ABS; Felge Lochzahl: 3 ☐; → 03/04; - ABS; Felge Lochzahl: 4 ☐; → 03/04; - ABS; Felge Lochzahl: 4 →Orga 08056; + ABS Orga 08057→; → 03/04; + ABS ☐; → 03/04; Felge Lochzahl: 3 ☐; → 03/04; Felge Lochzahl: 3 ☐; → 03/04; Felge Lochzahl: 4 ☐; → 03/04; Felge Lochzahl: 4 →Orga 08056		<b>24.3219-1603.3 020200</b> <b>24.3219-1604.3 020201</b> <b>24.3219-1609.3 020319</b> <b>24.3219-1610.3 020320</b> <b>24.3220-1711.3 020409</b> <b>24.3220-1717.3 020430</b> <b>24.3219-1603.3 020200</b> <b>24.3219-1604.3 020201</b> <b>24.3219-1609.3 020319</b> <b>24.3219-1610.3 020320</b> <b>24.3220-1711.3 020409</b> <b>24.3220-1717.3 020430</b> <b>24.3219-1603.3 020200</b> <b>24.3219-1604.3 020201</b> <b>24.3219-1609.3 020319</b> <b>24.3219-1610.3 020320</b> <b>24.3220-1711.3 020409</b>	Ø 19,05 GG Ø 19,05 GG Ø 19,05 GG Ø 19,05 GG TRW Ø 20,64 GG TRW Ø 20,64 ALU Ø 19,05 GG Ø 19,05 GG Ø 19,05 GG Ø 19,05 GG TRW Ø 20,64 GG TRW Ø 20,64 ALU Ø 19,05 GG Ø 19,05 GG Ø 19,05 GG Ø 19,05 GG TRW Ø 20,64 GG
↓							


























	kw			 	! #		
<b>PEUGEOT - 106 II (1) 04/96→07/04</b>							
<b> Radbremszylinder</b>							
1.1 i	40	01/97→	➡	Orga 08057→; → 03/04; + ABS		24.3220-1717.3 020430	TRW Ø 20,64 ALU
1.1 LPG	42	09/00→10/02	➡	☐; - ABS; Felge Lochzahl: 3		24.3219-1603.3 020200	Ø 19,05 GG
			➡	☐; - ABS; Felge Lochzahl: 3		24.3219-1604.3 020201	Ø 19,05 GG
			➡	☐; - ABS; Felge Lochzahl: 4		24.3219-1609.3 020319	Ø 19,05 GG
			➡	☐; - ABS; Felge Lochzahl: 4		24.3219-1610.3 020320	Ø 19,05 GG
			➡	+ ABS		24.3220-1717.3 020430	TRW Ø 20,64 ALU
1.4 i	55	05/96→07/04	➡	☐; → 03/04; - ABS		24.3219-1609.3 020319	Ø 19,05 GG
			➡	☐; → 03/04; - ABS		24.3219-1610.3 020320	Ø 19,05 GG
			➡	→Orga 08056; + ABS		24.3220-1711.3 020409	TRW Ø 20,64 GG
			➡	Orga 08057→; → 03/04; + ABS		24.3220-1717.3 020430	TRW Ø 20,64 ALU
1.5 D 1.6 i	40 65	05/96→03/01 05/96→10/99	➡	☐; - ABS		24.3219-1609.3 020319	Ø 19,05 GG
			➡	☐; - ABS		24.3219-1610.3 020320	Ø 19,05 GG
			➡	→Orga 08056; + ABS		24.3220-1711.3 020409	TRW Ø 20,64 GG
			➡	Orga 08057→; + ABS		24.3220-1717.3 020430	TRW Ø 20,64 ALU
1.5 D	42	04/98→	➡	☐; 10/00→ 03/04; - ABS		24.3219-1609.3 020319	Ø 19,05 GG
			➡	☐; 10/00→ 03/04; - ABS		24.3219-1610.3 020320	Ø 19,05 GG
			➡	10/00→ 03/04; + ABS		24.3220-1717.3 020430	TRW Ø 20,64 ALU
Electric	20	04/96→07/04	➡	- ABS; Felge Lochzahl: 4		24.3219-1112.3 020311	BDX Ø 19,05 GG
<b>Zubehörsatz, Bremsbacken</b>							
1.0 i 1.1 LPG	33 42	05/96→10/99 09/00→10/02	➡	- ABS; Felge Lochzahl: 4		03.0137-9055.2 669055	BDX
			➡	- ABS; Felge Lochzahl: 3		03.0137-9079.2 669079	
			➡	+ ABS		03.0137-9158.2 669158	TRW
1.0 i 1.1 i 1.1 i	37 40 44	01/97→ 01/97→ 05/96→07/04	➡	→ 03/04; - ABS; Felge Lochzahl: 4		03.0137-9055.2 669055	BDX
			➡	→ 03/04; - ABS; Felge Lochzahl: 3		03.0137-9079.2 669079	
			➡	→ 03/04; + ABS		03.0137-9158.2 669158	TRW
1.4 i	55	05/96→07/04	➡	→ 03/04; - ABS		03.0137-9055.2 669055	BDX
			➡	→ 03/04; + ABS		03.0137-9158.2 669158	TRW
1.5 D 1.6 i	40 65	05/96→03/01 05/96→10/99	➡	- ABS		03.0137-9055.2 669055	BDX
			➡	+ ABS		03.0137-9158.2 669158	TRW
1.5 D	42	04/98→	➡	10/00→ 03/04; - ABS		03.0137-9055.2 669055	BDX
			➡	10/00→ 03/04; + ABS		03.0137-9158.2 669158	TRW
Electric	20	04/96→07/04	➡			03.0137-9055.2 669055	BDX
<b> Bremstrommel</b>							
1.0 i 1.1 LPG	33 42	05/96→10/99 09/00→10/02	➡	- ABS; Felge Lochzahl: 3		24.0216-5001.1 480001	Ø 165,0 x 38,5 / 166 - RLG
			➡	- ABS; Felge Lochzahl: 3		24.0216-5701.2 480212	Ø 165,0 x 38,5 / 166 + RLG
			➡	- ABS; Felge Lochzahl: 4		24.0218-0020.1 480074	Ø 180,0 x 46 / 181 - RLG / - ABS Ring
			➡	- ABS; Felge Lochzahl: 4		24.0218-0720.2 480205	Ø 180,0 x 46 / 181 + RLG / - ABS Ring
1.0 i 1.1 i 1.1 i	37 40 44	01/97→ 01/97→ 05/96→07/04	➡	+ ABS		24.0220-3013.1 480089	Ø 203,0 x 46,5 / 204,5 - RLG / - ABS Ring
			➡	→ 03/04; - ABS; Felge Lochzahl: 3		24.0216-5001.1 480001	Ø 165,0 x 38,5 / 166 - RLG
			➡	→ 03/04; - ABS; Felge Lochzahl: 3		24.0216-5701.2 480212	Ø 165,0 x 38,5 / 166 + RLG
			➡	→ 03/04; - ABS; Felge Lochzahl: 4		24.0218-0020.1 480074	Ø 180,0 x 46 / 181 - RLG / - ABS Ring
1.4 i	55	05/96→07/04	➡	→ 03/04; - ABS		24.0218-0720.2 480205	Ø 180,0 x 46 / 181 + RLG / - ABS Ring
			➡	→ 03/04; - ABS		24.0218-0720.2 480205	Ø 180,0 x 46 / 181 + RLG / - ABS Ring
			➡	→ 03/04; + ABS		24.0220-3013.1 480089	Ø 203,0 x 46,5 / 204,5 - RLG / - ABS Ring
			➡	→ 03/04; + ABS		24.0220-3013.1 480089	Ø 203,0 x 46,5 / 204,5 - RLG / - ABS Ring
1.5 D 1.6 i	40 65	05/96→03/01 05/96→10/99	➡	- ABS		24.0218-0020.1 480074	Ø 180,0 x 46 / 181 - RLG / - ABS Ring
			➡	- ABS		24.0218-0020.1 480074	Ø 180,0 x 46 / 181 - RLG / - ABS Ring










	kw			 	! #		
<b>PEUGEOT - 106 II (1) 04/96→07/04</b>							
<b>Bremstrommel</b>							
1.5 D 1.6 i	40 65	05/96→03/01 05/96→10/99	➡	- ABS	24.0218-0720.2	480205	Ø 180,0 x 46 / 181 + RLG / - ABS Ring
			➡	+ ABS	24.0220-3013.1	480089	Ø 203,0 x 46,5 / 204,5 - RLG / - ABS Ring
1.5 D	42	04/98→	➡	10/00→ 03/04; - ABS	24.0218-0020.1	480074	Ø 180,0 x 46 / 181 - RLG / - ABS Ring
			➡	10/00→ 03/04; + ABS	24.0218-0720.2	480205	Ø 180,0 x 46 / 181 + RLG / - ABS Ring
Electric	20	04/96→07/04	➡	- ABS	24.0218-0020.1	480074	Ø 180,0 x 46 / 181 - RLG / - ABS Ring
			➡	- ABS	24.0218-0720.2	480205	Ø 180,0 x 46 / 181 + RLG / - ABS Ring
<b>Bremsbackensatz</b>							
1.0 i	33	05/96→10/99	➡	- ABS; Felge Lochzahl: 3	03.0137-0195.2	650195	Ø 164 x 32
					03.0420-0519.3	680519	BDX Ø 164 x 32 Ø 19,05 + RZ / + Zub Kit
					03.0520-0519.3	690519	BDX Ø 164 x 32 Ø 19,05 + RZ / + Zub TopKit
			➡	- ABS; Felge Lochzahl: 4	03.0137-0196.2	650196	BDX Ø 180 x 32
					03.0420-1619.3	681619	BDX Ø 180 x 32 Ø 19,05 + RZ / + Zub Kit
					03.0520-1619.3	691619	BDX Ø 180 x 32 Ø 19,05 + RZ / + Zub TopKit
1.0 i 1.1 i 1.1 i	37 40 44	01/97→ 01/97→ 05/96→07/04	➡	→ 03/04; - ABS; Felge Lochzahl: 3	03.0137-0195.2	650195	Ø 164 x 32
					03.0420-0519.3	680519	BDX Ø 164 x 32 Ø 19,05 + RZ / + Zub Kit
					03.0520-0519.3	690519	BDX Ø 164 x 32 Ø 19,05 + RZ / + Zub TopKit
			➡	→ 03/04; - ABS; Felge Lochzahl: 4	03.0137-0196.2	650196	BDX Ø 180 x 32
					03.0420-1619.3	681619	BDX Ø 180 x 32 Ø 19,05 + RZ / + Zub Kit
					03.0520-1619.3	691619	BDX Ø 180 x 32 Ø 19,05 + RZ / + Zub TopKit
1.1 LPG	42	09/00→10/02	➡	- ABS; Felge Lochzahl: 3	03.0137-0195.2	650195	Ø 164 x 32
					03.0420-0519.3	680519	BDX Ø 164 x 32 Ø 19,05 + RZ / + Zub Kit
					03.0520-0519.3	690519	BDX Ø 164 x 32 Ø 19,05 + RZ / + Zub TopKit
			➡	- ABS; Felge Lochzahl: 4	03.0137-0196.2	650196	BDX Ø 180 x 32
					03.0420-1619.3	681619	BDX Ø 180 x 32 Ø 19,05 + RZ / + Zub Kit
					03.0520-1619.3	691619	BDX Ø 180 x 32 Ø 19,05 + RZ / + Zub TopKit
1.4 i	55	05/96→07/04	➡	→ 03/04; - ABS	03.0137-0196.2	650196	BDX Ø 180 x 32
					03.0420-1619.3	681619	BDX Ø 180 x 32 Ø 19,05 + RZ / + Zub Kit
					03.0520-1619.3	691619	BDX Ø 180 x 32 Ø 19,05 + RZ / + Zub TopKit
			➡	→ 03/04; + ABS	03.0137-0312.2	650312	TRW Ø 203 x 38
					03.0520-5720.3	695720	TRW Ø 203 x 39 Ø 20,64 + RZ / + Zub TopKit















	kw			 	! #		
<b>PEUGEOT - 106 II (1) 04/96→07/04</b>							
 <b>Bremsbackensatz</b>							
1.4 i	55	05/96→07/04	➔	Orga 08057→; → 03/04; + ABS		<b>03.0520-6420.3 696420</b>	TRW Ø 203 x 39 Ø 20,64 + RZ / + Zub TopKit
1.5 D	40	05/96→03/01	➔	- ABS		<b>03.0137-0196.2 650196</b>	BDX Ø 180 x 32
1.6 i	65	05/96→10/99	➔			<b>03.0420-1619.3 681619</b>	BDX Ø 180 x 32 Ø 19,05 + RZ / + Zub Kit
			➔	+ ABS		<b>03.0520-1619.3 691619</b>	BDX Ø 180 x 32 Ø 19,05 + RZ / + Zub TopKit
			➔	→Orga 08056; + ABS		<b>03.0137-0312.2 650312</b>	TRW Ø 203 x 38
			➔	Orga 08057→; + ABS		<b>03.0520-5720.3 695720</b>	TRW Ø 203 x 39 Ø 20,64 + RZ / + Zub TopKit
			➔	Orga 08057→; + ABS		<b>03.0520-6420.3 696420</b>	TRW Ø 203 x 39 Ø 20,64 + RZ / + Zub TopKit
1.5 D	42	04/98→	➔	10/00→ 03/04; - ABS		<b>03.0137-0196.2 650196</b>	BDX Ø 180 x 32
			➔			<b>03.0420-1619.3 681619</b>	BDX Ø 180 x 32 Ø 19,05 + RZ / + Zub Kit
			➔			<b>03.0520-1619.3 691619</b>	BDX Ø 180 x 32 Ø 19,05 + RZ / + Zub TopKit
			➔	10/00→ 03/04; + ABS		<b>03.0137-0312.2 650312</b>	TRW Ø 203 x 38
			➔			<b>03.0520-6420.3 696420</b>	TRW Ø 203 x 39 Ø 20,64 + RZ / + Zub TopKit
Electric	20	04/96→07/04	➔			<b>03.0137-0196.2 650196</b>	BDX Ø 180 x 32
 <b>Seilzug, Feststellbremse</b>							
1.0 i	33	05/96→10/99	➔	⏴; Trommelbremse	2	<b>24.3727-0816.2 580816</b>	L= 1.442
1.1 LPG	42	09/00→10/02	➔				
1.5 D	40	05/96→03/01	➔				
1.6 i	65	05/96→10/99	➔				
1.0 i	37	01/97→	➔	⏴; → 03/04; Trommelbremse	2	<b>24.3727-0816.2 580816</b>	L= 1.442
1.1 i	40	01/97→	➔				
1.1 i	44	05/96→07/04	➔				
1.4 i	55	05/96→07/04	➔				
1.5 D	42	04/98→	➔	⏴; 10/00→ 03/04; Trommelbremse	2	<b>24.3727-0816.2 580816</b>	L= 1.442
1.6 i	74	05/96→01/01	➔	⏴; Scheibenbremse	2	<b>24.3727-0817.2 580817</b>	L= 1.505
1.6 S16	88	04/98→09/01	➔				
1.6 S16	87	05/96→07/04	➔	⏴; → 03/04; Scheibenbremse	2	<b>24.3727-0817.2 580817</b>	L= 1.505
<b>PEUGEOT - 106 Van (1_) 08/91→03/01</b>							
 <b>Radbremszylinder</b>							
1.0	33	09/91→03/01	➔	⏴; 05/96→; - ABS; Felge Lochzahl: 3		<b>24.3219-1603.3 020200</b>	Ø 19,05 GG
			➔	⏴; 05/96→; - ABS; Felge Lochzahl: 3		<b>24.3219-1604.3 020201</b>	Ø 19,05 GG
			➔	⏴; 05/96→; - ABS; Felge Lochzahl: 4		<b>24.3219-1609.3 020319</b>	Ø 19,05 GG
			➔	⏴; 05/96→; - ABS; Felge Lochzahl: 4		<b>24.3219-1610.3 020320</b>	Ø 19,05 GG
			➔	05/96→; →Orga 08056; + ABS		<b>24.3220-1711.3 020409</b>	TRW Ø 20,64 GG
			➔	Orga 08057→; + ABS		<b>24.3220-1717.3 020430</b>	TRW Ø 20,64 ALU
1.5 D	40	05/96→03/01	➔	⏴; - ABS		<b>24.3219-1609.3 020319</b>	Ø 19,05 GG
			➔	⏴; - ABS		<b>24.3219-1610.3 020320</b>	Ø 19,05 GG
			➔	→Orga 08056; + ABS		<b>24.3220-1711.3 020409</b>	TRW Ø 20,64 GG
			➔	Orga 08057→; + ABS		<b>24.3220-1717.3 020430</b>	TRW Ø 20,64 ALU
1.5 D	42	10/00→03/01	➔	⏴; - ABS		<b>24.3219-1609.3 020319</b>	Ø 19,05 GG
			➔	⏴; - ABS		<b>24.3219-1610.3 020320</b>	Ø 19,05 GG
			➔	+ ABS		<b>24.3220-1717.3 020430</b>	TRW Ø 20,64 ALU
Electric	20	04/96→03/01	➔	- ABS; Felge Lochzahl: 4		<b>24.3219-1112.3 020311</b>	BDX Ø 19,05 GG
<b>Zubehörsatz, Bremsbacken</b>							
1.0	33	09/91→03/01	➔	05/96→; - ABS; Felge Lochzahl: 4		<b>03.0137-9055.2 669055</b>	BDX
			➔	05/96→; - ABS; Felge Lochzahl: 3		<b>03.0137-9079.2 669079</b>	
			➔	05/96→; + ABS		<b>03.0137-9158.2 669158</b>	TRW
1.5 D	40	05/96→03/01	➔	- ABS		<b>03.0137-9055.2 669055</b>	BDX
1.5 D	42	10/00→03/01	➔	+ ABS		<b>03.0137-9158.2 669158</b>	TRW
Electric	20	04/96→03/01	➔			<b>03.0137-9055.2 669055</b>	BDX
↓							

	kw					! #		
<b>PEUGEOT - 106 Van (1_) 08/91→03/01</b>								
 <b>Bremstrommel</b>								
1.0	33	09/91→03/01	➔	05/96→; - ABS; Felge Lochzahl: 3		24.0216-5001.1 480001	Ø 165,0 x 38,5 / 166 - RLG	
						24.0216-5701.2 480212	Ø 165,0 x 38,5 / 166 + RLG	
			➔	05/96→; - ABS; Felge Lochzahl: 4		24.0218-0020.1 480074	Ø 180,0 x 46 / 181 - RLG / - ABS Ring	
						24.0218-0720.2 480205	Ø 180,0 x 46 / 181 + RLG / - ABS Ring	
			➔	05/96→; + ABS		24.0220-3013.1 480089	Ø 203,0 x 46,5 / 204,5 - RLG / - ABS Ring	
1.5 D	40	05/96→03/01	➔	- ABS		24.0218-0020.1 480074	Ø 180,0 x 46 / 181 - RLG / - ABS Ring	
1.5 D	42	10/00→03/01				24.0218-0720.2 480205	Ø 180,0 x 46 / 181 + RLG / - ABS Ring	
			➔	+ ABS		24.0220-3013.1 480089	Ø 203,0 x 46,5 / 204,5 - RLG / - ABS Ring	
Electric	20	04/96→03/01	➔	- ABS		24.0218-0020.1 480074	Ø 180,0 x 46 / 181 - RLG / - ABS Ring	
						24.0218-0720.2 480205	Ø 180,0 x 46 / 181 + RLG / - ABS Ring	
 <b>Bremsbackensatz</b>								
1.0	33	09/91→03/01	➔	05/96→; - ABS; Felge Lochzahl: 3		03.0137-0195.2 650195	Ø 164 x 32	
						03.0420-0519.3 680519	BDX Ø 164 x 32 Ø 19,05 + RZ / + Zub Kit	
						03.0520-0519.3 690519	BDX Ø 164 x 32 Ø 19,05 + RZ / + Zub TopKit	
			➔	05/96→; - ABS; Felge Lochzahl: 4		03.0137-0196.2 650196	BDX Ø 180 x 32	
						03.0420-1619.3 681619	BDX Ø 180 x 32 Ø 19,05 + RZ / + Zub Kit	
						03.0520-1619.3 691619	BDX Ø 180 x 32 Ø 19,05 + RZ / + Zub TopKit	
			➔	05/96→; + ABS		03.0137-0312.2 650312	TRW Ø 203 x 38	
			➔	05/96→; →Orga 08056; + ABS		03.0520-5720.3 695720	TRW Ø 203 x 39 Ø 20,64 + RZ / + Zub TopKit	
			➔	Orga 08057→; + ABS		03.0520-6420.3 696420	TRW Ø 203 x 39 Ø 20,64 + RZ / + Zub TopKit	
1.5 D	40	05/96→03/01	➔	- ABS		03.0137-0196.2 650196	BDX Ø 180 x 32	
						03.0420-1619.3 681619	BDX Ø 180 x 32 Ø 19,05 + RZ / + Zub Kit	
						03.0520-1619.3 691619	BDX Ø 180 x 32 Ø 19,05 + RZ / + Zub TopKit	
			➔	+ ABS		03.0137-0312.2 650312	TRW Ø 203 x 38	
			➔	→Orga 08056; + ABS		03.0520-5720.3 695720	TRW Ø 203 x 39 Ø 20,64 + RZ / + Zub TopKit	
			➔	Orga 08057→; + ABS		03.0520-6420.3 696420	TRW Ø 203 x 39 Ø 20,64 + RZ / + Zub TopKit	
1.5 D	42	10/00→03/01	➔	- ABS		03.0137-0196.2 650196	BDX Ø 180 x 32	
						03.0420-1619.3 681619	BDX Ø 180 x 32 Ø 19,05 + RZ / + Zub Kit	
						03.0520-1619.3 691619	BDX Ø 180 x 32 Ø 19,05 + RZ / + Zub TopKit	
			➔	+ ABS		03.0137-0312.2 650312	TRW Ø 203 x 38	
						03.0520-6420.3 696420	TRW Ø 203 x 39 Ø 20,64 + RZ / + Zub TopKit	
Electric	20	04/96→03/01	➔			03.0137-0196.2 650196	BDX Ø 180 x 32	
 <b>Seilzug, Feststellbremse</b>								
1.0	33	09/91→03/01	➔	⬇; 05/96→; Trommelbremse	2	24.3727-0816.2 580816	L= 1.442	
1.5 D	40	05/96→03/01	➔	⬇; Trommelbremse	2	24.3727-0816.2 580816	L= 1.442	
1.5 D	42	10/00→03/01						
<b>PEUGEOT - 107 06/05→</b>								
 <b>Radbremszylinder</b>								
1.0	50	06/05→	➔	→ 05/14		24.3217-1719.3 020482	BOS Ø 17,46 ALU	
1.4 HDi	40	06/05→						
<b>Zubehörsatz, Bremsbacken</b>								
1.0	50	06/05→	➔	→ 05/14		03.0137-9287.2 669287	BOS	
1.4 HDi	40	06/05→						
↓								










	kw			 	! #		
<b>PEUGEOT - 107 06/05→</b>							
 <b>Bremstrommel</b>							
1.0 1.4 HDi	50 40	06/05→ 06/05→	➔	→ 05/14		24.0220-0046.1 480193	Ø 200,0 x 44 / 201
 <b>Bremsbackensatz</b>							
1.0 1.4 HDi	50 40	06/05→ 06/05→	➔	→ 05/14		03.0137-0466.2 650466 03.0520-4117.3 694117	BOS Ø 200 x 32 + HEB BOS Ø 200 x 32 Ø 17,46 + RZ / + Zub TopKit
<b>PEUGEOT - 108 05/14→</b>							
 <b>Radbremsszylinder</b>							
1.0 VTi 1.2	51 60	05/14→ 05/14→	➔			24.3217-1739.3 020597	Ø 17,46 ALU
<b>Zubehörsatz, Bremsbacken</b>							
1.0 VTi 1.2	51 60	05/14→ 05/14→	➔			03.0137-9287.2 669287	BOS
 <b>Bremstrommel</b>							
1.0 VTi 1.2	51 60	05/14→ 05/14→	➔			24.0220-0046.1 480193	Ø 200,0 x 44 / 201
 <b>Bremsbackensatz</b>							
1.0 VTi 1.2	51 60	05/14→ 05/14→	➔			03.0137-0466.2 650466	BOS Ø 200 x 32 + HEB
<b>PEUGEOT - 205 II (20A/C) 01/87→09/98</b>							
 <b>Radbremsszylinder</b>							
1.0 1.4	33 55	10/87→09/98 08/90→07/98	➔	☐; 09/90→		24.3219-1601.3 020198 24.3219-1605.3 020202	TRW Ø 19,05 GG BDX Ø 19,05 GG
			➔	☐; 09/90→		24.3219-1602.3 020199 24.3219-1606.3 020203	TRW Ø 19,05 GG BDX Ø 19,05 GG
1.0	37	08/92→05/97	➔	☐		24.3219-1601.3 020198 24.3219-1605.3 020202	TRW Ø 19,05 GG BDX Ø 19,05 GG
			➔	☐		24.3219-1602.3 020199 24.3219-1606.3 020203	TRW Ø 19,05 GG BDX Ø 19,05 GG
1.1 1.6 1.6	44 53 55	07/89→09/98 10/87→09/98 10/87→09/98	➔	→ 08/90 ☐; 09/90→		24.3219-1118.3 020332 24.3219-1601.3 020198 24.3219-1605.3 020202	TRW Ø 19,05 GG TRW Ø 19,05 GG BDX Ø 19,05 GG
			➔	☐; 09/90→		24.3219-1602.3 020199 24.3219-1606.3 020203	TRW Ø 19,05 GG BDX Ø 19,05 GG
1.4	55	07/88→09/98	➔	07/89→ 08/90 ☐; 09/90→		24.3219-1118.3 020332 24.3219-1601.3 020198 24.3219-1605.3 020202	TRW Ø 19,05 GG TRW Ø 19,05 GG BDX Ø 19,05 GG
			➔	☐; 09/90→		24.3219-1602.3 020199 24.3219-1606.3 020203	TRW Ø 19,05 GG BDX Ø 19,05 GG
1.6 Aut. 1.6 Aut.	58 65	10/87→09/98 05/90→09/98	➔	→ 08/90; Automatikgetriebe ☐; 09/90→		24.3219-1118.3 020332 24.3219-1601.3 020198 24.3219-1605.3 020202	TRW Ø 19,05 GG TRW Ø 19,05 GG BDX Ø 19,05 GG
			➔	☐; 09/90→		24.3219-1602.3 020199 24.3219-1606.3 020203	TRW Ø 19,05 GG BDX Ø 19,05 GG
1.7 Diesel	44	07/87→09/98	➔	☐; → 08/90 ☐; → 08/90		24.3219-1601.3 020198 24.3219-1605.3 020202 24.3219-1602.3 020199 24.3219-1606.3 020203	TRW Ø 19,05 GG BDX Ø 19,05 GG TRW Ø 19,05 GG BDX Ø 19,05 GG
			➔	03/94→		24.3220-1619.3 020246	TRW Ø 20,64 GG
1.8 TD	57	01/90→09/98	➔	09/90→; + ABS ☐; 09/90→; - ABS		24.3219-1118.3 020332 24.3219-1601.3 020198 24.3219-1605.3 020202	TRW Ø 19,05 GG TRW Ø 19,05 GG BDX Ø 19,05 GG
			➔	☐; 09/90→; - ABS		24.3219-1602.3 020199 24.3219-1606.3 020203	TRW Ø 19,05 GG BDX Ø 19,05 GG
1.8 XDT	58	08/90→05/97	➔	+ ABS		24.3219-1118.3 020332	TRW Ø 19,05 GG
1.9	77	08/92→05/97	➔	→ 07/94		24.3219-1118.3 020332	TRW Ø 19,05 GG
1.9 Diesel ↓	47	10/87→09/98	➔	☐; 09/90→		24.3219-1601.3 020198	TRW Ø 19,05 GG








	kw			 	! #		
<b>PEUGEOT - 205 II (20A/C) 01/87→09/98</b>							
<b> Radbremszylinder</b>							
1.9 Diesel	47	10/87→09/98	➡	☐; 09/90→	24.3219-1605.3	020202	BDX Ø 19,05 GG
			➡	☐; 09/88→ 08/90	24.3219-1601.3	020198	TRW Ø 19,05 GG
			➡	☐; 09/88→ 08/90	24.3219-1605.3	020202	BDX Ø 19,05 GG
			➡	☐; 09/88→ 08/90	24.3219-1602.3	020199	TRW Ø 19,05 GG
			➡	☐; 09/88→ 08/90	24.3219-1606.3	020203	BDX Ø 19,05 GG
			➡	☐; 09/90→	24.3219-1602.3	020199	TRW Ø 19,05 GG
			➡	09/90→	24.3219-1606.3	020203	BDX Ø 19,05 GG
			➡	09/90→	24.3220-1619.3	020246	TRW Ø 20,64 GG
<b>Zubehörsatz, Bremsbacken</b>							
1.0 1.4	33 55	10/87→09/98 08/90→07/98		09/90→	03.0137-9055.2	669055	BDX
					03.0137-9175.2	669175	TRW
1.0	37	08/92→05/97			03.0137-9055.2	669055	BDX
					03.0137-9175.2	669175	TRW
1.1 1.4 1.6 1.6	44 55 53 55	07/89→09/98 07/88→09/98 10/87→09/98 10/87→09/98		09/90→	03.0137-9055.2	669055	BDX
			➡	→ 08/90	03.0137-9175.2	669175	TRW
					03.0137-9056.2	669056	TRW
1.6 Aut. 1.6 Aut.	58 65	10/87→09/98 05/90→09/98		09/90→	03.0137-9055.2	669055	BDX
			➡	→ 08/90; Automatikgetriebe	03.0137-9175.2	669175	TRW
					03.0137-9056.2	669056	TRW
1.7 Diesel	44	07/87→09/98		→ 08/90	03.0137-9055.2	669055	BDX
					03.0137-9175.2	669175	TRW
			➡	03/94→	03.0137-9056.2	669056	TRW
1.8 TD	57	01/90→09/98		09/90→; - ABS	03.0137-9055.2	669055	BDX
					03.0137-9175.2	669175	TRW
			➡	09/90→; + ABS	03.0137-9056.2	669056	TRW
1.8 XDT	58	08/90→05/97		+ ABS	03.0137-9056.2	669056	TRW
1.9	77	08/92→05/97		→ 07/94	03.0137-9056.2	669056	TRW
1.9 Diesel	47	10/87→09/98		09/90→	03.0137-9055.2	669055	BDX
					03.0137-9175.2	669175	TRW
			➡	09/88→ 08/90	03.0137-9055.2	669055	BDX
					03.0137-9175.2	669175	TRW
			➡	09/90→	03.0137-9056.2	669056	TRW
<b> Bremstrommel</b>							
1.1 1.4 1.6 1.6	44 55 53 55	07/89→09/98 07/88→09/98 10/87→09/98 10/87→09/98		→ 08/90	24.0218-0015.1	480010	Ø 180,0 x 53,5 / 181 - RLG / - ABS Ring
1.6 Aut. 1.6 Aut.	58 65	10/87→09/98 05/90→09/98		→ 08/90; Automatikgetriebe	24.0218-0015.1	480010	Ø 180,0 x 53,5 / 181 - RLG / - ABS Ring
1.7 Diesel	44	07/87→09/98		03/94→	24.0218-0015.1	480010	Ø 180,0 x 53,5 / 181 - RLG / - ABS Ring
1.8 TD	57	01/90→09/98		09/90→; + ABS	24.0218-0015.1	480010	Ø 180,0 x 53,5 / 181 - RLG / - ABS Ring
1.8 XDT	58	08/90→05/97		+ ABS	24.0218-0015.1	480010	Ø 180,0 x 53,5 / 181 - RLG / - ABS Ring
1.9	77	08/92→05/97		→ 07/94	24.0218-0015.1	480010	Ø 180,0 x 53,5 / 181 - RLG / - ABS Ring
1.9 Diesel	47	10/87→09/98		09/90→	24.0218-0015.1	480010	Ø 180,0 x 53,5 / 181 - RLG / - ABS Ring
<b> Bremsbackensatz</b>							
1.0 1.4	33 55	10/87→09/98 08/90→07/98		09/90→	03.0137-0196.2	650196	BDX Ø 180 x 32
					03.0137-0197.2	650197	TRW Ø 180 x 32 + HEB
					03.0520-0419.3	690419	TRW Ø 180 x 32 Ø 19,05 + RZ / + Zub TopKit
					03.0520-0619.3	690619	BDX Ø 180 x 32 Ø 19,05 + RZ / + Zub TopKit
1.0	37	08/92→05/97			03.0137-0196.2	650196	BDX Ø 180 x 32
					03.0137-0197.2	650197	TRW Ø 180 x 32 + HEB
					03.0520-0419.3	690419	TRW Ø 180 x 32 Ø 19,05 + RZ / + Zub TopKit
↓							








	kw			 	! #		
<b>PEUGEOT - 205 II (20A/C) 01/87→09/98</b>							
<b> Bremsbackensatz</b>							
1.0	37	08/92→05/97	➔			<b>03.0520-0619.3 690619</b>	BDX Ø 180 x 32 Ø 19,05 + RZ / + Zub TopKit
1.1	44	07/89→09/98	➔	09/90→		<b>03.0137-0196.2 650196</b>	BDX Ø 180 x 32
1.4	55	07/88→09/98				<b>03.0137-0197.2 650197</b>	TRW Ø 180 x 32 + HEB
1.6	53	10/87→09/98				<b>03.0520-0419.3 690419</b>	TRW Ø 180 x 32 Ø 19,05 + RZ / + Zub TopKit
1.6	55	10/87→09/98				<b>03.0520-0619.3 690619</b>	BDX Ø 180 x 32 Ø 19,05 + RZ / + Zub TopKit
			➔	→ 08/90		<b>03.0137-0201.2 650201</b>	TRW Ø 180 x 41 + HEB
						<b>03.0520-0919.3 690919</b>	TRW Ø 180 x 41 Ø 19,05 + RZ / + Zub TopKit
1.6 Aut.	58	10/87→09/98	➔	09/90→		<b>03.0137-0196.2 650196</b>	BDX Ø 180 x 32
1.6 Aut.	65	05/90→09/98				<b>03.0137-0197.2 650197</b>	TRW Ø 180 x 32 + HEB
						<b>03.0520-0419.3 690419</b>	TRW Ø 180 x 32 Ø 19,05 + RZ / + Zub TopKit
						<b>03.0520-0619.3 690619</b>	BDX Ø 180 x 32 Ø 19,05 + RZ / + Zub TopKit
			➔	→ 08/90; Automatikgetriebe		<b>03.0137-0201.2 650201</b>	TRW Ø 180 x 41 + HEB
						<b>03.0520-0919.3 690919</b>	TRW Ø 180 x 41 Ø 19,05 + RZ / + Zub TopKit
1.7 Diesel	44	07/87→09/98	➔	→ 08/90		<b>03.0137-0196.2 650196</b>	BDX Ø 180 x 32
						<b>03.0137-0197.2 650197</b>	TRW Ø 180 x 32 + HEB
						<b>03.0520-0419.3 690419</b>	TRW Ø 180 x 32 Ø 19,05 + RZ / + Zub TopKit
						<b>03.0520-0619.3 690619</b>	BDX Ø 180 x 32 Ø 19,05 + RZ / + Zub TopKit
			➔	03/94→		<b>03.0137-0201.2 650201</b>	TRW Ø 180 x 41 + HEB
						<b>03.0520-3120.3 693120</b>	TRW Ø 180 x 41 Ø 20,64 + RZ / + Zub TopKit
1.8 TD	57	01/90→09/98	➔	09/90→; - ABS		<b>03.0137-0196.2 650196</b>	BDX Ø 180 x 32
						<b>03.0137-0197.2 650197</b>	TRW Ø 180 x 32 + HEB
						<b>03.0520-0419.3 690419</b>	TRW Ø 180 x 32 Ø 19,05 + RZ / + Zub TopKit
						<b>03.0520-0619.3 690619</b>	BDX Ø 180 x 32 Ø 19,05 + RZ / + Zub TopKit
			➔	09/90→; + ABS		<b>03.0137-0201.2 650201</b>	TRW Ø 180 x 41 + HEB
						<b>03.0520-0919.3 690919</b>	TRW Ø 180 x 41 Ø 19,05 + RZ / + Zub TopKit
1.8 XDT	58	08/90→05/97	➔	+ ABS		<b>03.0137-0201.2 650201</b>	TRW Ø 180 x 41 + HEB
1.9	77	08/92→05/97	➔	→ 07/94		<b>03.0137-0201.2 650201</b>	TRW Ø 180 x 41 + HEB
						<b>03.0520-0919.3 690919</b>	TRW Ø 180 x 41 Ø 19,05 + RZ / + Zub TopKit
1.9 Diesel	47	10/87→09/98	➔	09/88→ 08/90		<b>03.0137-0196.2 650196</b>	BDX Ø 180 x 32
						<b>03.0137-0197.2 650197</b>	TRW Ø 180 x 32 + HEB
						<b>03.0520-0419.3 690419</b>	TRW Ø 180 x 32 Ø 19,05 + RZ / + Zub TopKit
						<b>03.0520-0619.3 690619</b>	BDX Ø 180 x 32 Ø 19,05 + RZ / + Zub TopKit
			➔	09/90→		<b>03.0137-0196.2 650196</b>	BDX Ø 180 x 32
						<b>03.0137-0197.2 650197</b>	TRW Ø 180 x 32 + HEB
						<b>03.0137-0201.2 650201</b>	TRW Ø 180 x 41 + HEB
						<b>03.0520-0419.3 690419</b>	TRW Ø 180 x 32 Ø 19,05 + RZ / + Zub TopKit
						<b>03.0520-0619.3 690619</b>	BDX Ø 180 x 32 Ø 19,05 + RZ / + Zub TopKit
						<b>03.0520-3120.3 693120</b>	TRW Ø 180 x 41 Ø 20,64 + RZ / + Zub TopKit
<b> Seilzug, Feststellbremse</b>							
1.0	33	10/87→09/98	➔	☐; 09/90→; Trommelbremse		<b>24.3727-0801.2 580801</b>	L= 1.386
1.4	55	08/90→07/98	➔	☐; 09/90→; Trommelbremse		<b>24.3727-0802.2 580802</b>	L= 1.372
1.8 TD	57	01/90→09/98	➔				
1.0	37	08/92→05/97	➔	☐; Trommelbremse		<b>24.3727-0801.2 580801</b>	L= 1.386
1.8 XDT	58	08/90→05/97	➔	☐; Trommelbremse		<b>24.3727-0802.2 580802</b>	L= 1.372
1.1	44	07/89→09/98	➔	☐; 09/90→; Trommelbremse		<b>24.3727-0801.2 580801</b>	L= 1.386
1.4	55	07/88→09/98	➔				
1.6	53	10/87→09/98	➔	☐; → 08/90; Trommelbremse		<b>24.3727-0801.2 580801</b>	L= 1.386
1.6	55	10/87→09/98					
↓							














	kw			 	! #		
<b>PEUGEOT - 205 II (20A/C) 01/87→09/98</b>							
 <b>Seilzug, Feststellbremse</b>							
1.1	44	07/89→09/98	➔	<input type="checkbox"/> ; → 08/90; Trommelbremse		24.3727-0802.2 580802	L= 1.372
1.4	55	07/88→09/98	➔	<input type="checkbox"/> ; 09/90→; Trommelbremse		24.3727-0802.2 580802	L= 1.372
1.6	53	10/87→09/98	➔	<input type="checkbox"/> ; 09/90→; Trommelbremse		24.3727-0801.2 580801	L= 1.386
1.6	55	10/87→09/98	➔	<input type="checkbox"/> ; 09/90→; Trommelbremse		24.3727-0802.2 580802	L= 1.372
1.6 Aut.	58	10/87→09/98	➔	<input type="checkbox"/> ; → 08/90; Automatikgetriebe; Trommelbremse		24.3727-0801.2 580801	L= 1.386
1.6 Aut.	65	05/90→09/98	➔	<input type="checkbox"/> ; 09/90→; Trommelbremse		24.3727-0802.2 580802	L= 1.372
			➔	<input type="checkbox"/> ; 09/90→; Trommelbremse		24.3727-0801.2 580801	L= 1.386
			➔	<input type="checkbox"/> ; → 08/90; Automatikgetriebe; Trommelbremse		24.3727-0802.2 580802	L= 1.372
1.7 Diesel	44	07/87→09/98	➔	<input type="checkbox"/> ; 03/94→; Trommelbremse		24.3727-0801.2 580801	L= 1.386
			➔	<input type="checkbox"/> ; → 08/90; Trommelbremse		24.3727-0801.2 580801	L= 1.386
			➔	<input type="checkbox"/> ; 03/94→; Trommelbremse		24.3727-0802.2 580802	L= 1.372
			➔	<input type="checkbox"/> ; → 08/90; Trommelbremse		24.3727-0802.2 580802	L= 1.372
1.9	77	08/92→05/97	➔	<input type="checkbox"/> ; → 07/94; Trommelbremse		24.3727-0801.2 580801	L= 1.386
			➔	<input type="checkbox"/> ; → 07/94; Trommelbremse		24.3727-0802.2 580802	L= 1.372
1.9	89	08/90→05/97	➔	<input type="checkbox"/> ; 09/90→ 10/94; Scheibenbremse		24.3727-0810.2 580810	L= 1.417
			➔	<input type="checkbox"/> ; 09/90→ 10/94; Scheibenbremse		24.3727-0811.2 580811	L= 1.432
1.9 Diesel	47	10/87→09/98	➔	<input type="checkbox"/> ; 09/88→ 08/90; Trommelbremse		24.3727-0801.2 580801	L= 1.386
			➔	<input type="checkbox"/> ; 09/90→; Trommelbremse		24.3727-0801.2 580801	L= 1.386
			➔	<input type="checkbox"/> ; 09/88→ 08/90; Trommelbremse		24.3727-0802.2 580802	L= 1.372
			➔	<input type="checkbox"/> ; 09/90→; Trommelbremse		24.3727-0802.2 580802	L= 1.372
1.9 GTI	94	10/87→09/98	➔	<input type="checkbox"/> ; 09/90→; Scheibenbremse		24.3727-0810.2 580810	L= 1.417
			➔	<input type="checkbox"/> ; → 08/88; Scheibenbremse		24.3727-0810.2 580810	L= 1.417
			➔	<input type="checkbox"/> ; → 08/88; Scheibenbremse		24.3727-0811.2 580811	L= 1.432
			➔	<input type="checkbox"/> ; 09/90→; Scheibenbremse		24.3727-0811.2 580811	L= 1.432
<b>PEUGEOT - 205 Kasten 03/94→05/97</b>							
 <b>Radbremsszylinder</b>							
1.7 Diesel	44	03/94→05/97	➔			24.3220-1619.3 020246	TRW Ø 20,64 GG
<b>Zubehörsatz, Bremsbacken</b>							
1.7 Diesel	44	03/94→05/97	➔			03.0137-9056.2 669056	TRW
 <b>Bremstrommel</b>							
1.7 Diesel	44	03/94→05/97	➔			24.0218-0015.1 480010	Ø 180,0 x 53,5 / 181 - RLG / - ABS Ring
 <b>Bremsbackensatz</b>							
1.7 Diesel	44	03/94→05/97	➔			03.0137-0201.2 650201 03.0520-3120.3 693120	TRW Ø 180 x 41 + HEB TRW Ø 180 x 41 Ø 20,64 + RZ / + Zub TopKit
 <b>Seilzug, Feststellbremse</b>							
1.7 Diesel	44	03/94→05/97	➔	<input type="checkbox"/> ; Trommelbremse		24.3727-0801.2 580801	L= 1.386
			➔	<input type="checkbox"/> ; Trommelbremse		24.3727-0802.2 580802	L= 1.372
<b>PEUGEOT - 206 CC (2D) 09/00→</b>							
 <b>Seilzug, Feststellbremse</b>							
1.6	81	09/01→12/08	➔	<input type="checkbox"/> ; →Orga 11108; Scheibenbremse	2	24.3727-0833.2 580833	L= 1.707
1.6 16V	80	09/00→					
1.6 HDi 110	80	04/05→					
2.0 S16	100	09/00→					
<b>PEUGEOT - 206 Schrägheck (2A/C) 08/98→</b>							
 <b>Radbremsszylinder</b>							
1.1	40	08/98→07/00	➔	09/98→; - ABS		24.3219-1112.3 020311	BDX Ø 19,05 GG
			➔	<input type="checkbox"/> ; 09/98→; - ABS		24.3220-1617.3 020244	BDX Ø 20,64 GG
			➔	<input type="checkbox"/> ; 09/98→; - ABS		24.3220-1618.3 020245	BDX Ø 20,64 GG
			➔	09/98→; + ABS		24.3220-1717.3 020430	TRW Ø 20,64 ALU
1.1 i	44	09/98→	➔	→ 02/09; - ABS		24.3219-1112.3 020311	BDX Ø 19,05 GG
↓							






















	kW			 	! #		
<b>PEUGEOT - 206 Schrägheck (2A/C) 08/98→</b>							
<b> Radbremszylinder</b>							
1.4 HDi eco 70 1.4 i	50 55	09/01→ 09/98→	➡	☐; → 02/09; - ABS		24.3220-1617.3 020244	BDX Ø 20,64 GG
			➡	☐; → 02/09; - ABS		24.3220-1618.3 020245	BDX Ø 20,64 GG
			➡	→ 02/09; + ABS		24.3220-1717.3 020430	TRW Ø 20,64 ALU
1.4 16V 1.6 16V	65 80	10/03→ 12/00→	➡	→ 02/09		24.3220-1717.3 020430	TRW Ø 20,64 ALU
1.4 CNG 1.4 HDi 1.4 LPG	55 51 55	05/06→09/07 09/02→02/07 05/06→09/07	➡	- ABS		24.3219-1112.3 020311	BDX Ø 19,05 GG
			➡	☐; - ABS		24.3220-1617.3 020244	BDX Ø 20,64 GG
			➡	☐; - ABS		24.3220-1618.3 020245	BDX Ø 20,64 GG
			➡	+ ABS		24.3220-1717.3 020430	TRW Ø 20,64 ALU
1.6 1.6 16V	81 79	05/05→07/08 06/01→04/05	➡			24.3220-1717.3 020430	TRW Ø 20,64 ALU
1.6 8V	66	05/99→10/03	➡	→ 12/00; Schaltgetriebe; - ABS		24.3219-1112.3 020311	BDX Ø 19,05 GG
			➡	☐; → 12/00; - ABS; Schaltgetriebe		24.3220-1617.3 020244	BDX Ø 20,64 GG
			➡	☐; → 12/00; - ABS; Schaltgetriebe		24.3220-1618.3 020245	BDX Ø 20,64 GG
			➡	→ 12/00; - ABS; Vollautomatik		24.3220-1717.3 020430	TRW Ø 20,64 ALU
			➡	→ 12/00; + ABS		24.3220-1717.3 020430	TRW Ø 20,64 ALU
1.6 i	65	09/98→12/00	➡	Schaltgetriebe; - ABS		24.3219-1112.3 020311	BDX Ø 19,05 GG
			➡	☐; - ABS; Schaltgetriebe		24.3220-1617.3 020244	BDX Ø 20,64 GG
			➡	☐; - ABS; Schaltgetriebe		24.3220-1618.3 020245	BDX Ø 20,64 GG
			➡	+ ABS		24.3220-1717.3 020430	TRW Ø 20,64 ALU
			➡	- ABS; Vollautomatik		24.3220-1717.3 020430	TRW Ø 20,64 ALU
1.9 D	51	09/98→11/01	➡	- ABS		24.3219-1112.3 020311	BDX Ø 19,05 GG
			➡	+ ABS		24.3220-1717.3 020430	TRW Ø 20,64 ALU
2.0 HDI 90	66	12/99→	➡	→ 02/09; + ABS		24.3220-1717.3 020430	TRW Ø 20,64 ALU
<b>Zubehörsatz, Bremsbacken</b>							
1.1	40	08/98→07/00	➡	09/98→; - ABS		03.0137-9088.2 669088	BDX
			➡	09/98→; →Orga 09456; + ABS		03.0137-9158.2 669158	TRW
			➡	Orga 09457→; + ABS		03.0137-9278.2 669278	
1.1 i 1.4 HDi eco 70 1.4 i	44 50 55	09/98→ 09/01→ 09/98→	➡	→ 02/09; - ABS		03.0137-9088.2 669088	BDX
			➡	→Orga 09456; + ABS		03.0137-9158.2 669158	TRW
			➡	Orga 09457→; → 02/09; + ABS		03.0137-9278.2 669278	
1.4 16V 1.6 16V	65 80	10/03→ 12/00→	➡	→ 02/09		03.0137-9278.2 669278	
1.4 CNG 1.4 LPG	55 55	05/06→09/07 05/06→09/07	➡	- ABS		03.0137-9088.2 669088	BDX
			➡	+ ABS		03.0137-9278.2 669278	
1.4 HDi 1.9 D	51 51	09/02→02/07 09/98→11/01	➡	- ABS		03.0137-9088.2 669088	BDX
			➡	→Orga 09456; + ABS		03.0137-9158.2 669158	TRW
			➡	Orga 09457→; + ABS		03.0137-9278.2 669278	
1.6 1.6 16V	81 79	05/05→07/08 06/01→04/05	➡			03.0137-9278.2 669278	
1.6 8V	66	05/99→10/03	➡	→ 12/00; - ABS		03.0137-9088.2 669088	BDX
			➡	→ 12/00; + ABS		03.0137-9158.2 669158	TRW
1.6 i	65	09/98→12/00	➡	- ABS		03.0137-9088.2 669088	BDX
			➡	+ ABS		03.0137-9158.2 669158	TRW
2.0 HDI 90	66	12/99→	➡	→Orga 09456		03.0137-9158.2 669158	TRW
			➡	Orga 09457→; → 02/09		03.0137-9278.2 669278	
<b> Bremstrommel</b>							
1.1	40	08/98→07/00	➡	09/98→; - ABS		24.0218-0020.1 480074	Ø 180,0 x 46 / 181 - RLG / - ABS Ring
			➡	09/98→; →Orga 10254; + ABS		24.0218-0720.2 480205	Ø 180,0 x 46 / 181 + RLG / - ABS Ring
			➡	Orga 10255→; + ABS		24.0220-3013.1 480089	Ø 203,0 x 46,5 / 204,5 - RLG / - ABS Ring
			➡			24.0220-3029.1 480179	Ø 203,0 x 42 / 204,5 - RLG / - ABS Ring
			➡			24.0220-3729.2 480217	Ø 203,0 x 42 / 204,5 + RLG / + ABS Ring
↓							

	kw			 	! #		
<b>PEUGEOT - 206 Schrägheck (2A/C) 08/98→</b>							
<b>Bremstrommel</b>							
1.1 i 1.4 HDi eco 70 1.4 i	44 50 55	09/98→ 09/01→ 09/98→	➡	→ 02/09; - ABS		24.0218-0020.1 480074 24.0218-0720.2 480205	Ø 180,0 x 46 / 181 - RLG / - ABS Ring Ø 180,0 x 46 / 181 + RLG / - ABS Ring
			➡	→Orga 10254; + ABS		24.0220-3013.1 480089	Ø 203,0 x 46,5 / 204,5 - RLG / - ABS Ring
			➡	Orga 10255→; → 02/09; + ABS		24.0220-3029.1 480179 24.0220-3729.2 480217	Ø 203,0 x 42 / 204,5 - RLG / - ABS Ring Ø 203,0 x 42 / 204,5 + RLG / + ABS Ring
1.4 16V 1.6 16V 2.0 HDI 90	65 80 66	10/03→ 12/00→ 12/99→	➡	→ 02/09		24.0220-3013.1 480089	Ø 203,0 x 46,5 / 204,5 - RLG / - ABS Ring
1.4 CNG 1.4 LPG	55 55	05/06→09/07 05/06→09/07	➡	- ABS		24.0218-0020.1 480074 24.0218-0720.2 480205	Ø 180,0 x 46 / 181 - RLG / - ABS Ring Ø 180,0 x 46 / 181 + RLG / - ABS Ring
			➡	+ ABS		24.0220-3029.1 480179 24.0220-3729.2 480217	Ø 203,0 x 42 / 204,5 - RLG / - ABS Ring Ø 203,0 x 42 / 204,5 + RLG / + ABS Ring
1.4 HDi	51	09/02→02/07	➡	- ABS		24.0218-0020.1 480074 24.0218-0720.2 480205	Ø 180,0 x 46 / 181 - RLG / - ABS Ring Ø 180,0 x 46 / 181 + RLG / - ABS Ring
			➡	→Orga 10254; + ABS		24.0220-3013.1 480089	Ø 203,0 x 46,5 / 204,5 - RLG / - ABS Ring
			➡	Orga 10255→; + ABS		24.0220-3029.1 480179 24.0220-3729.2 480217	Ø 203,0 x 42 / 204,5 - RLG / - ABS Ring Ø 203,0 x 42 / 204,5 + RLG / + ABS Ring
1.6 1.6 16V	81 79	05/05→07/08 06/01→04/05	➡			24.0220-3013.1 480089	Ø 203,0 x 46,5 / 204,5 - RLG / - ABS Ring
1.6 8V	66	05/99→10/03	➡	→ 12/00; - ABS		24.0218-0020.1 480074 24.0218-0720.2 480205	Ø 180,0 x 46 / 181 - RLG / - ABS Ring Ø 180,0 x 46 / 181 + RLG / - ABS Ring
			➡	→ 12/00; + ABS		24.0220-3013.1 480089	Ø 203,0 x 46,5 / 204,5 - RLG / - ABS Ring
1.6 i 1.9 D	65 51	09/98→12/00 09/98→11/01	➡	- ABS		24.0218-0020.1 480074 24.0218-0720.2 480205	Ø 180,0 x 46 / 181 - RLG / - ABS Ring Ø 180,0 x 46 / 181 + RLG / - ABS Ring
			➡	+ ABS		24.0220-3013.1 480089	Ø 203,0 x 46,5 / 204,5 - RLG / - ABS Ring
<b>Bremsbackensatz</b>							
1.1	40	08/98→07/00	➡	09/98→; →Orga 09456; + ABS		03.0137-0312.2 650312 03.0520-6420.3 696420	TRW Ø 203 x 38 TRW Ø 203 x 39 Ø 20,64 + RZ / + Zub TopKit
			➡	09/98→; - ABS		03.0137-0354.2 650354 03.0520-4819.3 694819 03.0520-6520.3 696520	BDX Ø 180 x 32 + HEB BDX Ø 180 x 32 Ø 19,05 + RZ / - RZR / + Zub TopKit BDX Ø 180 x 32 Ø 20,64 + RZ / + Zub TopKit
			➡	Orga 09457→; + ABS		03.0137-0446.2 650446 03.0520-7720.3 697720	Ø 203 x 39 + HEB TRW Ø 203 x 39 Ø 20,64 + RZ / + Zub TopKit
1.1 i 1.4 HDi eco 70 1.4 i	44 50 55	09/98→ 09/01→ 09/98→	➡	→Orga 09456; + ABS		03.0137-0312.2 650312 03.0520-6420.3 696420	TRW Ø 203 x 38 TRW Ø 203 x 39 Ø 20,64 + RZ / + Zub TopKit
			➡	→ 02/09; - ABS		03.0137-0354.2 650354 03.0520-4819.3 694819 03.0520-6520.3 696520	BDX Ø 180 x 32 + HEB BDX Ø 180 x 32 Ø 19,05 + RZ / - RZR / + Zub TopKit BDX Ø 180 x 32 Ø 20,64 + RZ / + Zub TopKit
			➡	Orga 09457→; → 02/09; + ABS		03.0137-0446.2 650446 03.0520-7720.3 697720	Ø 203 x 39 + HEB TRW Ø 203 x 39 Ø 20,64 + RZ / + Zub TopKit
1.4 16V ↓	65	10/03→	➡	→ 02/09		03.0137-0446.2 650446	Ø 203 x 39 + HEB


















	kw			 	! #		
<b>PEUGEOT - 206 Schrägheck (2A/C) 08/98→</b>							
<b>Bremsbackensatz</b>							
1.6 16V	80	12/00→	➡	→ 02/09		03.0520-7720.3 697720	TRW Ø 203 x 39 Ø 20,64 + RZ / + Zub TopKit
1.4 CNG	55	05/06→09/07	➡	- ABS		03.0137-0354.2 650354	BDX Ø 180 x 32 + HEB
1.4 LPG	55	05/06→09/07	➡	+ ABS		03.0137-0446.2 650446	Ø 203 x 39 + HEB
						03.0520-7720.3 697720	TRW Ø 203 x 39 Ø 20,64 + RZ / + Zub TopKit
1.4 HDi	51	09/02→02/07	➡	→Orga 09456; + ABS		03.0137-0312.2 650312	TRW Ø 203 x 38
						03.0520-6420.3 696420	TRW Ø 203 x 39 Ø 20,64 + RZ / + Zub TopKit
			➡	- ABS		03.0137-0354.2 650354	BDX Ø 180 x 32 + HEB
						03.0520-4819.3 694819	BDX Ø 180 x 32 Ø 19,05 + RZ / - RZR / + Zub TopKit
						03.0520-6520.3 696520	BDX Ø 180 x 32 Ø 20,64 + RZ / + Zub TopKit
			➡	Orga 09457→; + ABS		03.0137-0446.2 650446	Ø 203 x 39 + HEB
						03.0520-7720.3 697720	TRW Ø 203 x 39 Ø 20,64 + RZ / + Zub TopKit
1.6	81	05/05→07/08	➡			03.0137-0446.2 650446	Ø 203 x 39 + HEB
1.6 16V	79	06/01→04/05				03.0520-7720.3 697720	TRW Ø 203 x 39 Ø 20,64 + RZ / + Zub TopKit
1.6 8V	66	05/99→10/03	➡	→ 12/00; + ABS		03.0137-0312.2 650312	TRW Ø 203 x 38
						03.0520-6420.3 696420	TRW Ø 203 x 39 Ø 20,64 + RZ / + Zub TopKit
			➡	→ 12/00; - ABS		03.0137-0354.2 650354	BDX Ø 180 x 32 + HEB
						03.0520-4819.3 694819	BDX Ø 180 x 32 Ø 19,05 + RZ / - RZR / + Zub TopKit
						03.0520-6520.3 696520	BDX Ø 180 x 32 Ø 20,64 + RZ / + Zub TopKit
1.6 i	65	09/98→12/00	➡	+ ABS		03.0137-0312.2 650312	TRW Ø 203 x 38
						03.0520-6420.3 696420	TRW Ø 203 x 39 Ø 20,64 + RZ / + Zub TopKit
			➡	- ABS		03.0137-0354.2 650354	BDX Ø 180 x 32 + HEB
						03.0520-4819.3 694819	BDX Ø 180 x 32 Ø 19,05 + RZ / - RZR / + Zub TopKit
						03.0520-6520.3 696520	BDX Ø 180 x 32 Ø 20,64 + RZ / + Zub TopKit
1.9 D	51	09/98→11/01	➡	→Orga 09456; + ABS		03.0137-0312.2 650312	TRW Ø 203 x 38
						03.0520-6420.3 696420	TRW Ø 203 x 39 Ø 20,64 + RZ / + Zub TopKit
			➡	- ABS		03.0137-0354.2 650354	BDX Ø 180 x 32 + HEB
						03.0520-4819.3 694819	BDX Ø 180 x 32 Ø 19,05 + RZ / - RZR / + Zub TopKit
						03.0520-6520.3 696520	BDX Ø 180 x 32 Ø 20,64 + RZ / + Zub TopKit
			➡	Orga 09457→; + ABS		03.0137-0446.2 650446	Ø 203 x 39 + HEB
						03.0520-7720.3 697720	TRW Ø 203 x 39 Ø 20,64 + RZ / + Zub TopKit
2.0 HDI 90	66	12/99→	➡	→Orga 09456		03.0137-0312.2 650312	TRW Ø 203 x 38
						03.0520-6420.3 696420	TRW Ø 203 x 39 Ø 20,64 + RZ / + Zub TopKit
			➡	Orga 09457→; → 02/09		03.0137-0446.2 650446	Ø 203 x 39 + HEB
						03.0520-7720.3 697720	TRW Ø 203 x 39 Ø 20,64 + RZ / + Zub TopKit
<b>Seilzug, Feststellbremse</b>							
1.1	40	08/98→07/00	➡	⬇; 09/98→; →Orga 11108; Trommelbremse	2	24.3727-0830.2 580830	L= 1.638
1.1 i	44	09/98→	➡	⬇; →Orga 11108; Trommelbremse	2	24.3727-0830.2 580830	L= 1.638
1.4 CNG	55	05/06→09/07					
1.4 HDi	51	09/02→02/07					
1.4 HDi eco 70	50	09/01→					
1.4 i	55	09/98→					
1.4 LPG	55	05/06→09/07					
1.9 D	51	09/98→11/01					
2.0 HDI 90	66	12/99→					
1.4 16V	65	10/03→	➡	⬇; →Orga 11108; Scheibenbremse	2	24.3727-0833.2 580833	L= 1.707
1.6	81	05/05→07/08					
1.6 16V	79	06/01→04/05					
1.6 16V	80	12/00→					
1.6 HDi 110	80	05/04→					
2.0 RC	130	07/03→					
↓							

	kw			 	! #		
<b>PEUGEOT - 206 Schrägheck (2A/C) 08/98→</b>							
 <b>Seilzug, Feststellbremse</b>							
1.6 8V	66	05/99→10/03	➡	⬇️; → 12/00; Trommelbremse	2	24.3727-0830.2 580830	L= 1.638
1.6 i	65	09/98→12/00	➡	⬇️; Trommelbremse	2	24.3727-0830.2 580830	L= 1.638
2.0 S16	99	04/99→10/00	➡	⬇️; Scheibenbremse	2	24.3727-0833.2 580833	L= 1.707
2.0 S16	100	06/99→	➡	⬇️; 10/00→; →Orga 11108; Scheibenbremse	2	24.3727-0833.2 580833	L= 1.707
<b>PEUGEOT - 206 Stufenheck 03/07→</b>							
 <b>Radbremszylinder</b>							
1.4	55	03/07→	➡	→ 02/09; - ABS		24.3219-1112.3 020311	BDX Ø 19,05 GG
1.4 HDi eco 70	50	09/08→	➡	⬇️; → 02/09; - ABS		24.3220-1617.3 020244	BDX Ø 20,64 GG
			➡	⬇️; → 02/09; - ABS		24.3220-1618.3 020245	BDX Ø 20,64 GG
			➡	→ 02/09; + ABS		24.3220-1717.3 020430	TRW Ø 20,64 ALU
1.6 16V	80	03/07→	➡	→ 02/09		24.3220-1717.3 020430	TRW Ø 20,64 ALU
<b>Zubehörsatz, Bremsbacken</b>							
1.4	55	03/07→	➡	→ 02/09; - ABS		03.0137-9088.2 669088	BDX
1.4 HDi eco 70	50	09/08→	➡	→ 02/09; + ABS		03.0137-9278.2 669278	
1.6 16V	80	03/07→	➡	→ 02/09		03.0137-9278.2 669278	
 <b>Bremstrommel</b>							
1.4	55	03/07→	➡	→ 02/09; - ABS		24.0218-0020.1 480074	Ø 180,0 x 46 / 181
1.4 HDi eco 70	50	09/08→	➡			24.0218-0720.2 480205	- RLG / - ABS Ring
			➡			24.0220-3029.1 480179	Ø 180,0 x 46 / 181
			➡	→ 02/09; + ABS		24.0220-3729.2 480217	+ RLG / - ABS Ring
			➡			24.0220-3729.2 480217	Ø 203,0 x 42 / 204,5
			➡			24.0220-3729.2 480217	- RLG / - ABS Ring
1.6 16V	80	03/07→	➡	→ 02/09		24.0220-3013.1 480089	Ø 203,0 x 42 / 204,5
			➡			24.0220-3013.1 480089	+ RLG / + ABS Ring
			➡			24.0220-3013.1 480089	Ø 203,0 x 46,5 / 204,5
			➡			24.0220-3013.1 480089	- RLG / - ABS Ring
 <b>Bremsbackensatz</b>							
1.4	55	03/07→	➡	→ 02/09; - ABS		03.0137-0354.2 650354	BDX Ø 180 x 32 + HEB
			➡	→ 02/09; + ABS		03.0137-0446.2 650446	Ø 203 x 39 + HEB
			➡			03.0520-7720.3 697720	TRW Ø 203 x 39 Ø 20,64
			➡			03.0520-7720.3 697720	+ RZ / + Zub TopKit
1.4 HDi eco 70	50	09/08→	➡	→ 02/09; - ABS		03.0137-0354.2 650354	BDX Ø 180 x 32 + HEB
			➡			03.0520-4819.3 694819	BDX Ø 180 x 32 Ø 19,05
			➡			03.0520-4819.3 694819	+ RZ / - RZR / + Zub TopKit
			➡			03.0520-6520.3 696520	BDX Ø 180 x 32 Ø 20,64
			➡			03.0520-6520.3 696520	+ RZ / + Zub TopKit
			➡	→ 02/09; + ABS		03.0137-0446.2 650446	Ø 203 x 39 + HEB
			➡			03.0520-7720.3 697720	TRW Ø 203 x 39 Ø 20,64
			➡			03.0520-7720.3 697720	+ RZ / + Zub TopKit
1.6 16V	80	03/07→	➡	→ 02/09		03.0137-0446.2 650446	Ø 203 x 39 + HEB
			➡			03.0520-7720.3 697720	TRW Ø 203 x 39 Ø 20,64
			➡			03.0520-7720.3 697720	+ RZ / + Zub TopKit
 <b>Seilzug, Feststellbremse</b>							
1.4	55	03/07→	➡	⬇️; →Orga 11108; Trommelbremse	2	24.3727-0830.2 580830	L= 1.638
1.6 16V	80	03/07→	➡	⬇️; →Orga 11108; Scheibenbremse	2	24.3727-0833.2 580833	L= 1.707
<b>PEUGEOT - 206 SW (2E/K) 07/02→</b>							
 <b>Radbremszylinder</b>							
1.1	44	07/02→	➡	→ 05/07		24.3220-1717.3 020430	TRW Ø 20,64 ALU
1.4	55	07/02→	➡				
1.4 HDi	50	07/02→	➡				
2.0 HDi	66	07/02→	➡				
<b>Zubehörsatz, Bremsbacken</b>							
1.1	44	07/02→	➡	→Orga 09456		03.0137-9158.2 669158	TRW
1.4	55	07/02→	➡				
1.4 HDi	50	07/02→	➡	Orga 09457→; → 05/07		03.0137-9278.2 669278	
2.0 HDi	66	07/02→	➡				














	kw			 	! #		
<b>PEUGEOT - 206 SW (2E/K) 07/02→</b>							
<b>Bremstrommel</b>							
1.1	44	07/02→	➡	→Orga 10254		24.0220-3013.1 480089	Ø 203,0 x 46,5 / 204,5 - RLG / - ABS Ring
1.4	55	07/02→					
1.4 HDi	50	07/02→				24.0220-3029.1 480179	Ø 203,0 x 42 / 204,5 - RLG / - ABS Ring
2.0 HDi	66	07/02→	➡	Orga 10255→; → 05/07		24.0220-3729.2 480217	Ø 203,0 x 42 / 204,5 + RLG / + ABS Ring
<b>Bremsbackensatz</b>							
1.1	44	07/02→	➡	→Orga 09456		03.0137-0312.2 650312	TRW Ø 203 x 38
1.4	55	07/02→				03.0520-6420.3 696420	TRW Ø 203 x 39 Ø 20,64 + RZ / + Zub TopKit
1.4 HDi	50	07/02→					
2.0 HDi	66	07/02→	➡	Orga 09457→; → 05/07		03.0137-0446.2 650446	Ø 203 x 39 + HEB
						03.0520-7720.3 697720	TRW Ø 203 x 39 Ø 20,64 + RZ / + Zub TopKit
<b>Seilzug, Feststellbremse</b>							
1.1	44	07/02→	➡	⬇; →Orga 11108; Trommelbremse	2	24.3727-0830.2 580830	L= 1.638
1.4	55	07/02→					
1.4 HDi	50	07/02→					
2.0 HDi	66	07/02→					
1.4 16V	65	10/03→	➡	⬇; →Orga 11108; Scheibenbremse	2	24.3727-0833.2 580833	L= 1.707
1.6	81	05/05→07/08	➡	⬇; → 05/07; Scheibenbremse	2	24.3727-0833.2 580833	L= 1.707
1.6 16V	80	07/02→					
1.6 HDi 110	80	05/04→					
2.0 16V	100	07/02→					
<b>PEUGEOT - 206 Van 04/99→03/09</b>							
<b>Radbremszylinder</b>							
1.4 HDi	50	09/01→03/09	➡	→ 02/09; - ABS		24.3219-1112.3 020311	BDX Ø 19,05 GG
			➡	☐; → 02/09; - ABS		24.3220-1617.3 020244	BDX Ø 20,64 GG
			➡	☐; → 02/09; - ABS		24.3220-1618.3 020245	BDX Ø 20,64 GG
			➡	→ 02/09; + ABS		24.3220-1717.3 020430	TRW Ø 20,64 ALU
1.9 D	51	04/99→05/07	➡	- ABS		24.3219-1112.3 020311	BDX Ø 19,05 GG
			➡	+ ABS		24.3220-1717.3 020430	TRW Ø 20,64 ALU
<b>Zubehörsatz, Bremsbacken</b>							
1.4 HDi	50	09/01→03/09	➡	→ 02/09; - ABS		03.0137-9088.2 669088	BDX
			➡	→Orga 09456; + ABS		03.0137-9158.2 669158	TRW
			➡	Orga 09457→; → 02/09; + ABS		03.0137-9278.2 669278	
1.9 D	51	04/99→05/07	➡	- ABS		03.0137-9088.2 669088	BDX
			➡	→Orga 09456; + ABS		03.0137-9158.2 669158	TRW
			➡	Orga 09457→; + ABS		03.0137-9278.2 669278	
<b>Bremstrommel</b>							
1.4 HDi	50	09/01→03/09	➡	→ 02/09; - ABS		24.0218-0020.1 480074	Ø 180,0 x 46 / 181 - RLG / - ABS Ring
			➡	→Orga 10254; + ABS		24.0218-0720.2 480205	Ø 180,0 x 46 / 181 + RLG / - ABS Ring
			➡	Orga 10255→; → 02/09; + ABS		24.0220-3013.1 480089	Ø 203,0 x 46,5 / 204,5 - RLG / - ABS Ring
						24.0220-3029.1 480179	Ø 203,0 x 42 / 204,5 - RLG / - ABS Ring
						24.0220-3729.2 480217	Ø 203,0 x 42 / 204,5 + RLG / + ABS Ring
1.9 D	51	04/99→05/07	➡	- ABS		24.0218-0020.1 480074	Ø 180,0 x 46 / 181 - RLG / - ABS Ring
						24.0218-0720.2 480205	Ø 180,0 x 46 / 181 + RLG / - ABS Ring
			➡	+ ABS		24.0220-3013.1 480089	Ø 203,0 x 46,5 / 204,5 - RLG / - ABS Ring
<b>Bremsbackensatz</b>							
1.4 HDi	50	09/01→03/09	➡	→Orga 09456; + ABS		03.0137-0312.2 650312	TRW Ø 203 x 38
			➡	→ 02/09; - ABS		03.0520-6420.3 696420	TRW Ø 203 x 39 Ø 20,64 + RZ / + Zub TopKit
			➡	→ 02/09; - ABS		03.0137-0354.2 650354	BDX Ø 180 x 32 + HEB










	kw				! #		
<b>PEUGEOT - 206 Van 04/99→03/09</b>							
 <b>Bremsbackensatz</b>							
1.4 HDi	50	09/01→03/09	➔	→ 02/09; - ABS		<b>03.0520-4819.3 694819</b>	BDX Ø 180 x 32 Ø 19,05 + RZ / - RZR / + Zub TopKit
			➔	Orga 09457→; → 02/09; + ABS		<b>03.0520-6520.3 696520</b>	BDX Ø 180 x 32 Ø 20,64 + RZ / + Zub TopKit
			➔	Orga 09457→; → 02/09; + ABS		<b>03.0137-0446.2 650446</b>	Ø 203 x 39 + HEB
			➔	Orga 09457→; → 02/09; + ABS		<b>03.0520-7720.3 697720</b>	TRW Ø 203 x 39 Ø 20,64 + RZ / + Zub TopKit
1.9 D	51	04/99→05/07	➔	→Orga 09456; + ABS		<b>03.0137-0312.2 650312</b>	TRW Ø 203 x 38
			➔	→Orga 09456; + ABS		<b>03.0520-6420.3 696420</b>	TRW Ø 203 x 39 Ø 20,64 + RZ / + Zub TopKit
			➔	- ABS		<b>03.0137-0354.2 650354</b>	BDX Ø 180 x 32 + HEB
			➔	- ABS		<b>03.0520-4819.3 694819</b>	BDX Ø 180 x 32 Ø 19,05 + RZ / - RZR / + Zub TopKit
			➔	Orga 09457→; + ABS		<b>03.0137-0446.2 650446</b>	Ø 203 x 39 + HEB
			➔	Orga 09457→; + ABS		<b>03.0520-7720.3 697720</b>	TRW Ø 203 x 39 Ø 20,64 + RZ / + Zub TopKit
 <b>Seilzug, Feststellbremse</b>							
1.4 HDi	50	09/01→03/09	➔	↓; →Orga 11108; Trommelbremse	2	<b>24.3727-0830.2 580830</b>	L= 1.638
1.9 D	51	04/99→05/07					
<b>PEUGEOT - 206+ (T3E) 01/09→</b>							
 <b>Radbremszylinder</b>							
1.1	44	01/09→	➔	für Fahrzeuge mit Bremskraftregler;		<b>24.3219-1112.3 020311</b>	BDX Ø 19,05 GG
1.4 HDi eco 70	50	01/09→	➔	→ 05/13; - ABS			
1.4 i	54	09/10→	➔	☐; - ABS; → 05/13		<b>24.3220-1617.3 020244</b>	BDX Ø 20,64 GG
1.4 i	55	01/09→	➔	☐; - ABS; → 05/13		<b>24.3220-1618.3 020245</b>	BDX Ø 20,64 GG
			➔	+ ABS; → 05/13;		<b>24.3220-1717.3 020430</b>	TRW Ø 20,64 ALU
			➔	für Fahrzeuge mit elektronischer Bremskraftverteilung (EBD)			
1.6 16V	80	07/10→	➔	07/12→ 05/13; - ABS;		<b>24.3219-1112.3 020311</b>	BDX Ø 19,05 GG
			➔	für Fahrzeuge mit Bremskraftregler			
			➔	☐; 07/12→ 05/13; - ABS		<b>24.3220-1617.3 020244</b>	BDX Ø 20,64 GG
			➔	☐; 07/12→ 05/13; - ABS		<b>24.3220-1618.3 020245</b>	BDX Ø 20,64 GG
			➔	+ ABS; → 05/13;		<b>24.3220-1717.3 020430</b>	TRW Ø 20,64 ALU
			➔	für Fahrzeuge mit elektronischer Bremskraftverteilung (EBD)			
<b>Zubehörsatz, Bremsbacken</b>							
1.1	44	01/09→	➔	- ABS; → 05/13		<b>03.0137-9088.2 669088</b>	BDX
1.4 HDi eco 70	50	01/09→					
1.4 i	54	09/10→	➔	+ ABS; → 05/13;		<b>03.0137-9278.2 669278</b>	
1.4 i	55	01/09→					
1.6 16V	80	07/10→					
 <b>Bremstrommel</b>							
1.1	44	01/09→	➔	- ABS; → 05/13		<b>24.0218-0020.1 480074</b>	Ø 180,0 x 46 / 181
1.4 HDi eco 70	50	01/09→					- RLG / - ABS Ring
1.4 i	54	09/10→				<b>24.0218-0720.2 480205</b>	Ø 180,0 x 46 / 181
1.4 i	55	01/09→					+ RLG / - ABS Ring
1.6 16V	80	07/10→	➔	→ 05/13; + ABS		<b>24.0220-3013.1 480089</b>	Ø 203,0 x 46,5 / 204,5
							- RLG / - ABS Ring
			➔	+ ABS; → 05/13;		<b>24.0220-3029.1 480179</b>	Ø 203,0 x 42 / 204,5
			➔	für Fahrzeuge mit elektronischer Bremskraftverteilung (EBD)		<b>24.0220-3729.2 480217</b>	Ø 203,0 x 42 / 204,5
							+ RLG / + ABS Ring
 <b>Bremsbackensatz</b>							
1.1	44	01/09→	➔	- ABS; → 05/13		<b>03.0137-0354.2 650354</b>	BDX Ø 180 x 32 + HEB
1.4 HDi eco 70	50	01/09→					
1.4 i	54	09/10→	➔	+ ABS; → 05/13;		<b>03.0137-0446.2 650446</b>	Ø 203 x 39 + HEB
1.4 i	55	01/09→				<b>03.0520-7720.3 697720</b>	TRW Ø 203 x 39 Ø 20,64
1.6 16V	80	07/10→					+ RZ / + Zub TopKit
 <b>Seilzug, Feststellbremse</b>							
1.1	44	01/09→	➔	↓; → 05/13; Trommelbremse	2	<b>24.3727-0830.2 580830</b>	L= 1.638
1.4 HDi eco 70	50	01/09→					
1.4 i	54	09/10→					
1.4 i	55	01/09→					
1.6 16V	80	07/10→					













	kW				! #		
<b>PEUGEOT - 207 (WA_, WC_) 02/06→</b>							
<b> Radbremszylinder</b>							
1.4	53	02/06→	➔	☐; - ABS; → 06/12		24.3220-1611.3 020238	BDX Ø 20,64 GG
1.4 HDi	50	02/06→	➔	☐; - ABS; → 06/12		24.3220-1612.3 020239	BDX Ø 20,64 GG
1.4 HDi	52	02/11→	➔	+ ABS; → 06/12		24.3220-1732.3 020514	BOS Ø 20,64 ALU
1.4	54	12/07→	➔	☐; - ABS; → 06/12		24.3220-1611.3 020238	BDX Ø 20,64 GG
1.4	55	08/08→	➔	☐; - ABS; → 06/12		24.3220-1612.3 020239	BDX Ø 20,64 GG
1.4 Bioflex	60	08/08→	➔	→ 06/12		24.3220-1732.3 020514	BOS Ø 20,64 ALU
1.4 16V	65	02/06→	➔	→ 06/12		24.3220-1732.3 020514	BOS Ø 20,64 ALU
1.4 16V	72	10/09→					
1.6 HDi	66	02/06→					
1.6 HDi	68	11/09→					
1.4 16V	70	06/07→	➔	08/07→ 06/12		24.3220-1732.3 020514	BOS Ø 20,64 ALU
<b>Zubehörsatz, Bremsbacken</b>							
1.4	53	02/06→	➔	→ 06/12		03.0137-9228.2 669228	BDX
1.4	54	12/07→					
1.4	55	08/08→					
1.4 16V	65	02/06→					
1.4 16V	72	10/09→					
1.4 Bioflex	60	08/08→					
1.4 HDi	50	02/06→					
1.4 HDi	52	02/11→					
1.6 HDi	66	02/06→					
1.6 HDi	68	11/09→					
1.4 16V	70	06/07→	➔	08/07→ 06/12		03.0137-9228.2 669228	BDX
<b> Bremstrommel</b>							
1.4	53	02/06→	➔	→ 06/12		24.0222-9701.2 480219	Ø 228,6 x 51 / 230,1 + RLG / + ABS Ring
1.4	54	12/07→					
1.4	55	08/08→					
1.4 16V	65	02/06→					
1.4 16V	72	10/09→					
1.4 Bioflex	60	08/08→					
1.4 HDi	50	02/06→					
1.4 HDi	52	02/11→					
1.6 HDi	66	02/06→					
1.6 HDi	68	11/09→					
1.4 16V	70	06/07→	➔	08/07→ 06/12		24.0222-9701.2 480219	Ø 228,6 x 51 / 230,1 + RLG / + ABS Ring
<b> Bremsbackensatz</b>							
1.4	53	02/06→	➔	→ 06/12		03.0137-0491.2 650491	Ø 228 x 42 + HEB
1.4	54	12/07→	➔	+ ABS; → 06/12		03.0520-9420.3 699420	BOS Ø 228 x 42 Ø 20,64 + RZ / + Zub TopKit
1.4	55	08/08→					
1.4 Bioflex	60	08/08→					
1.4 HDi	50	02/06→					
1.4 HDi	52	02/11→					
1.4 16V	65	02/06→	➔	→ 06/12		03.0137-0491.2 650491	Ø 228 x 42 + HEB
1.4 16V	72	10/09→				03.0520-9420.3 699420	BOS Ø 228 x 42 Ø 20,64 + RZ / + Zub TopKit
1.6 HDi	66	02/06→					
1.6 HDi	68	11/09→					
1.4 16V	70	06/07→	➔	08/07→ 06/12		03.0137-0491.2 650491 03.0520-9420.3 699420	Ø 228 x 42 + HEB BOS Ø 228 x 42 Ø 20,64 + RZ / + Zub TopKit
<b> Seilzug, Feststellbremse</b>							
1.4	53	02/06→	➔	☒; → 06/12; Trommelbremse	2	24.3727-0846.2 580846	L= 1.796
1.4	54	12/07→					
1.4	55	08/08→					
1.4 16V	65	02/06→					
1.4 16V	72	10/09→					
1.4 Bioflex	60	08/08→					
1.4 HDi	50	02/06→					
1.4 HDi	52	02/11→					
1.6 HDi	68	11/09→					
1.4 16V	70	06/07→	➔	☒; 08/07→ 06/12; Trommelbremse	2	24.3727-0846.2 580846	L= 1.796
1.6	81	08/08→	➔	☒; →Orga 11634; Scheibenbremse	2	24.3727-0845.2 580845	L= 1.905
1.6	90	09/07→12/13	➔				
1.6 16V	80	02/06→	➔	☒; Orga 11635→; → 06/12; Scheibenbremse	2	24.3727-0855.2 580855	L= 1.910
1.6 16V RC	128	02/07→					
1.6 16V Turbo	110	02/06→					
1.6 16V Turbo	115	10/09→					
1.6 16V VTi	88	02/07→					
1.6 HDi	80	02/06→					
1.6 HDi 110	82	08/09→					
↓							









	kW					! #		
<b>PEUGEOT - 207 (WA_, WC_) 02/06→</b>								
 <b>Seilzug, Feststellbremse</b>								
1.6 HDi	66	02/06→	➡	☑; →Orga 11634; Scheibenbremse	2	24.3727-0845.2	580845	L= 1.905
			➡	☑; → 06/12; Trommelbremse	2	24.3727-0846.2	580846	L= 1.796
			➡	☑; Orga 11635→; → 06/12; Scheibenbremse	2	24.3727-0855.2	580855	L= 1.910
<b>PEUGEOT - 207 CC (WD_) 02/07→</b>								
 <b>Seilzug, Feststellbremse</b>								
1.6	90	09/10→12/11	➡	☑; →Orga 1163482; Scheibenbremse	2	24.3727-0845.2	580845	L= 1.905
1.6 16V	88	02/07→	➡	☑; Orga 1163582→; Scheibenbremse	2	24.3727-0855.2	580855	L= 1.910
1.6 16V Turbo	110	02/07→						
1.6 16V Turbo	115	10/09→						
1.6 HDi	80	02/07→						
1.6 HDi	82	08/09→						
<b>PEUGEOT - 207 Stufenheck 12/07→</b>								
 <b>Radbremszylinder</b>								
1.4	54	12/07→	➡	☐; - ABS; → 06/12		24.3220-1611.3	020238	BDX Ø 20,64 GG
			➡	☐; - ABS; → 06/12		24.3220-1612.3	020239	BDX Ø 20,64 GG
			➡	→ 06/12		24.3220-1732.3	020514	BOS Ø 20,64 ALU
<b>Zubehörsatz, Bremsbacken</b>								
1.4	54	12/07→	➡	→ 06/12		03.0137-9228.2	669228	BDX
 <b>Bremstrommel</b>								
1.4	54	12/07→	➡	→ 06/12		24.0222-9701.2	480219	Ø 228,6 x 51 / 230,1 + RLG / + ABS Ring
 <b>Bremsbackensatz</b>								
1.4	54	12/07→	➡	→ 06/12		03.0137-0491.2	650491	Ø 228 x 42 + HEB
			➡	+ ABS; → 06/12		03.0520-9420.3	699420	BOS Ø 228 x 42 Ø 20,64 + RZ / + Zub TopKit
 <b>Seilzug, Feststellbremse</b>								
1.4	54	12/07→	➡	☑; → 06/12; Trommelbremse	2	24.3727-0846.2	580846	L= 1.796
<b>PEUGEOT - 207 SW (WK_) 02/07→</b>								
 <b>Radbremszylinder</b>								
1.4	54	06/07→	➡	→ 07/13; + ABS		24.3220-1611.3	020238	BDX Ø 20,64 GG
1.6 HDi	66	06/07→	➡	☐; → 07/13; - ABS		24.3220-1611.3	020238	BDX Ø 20,64 GG
			➡	☐; → 07/13; - ABS		24.3220-1612.3	020239	BDX Ø 20,64 GG
1.4 16V	70	06/07→	➡	→ 07/13; + ABS		24.3220-1611.3	020238	BDX Ø 20,64 GG
1.4 16V	72	11/09→						
1.6 HDi	68	11/09→						
<b>Zubehörsatz, Bremsbacken</b>								
1.4	54	06/07→	➡	→ 07/13		03.0137-9228.2	669228	BDX
1.4 16V	70	06/07→						
1.4 16V	72	11/09→						
1.6 HDi	66	06/07→						
1.6 HDi	68	11/09→						
 <b>Bremstrommel</b>								
1.4	54	06/07→	➡	→ 07/13		24.0222-9701.2	480219	Ø 228,6 x 51 / 230,1 + RLG / + ABS Ring
1.4 16V	70	06/07→						
1.4 16V	72	11/09→						
1.6 HDi	66	06/07→						
1.6 HDi	68	11/09→						
 <b>Bremsbackensatz</b>								
1.4	54	06/07→	➡	→ 07/13		03.0137-0491.2	650491	Ø 228 x 42 + HEB
1.4 16V	70	06/07→	➡	→ 07/13; + ABS		03.0520-9420.3	699420	BOS Ø 228 x 42 Ø 20,64 + RZ / + Zub TopKit
1.4 16V	72	11/09→						
1.6 HDi	66	06/07→						
1.6 HDi	68	11/09→						
 <b>Seilzug, Feststellbremse</b>								
1.4	54	06/07→	➡	☑; → 07/13; Trommelbremse	2	24.3727-0846.2	580846	L= 1.796
1.4 16V	70	06/07→						
1.4 16V	72	11/09→						
↓								











	kw			 	! #		
<b>PEUGEOT - 207 SW (WK_) 02/07→</b>							
 <b>Seilzug, Feststellbremse</b>							
1.6 16V	88	06/07→	➔	☑; →Orga 11634; Scheibenbremse	2	24.3727-0845.2 580845	L= 1.905
1.6 16V Turbo	110	02/07→	➔	☑; →Orga 11635→; → 07/13;	2	24.3727-0855.2 580855	L= 1.910
1.6 HDi	66	06/07→		Scheibenbremse			
1.6 HDi	68	11/09→					
1.6 HDi	80	06/07→					
1.6 HDi	82	08/09→					
1.6 16V RC	128	02/07→	➔	☑; 11/07→; →Orga 11634;	2	24.3727-0845.2 580845	L= 1.905
				Scheibenbremse			
			➔	☑; →Orga 11635→; → 07/13;	2	24.3727-0855.2 580855	L= 1.910
				Scheibenbremse			
<b>PEUGEOT - 207 Van 04/07→</b>							
 <b>Radbremszylinder</b>							
1.4	54	06/07→10/08	➔	☐; - ABS		24.3220-1611.3 020238	BDX Ø 20,64 GG
			➔	☐; - ABS		24.3220-1612.3 020239	BDX Ø 20,64 GG
			➔	+ ABS		24.3220-1732.3 020514	BOS Ø 20,64 ALU
1.4 HDi	50	04/07→	➔	☐; - ABS; → 06/12		24.3220-1611.3 020238	BDX Ø 20,64 GG
			➔	☐; - ABS; → 06/12		24.3220-1612.3 020239	BDX Ø 20,64 GG
			➔	+ ABS; → 06/12		24.3220-1732.3 020514	BOS Ø 20,64 ALU
1.6 HDi	66	04/07→	➔	→ 06/12		24.3220-1732.3 020514	BOS Ø 20,64 ALU
1.6 HDi	68	11/09→					
<b>Zubehörsatz, Bremsbacken</b>							
1.4	54	06/07→10/08	➔			03.0137-9228.2 669228	BDX
1.4 HDi	50	04/07→	➔	→ 06/12		03.0137-9228.2 669228	BDX
1.6 HDi	66	04/07→					
1.6 HDi	68	11/09→					
 <b>Bremstrommel</b>							
1.4	54	06/07→10/08	➔			24.0222-9701.2 480219	Ø 228,6 x 51 / 230,1 + RLG / + ABS Ring
1.4 HDi	50	04/07→	➔	→ 06/12		24.0222-9701.2 480219	Ø 228,6 x 51 / 230,1 + RLG / + ABS Ring
1.6 HDi	66	04/07→					
1.6 HDi	68	11/09→					
 <b>Bremsbackensatz</b>							
1.4	54	06/07→10/08	➔			03.0137-0491.2 650491	Ø 228 x 42 + HEB
			➔	+ ABS		03.0520-9420.3 699420	BOS Ø 228 x 42 Ø 20,64 + RZ / + Zub TopKit
1.4 HDi	50	04/07→	➔	→ 06/12		03.0137-0491.2 650491	Ø 228 x 42 + HEB
			➔	+ ABS; → 06/12		03.0520-9420.3 699420	BOS Ø 228 x 42 Ø 20,64 + RZ / + Zub TopKit
1.6 HDi	66	04/07→	➔	→ 06/12		03.0137-0491.2 650491	Ø 228 x 42 + HEB
1.6 HDi	68	11/09→				03.0520-9420.3 699420	BOS Ø 228 x 42 Ø 20,64 + RZ / + Zub TopKit
 <b>Seilzug, Feststellbremse</b>							
1.4	54	06/07→10/08	➔	☑; Trommelbremse	2	24.3727-0846.2 580846	L= 1.796
1.4 HDi	50	04/07→	➔	☑; → 06/12; Trommelbremse	2	24.3727-0846.2 580846	L= 1.796
1.6 HDi	66	04/07→	➔	☑; →Orga 11634; Scheibenbremse	2	24.3727-0845.2 580845	L= 1.905
1.6 HDi	68	11/09→	➔	☑; → 06/12; Trommelbremse	2	24.3727-0846.2 580846	L= 1.796
			➔	☑; →Orga 11635→; → 06/12;	2	24.3727-0855.2 580855	L= 1.910
				Scheibenbremse			
<b>PEUGEOT - 208 03/12→</b>							
 <b>Radbremszylinder</b>							
1.0	50	03/12→	➔	Br.trommeldurchm.innen [Zoll]: 9		24.3220-1732.3 020514	BOS Ø 20,64 ALU
1.2	60	03/12→					
1.2 GPL	60	06/15→	➔	Br.trommeldurchm.innen [Zoll]: 8		24.3220-1743.3 020556	Ø 20,64 ALU
1.2 THP	81	01/13→					
1.4 GPL	70	10/13→					
1.4 HDi	50	03/12→					
1.4 VTi	70	03/12→					
1.6	88	03/12→					
1.6	115	03/12→					
1.6 BlueHDi 100	73	01/15→					
1.6 BlueHDi 120	88	11/13→					
1.6 HDi	68	03/12→					
1.6 HDi	69	09/16→					








	kw			 	! #		
<b>PEUGEOT - 208 03/12→</b>							
 <b>Radbremszylinder</b>							
1.6 HDi	84	03/12→	➔	Br.trommeldurchm.innen [Zoll]: 9	<b>24.3220-1732.3</b>	<b>020514</b>	BOS Ø 20,64 ALU
1.6 HDi	85	04/14→		Br.trommeldurchm.innen [Zoll]: 8	<b>24.3220-1743.3</b>	<b>020556</b>	Ø 20,64 ALU
1.6 HDi / BlueHDi 75	55	01/13→					
1.6 THP 165	121	03/15→					
<b>Zubehörsatz, Bremsbacken</b>							
1.0	50	03/12→	➔		<b>03.0137-9281.2</b>	<b>669281</b>	
1.2	60	03/12→					
1.2 GPL	60	06/15→					
1.2 THP	81	01/13→					
1.4 GPL	70	10/13→					
1.4 HDi	50	03/12→					
1.4 VTi	70	03/12→					
1.6	88	03/12→					
1.6	115	03/12→					
1.6 BlueHDi 100	73	01/15→					
1.6 BlueHDi 120	88	11/13→					
1.6 HDi	68	03/12→					
1.6 HDi	69	09/16→					
1.6 HDi	84	03/12→					
1.6 HDi	85	04/14→					
1.6 HDi / BlueHDi 75	55	01/13→					
1.6 THP 165	121	03/15→					
<b>Bremstrommel</b>							
1.0	50	03/12→	➔	Br.trommeldurchm.innen [Zoll]: 9	<b>24.0222-9701.2</b>	<b>480219</b>	Ø 228,6 x 51 / 230,1 + RLG / + ABS Ring
1.2	60	03/12→					
1.2 GPL	60	06/15→					
1.2 THP	81	01/13→					
1.4 GPL	70	10/13→					
1.4 HDi	50	03/12→					
1.4 VTi	70	03/12→					
1.6	88	03/12→					
1.6	115	03/12→					
1.6 BlueHDi 100	73	01/15→					
1.6 BlueHDi 120	88	11/13→					
1.6 HDi	68	03/12→					
1.6 HDi	69	09/16→					
1.6 HDi	84	03/12→					
1.6 HDi	85	04/14→					
1.6 HDi / BlueHDi 75	55	01/13→					
1.6 THP 165	121	03/15→					
<b>Bremsbackensatz</b>							
1.0	50	03/12→	➔	→Orga 14482	<b>03.0137-0491.2</b>	<b>650491</b>	Ø 228 x 42 + HEB
1.2	60	03/12→					
1.2 GPL	60	06/15→					
1.2 THP	81	01/13→					
1.4 GPL	70	10/13→					
1.4 HDi	50	03/12→					
1.4 VTi	70	03/12→					
1.6	88	03/12→					
1.6	115	03/12→					
1.6 BlueHDi 100	73	01/15→					
1.6 BlueHDi 120	88	11/13→					
1.6 HDi	68	03/12→					
1.6 HDi	69	09/16→					
1.6 HDi	84	03/12→					
1.6 HDi	85	04/14→					
1.6 HDi / BlueHDi 75	55	01/13→					
1.6 THP 165	121	03/15→					
<b>PEUGEOT - 208 Kasten 10/12→</b>							
 <b>Radbremszylinder</b>							
1.4 HDi	50	10/12→	➔	Br.trommeldurchm.innen [Zoll]: 9	<b>24.3220-1732.3</b>	<b>020514</b>	BOS Ø 20,64 ALU
1.6 BlueHDi 75	55	04/15→		Br.trommeldurchm.innen [Zoll]: 8			
1.6 HDi	68	03/14→					
<b>Zubehörsatz, Bremsbacken</b>							
1.4 HDi	50	10/12→	➔		<b>03.0137-9281.2</b>	<b>669281</b>	
1.6 BlueHDi 75	55	04/15→					
1.6 HDi	68	03/14→					
<b>Bremstrommel</b>							
1.4 HDi	50	10/12→	➔	Br.trommeldurchm.innen [Zoll]: 9	<b>24.0222-9701.2</b>	<b>480219</b>	Ø 228,6 x 51 / 230,1 + RLG / + ABS Ring
1.6 BlueHDi 75	55	04/15→					
1.6 HDi	68	03/14→					
↓							








	kw			 	! #		
<b>PEUGEOT - 208 Kasten 10/12→</b>							
 <b>Bremsbackensatz</b>							
1.4 HDi	50	10/12→	➔	→Orga 14482	03.0137-0491.2	650491	Ø 228 x 42 + HEB
1.6 BlueHDi 75	55	04/15→	➔		03.0137-0504.2	650504	BOS Ø 203 x 39 + HEB
1.6 HDi	68	03/14→	➔	→Orga 14482; Br.trommeldurchm.innen [Zoll]: 9	03.0520-9420.3	699420	BOS Ø 228 x 42 Ø 20,64 + RZ / + Zub TopKit
			➔	Br.trommeldurchm.innen [Zoll]: 8	03.0520-9720.3	699720	BOS Ø 203 x 39 Ø 20,64 + RZ / + Zub TopKit
<b>PEUGEOT - 301 11/12→</b>							
 <b>Radbremszylinder</b>							
1.2 VTi 72	53	11/12→	➔	☐; →Orga 14692; - ABS	24.3220-1617.3	020244	BDX Ø 20,64 GG
1.2 VTi 82	60	12/14→	➔	☐; →Orga 14692; - ABS	24.3220-1618.3	020245	BDX Ø 20,64 GG
1.6 BlueHDi 100	73	04/14→	➔				
1.6 HDi 90	68	11/12→	➔	Orga 14693→; Br.trommeldurchm.innen [Zoll]: 9	24.3220-1732.3	020514	BOS Ø 20,64 ALU
1.6 HDi 90	69	09/16→	➔				
1.6 VTi 115	85	11/12→	➔	Orga 14693→; Br.trommeldurchm.innen [Zoll]: 8	24.3220-1743.3	020556	Ø 20,64 ALU
1.6 VTi 115	86	09/16→	➔	→Orga 14692; + ABS	24.3220-1743.3	020556	Ø 20,64 ALU
<b>Zubehörsatz, Bremsbacken</b>							
1.2 VTi 72	53	11/12→	➔	→Orga 14692	03.0137-9281.2	669281	
1.2 VTi 82	60	12/14→					
1.6 BlueHDi 100	73	04/14→					
1.6 HDi 90	68	11/12→					
1.6 HDi 90	69	09/16→					
1.6 VTi 115	85	11/12→					
1.6 VTi 115	86	09/16→					
 <b>Bremstrommel</b>							
1.2 VTi 72	53	11/12→	➔	Br.trommeldurchm.innen [Zoll]: 9	24.0222-9701.2	480219	Ø 228,6 x 51 / 230,1 + RLG / + ABS Ring
1.2 VTi 82	60	12/14→					
1.6 BlueHDi 100	73	04/14→					
1.6 HDi 90	68	11/12→					
1.6 HDi 90	69	09/16→					
1.6 VTi 115	85	11/12→					
1.6 VTi 115	86	09/16→					
 <b>Bremsbackensatz</b>							
1.2 VTi 72	53	11/12→	➔	Orga 14693→; Br.trommeldurchm.innen [Zoll]: 8	03.0137-0504.2	650504	BOS Ø 203 x 39 + HEB
1.2 VTi 82	60	12/14→			03.0520-9720.3	699720	BOS Ø 203 x 39 Ø 20,64 + RZ / + Zub TopKit
1.6 BlueHDi 100	73	04/14→					
1.6 HDi 90	68	11/12→	➔	→Orga 14692; + ABS	03.0137-0504.2	650504	BOS Ø 203 x 39 + HEB
1.6 HDi 90	69	09/16→			03.0520-9720.3	699720	BOS Ø 203 x 39 Ø 20,64 + RZ / + Zub TopKit
1.6 VTi 115	85	11/12→					
1.6 VTi 115	86	09/16→					
<b>PEUGEOT - 306 (7B, N3, N5) 04/93→10/03</b>							
 <b>Radbremszylinder</b>							
1.1	44	06/94→05/01	➔	☐; → 04/97; - ABS	24.3220-1615.3	020242	TRW Ø 20,64 GG
			➔	☐; → 04/97; - ABS	24.3220-1617.3	020244	BDX Ø 20,64 GG
			➔	☐; → 04/97; - ABS	24.3220-1616.3	020243	TRW Ø 20,64 GG
			➔	☐; → 04/97; - ABS	24.3220-1618.3	020245	BDX Ø 20,64 GG
			➔	→ 08/95; + ABS	24.3220-1619.3	020246	TRW Ø 20,64 GG
			➔	→ 04/97; + ABS	24.3220-1702.3	020375	BDX Ø 20,64 GG
			➔	09/95→; →Orga 08729; + ABS	24.3220-1711.3	020409	TRW Ø 20,64 GG
1.4 SL	55	06/94→05/01	➔	☐; 10/94→; - ABS	24.3220-1615.3	020242	TRW Ø 20,64 GG
1.6 SR	65	06/94→10/00	➔		24.3220-1617.3	020244	BDX Ø 20,64 GG
1.9 SLD	47	06/94→05/01	➔	☐; 10/94→; - ABS	24.3220-1616.3	020243	TRW Ø 20,64 GG
1.9 SLD	50	06/94→05/01	➔	☐; 10/94→; - ABS	24.3220-1618.3	020245	BDX Ø 20,64 GG
			➔	10/94→ 08/95; + ABS	24.3220-1619.3	020246	TRW Ø 20,64 GG
			➔	10/94→; + ABS	24.3220-1702.3	020375	BDX Ø 20,64 GG
			➔	09/95→; →Orga 08729; + ABS	24.3220-1711.3	020409	TRW Ø 20,64 GG
			➔	Orga 08730→; + ABS	24.3220-1717.3	020430	TRW Ø 20,64 ALU
1.6	72	10/00→05/01	➔	☐; - ABS	24.3220-1615.3	020242	TRW Ø 20,64 GG
			➔	☐; - ABS	24.3220-1617.3	020244	BDX Ø 20,64 GG
			➔	☐; - ABS	24.3220-1616.3	020243	TRW Ø 20,64 GG
			➔	☐; - ABS	24.3220-1618.3	020245	BDX Ø 20,64 GG
			➔	Orga 08730→; + ABS	24.3220-1717.3	020430	TRW Ø 20,64 ALU
↓							








	kW			 	! #		
<b>PEUGEOT - 306 (7B, N3, N5) 04/93→10/03</b>							
<b> Radbremszylinder</b>							
1.8 1.9 D 1.9 D	74 51 55	10/95→04/97 09/98→05/01 03/98→05/01	➡	☐; - ABS	24.3220-1615.3 020242 24.3220-1617.3 020244	TRW Ø 20,64 GG BDX Ø 20,64 GG	
			➡	☐; - ABS	24.3220-1616.3 020243 24.3220-1618.3 020245	TRW Ø 20,64 GG BDX Ø 20,64 GG	
			➡	+ ABS	24.3220-1702.3 020375	BDX Ø 20,64 GG	
			➡	→Orga 08729; + ABS	24.3220-1711.3 020409	TRW Ø 20,64 GG	
			➡	Orga 08730→; + ABS	24.3220-1717.3 020430	TRW Ø 20,64 ALU	
1.8 ST	74	06/94→05/01	➡	☐; - ABS	24.3220-1615.3 020242 24.3220-1617.3 020244	TRW Ø 20,64 GG BDX Ø 20,64 GG	
			➡	☐; - ABS	24.3220-1616.3 020243 24.3220-1618.3 020245	TRW Ø 20,64 GG BDX Ø 20,64 GG	
			➡	→ 08/95; + ABS	24.3220-1619.3 020246	TRW Ø 20,64 GG	
			➡	+ ABS	24.3220-1702.3 020375	BDX Ø 20,64 GG	
			➡	09/95→; →Orga 08729; + ABS	24.3220-1711.3 020409	TRW Ø 20,64 GG	
			➡	Orga 08730→; + ABS	24.3220-1717.3 020430	TRW Ø 20,64 ALU	
1.9 D	69	02/94→04/97	➡	☐; - ABS; für Fahrzeuge ohne verstärktes Fahrwerk; Türenanzahl: 5	24.3220-1615.3 020242 24.3220-1617.3 020244	TRW Ø 20,64 GG BDX Ø 20,64 GG	
			➡	☐; 10/94→; - ABS	24.3220-1615.3 020242 24.3220-1617.3 020244	TRW Ø 20,64 GG BDX Ø 20,64 GG	
			➡	☐; - ABS; für Fahrzeuge ohne verstärktes Fahrwerk; Türenanzahl: 5	24.3220-1616.3 020243 24.3220-1618.3 020245	TRW Ø 20,64 GG BDX Ø 20,64 GG	
			➡	☐; 10/94→; - ABS	24.3220-1616.3 020243 24.3220-1618.3 020245	TRW Ø 20,64 GG BDX Ø 20,64 GG	
			➡	10/94→ 08/95; + ABS	24.3220-1619.3 020246	TRW Ø 20,64 GG	
			➡	→ 08/95; + ABS	24.3220-1619.3 020246	TRW Ø 20,64 GG	
			➡	10/94→; + ABS	24.3220-1702.3 020375	BDX Ø 20,64 GG	
			➡	- ABS; für Fahrzeuge mit verstärktem Fahrwerk; Türenanzahl: 3	24.3220-1702.3 020375	BDX Ø 20,64 GG	
			➡	+ ABS; für Fahrzeuge ohne verstärktes Fahrwerk	24.3220-1702.3 020375	BDX Ø 20,64 GG	
			➡	09/95→; →Orga 08729	24.3220-1711.3 020409	TRW Ø 20,64 GG	
			➡	Orga 08730→	24.3220-1717.3 020430	TRW Ø 20,64 ALU	
1.9 SRDT	66	06/94→05/01	➡	☐; 10/94→; - ABS	24.3220-1615.3 020242 24.3220-1617.3 020244	TRW Ø 20,64 GG BDX Ø 20,64 GG	
			➡	☐; 10/94→; - ABS	24.3220-1616.3 020243 24.3220-1618.3 020245	TRW Ø 20,64 GG BDX Ø 20,64 GG	
			➡	10/94→ 08/95; + ABS	24.3220-1619.3 020246	TRW Ø 20,64 GG	
			➡	10/94→; + ABS	24.3220-1702.3 020375	BDX Ø 20,64 GG	
			➡	09/95→; →Orga 08729	24.3220-1711.3 020409	TRW Ø 20,64 GG	
			➡	Orga 08730→	24.3220-1717.3 020430	TRW Ø 20,64 ALU	
<b>Zubehörsatz, Bremsbacken</b>							
1.1	44	06/94→05/01		→ 04/97; + ABS	03.0137-9228.2 669228	BDX	
			➡	→ 04/97; - ABS	03.0137-9086.2 669086 03.0137-9175.2 669175	BDX TRW	
			➡	09/95→ 04/97; + ABS	03.0137-9158.2 669158	TRW	
			➡	→ 08/95; + ABS	03.0137-9175.2 669175	TRW	
1.4 SL 1.6 SR 1.9 SLD 1.9 SLD	55 65 47 50	06/94→05/01 06/94→10/00 06/94→05/01 06/94→05/01		10/94→; + ABS	03.0137-9228.2 669228	BDX	
			➡	10/94→; - ABS	03.0137-9086.2 669086 03.0137-9175.2 669175	BDX TRW	
			➡	09/95→; + ABS	03.0137-9158.2 669158	TRW	
			➡	10/94→ 08/95; + ABS	03.0137-9175.2 669175	TRW	
1.6	72	10/00→05/01	➡	- ABS	03.0137-9086.2 669086 03.0137-9175.2 669175	BDX TRW	
			➡	+ ABS	03.0137-9158.2 669158	TRW	
1.8 1.9 D 1.9 D ↓	74 51 55	10/95→04/97 09/98→05/01 03/98→05/01		+ ABS	03.0137-9228.2 669228	BDX	
			➡	- ABS	03.0137-9086.2 669086	BDX	














	kw			 	! #		
<b>PEUGEOT - 306 (7B, N3, N5) 04/93→10/03</b>							
<b>Zubehörsatz, Bremsbacken</b>							
1.8	74	10/95→04/97	➡	- ABS		03.0137-9175.2 669175	TRW
1.9 D	51	09/98→05/01	➡	+ ABS		03.0137-9158.2 669158	TRW
1.9 D	55	03/98→05/01	➡				
1.8 ST	74	06/94→05/01	➡	+ ABS		03.0137-9228.2 669228	BDX
			➡	- ABS		03.0137-9086.2 669086	BDX
			➡			03.0137-9175.2 669175	TRW
			➡	09/95→; + ABS		03.0137-9158.2 669158	TRW
			➡	→ 08/95; + ABS		03.0137-9175.2 669175	TRW
1.9 D	69	02/94→04/97	➡	10/94→; + ABS		03.0137-9228.2 669228	BDX
			➡	- ABS; für Fahrzeuge mit verstärktem Fahrwerk; Türenanzahl: 3		03.0137-9228.2 669228	BDX
			➡	+ ABS; für Fahrzeuge ohne verstärktes Fahrwerk		03.0137-9228.2 669228	BDX
			➡	- ABS; für Fahrzeuge ohne verstärktes Fahrwerk; Türenanzahl: 5		03.0137-9086.2 669086	BDX
			➡			03.0137-9175.2 669175	TRW
			➡	10/94→ 08/95; - ABS		03.0137-9086.2 669086	BDX
			➡			03.0137-9175.2 669175	TRW
			➡	09/95→		03.0137-9158.2 669158	TRW
			➡	→ 08/95; + ABS		03.0137-9175.2 669175	TRW
			➡	10/94→ 08/95; + ABS		03.0137-9175.2 669175	TRW
1.9 SRDT	66	06/94→05/01	➡	10/94→; + ABS		03.0137-9228.2 669228	BDX
			➡	10/94→ 08/95; - ABS		03.0137-9086.2 669086	BDX
			➡			03.0137-9175.2 669175	TRW
			➡	09/95→		03.0137-9158.2 669158	TRW
			➡	10/94→ 08/95; + ABS		03.0137-9175.2 669175	TRW
 <b>Bremstrommel</b>							
1.1	44	06/94→05/01	➡	→ 08/95; + ABS; TRW		24.0218-0016.1 480011	Ø 180,0 x 44,5 / 181 - RLG / - ABS Ring
			➡			24.0218-0716.2 480203	Ø 180,0 x 44,5 / 181 + RLG / - ABS Ring
			➡	→ 04/97; - ABS		24.0218-0016.1 480011	Ø 180,0 x 44,5 / 181 - RLG / - ABS Ring
			➡			24.0218-0716.2 480203	Ø 180,0 x 44,5 / 181 + RLG / - ABS Ring
			➡	09/95→ 04/97; + ABS		24.0220-3014.1 480090	Ø 203,0 x 46,5 / 204,5 - RLG / - ABS Ring
			➡	→ 04/97; + ABS; BENDIX		24.0222-8017.1 480071	Ø 229,0 x 50,8 / 230
1.4 SL	55	06/94→05/01	➡	10/94→ 08/95; + ABS; Lucas		24.0218-0016.1 480011	Ø 180,0 x 44,5 / 181 - RLG / - ABS Ring
1.6 SR	65	06/94→10/00	➡				
1.9 SLD	47	06/94→05/01	➡	10/94→; - ABS; Lucas		24.0218-0016.1 480011	Ø 180,0 x 44,5 / 181 - RLG / - ABS Ring
1.9 SLD	50	06/94→05/01	➡				
			➡	10/94→ 08/95; + ABS		24.0218-0716.2 480203	Ø 180,0 x 44,5 / 181 + RLG / - ABS Ring
			➡	10/94→; - ABS		24.0218-0716.2 480203	Ø 180,0 x 44,5 / 181 + RLG / - ABS Ring
			➡	09/95→; + ABS		24.0220-3014.1 480090	Ø 203,0 x 46,5 / 204,5 - RLG / - ABS Ring
			➡	10/94→ 08/95; + ABS; BDX		24.0222-8017.1 480071	Ø 229,0 x 50,8 / 230
1.6	72	10/00→05/01	➡	- ABS; Lucas		24.0218-0016.1 480011	Ø 180,0 x 44,5 / 181 - RLG / - ABS Ring
1.9 D	51	09/98→05/01	➡				
1.9 D	55	03/98→05/01	➡	- ABS		24.0218-0716.2 480203	Ø 180,0 x 44,5 / 181 + RLG / - ABS Ring
			➡	+ ABS		24.0220-3014.1 480090	Ø 203,0 x 46,5 / 204,5 - RLG / - ABS Ring
1.8	74	10/95→04/97	➡	- ABS; Lucas		24.0218-0016.1 480011	Ø 180,0 x 44,5 / 181 - RLG / - ABS Ring
			➡	- ABS		24.0218-0016.1 480011	Ø 180,0 x 44,5 / 181 - RLG / - ABS Ring
			➡			24.0218-0716.2 480203	Ø 180,0 x 44,5 / 181 + RLG / - ABS Ring
			➡	+ ABS		24.0220-3014.1 480090	Ø 203,0 x 46,5 / 204,5 - RLG / - ABS Ring
1.8 ST	74	06/94→05/01	➡	→ 08/95; + ABS; Lucas		24.0218-0016.1 480011	Ø 180,0 x 44,5 / 181 - RLG / - ABS Ring
↓							










	kw			 	! #		
<b>PEUGEOT - 306 (7B, N3, N5) 04/93→10/03</b>							
<b>Bremstrommel</b>							
1.8 ST	74	06/94→05/01	➡	- ABS; Lucas	24.0218-0016.1	480011	Ø 180,0 x 44,5 / 181 - RLG / - ABS Ring
			➡	- ABS	24.0218-0716.2	480203	Ø 180,0 x 44,5 / 181 + RLG / - ABS Ring
			➡	→ 08/95; + ABS	24.0218-0716.2	480203	Ø 180,0 x 44,5 / 181 + RLG / - ABS Ring
			➡	09/95→; + ABS	24.0220-3014.1	480090	Ø 203,0 x 46,5 / 204,5 - RLG / - ABS Ring
			➡	→ 08/95; + ABS; BDX	24.0222-8017.1	480071	Ø 229,0 x 50,8 / 230
1.9 D	69	02/94→04/97	➡	- ABS; für Fahrzeuge ohne verstärktes Fahrwerk; Türenanzahl: 5	24.0218-0016.1	480011	Ø 180,0 x 44,5 / 181 - RLG / - ABS Ring
			➡	→ 08/95; + ABS; TRW	24.0218-0716.2	480203	Ø 180,0 x 44,5 / 181 + RLG / - ABS Ring
			➡	→ 08/95; + ABS; TRW	24.0218-0016.1	480011	Ø 180,0 x 44,5 / 181 - RLG / - ABS Ring
			➡	→ 08/95; + ABS; TRW	24.0218-0716.2	480203	Ø 180,0 x 44,5 / 181 + RLG / - ABS Ring
			➡	10/94→ 08/95; + ABS; Lucas	24.0218-0016.1	480011	Ø 180,0 x 44,5 / 181 - RLG / - ABS Ring
			➡	10/94→ 08/95; - ABS; Lucas	24.0218-0016.1	480011	Ø 180,0 x 44,5 / 181 - RLG / - ABS Ring
			➡	10/94→ 08/95; - ABS	24.0218-0716.2	480203	Ø 180,0 x 44,5 / 181 + RLG / - ABS Ring
			➡	10/94→ 08/95; + ABS	24.0218-0716.2	480203	Ø 180,0 x 44,5 / 181 + RLG / - ABS Ring
			➡	09/95→	24.0220-3014.1	480090	Ø 203,0 x 46,5 / 204,5 - RLG / - ABS Ring
			➡	+ ABS; für Fahrzeuge ohne verstärktes Fahrwerk; BENDIX	24.0222-8017.1	480071	Ø 229,0 x 50,8 / 230
1.9 SRDT	66	06/94→05/01	➡	10/94→ 08/95; + ABS; Lucas	24.0218-0016.1	480011	Ø 180,0 x 44,5 / 181 - RLG / - ABS Ring
			➡	10/94→ 08/95; - ABS; Lucas	24.0218-0016.1	480011	Ø 180,0 x 44,5 / 181 - RLG / - ABS Ring
			➡	10/94→ 08/95; - ABS	24.0218-0716.2	480203	Ø 180,0 x 44,5 / 181 + RLG / - ABS Ring
			➡	10/94→ 08/95; + ABS	24.0218-0716.2	480203	Ø 180,0 x 44,5 / 181 + RLG / - ABS Ring
			➡	09/95→	24.0220-3014.1	480090	Ø 203,0 x 46,5 / 204,5 - RLG / - ABS Ring
			➡	10/94→ 08/95; + ABS; BDX	24.0222-8017.1	480071	Ø 229,0 x 50,8 / 230
			➡	- ABS; für Fahrzeuge mit verstärktem Fahrwerk; Türenanzahl: 3; BENDIX	24.0222-8017.1	480071	Ø 229,0 x 50,8 / 230
			➡	10/94→ 08/95; + ABS; BDX	24.0222-8017.1	480071	Ø 229,0 x 50,8 / 230
<b>Bremsbackensatz</b>							
1.1	44	06/94→05/01	➡	→ 04/97; - ABS	03.0137-0197.2	650197	TRW Ø 180 x 32 + HEB
			➡	→ 04/97; - ABS	03.0137-0261.2	650261	BDX Ø 180 x 32
			➡	→ 04/97; - ABS	03.0520-2520.3	692520	TRW Ø 180 x 32 Ø 20,64 + RZ / + Zub TopKit
			➡	→ 04/97; - ABS	03.0520-2620.3	692620	BDX Ø 180 x 32 Ø 20,64 + RZ / + Zub TopKit
			➡	→ 08/95; + ABS	03.0137-0197.2	650197	TRW Ø 180 x 32 + HEB
			➡	09/95→ 04/97; + ABS	03.0137-0312.2	650312	TRW Ø 203 x 38
1.4 SL 1.6 SR 1.9 SLD 1.9 SLD	55 65 47 50	06/94→05/01 06/94→10/00 06/94→05/01 06/94→05/01	➡	→ 04/97; + ABS	03.0137-0370.2	650370	BDX Ø 229 x 42 + HEB
			➡	→ 04/97; + ABS	03.0520-3220.3	693220	BDX Ø 229 x 42 Ø 20,64 + RZ / + Zub TopKit
			➡	09/95→; →Orga 08729; + ABS	03.0520-5720.3	695720	TRW Ø 203 x 39 Ø 20,64 + RZ / + Zub TopKit
			➡	10/94→ 08/95; + ABS	03.0137-0197.2	650197	TRW Ø 180 x 32 + HEB
↓			➡	10/94→; - ABS	03.0137-0197.2	650197	TRW Ø 180 x 32 + HEB
			➡	10/94→; - ABS	03.0137-0261.2	650261	BDX Ø 180 x 32
			➡	10/94→; - ABS	03.0520-2520.3	692520	TRW Ø 180 x 32 Ø 20,64 + RZ / + Zub TopKit
➡	09/95→; + ABS	03.0520-2620.3	692620	BDX Ø 180 x 32 Ø 20,64 + RZ / + Zub TopKit			
➡	09/95→; + ABS	03.0137-0312.2	650312	TRW Ø 203 x 38			










	kw			 	! #		
<b>PEUGEOT - 306 (7B, N3, N5) 04/93→10/03</b>							
<b>Bremsbackensatz</b>							
1.4 SL 1.6 SR 1.9 SLD 1.9 SLD	55 65 47 50	06/94→05/01 06/94→10/00 06/94→05/01 06/94→05/01	➡	10/94→; + ABS		<b>03.0137-0370.2 650370</b> <b>03.0520-3220.3 693220</b>	BDX Ø 229 x 42 + HEB BDX Ø 229 x 42 Ø 20,64 + RZ / + Zub TopKit
			➡	09/95→; →Orga 08729; + ABS		<b>03.0520-5720.3 695720</b>	TRW Ø 203 x 39 Ø 20,64 + RZ / + Zub TopKit
			➡	Orga 08730→; + ABS		<b>03.0520-6420.3 696420</b>	TRW Ø 203 x 39 Ø 20,64 + RZ / + Zub TopKit
1.6	72	10/00→05/01	➡	- ABS		<b>03.0137-0197.2 650197</b> <b>03.0137-0261.2 650261</b> <b>03.0520-2520.3 692520</b> <b>03.0520-2620.3 692620</b>	TRW Ø 180 x 32 + HEB BDX Ø 180 x 32 TRW Ø 180 x 32 Ø 20,64 + RZ / + Zub TopKit BDX Ø 180 x 32 Ø 20,64 + RZ / + Zub TopKit
			➡	+ ABS		<b>03.0137-0312.2 650312</b>	TRW Ø 203 x 38
			➡	Orga 08730→; + ABS		<b>03.0520-6420.3 696420</b>	TRW Ø 203 x 39 Ø 20,64 + RZ / + Zub TopKit
1.8 1.9 D 1.9 D	74 51 55	10/95→04/97 09/98→05/01 03/98→05/01	➡	- ABS		<b>03.0137-0197.2 650197</b> <b>03.0137-0261.2 650261</b> <b>03.0520-2520.3 692520</b> <b>03.0520-2620.3 692620</b>	TRW Ø 180 x 32 + HEB BDX Ø 180 x 32 TRW Ø 180 x 32 Ø 20,64 + RZ / + Zub TopKit BDX Ø 180 x 32 Ø 20,64 + RZ / + Zub TopKit
			➡	+ ABS		<b>03.0137-0312.2 650312</b> <b>03.0137-0370.2 650370</b> <b>03.0520-3220.3 693220</b>	TRW Ø 203 x 38 BDX Ø 229 x 42 + HEB BDX Ø 229 x 42 Ø 20,64 + RZ / + Zub TopKit
			➡	→Orga 08729; + ABS		<b>03.0520-5720.3 695720</b>	TRW Ø 203 x 39 Ø 20,64 + RZ / + Zub TopKit
			➡	Orga 08730→; + ABS		<b>03.0520-6420.3 696420</b>	TRW Ø 203 x 39 Ø 20,64 + RZ / + Zub TopKit
1.8 ST	74	06/94→05/01	➡	- ABS		<b>03.0137-0197.2 650197</b> <b>03.0137-0261.2 650261</b> <b>03.0520-2520.3 692520</b> <b>03.0520-2620.3 692620</b>	TRW Ø 180 x 32 + HEB BDX Ø 180 x 32 TRW Ø 180 x 32 Ø 20,64 + RZ / + Zub TopKit BDX Ø 180 x 32 Ø 20,64 + RZ / + Zub TopKit
			➡	→ 08/95; + ABS		<b>03.0137-0197.2 650197</b>	TRW Ø 180 x 32 + HEB
			➡	09/95→; + ABS		<b>03.0137-0312.2 650312</b>	TRW Ø 203 x 38
			➡	+ ABS		<b>03.0137-0370.2 650370</b> <b>03.0520-3220.3 693220</b>	BDX Ø 229 x 42 + HEB BDX Ø 229 x 42 Ø 20,64 + RZ / + Zub TopKit
			➡	09/95→; →Orga 08729; + ABS		<b>03.0520-5720.3 695720</b>	TRW Ø 203 x 39 Ø 20,64 + RZ / + Zub TopKit
			➡	Orga 08730→; + ABS		<b>03.0520-6420.3 696420</b>	TRW Ø 203 x 39 Ø 20,64 + RZ / + Zub TopKit
1.9 D	69	02/94→04/97	➡	- ABS; für Fahrzeuge ohne verstärktes Fahrwerk; Türenanzahl: 5		<b>03.0137-0197.2 650197</b> <b>03.0137-0261.2 650261</b> <b>03.0520-2520.3 692520</b> <b>03.0520-2620.3 692620</b>	TRW Ø 180 x 32 + HEB BDX Ø 180 x 32 TRW Ø 180 x 32 Ø 20,64 + RZ / + Zub TopKit BDX Ø 180 x 32 Ø 20,64 + RZ / + Zub TopKit
			➡	10/94→ 08/95; - ABS		<b>03.0137-0197.2 650197</b> <b>03.0137-0261.2 650261</b> <b>03.0520-2520.3 692520</b> <b>03.0520-2620.3 692620</b>	TRW Ø 180 x 32 + HEB BDX Ø 180 x 32 TRW Ø 180 x 32 Ø 20,64 + RZ / + Zub TopKit BDX Ø 180 x 32 Ø 20,64 + RZ / + Zub TopKit
			➡	10/94→ 08/95; + ABS		<b>03.0137-0197.2 650197</b>	TRW Ø 180 x 32 + HEB
			➡	→ 08/95; + ABS		<b>03.0137-0197.2 650197</b>	TRW Ø 180 x 32 + HEB
			➡	09/95→		<b>03.0137-0312.2 650312</b>	TRW Ø 203 x 38
			➡	+ ABS; für Fahrzeuge ohne verstärktes Fahrwerk		<b>03.0137-0370.2 650370</b> <b>03.0520-3220.3 693220</b>	BDX Ø 229 x 42 + HEB BDX Ø 229 x 42 Ø 20,64 + RZ / + Zub TopKit
			➡	- ABS; für Fahrzeuge mit verstärktem Fahrwerk; Türenanzahl: 3		<b>03.0137-0370.2 650370</b>	BDX Ø 229 x 42 + HEB
↓							










	kw			 	! #		
<b>PEUGEOT - 306 (7B, N3, N5) 04/93→10/03</b>							
<b>Bremsbackensatz</b>							
1.9 D	69	02/94→04/97	➔	10/94→; + ABS	03.0137-0370.2 650370	BDX Ø 229 x 42 + HEB	
			➔	für Fahrzeuge mit verstärktem Fahrwerk; Türenanzahl: 3; + ABS	03.0520-3220.3 693220	BDX Ø 229 x 42 Ø 20,64 + RZ / + Zub TopKit	
			➔	09/95→; →Orga 08729	03.0520-5720.3 695720	TRW Ø 203 x 39 Ø 20,64 + RZ / + Zub TopKit	
			➔	Orga 08730→	03.0520-6420.3 696420	TRW Ø 203 x 39 Ø 20,64 + RZ / + Zub TopKit	
1.9 SRDT	66	06/94→05/01	➔	10/94→ 08/95; - ABS	03.0137-0197.2 650197	TRW Ø 180 x 32 + HEB	
			➔		03.0137-0261.2 650261	BDX Ø 180 x 32	
			➔		03.0520-2520.3 692520	TRW Ø 180 x 32 Ø 20,64 + RZ / + Zub TopKit	
			➔		03.0520-2620.3 692620	BDX Ø 180 x 32 Ø 20,64 + RZ / + Zub TopKit	
			➔	10/94→ 08/95; + ABS	03.0137-0197.2 650197	TRW Ø 180 x 32 + HEB	
			➔	09/95→	03.0137-0312.2 650312	TRW Ø 203 x 38	
1.1	44	06/94→05/01	➔	☐; → 04/97; Trommelbremse	24.3727-0818.2 580818	L= 1.656	
			➔	☐; → 04/97; Trommelbremse	24.3727-0819.2 580819	L= 1.561	
			➔	☐; 10/94→; Trommelbremse	24.3727-0818.2 580818	L= 1.656	
			➔	☐; 10/94→; Trommelbremse	24.3727-0819.2 580819	L= 1.561	
			➔	☐; 10/94→; Türenanzahl: 4; Trommelbremse	24.3727-0818.2 580818	L= 1.656	
			➔	☐; 10/00→; Türenanzahl: 4; Trommelbremse	24.3727-0819.2 580819	L= 1.561	
1.4 SL 1.9 SLD 1.9 SLD 1.9 SRDT	55 47 50 66	06/94→05/01 06/94→05/01 06/94→05/01 06/94→05/01	➔	☐; 10/94→; Türenanzahl: 4; Trommelbremse	24.3727-0818.2 580818	L= 1.656	
			➔	☐; 10/00→; Türenanzahl: 4; Trommelbremse	24.3727-0819.2 580819	L= 1.561	
			➔	☐; 10/94→; Türenanzahl: 4; Trommelbremse	24.3727-0819.2 580819	L= 1.561	
			➔	☐; 10/94→; Türenanzahl: 4; Trommelbremse	24.3727-0819.2 580819	L= 1.561	
1.6 SR	65	06/94→10/00	➔	☐; 10/94→; Türenanzahl: 4; Trommelbremse	24.3727-0818.2 580818	L= 1.656	
			➔	☐; 10/00→; Türenanzahl: 4; Trommelbremse	24.3727-0818.2 580818	L= 1.656	
			➔	☐; 10/00→; Türenanzahl: 4; Trommelbremse	24.3727-0819.2 580819	L= 1.561	
			➔	☐; 10/94→; Türenanzahl: 4; Trommelbremse	24.3727-0819.2 580819	L= 1.561	
1.8	74	10/95→04/97	➔	☐; Trommelbremse	24.3727-0818.2 580818	L= 1.656	
			➔	☐; Türenanzahl: 4; Trommelbremse	24.3727-0818.2 580818	L= 1.656	
			➔	☐; Türenanzahl: 4; Trommelbremse	24.3727-0819.2 580819	L= 1.561	
			➔	☐; Trommelbremse	24.3727-0819.2 580819	L= 1.561	
1.8 16V 2.0 HDI 90	81 66	03/97→05/01 06/99→05/01	➔	☐; Türenanzahl: 4; Scheibenbremse	24.3727-0812.2 580812	L= 1.696	
			➔	☐; Türenanzahl: 4; Scheibenbremse	24.3727-0813.2 580813	L= 1.614	
1.8 16V	82	03/97→07/01	➔	☐; → 05/01; Türenanzahl: 4; Scheibenbremse	24.3727-0812.2 580812	L= 1.696	
			➔	☐; → 05/01; Türenanzahl: 4; Scheibenbremse	24.3727-0813.2 580813	L= 1.614	
1.8 ST	74	06/94→05/01	➔	☐; 10/94→; Türenanzahl: 4; Trommelbremse	24.3727-0818.2 580818	L= 1.656	
			➔	☐; 10/94→; Türenanzahl: 4; Trommelbremse	24.3727-0819.2 580819	L= 1.561	
1.9 D 1.9 D	51 55	09/98→05/01 03/98→05/01	➔	☐; Trommelbremse	24.3727-0818.2 580818	L= 1.656	
			➔	☐; Trommelbremse	24.3727-0819.2 580819	L= 1.561	
1.9 D	69	02/94→04/97	➔	☐; Trommelbremse	24.3727-0818.2 580818	L= 1.656	
			➔	☐; 10/94→; Trommelbremse	24.3727-0818.2 580818	L= 1.656	
			➔	☐; 10/94→; Trommelbremse	24.3727-0819.2 580819	L= 1.561	
			➔	☐; Trommelbremse	24.3727-0819.2 580819	L= 1.561	
2.0	97	03/97→05/01	➔	☐; Türenanzahl: 4; Scheibenbremse	24.3727-0812.2 580812	L= 1.696	
			➔	☐; Scheibenbremse	24.3727-0812.2 580812	L= 1.696	
			➔	☐; Türenanzahl: 4; Scheibenbremse	24.3727-0813.2 580813	L= 1.614	
			➔	☐; Scheibenbremse	24.3727-0813.2 580813	L= 1.614	
↓							






















	kw			 	! #		
<b>PEUGEOT - 306 (7B, N3, N5) 04/93→10/03</b>							
 <b>Seilzug, Feststellbremse</b>							
2.0 2.0 S16	99 110	05/97→06/00 06/94→05/01	➡	☐; Scheibenbremse		24.3727-0812.2 580812	L= 1.696
			➡	☐; Scheibenbremse		24.3727-0813.2 580813	L= 1.614
2.0 S16	112	06/94→05/01	➡	☐; 07/94→; Scheibenbremse		24.3727-0812.2 580812	L= 1.696
			➡	☐; 07/94→; Scheibenbremse		24.3727-0813.2 580813	L= 1.614
2.0 ST	89	07/94→05/01	➡	☐; 10/94→; Scheibenbremse		24.3727-0812.2 580812	L= 1.696
			➡	☐; 10/94→; Scheibenbremse		24.3727-0813.2 580813	L= 1.614
<b>PEUGEOT - 306 Break (7E, N3, N5) 06/94→04/02</b>							
 <b>Radbremszylinder</b>							
1.4 1.6 1.9 D 1.9 D 1.9 D	55 72 50 51 55	03/97→04/02 10/00→04/02 03/97→04/02 09/98→04/02 03/98→04/02	➡	→ 03/02; - ABS		24.3220-1702.3 020375	BDX Ø 20,64 GG
			➡	→ 03/02; + ABS		24.3222-1714.3 020432	BDX Ø 22,2 GG
1.6 1.9 D	65 51	03/97→10/00 05/97→05/99	➡	- ABS		24.3220-1702.3 020375	BDX Ø 20,64 GG
			➡	+ ABS		24.3222-1714.3 020432	BDX Ø 22,2 GG
1.8	74	03/97→04/02	➡	→ 03/02		24.3222-1714.3 020432	BDX Ø 22,2 GG
1.9 Td	52	07/95→08/00	➡	03/97→		24.3222-1714.3 020432	BDX Ø 22,2 GG
1.9 TD	66	02/97→04/02	➡	03/97→ 03/02		24.3222-1714.3 020432	BDX Ø 22,2 GG
<b>Zubehörsatz, Bremsbacken</b>							
1.4 1.6 1.8 1.9 D 1.9 D 1.9 D	55 72 74 50 51 55	03/97→04/02 10/00→04/02 03/97→04/02 03/97→04/02 09/98→04/02 03/98→04/02	➡	→ 03/02		03.0137-9228.2 669228	BDX
1.6 1.9 D	65 51	03/97→10/00 05/97→05/99	➡			03.0137-9228.2 669228	BDX
1.9 Td	52	07/95→08/00	➡	03/97→		03.0137-9228.2 669228	BDX
1.9 TD	66	02/97→04/02	➡	03/97→ 03/02		03.0137-9228.2 669228	BDX
 <b>Bremstrommel</b>							
1.4 1.6 1.8 1.9 D 1.9 D 1.9 D	55 72 74 50 51 55	03/97→04/02 10/00→04/02 03/97→04/02 03/97→04/02 09/98→04/02 03/98→04/02	➡	→ 03/02		24.0222-8017.1 480071	Ø 229,0 x 50,8 / 230
1.6 1.9 D	65 51	03/97→10/00 05/97→05/99	➡			24.0222-8017.1 480071	Ø 229,0 x 50,8 / 230
1.9 Td	52	07/95→08/00	➡	03/97→		24.0222-8017.1 480071	Ø 229,0 x 50,8 / 230
1.9 TD	66	02/97→04/02	➡	03/97→ 03/02		24.0222-8017.1 480071	Ø 229,0 x 50,8 / 230
 <b>Bremsbackensatz</b>							
1.4 1.6 1.9 D 1.9 D 1.9 D	55 72 50 51 55	03/97→04/02 10/00→04/02 03/97→04/02 09/98→04/02 03/98→04/02	➡	→ 03/02		03.0137-0370.2 650370	BDX Ø 229 x 42 + HEB
			➡	→ 03/02; + ABS		03.0520-5822.3 695822	BDX Ø 229 x 42 Ø 22,2 + RZ / + Zub TopKit
			➡	→ 03/02; - ABS		03.0520-6720.3 696720	BDX Ø 229 x 42 Ø 20,64 + RZ / + Zub TopKit
1.6 1.9 D	65 51	03/97→10/00 05/97→05/99	➡			03.0137-0370.2 650370	BDX Ø 229 x 42 + HEB
			➡	+ ABS		03.0520-5822.3 695822	BDX Ø 229 x 42 Ø 22,2 + RZ / + Zub TopKit
			➡	- ABS		03.0520-6720.3 696720	BDX Ø 229 x 42 Ø 20,64 + RZ / + Zub TopKit
1.8	74	03/97→04/02	➡	→ 03/02		03.0137-0370.2 650370 03.0520-5822.3 695822	BDX Ø 229 x 42 + HEB BDX Ø 229 x 42 Ø 22,2 + RZ / + Zub TopKit
1.9 Td	52	07/95→08/00	➡	03/97→		03.0137-0370.2 650370 03.0520-5822.3 695822	BDX Ø 229 x 42 + HEB BDX Ø 229 x 42 Ø 22,2 + RZ / + Zub TopKit
1.9 TD	66	02/97→04/02	➡	03/97→ 03/02		03.0137-0370.2 650370 03.0520-5822.3 695822	BDX Ø 229 x 42 + HEB BDX Ø 229 x 42 Ø 22,2 + RZ / + Zub TopKit
↓							









	kw			 	! #		
<b>PEUGEOT - 306 Break (7E, N3, N5) 06/94→04/02</b>							
 <b>Seilzug, Feststellbremse</b>							
1.4	55	03/97→04/02	➡	☐; → 03/02; Trommelbremse	24.3727-0822.2	580822	L= 1.608 + Zub
1.6	72	10/00→04/02	➡	☐; → 03/02; Trommelbremse	24.3727-0823.2	580823	L= 1.690
1.8	74	03/97→04/02					
1.9 D	50	03/97→04/02					
1.9 D	51	09/98→04/02					
1.9 D	55	03/98→04/02					
1.6	65	03/97→10/00	➡	☐; Trommelbremse	24.3727-0822.2	580822	L= 1.608 + Zub
1.9 D	51	05/97→05/99	➡	☐; Trommelbremse	24.3727-0823.2	580823	L= 1.690
1.8 16V	81	03/97→04/02	➡	☐; → 03/02; Scheibenbremse	24.3727-0812.2	580812	L= 1.696
2.0	97	03/97→04/02					
2.0 16V	99	03/97→04/02	➡	☐; → 03/02; Scheibenbremse	24.3727-0813.2	580813	L= 1.614
2.0 HDI 90	66	06/99→04/02					
1.8 16V	82	03/97→07/01	➡	☐; Scheibenbremse	24.3727-0812.2	580812	L= 1.696
			➡	☐; Scheibenbremse	24.3727-0813.2	580813	L= 1.614
1.9 Td	52	07/95→08/00	➡	☐; 03/97→; Trommelbremse	24.3727-0822.2	580822	L= 1.608 + Zub
			➡	☐; 03/97→; Trommelbremse	24.3727-0823.2	580823	L= 1.690
1.9 TD	66	02/97→04/02	➡	☐; 03/97→ 03/02; Trommelbremse	24.3727-0822.2	580822	L= 1.608 + Zub
			➡	☐; 03/97→ 03/02; Trommelbremse	24.3727-0823.2	580823	L= 1.690
<b>PEUGEOT - 306 Cabriolet (7D, N3, N5) 03/94→04/02</b>							
 <b>Radbremszylinder</b>							
1.6	65	04/96→10/00	➡	☐; - ABS	24.3220-1615.3	020242	TRW Ø 20,64 GG
					24.3220-1617.3	020244	BDX Ø 20,64 GG
			➡	☐; - ABS	24.3220-1616.3	020243	TRW Ø 20,64 GG
					24.3220-1618.3	020245	BDX Ø 20,64 GG
			➡	→Orga 08575; + ABS	24.3220-1702.3	020375	BDX Ø 20,64 GG
			➡	→Orga 08729; + ABS	24.3220-1711.3	020409	TRW Ø 20,64 GG
			➡	Orga 08730→; + ABS	24.3220-1717.3	020430	TRW Ø 20,64 ALU
1.6	72	10/00→04/02	➡	☐; - ABS	24.3220-1615.3	020242	TRW Ø 20,64 GG
					24.3220-1617.3	020244	BDX Ø 20,64 GG
			➡	☐; - ABS	24.3220-1616.3	020243	TRW Ø 20,64 GG
					24.3220-1618.3	020245	BDX Ø 20,64 GG
			➡	+ ABS	24.3220-1717.3	020430	TRW Ø 20,64 ALU
1.8	74	03/94→04/02	➡	☐; → 10/00; - ABS	24.3220-1615.3	020242	TRW Ø 20,64 GG
					24.3220-1617.3	020244	BDX Ø 20,64 GG
			➡	☐; → 10/00; - ABS	24.3220-1616.3	020243	TRW Ø 20,64 GG
					24.3220-1618.3	020245	BDX Ø 20,64 GG
			➡	→ 08/95; + ABS	24.3220-1619.3	020246	TRW Ø 20,64 GG
			➡	→ 10/00; + ABS	24.3220-1702.3	020375	BDX Ø 20,64 GG
			➡	09/95→; →Orga 08729; + ABS	24.3220-1711.3	020409	TRW Ø 20,64 GG
			➡	Orga 08730→; → 10/00; + ABS	24.3220-1717.3	020430	TRW Ø 20,64 ALU
1.8	74	05/97→04/99	➡	☐; - ABS	24.3220-1615.3	020242	TRW Ø 20,64 GG
					24.3220-1617.3	020244	BDX Ø 20,64 GG
			➡	☐; - ABS	24.3220-1616.3	020243	TRW Ø 20,64 GG
					24.3220-1618.3	020245	BDX Ø 20,64 GG
			➡	+ ABS	24.3220-1702.3	020375	BDX Ø 20,64 GG
			➡	→Orga 08729; + ABS	24.3220-1711.3	020409	TRW Ø 20,64 GG
			➡	Orga 08730→; + ABS	24.3220-1717.3	020430	TRW Ø 20,64 ALU
<b>Zubehörsatz, Bremsbacken</b>							
1.6	65	04/96→10/00	➡	- ABS	03.0137-9086.2	669086	BDX
					03.0137-9175.2	669175	TRW
			➡	+ ABS	03.0137-9158.2	669158	TRW
			➡	→ 05/00; + ABS	03.0137-9228.2	669228	BDX
1.6	72	10/00→04/02	➡	- ABS	03.0137-9086.2	669086	BDX
					03.0137-9175.2	669175	TRW
			➡	+ ABS	03.0137-9158.2	669158	TRW
1.8	74	03/94→04/02	➡	→ 10/00; - ABS	03.0137-9086.2	669086	BDX
					03.0137-9175.2	669175	TRW
			➡	09/95→ 10/00; + ABS	03.0137-9158.2	669158	TRW








	kw			 	! #		
<b>PEUGEOT - 306 Cabriolet (7D, N3, N5) 03/94→04/02</b>							
<b>Zubehörsatz, Bremsbacken</b>							
1.8	74	03/94→04/02	➡	→ 08/95; + ABS	03.0137-9175.2	669175	TRW
			➡	→ 10/00; + ABS	03.0137-9228.2	669228	BDX
1.8	74	05/97→04/99	➡	- ABS	03.0137-9086.2	669086	BDX
			➡	+ ABS	03.0137-9175.2	669175	TRW
			➡	+ ABS	03.0137-9158.2	669158	TRW
			➡	+ ABS	03.0137-9228.2	669228	BDX
<b> Bremstrommel</b>							
1.6	65	04/96→10/00	➡	- ABS	24.0218-0016.1	480011	Ø 180,0 x 44,5 / 181 - RLG / - ABS Ring
1.6	72	10/00→04/02			24.0218-0716.2	480203	Ø 180,0 x 44,5 / 181 + RLG / - ABS Ring
1.8	74	05/97→04/99	➡	+ ABS	24.0220-3014.1	480090	Ø 203,0 x 46,5 / 204,5 - RLG / - ABS Ring
1.8	74	03/94→04/02	➡	→ 10/00; - ABS	24.0218-0016.1	480011	Ø 180,0 x 44,5 / 181 - RLG / - ABS Ring
			➡	→ 08/95; + ABS	24.0218-0716.2	480203	Ø 180,0 x 44,5 / 181 + RLG / - ABS Ring
			➡	→ 08/95; + ABS	24.0218-0016.1	480011	Ø 180,0 x 44,5 / 181 - RLG / - ABS Ring
			➡	→ 09/95→ 10/00; + ABS	24.0218-0716.2	480203	Ø 180,0 x 44,5 / 181 + RLG / - ABS Ring
			➡	09/95→ 10/00; + ABS	24.0220-3014.1	480090	Ø 203,0 x 46,5 / 204,5 - RLG / - ABS Ring
1.8 16V	81	07/00→04/02	➡	+ ABS	24.0220-3014.1	480090	Ø 203,0 x 46,5 / 204,5 - RLG / - ABS Ring
<b> Bremsbackensatz</b>							
1.6	65	04/96→10/00	➡	- ABS	03.0137-0197.2	650197	TRW Ø 180 x 32 + HEB
					03.0137-0261.2	650261	BDX Ø 180 x 32
					03.0520-2520.3	692520	TRW Ø 180 x 32 Ø 20,64 + RZ / + Zub TopKit
					03.0520-2620.3	692620	BDX Ø 180 x 32 Ø 20,64 + RZ / + Zub TopKit
			➡	+ ABS	03.0137-0312.2	650312	TRW Ø 203 x 38
			➡	→ 05/00; + ABS	03.0137-0370.2	650370	BDX Ø 229 x 42 + HEB
			➡	→Orga 08729; + ABS	03.0520-5720.3	695720	TRW Ø 203 x 39 Ø 20,64 + RZ / + Zub TopKit
			➡	Orga 08730→; + ABS	03.0520-6420.3	696420	TRW Ø 203 x 39 Ø 20,64 + RZ / + Zub TopKit
1.6	72	10/00→04/02	➡	- ABS	03.0137-0197.2	650197	TRW Ø 180 x 32 + HEB
					03.0137-0261.2	650261	BDX Ø 180 x 32
					03.0520-2520.3	692520	TRW Ø 180 x 32 Ø 20,64 + RZ / + Zub TopKit
					03.0520-2620.3	692620	BDX Ø 180 x 32 Ø 20,64 + RZ / + Zub TopKit
			➡	+ ABS	03.0137-0312.2	650312	TRW Ø 203 x 38
					03.0520-6420.3	696420	TRW Ø 203 x 39 Ø 20,64 + RZ / + Zub TopKit
1.8	74	03/94→04/02	➡	→ 10/00; - ABS	03.0137-0197.2	650197	TRW Ø 180 x 32 + HEB
					03.0137-0261.2	650261	BDX Ø 180 x 32
					03.0520-2520.3	692520	TRW Ø 180 x 32 Ø 20,64 + RZ / + Zub TopKit
					03.0520-2620.3	692620	BDX Ø 180 x 32 Ø 20,64 + RZ / + Zub TopKit
			➡	→ 08/95; + ABS	03.0137-0197.2	650197	TRW Ø 180 x 32 + HEB
			➡	09/95→ 10/00; + ABS	03.0137-0312.2	650312	TRW Ø 203 x 38
			➡	→ 10/00; + ABS	03.0137-0370.2	650370	BDX Ø 229 x 42 + HEB
			➡	09/95→; →Orga 08729; + ABS	03.0520-5720.3	695720	TRW Ø 203 x 39 Ø 20,64 + RZ / + Zub TopKit
			➡	Orga 08730→; → 10/00; + ABS	03.0520-6420.3	696420	TRW Ø 203 x 39 Ø 20,64 + RZ / + Zub TopKit
1.8	74	05/97→04/99	➡	- ABS	03.0137-0197.2	650197	TRW Ø 180 x 32 + HEB
					03.0137-0261.2	650261	BDX Ø 180 x 32
					03.0520-2520.3	692520	TRW Ø 180 x 32 Ø 20,64 + RZ / + Zub TopKit
↓							

	kw				! #		
<b>PEUGEOT - 306 Cabriolet (7D, N3, N5) 03/94→04/02</b>							
<b> Bremsbackensatz</b>							
1.8	74	05/97→04/99	➡	- ABS		03.0520-2620.3 692620	BDX Ø 180 x 32 Ø 20,64 + RZ / + Zub TopKit
			➡	+ ABS		03.0137-0312.2 650312	TRW Ø 203 x 38
			➡	→Orga 08729; + ABS		03.0137-0370.2 650370	BDX Ø 229 x 42 + HEB
			➡	Orga 08730→; + ABS		03.0520-5720.3 695720	TRW Ø 203 x 39 Ø 20,64 + RZ / + Zub TopKit
			➡	Orga 08730→; + ABS		03.0520-6420.3 696420	TRW Ø 203 x 39 Ø 20,64 + RZ / + Zub TopKit
1.8 16V	81	07/00→04/02	➡	- ABS		03.0520-2520.3 692520	TRW Ø 180 x 32 Ø 20,64 + RZ / + Zub TopKit
						03.0520-2620.3 692620	BDX Ø 180 x 32 Ø 20,64 + RZ / + Zub TopKit
<b> Seilzug, Feststellbremse</b>							
1.6	65	04/96→10/00	➡	<input type="checkbox"/> ; Trommelbremse		24.3727-0306.2 580306	L= 1.493
1.6	72	10/00→04/02	➡	<input type="checkbox"/> ; Trommelbremse		24.3727-0307.2 580307	L= 1.585
1.8	74	05/97→04/99	➡	<input type="checkbox"/> ; Trommelbremse		24.3727-0307.2 580307	L= 1.585
1.8	74	03/94→04/02	➡	<input type="checkbox"/> ; 05/97→ 10/00; Trommelbremse		24.3727-0306.2 580306	L= 1.493
			➡	<input type="checkbox"/> ; 05/97→ 10/00; Trommelbremse		24.3727-0307.2 580307	L= 1.585
			➡	<input type="checkbox"/> ; → 04/97; Trommelbremse		24.3727-0814.2 580814	L= 1.621
			➡	<input type="checkbox"/> ; → 04/97; Trommelbremse		24.3727-0815.2 580815	L= 1.531
1.8 16V	81	07/00→04/02	➡	<input type="checkbox"/> ; Scheibenbremse		24.3727-0304.2 580304	L= 1.612
2.0 16V	99	03/97→04/02	➡	<input type="checkbox"/> ; Scheibenbremse		24.3727-0305.2 580305	L= 1.533
2.0	89	03/94→04/02	➡	<input type="checkbox"/> ; → 04/97; Scheibenbremse		24.3727-0304.2 580304	L= 1.612
2.0	90	02/95→11/97	➡	<input type="checkbox"/> ; → 04/97; Scheibenbremse		24.3727-0305.2 580305	L= 1.533
2.0 16V	97	03/97→04/02	➡	<input type="checkbox"/> ; → 10/00; Scheibenbremse		24.3727-0304.2 580304	L= 1.612
			➡	<input type="checkbox"/> ; → 10/00; Scheibenbremse		24.3727-0305.2 580305	L= 1.533
<b>PEUGEOT - 306 Kasten/Kombi (N_, 7_) 07/93→08/02</b>							
<b> Radbremszylinder</b>							
1.4	55	03/96→07/01	➡	<input type="checkbox"/> ; 05/97→ 05/01; - ABS		24.3220-1615.3 020242	TRW Ø 20,64 GG
						24.3220-1617.3 020244	BDX Ø 20,64 GG
			➡	<input type="checkbox"/> ; → 04/97; - ABS; für Fahrzeuge ohne verstärktes Fahrwerk; Türenanzahl: 5		24.3220-1615.3 020242	TRW Ø 20,64 GG
						24.3220-1617.3 020244	BDX Ø 20,64 GG
			➡	<input type="checkbox"/> ; → 04/97; - ABS; für Fahrzeuge ohne verstärktes Fahrwerk; Türenanzahl: 5		24.3220-1616.3 020243	TRW Ø 20,64 GG
						24.3220-1618.3 020245	BDX Ø 20,64 GG
			➡	<input type="checkbox"/> ; 05/97→ 05/01; - ABS		24.3220-1616.3 020243	TRW Ø 20,64 GG
						24.3220-1618.3 020245	BDX Ø 20,64 GG
			➡	→ 04/97; + ABS; für Fahrzeuge ohne verstärktes Fahrwerk		24.3220-1702.3 020375	BDX Ø 20,64 GG
			➡	→ 04/97; - ABS; für Fahrzeuge mit verstärktem Fahrwerk; Türenanzahl: 3		24.3220-1702.3 020375	BDX Ø 20,64 GG
			➡	→Orga 08729; + ABS		24.3220-1711.3 020409	TRW Ø 20,64 GG
			➡	Orga 08730→; → 05/01; + ABS		24.3220-1717.3 020430	TRW Ø 20,64 ALU
1.9 D	51	02/99→08/02	➡	→ 03/02; - ABS		24.3220-1702.3 020375	BDX Ø 20,64 GG
			➡	→ 03/02; + ABS		24.3222-1714.3 020432	BDX Ø 22,2 GG
1.9 D	69	02/94→04/99	➡	<input type="checkbox"/> ; - ABS; für Fahrzeuge ohne verstärktes Fahrwerk; Türenanzahl: 5		24.3220-1615.3 020242	TRW Ø 20,64 GG
						24.3220-1617.3 020244	BDX Ø 20,64 GG
			➡	<input type="checkbox"/> ; - ABS; für Fahrzeuge ohne verstärktes Fahrwerk; Türenanzahl: 5		24.3220-1616.3 020243	TRW Ø 20,64 GG
						24.3220-1618.3 020245	BDX Ø 20,64 GG
			➡	→ 08/95; + ABS		24.3220-1619.3 020246	TRW Ø 20,64 GG
			➡	- ABS; für Fahrzeuge mit verstärktem Fahrwerk; Türenanzahl: 3		24.3220-1702.3 020375	BDX Ø 20,64 GG
			➡	+ ABS; für Fahrzeuge ohne verstärktes Fahrwerk		24.3220-1702.3 020375	BDX Ø 20,64 GG
			➡	09/95→; →Orga 08729		24.3220-1711.3 020409	TRW Ø 20,64 GG
			➡	Orga 08730→		24.3220-1717.3 020430	TRW Ø 20,64 ALU











	kw					! #		
<b>PEUGEOT - 306 Kasten/Kombi (N_, 7_) 07/93→08/02</b>								
<b>Zubehörsatz, Bremsbacken</b>								
1.4	55	03/96→07/01		→ 04/97; - ABS; für Fahrzeuge mit verstärktem Fahrwerk; Türenanzahl: 3	03.0137-9228.2	669228	BDX	
				→ 04/97; + ABS; für Fahrzeuge ohne verstärktes Fahrwerk	03.0137-9228.2	669228	BDX	
			➡	→ 04/97; - ABS; für Fahrzeuge ohne verstärktes Fahrwerk; Türenanzahl: 5	03.0137-9086.2	669086	BDX	
					03.0137-9175.2	669175	TRW	
			➡	05/97→ 05/01; - ABS	03.0137-9086.2	669086	BDX	
					03.0137-9175.2	669175	TRW	
		➡	→ 05/01; + ABS	03.0137-9158.2	669158	TRW		
1.9 D	51	02/99→08/02	➡	→ 03/02	03.0137-9228.2	669228	BDX	
1.9 D	69	02/94→04/99		+ ABS; für Fahrzeuge ohne verstärktes Fahrwerk	03.0137-9228.2	669228	BDX	
				- ABS; für Fahrzeuge mit verstärktem Fahrwerk; Türenanzahl: 3	03.0137-9228.2	669228	BDX	
			➡	- ABS; für Fahrzeuge ohne verstärktes Fahrwerk; Türenanzahl: 5	03.0137-9086.2	669086	BDX	
					03.0137-9175.2	669175	TRW	
			➡	09/95→	03.0137-9158.2	669158	TRW	
					➡	→ 08/95; + ABS	03.0137-9175.2	669175
 <b>Bremstrommel</b>								
1.4	55	03/96→07/01	➡	→ 04/97; - ABS; für Fahrzeuge ohne verstärktes Fahrwerk; Türenanzahl: 5	24.0218-0016.1	480011	Ø 180,0 x 44,5 / 181 - RLG / - ABS Ring	
					24.0218-0716.2	480203	Ø 180,0 x 44,5 / 181 + RLG / - ABS Ring	
			➡	05/97→ 05/01; - ABS	24.0218-0016.1	480011	Ø 180,0 x 44,5 / 181 - RLG / - ABS Ring	
					24.0218-0716.2	480203	Ø 180,0 x 44,5 / 181 + RLG / - ABS Ring	
			➡	→ 05/01; + ABS	24.0220-3014.1	480090	Ø 203,0 x 46,5 / 204,5 - RLG / - ABS Ring	
			➡	→ 04/97; - ABS; für Fahrzeuge mit verstärktem Fahrwerk; Türenanzahl: 3; BENDIX	24.0222-8017.1	480071	Ø 229,0 x 50,8 / 230	
		➡	→ 04/97; + ABS; für Fahrzeuge ohne verstärktes Fahrwerk; BENDIX	24.0222-8017.1	480071	Ø 229,0 x 50,8 / 230		
1.9 D	51	02/99→08/02	➡	→ 03/02	24.0222-8017.1	480071	Ø 229,0 x 50,8 / 230	
1.9 D	69	02/94→04/99	➡	→ 08/95; + ABS; TRW	24.0218-0016.1	480011	Ø 180,0 x 44,5 / 181 - RLG / - ABS Ring	
					24.0218-0716.2	480203	Ø 180,0 x 44,5 / 181 + RLG / - ABS Ring	
			➡	- ABS; für Fahrzeuge ohne verstärktes Fahrwerk; Türenanzahl: 5	24.0218-0016.1	480011	Ø 180,0 x 44,5 / 181 - RLG / - ABS Ring	
					24.0218-0716.2	480203	Ø 180,0 x 44,5 / 181 + RLG / - ABS Ring	
			➡	09/95→	24.0220-3014.1	480090	Ø 203,0 x 46,5 / 204,5 - RLG / - ABS Ring	
			➡	+ ABS; für Fahrzeuge ohne verstärktes Fahrwerk; BENDIX	24.0222-8017.1	480071	Ø 229,0 x 50,8 / 230	
		➡	- ABS; für Fahrzeuge mit verstärktem Fahrwerk; Türenanzahl: 3; BENDIX	24.0222-8017.1	480071	Ø 229,0 x 50,8 / 230		
 <b>Bremsbackensatz</b>								
1.4	55	03/96→07/01	➡	→ 04/97; - ABS; für Fahrzeuge ohne verstärktes Fahrwerk; Türenanzahl: 5	03.0137-0197.2	650197	TRW Ø 180 x 32 + HEB	
					03.0137-0261.2	650261	BDX Ø 180 x 32	
					03.0520-2520.3	692520	TRW Ø 180 x 32 Ø 20,64 + RZ / + Zub TopKit	
					03.0520-2620.3	692620	BDX Ø 180 x 32 Ø 20,64 + RZ / + Zub TopKit	
			➡	05/97→ 05/01; - ABS	03.0137-0197.2	650197	TRW Ø 180 x 32 + HEB	
					03.0137-0261.2	650261	BDX Ø 180 x 32	
				03.0520-2520.3	692520	TRW Ø 180 x 32 Ø 20,64 + RZ / + Zub TopKit		
				03.0520-2620.3	692620	BDX Ø 180 x 32 Ø 20,64 + RZ / + Zub TopKit		









	kw					! #		
<b>PEUGEOT - 306 Kasten/Kombi (N_, 7_) 07/93→08/02</b>								
<b> Bremsbackensatz</b>								
1.4	55	03/96→07/01	➔	→ 05/01; + ABS	03.0137-0312.2	650312	TRW Ø 203 x 38	
			➔	→ 04/97; + ABS; für Fahrzeuge ohne verstärktes Fahrwerk	03.0137-0370.2	650370	BDX Ø 229 x 42 + HEB	
					03.0520-3220.3	693220	BDX Ø 229 x 42 Ø 20,64 + RZ / + Zub TopKit	
			➔	→ 04/97; - ABS; für Fahrzeuge mit verstärktem Fahrwerk; Türenanzahl: 3	03.0137-0370.2	650370	BDX Ø 229 x 42 + HEB	
			➔	→ 04/97; für Fahrzeuge mit verstärktem Fahrwerk; Türenanzahl: 3; + ABS	03.0520-3220.3	693220	BDX Ø 229 x 42 Ø 20,64 + RZ / + Zub TopKit	
			➔	→ Orga 08729; + ABS	03.0520-5720.3	695720	TRW Ø 203 x 39 Ø 20,64 + RZ / + Zub TopKit	
			➔	Orga 08730→; → 05/01; + ABS	03.0520-6420.3	696420	TRW Ø 203 x 39 Ø 20,64 + RZ / + Zub TopKit	
1.9 D	51	02/99→08/02	➔	→ 03/02	03.0137-0370.2	650370	BDX Ø 229 x 42 + HEB	
			➔	→ 03/02; + ABS	03.0520-5822.3	695822	BDX Ø 229 x 42 Ø 22,2 + RZ / + Zub TopKit	
			➔	→ 03/02; - ABS	03.0520-6720.3	696720	BDX Ø 229 x 42 Ø 20,64 + RZ / + Zub TopKit	
1.9 D	69	02/94→04/99	➔	- ABS; für Fahrzeuge ohne verstärktes Fahrwerk; Türenanzahl: 5	03.0137-0197.2	650197	TRW Ø 180 x 32 + HEB	
					03.0137-0261.2	650261	BDX Ø 180 x 32	
					03.0520-2520.3	692520	TRW Ø 180 x 32 Ø 20,64 + RZ / + Zub TopKit	
					03.0520-2620.3	692620	BDX Ø 180 x 32 Ø 20,64 + RZ / + Zub TopKit	
			➔	→ 08/95; + ABS	03.0137-0197.2	650197	TRW Ø 180 x 32 + HEB	
			➔	09/95→	03.0137-0312.2	650312	TRW Ø 203 x 38	
			➔	+ ABS; für Fahrzeuge ohne verstärktes Fahrwerk	03.0137-0370.2	650370	BDX Ø 229 x 42 + HEB	
					03.0520-3220.3	693220	BDX Ø 229 x 42 Ø 20,64 + RZ / + Zub TopKit	
➔	- ABS; für Fahrzeuge mit verstärktem Fahrwerk; Türenanzahl: 3	03.0137-0370.2	650370	BDX Ø 229 x 42 + HEB				
			➔	für Fahrzeuge mit verstärktem Fahrwerk; Türenanzahl: 3; + ABS	03.0520-3220.3	693220	BDX Ø 229 x 42 Ø 20,64 + RZ / + Zub TopKit	
			➔	09/95→; → Orga 08729	03.0520-5720.3	695720	TRW Ø 203 x 39 Ø 20,64 + RZ / + Zub TopKit	
			➔	Orga 08730→	03.0520-6420.3	696420	TRW Ø 203 x 39 Ø 20,64 + RZ / + Zub TopKit	
<b> Seilzug, Feststellbremse</b>								
1.4	55	03/96→07/01	➔	<input type="checkbox"/> ; → 05/01; Trommelbremse	24.3727-0818.2	580818	L= 1.656	
			➔	<input checked="" type="checkbox"/> ; → 05/01; Trommelbremse	24.3727-0819.2	580819	L= 1.561	
1.9 D	51	02/99→08/02	➔	<input checked="" type="checkbox"/> ; → 03/02; Trommelbremse	24.3727-0822.2	580822	L= 1.608 + Zub	
			➔	<input type="checkbox"/> ; → 03/02; Trommelbremse	24.3727-0823.2	580823	L= 1.690	
1.9 D	69	02/94→04/99	➔	<input type="checkbox"/> ; Trommelbremse	24.3727-0818.2	580818	L= 1.656	
			➔	<input checked="" type="checkbox"/> ; Trommelbremse	24.3727-0819.2	580819	L= 1.561	
<b>PEUGEOT - 306 Kasten/Schrägheck 04/93→08/01</b>								
<b> Radbremszylinder</b>								
1.4	55	03/96→07/01	➔	<input checked="" type="checkbox"/> ; 05/97→ 05/01; - ABS	24.3220-1615.3	020242	TRW Ø 20,64 GG	
					24.3220-1617.3	020244	BDX Ø 20,64 GG	
			➔	<input checked="" type="checkbox"/> ; → 04/97; - ABS; für Fahrzeuge ohne verstärktes Fahrwerk; Türenanzahl: 5	24.3220-1615.3	020242	TRW Ø 20,64 GG	
					24.3220-1617.3	020244	BDX Ø 20,64 GG	
			➔	<input checked="" type="checkbox"/> ; → 04/97; - ABS; für Fahrzeuge ohne verstärktes Fahrwerk; Türenanzahl: 5	24.3220-1616.3	020243	TRW Ø 20,64 GG	
					24.3220-1618.3	020245	BDX Ø 20,64 GG	
			➔	<input checked="" type="checkbox"/> ; 05/97→ 05/01; - ABS	24.3220-1616.3	020243	TRW Ø 20,64 GG	
					24.3220-1618.3	020245	BDX Ø 20,64 GG	
			➔	→ 04/97; + ABS; für Fahrzeuge ohne verstärktes Fahrwerk	24.3220-1702.3	020375	BDX Ø 20,64 GG	
			➔	→ 04/97; - ABS; für Fahrzeuge mit verstärktem Fahrwerk; Türenanzahl: 3	24.3220-1702.3	020375	BDX Ø 20,64 GG	
			➔	→ Orga 08729; + ABS	24.3220-1711.3	020409	TRW Ø 20,64 GG	








	kw			 	! #		
<b>PEUGEOT - 306 Kasten/Schrägheck 04/93→08/01</b>							
<b> Radbremszylinder</b>							
1.4	55	03/96→07/01	➔	Orga 08730→; → 05/01; + ABS		24.3220-1717.3 020430	TRW Ø 20,64 ALU
1.8 D	44	04/93→05/99	➔	☐; → 04/97; - ABS; für Fahrzeuge ohne verstärktes Fahrwerk; Türenanzahl: 5		24.3220-1615.3 020242 24.3220-1617.3 020244	TRW Ø 20,64 GG BDX Ø 20,64 GG
			➔	☐; 05/97→; - ABS		24.3220-1615.3 020242 24.3220-1617.3 020244	TRW Ø 20,64 GG BDX Ø 20,64 GG
			➔	☐; → 04/97; - ABS; für Fahrzeuge ohne verstärktes Fahrwerk; Türenanzahl: 5		24.3220-1616.3 020243 24.3220-1618.3 020245	TRW Ø 20,64 GG BDX Ø 20,64 GG
			➔	☐; 05/97→; - ABS		24.3220-1616.3 020243 24.3220-1618.3 020245	TRW Ø 20,64 GG BDX Ø 20,64 GG
			➔	→ 08/95; + ABS		24.3220-1619.3 020246	TRW Ø 20,64 GG
			➔	→ 04/97; + ABS; für Fahrzeuge ohne verstärktes Fahrwerk		24.3220-1702.3 020375	BDX Ø 20,64 GG
			➔	→ 04/97; - ABS; für Fahrzeuge mit verstärktem Fahrwerk; Türenanzahl: 3		24.3220-1702.3 020375	BDX Ø 20,64 GG
			➔	09/95→; →Orga 08729; + ABS		24.3220-1711.3 020409	TRW Ø 20,64 GG
			➔	Orga 08730→; + ABS		24.3220-1717.3 020430	TRW Ø 20,64 ALU
			1.9 D	69	02/94→04/99	➔	☐; - ABS; für Fahrzeuge ohne verstärktes Fahrwerk; Türenanzahl: 5
➔	☐; - ABS; für Fahrzeuge ohne verstärktes Fahrwerk; Türenanzahl: 5					24.3220-1616.3 020243 24.3220-1618.3 020245	TRW Ø 20,64 GG BDX Ø 20,64 GG
➔	→ 08/95; + ABS					24.3220-1619.3 020246	TRW Ø 20,64 GG
➔	- ABS; für Fahrzeuge mit verstärktem Fahrwerk; Türenanzahl: 3					24.3220-1702.3 020375	BDX Ø 20,64 GG
➔	+ ABS; für Fahrzeuge ohne verstärktes Fahrwerk					24.3220-1702.3 020375	BDX Ø 20,64 GG
➔	09/95→; →Orga 08729					24.3220-1711.3 020409	TRW Ø 20,64 GG
➔	Orga 08730→					24.3220-1717.3 020430	TRW Ø 20,64 ALU
<b>Zubehörsatz, Bremsbacken</b>							
1.4	55	03/96→07/01		→ 04/97; - ABS; für Fahrzeuge mit verstärktem Fahrwerk; Türenanzahl: 3		03.0137-9228.2 669228	BDX
				→ 04/97; + ABS; für Fahrzeuge ohne verstärktes Fahrwerk		03.0137-9228.2 669228	BDX
			➔	→ 04/97; - ABS; für Fahrzeuge ohne verstärktes Fahrwerk; Türenanzahl: 5		03.0137-9086.2 669086 03.0137-9175.2 669175	BDX TRW
			➔	05/97→ 05/01; - ABS		03.0137-9086.2 669086 03.0137-9175.2 669175	BDX TRW
			➔	→ 05/01; + ABS		03.0137-9158.2 669158	TRW
			1.8 D	44	04/93→05/99		→ 04/97; + ABS; für Fahrzeuge ohne verstärktes Fahrwerk
	→ 04/97; - ABS; für Fahrzeuge mit verstärktem Fahrwerk; Türenanzahl: 3					03.0137-9228.2 669228	BDX
➔	05/97→; - ABS					03.0137-9086.2 669086 03.0137-9175.2 669175	BDX TRW
➔	→ 04/97; - ABS; für Fahrzeuge ohne verstärktes Fahrwerk; Türenanzahl: 5					03.0137-9086.2 669086 03.0137-9175.2 669175	BDX TRW
➔	09/95→; + ABS					03.0137-9158.2 669158	TRW
➔	→ 08/95; + ABS					03.0137-9175.2 669175	TRW
1.9 D	69	02/94→04/99					+ ABS; für Fahrzeuge ohne verstärktes Fahrwerk
				- ABS; für Fahrzeuge mit verstärktem Fahrwerk; Türenanzahl: 3		03.0137-9228.2 669228	BDX
			➔	- ABS; für Fahrzeuge ohne verstärktes Fahrwerk; Türenanzahl: 5		03.0137-9086.2 669086 03.0137-9175.2 669175	BDX TRW
			➔	09/95→		03.0137-9158.2 669158	TRW
			➔	→ 08/95; + ABS		03.0137-9175.2 669175	TRW
↓							








	kw			 	! #		
<b>PEUGEOT - 306 Kasten/Schrägheck 04/93→08/01</b>							
<b>Bremstrommel</b>							
1.4	55	03/96→07/01	➡	→ 04/97; - ABS; für Fahrzeuge ohne verstärktes Fahrwerk; Türenanzahl: 5	24.0218-0016.1	480011	Ø 180,0 x 44,5 / 181 - RLG / - ABS Ring
					24.0218-0716.2	480203	Ø 180,0 x 44,5 / 181 + RLG / - ABS Ring
			➡	05/97→ 05/01; - ABS	24.0218-0016.1	480011	Ø 180,0 x 44,5 / 181 - RLG / - ABS Ring
					24.0218-0716.2	480203	Ø 180,0 x 44,5 / 181 + RLG / - ABS Ring
			➡	→ 05/01; + ABS	24.0220-3014.1	480090	Ø 203,0 x 46,5 / 204,5 - RLG / - ABS Ring
1.8 D	44	04/93→05/99	➡	→ 04/97; - ABS; für Fahrzeuge ohne verstärktes Fahrwerk; Türenanzahl: 5	24.0218-0016.1	480011	Ø 180,0 x 44,5 / 181 - RLG / - ABS Ring
					24.0218-0716.2	480203	Ø 180,0 x 44,5 / 181 + RLG / - ABS Ring
			➡	→ 08/95; + ABS; TRW	24.0218-0016.1	480011	Ø 180,0 x 44,5 / 181 - RLG / - ABS Ring
					24.0218-0716.2	480203	Ø 180,0 x 44,5 / 181 + RLG / - ABS Ring
			➡	05/97→; - ABS	24.0218-0016.1	480011	Ø 180,0 x 44,5 / 181 - RLG / - ABS Ring
1.9 D	69	02/94→04/99	➡	→ 08/95; + ABS; TRW	24.0218-0016.1	480011	Ø 180,0 x 44,5 / 181 - RLG / - ABS Ring
					24.0218-0716.2	480203	Ø 180,0 x 44,5 / 181 + RLG / - ABS Ring
			➡	- ABS; für Fahrzeuge ohne verstärktes Fahrwerk; Türenanzahl: 5	24.0218-0016.1	480011	Ø 180,0 x 44,5 / 181 - RLG / - ABS Ring
					24.0218-0716.2	480203	Ø 180,0 x 44,5 / 181 + RLG / - ABS Ring
			➡	09/95→	24.0220-3014.1	480090	Ø 203,0 x 46,5 / 204,5 - RLG / - ABS Ring
<b>Bremsbackensatz</b>							
1.4	55	03/96→07/01	➡	→ 04/97; - ABS; für Fahrzeuge ohne verstärktes Fahrwerk; Türenanzahl: 5	03.0137-0197.2	650197	TRW Ø 180 x 32 + HEB
					03.0137-0261.2	650261	BDX Ø 180 x 32
					03.0520-2520.3	692520	TRW Ø 180 x 32 Ø 20,64 + RZ / + Zub TopKit
					03.0520-2620.3	692620	BDX Ø 180 x 32 Ø 20,64 + RZ / + Zub TopKit
			➡	05/97→ 05/01; - ABS	03.0137-0197.2	650197	TRW Ø 180 x 32 + HEB
↓					03.0137-0261.2	650261	BDX Ø 180 x 32
					03.0520-2520.3	692520	TRW Ø 180 x 32 Ø 20,64 + RZ / + Zub TopKit
					03.0520-2620.3	692620	BDX Ø 180 x 32 Ø 20,64 + RZ / + Zub TopKit
			➡	→ 05/01; + ABS	03.0137-0312.2	650312	TRW Ø 203 x 38
			➡	→ 04/97; + ABS; für Fahrzeuge ohne verstärktes Fahrwerk	03.0137-0370.2	650370	BDX Ø 229 x 42 + HEB
		03.0520-3220.3	693220	BDX Ø 229 x 42 Ø 20,64 + RZ / + Zub TopKit			

















	kw			 	! #		
<b>PEUGEOT - 306 Kasten/Schrägheck 04/93→08/01</b>							
<b> Bremsbackensatz</b>							
1.4	55	03/96→07/01	➔	→ 04/97; - ABS; für Fahrzeuge mit verstärktem Fahrwerk; Türenanzahl: 3	03.0137-0370.2	650370	BDX Ø 229 x 42 + HEB
			➔	→ 04/97; für Fahrzeuge mit verstärktem Fahrwerk; Türenanzahl: 3; + ABS	03.0520-3220.3	693220	BDX Ø 229 x 42 Ø 20,64 + RZ / + Zub TopKit
			➔	→Orga 08729; + ABS	03.0520-5720.3	695720	TRW Ø 203 x 39 Ø 20,64 + RZ / + Zub TopKit
			➔	Orga 08730→; → 05/01; + ABS	03.0520-6420.3	696420	TRW Ø 203 x 39 Ø 20,64 + RZ / + Zub TopKit
1.8 D	44	04/93→05/99	➔	→ 04/97; - ABS; für Fahrzeuge ohne verstärktes Fahrwerk; Türenanzahl: 5	03.0137-0197.2	650197	TRW Ø 180 x 32 + HEB
					03.0137-0261.2	650261	BDX Ø 180 x 32
					03.0520-2520.3	692520	TRW Ø 180 x 32 Ø 20,64 + RZ / + Zub TopKit
					03.0520-2620.3	692620	BDX Ø 180 x 32 Ø 20,64 + RZ / + Zub TopKit
			➔	05/97→; - ABS	03.0137-0197.2	650197	TRW Ø 180 x 32 + HEB
					03.0137-0261.2	650261	BDX Ø 180 x 32
					03.0520-2520.3	692520	TRW Ø 180 x 32 Ø 20,64 + RZ / + Zub TopKit
					03.0520-2620.3	692620	BDX Ø 180 x 32 Ø 20,64 + RZ / + Zub TopKit
			➔	→ 08/95; + ABS	03.0137-0197.2	650197	TRW Ø 180 x 32 + HEB
			➔	09/95→; + ABS	03.0137-0312.2	650312	TRW Ø 203 x 38
			➔	→ 04/97; + ABS; für Fahrzeuge ohne verstärktes Fahrwerk	03.0137-0370.2	650370	BDX Ø 229 x 42 + HEB
					03.0520-3220.3	693220	BDX Ø 229 x 42 Ø 20,64 + RZ / + Zub TopKit
			➔	→ 04/97; - ABS; für Fahrzeuge mit verstärktem Fahrwerk; Türenanzahl: 3	03.0137-0370.2	650370	BDX Ø 229 x 42 + HEB
➔	→ 04/97; für Fahrzeuge mit verstärktem Fahrwerk; Türenanzahl: 3; + ABS	03.0520-3220.3	693220	BDX Ø 229 x 42 Ø 20,64 + RZ / + Zub TopKit			
➔	09/95→; →Orga 08729; + ABS	03.0520-5720.3	695720	TRW Ø 203 x 39 Ø 20,64 + RZ / + Zub TopKit			
➔	Orga 08730→; + ABS	03.0520-6420.3	696420	TRW Ø 203 x 39 Ø 20,64 + RZ / + Zub TopKit			
1.9 D	69	02/94→04/99	➔	- ABS; für Fahrzeuge ohne verstärktes Fahrwerk; Türenanzahl: 5	03.0137-0197.2	650197	TRW Ø 180 x 32 + HEB
					03.0137-0261.2	650261	BDX Ø 180 x 32
					03.0520-2520.3	692520	TRW Ø 180 x 32 Ø 20,64 + RZ / + Zub TopKit
					03.0520-2620.3	692620	BDX Ø 180 x 32 Ø 20,64 + RZ / + Zub TopKit
			➔	→ 08/95; + ABS	03.0137-0197.2	650197	TRW Ø 180 x 32 + HEB
			➔	09/95→	03.0137-0312.2	650312	TRW Ø 203 x 38
			➔	+ ABS; für Fahrzeuge ohne verstärktes Fahrwerk	03.0137-0370.2	650370	BDX Ø 229 x 42 + HEB
					03.0520-3220.3	693220	BDX Ø 229 x 42 Ø 20,64 + RZ / + Zub TopKit
➔	- ABS; für Fahrzeuge mit verstärktem Fahrwerk; Türenanzahl: 3	03.0137-0370.2	650370	BDX Ø 229 x 42 + HEB			
➔	für Fahrzeuge mit verstärktem Fahrwerk; Türenanzahl: 3; + ABS	03.0520-3220.3	693220	BDX Ø 229 x 42 Ø 20,64 + RZ / + Zub TopKit			
➔	09/95→; →Orga 08729	03.0520-5720.3	695720	TRW Ø 203 x 39 Ø 20,64 + RZ / + Zub TopKit			
➔	Orga 08730→	03.0520-6420.3	696420	TRW Ø 203 x 39 Ø 20,64 + RZ / + Zub TopKit			
<b> Seilzug, Feststellbremse</b>							
1.4	55	03/96→07/01	➔	<input type="checkbox"/> ; → 05/01; Trommelbremse	24.3727-0818.2	580818	L= 1.656
			➔	<input type="checkbox"/> ; → 05/01; Trommelbremse	24.3727-0819.2	580819	L= 1.561
1.8 D	44	04/93→05/99	➔	<input type="checkbox"/> ; Trommelbremse	24.3727-0818.2	580818	L= 1.656
1.9 D	69	02/94→04/99	➔	<input type="checkbox"/> ; Trommelbremse	24.3727-0819.2	580819	L= 1.561
<b>PEUGEOT - 306 Schrägheck (7A, 7C, N3, N5) 01/93→10/03</b>							
<b> Radbremszylinder</b>							
1.1 ↓	44	05/93→05/01	➔	<input type="checkbox"/> ; 03/94→ 04/97; - ABS	24.3220-1615.3	020242	TRW Ø 20,64 GG








	kw			 	! #					
<b>PEUGEOT - 306 Schrägheck (7A, 7C, N3, N5) 01/93→10/03</b>										
<b> Radbremszylinder</b>										
1.1	44	05/93→05/01	➡	☐; 03/94→04/97; - ABS	24.3220-1617.3	020244	BDX Ø 20,64 GG			
			➡	☐; 03/94→04/97; - ABS	24.3220-1616.3	020243	TRW Ø 20,64 GG			
			➡	☐; 03/94→04/97; - ABS	24.3220-1618.3	020245	BDX Ø 20,64 GG			
			➡	03/94→08/95; + ABS	24.3220-1619.3	020246	TRW Ø 20,64 GG			
			➡	03/94→04/97; + ABS	24.3220-1702.3	020375	BDX Ø 20,64 GG			
			➡	09/95→; →Orga 08729; + ABS	24.3220-1711.3	020409	TRW Ø 20,64 GG			
			1.4 1.8 D 1.9 D 1.9 D	55 43 47 50	05/93→05/01 05/93→05/01 05/93→05/01 06/94→05/01	➡	☐; → 04/97; - ABS; für Fahrzeuge ohne verstärktes Fahrwerk; Türenanzahl: 5	24.3220-1615.3	020242	TRW Ø 20,64 GG
						➡	☐; → 04/97; - ABS; für Fahrzeuge ohne verstärktes Fahrwerk; Türenanzahl: 5	24.3220-1617.3	020244	BDX Ø 20,64 GG
						➡	☐; 05/97→; - ABS	24.3220-1615.3	020242	TRW Ø 20,64 GG
						➡	☐; 05/97→; - ABS	24.3220-1617.3	020244	BDX Ø 20,64 GG
➡	☐; → 04/97; - ABS; für Fahrzeuge ohne verstärktes Fahrwerk; Türenanzahl: 5	24.3220-1616.3				020243	TRW Ø 20,64 GG			
			➡	☐; 05/97→; - ABS	24.3220-1618.3	020245	BDX Ø 20,64 GG			
			➡	☐; 05/97→; - ABS	24.3220-1616.3	020243	TRW Ø 20,64 GG			
			➡	☐; 05/97→; - ABS	24.3220-1618.3	020245	BDX Ø 20,64 GG			
			➡	→ 08/95; + ABS	24.3220-1619.3	020246	TRW Ø 20,64 GG			
			➡	→ 04/97; + ABS; für Fahrzeuge ohne verstärktes Fahrwerk	24.3220-1702.3	020375	BDX Ø 20,64 GG			
			➡	05/97→	24.3220-1702.3	020375	BDX Ø 20,64 GG			
			➡	→ 04/97; - ABS; für Fahrzeuge mit verstärktem Fahrwerk; Türenanzahl: 3	24.3220-1702.3	020375	BDX Ø 20,64 GG			
			➡	09/95→; →Orga 08729; + ABS	24.3220-1711.3	020409	TRW Ø 20,64 GG			
			➡	Orga 08730→; + ABS	24.3220-1717.3	020430	TRW Ø 20,64 ALU			
			1.6	65	05/93→10/00	➡	☐; - ABS	24.3220-1615.3	020242	TRW Ø 20,64 GG
➡	☐; - ABS	24.3220-1617.3				020244	BDX Ø 20,64 GG			
➡	☐; - ABS	24.3220-1616.3				020243	TRW Ø 20,64 GG			
➡	☐; - ABS	24.3220-1618.3				020245	BDX Ø 20,64 GG			
➡	→ 08/95; + ABS	24.3220-1619.3				020246	TRW Ø 20,64 GG			
			➡	09/95→; →Orga 08729; + ABS	24.3220-1711.3	020409	TRW Ø 20,64 GG			
			1.6	72	10/00→05/01	➡	☐; - ABS	24.3220-1615.3	020242	TRW Ø 20,64 GG
						➡	☐; - ABS	24.3220-1617.3	020244	BDX Ø 20,64 GG
						➡	☐; - ABS	24.3220-1616.3	020243	TRW Ø 20,64 GG
						➡	☐; - ABS	24.3220-1618.3	020245	BDX Ø 20,64 GG
➡	Orga 08730→; + ABS	24.3220-1717.3				020430	TRW Ø 20,64 ALU			
1.8	74	05/93→05/01	➡	☐; - ABS	24.3220-1615.3	020242	TRW Ø 20,64 GG			
			➡	☐; - ABS	24.3220-1617.3	020244	BDX Ø 20,64 GG			
			➡	☐; - ABS	24.3220-1616.3	020243	TRW Ø 20,64 GG			
			➡	☐; - ABS	24.3220-1618.3	020245	BDX Ø 20,64 GG			
			➡	→ 08/95; + ABS	24.3220-1619.3	020246	TRW Ø 20,64 GG			
			➡	09/95→; →Orga 08729; + ABS	24.3220-1711.3	020409	TRW Ø 20,64 GG			
			➡	Orga 08730→; + ABS	24.3220-1717.3	020430	TRW Ø 20,64 ALU			
			1.8	74	05/97→04/99	➡	☐; - ABS	24.3220-1615.3	020242	TRW Ø 20,64 GG
						➡	☐; - ABS	24.3220-1617.3	020244	BDX Ø 20,64 GG
						➡	☐; - ABS	24.3220-1616.3	020243	TRW Ø 20,64 GG
➡	☐; - ABS	24.3220-1618.3				020245	BDX Ø 20,64 GG			
➡	+ ABS	24.3220-1702.3				020375	BDX Ø 20,64 GG			
			➡	→Orga 08729; + ABS	24.3220-1711.3	020409	TRW Ø 20,64 GG			
			➡	Orga 08730→; + ABS	24.3220-1717.3	020430	TRW Ø 20,64 ALU			
			1.8 D	44	04/93→05/99	➡	☐; → 04/97; - ABS; für Fahrzeuge ohne verstärktes Fahrwerk; Türenanzahl: 5	24.3220-1615.3	020242	TRW Ø 20,64 GG
						➡	☐; → 04/97; - ABS; für Fahrzeuge ohne verstärktes Fahrwerk; Türenanzahl: 5	24.3220-1617.3	020244	BDX Ø 20,64 GG
						➡	☐; 05/97→; - ABS	24.3220-1615.3	020242	TRW Ø 20,64 GG
➡	☐; 05/97→; - ABS	24.3220-1617.3				020244	BDX Ø 20,64 GG			
➡	☐; → 04/97; - ABS; für Fahrzeuge ohne verstärktes Fahrwerk; Türenanzahl: 5	24.3220-1616.3				020243	TRW Ø 20,64 GG			
			➡	☐; 05/97→; - ABS	24.3220-1618.3	020245	BDX Ø 20,64 GG			
			➡	☐; 05/97→; - ABS	24.3220-1616.3	020243	TRW Ø 20,64 GG			
			➡	☐; 05/97→; - ABS	24.3220-1618.3	020245	BDX Ø 20,64 GG			
➡	→ 08/95; + ABS	24.3220-1619.3	020246	TRW Ø 20,64 GG						








	kw			 	! #		
<b>PEUGEOT - 306 Schrägheck (7A, 7C, N3, N5) 01/93→10/03</b>							
<b>Radbremszylinder</b>							
1.8 D	44	04/93→05/99	➔	→ 04/97; + ABS; für Fahrzeuge ohne verstärktes Fahrwerk	24.3220-1702.3	020375	BDX Ø 20,64 GG
			➔	→ 04/97; - ABS; für Fahrzeuge mit verstärktem Fahrwerk; Türenanzahl: 3	24.3220-1702.3	020375	BDX Ø 20,64 GG
			➔	09/95→; →Orga 08729; + ABS	24.3220-1711.3	020409	TRW Ø 20,64 GG
			➔	Orga 08730→; + ABS	24.3220-1717.3	020430	TRW Ø 20,64 ALU
1.9 D 1.9 D	51 55	09/98→05/01 03/98→05/01	➔	☐; - ABS	24.3220-1615.3	020242	TRW Ø 20,64 GG
			➔	☐; - ABS	24.3220-1617.3	020244	BDX Ø 20,64 GG
			➔	☐; - ABS	24.3220-1616.3	020243	TRW Ø 20,64 GG
			➔	☐; - ABS	24.3220-1618.3	020245	BDX Ø 20,64 GG
			➔	→Orga 08729; + ABS	24.3220-1702.3	020375	BDX Ø 20,64 GG
			➔	Orga 08730→; + ABS	24.3220-1711.3	020409	TRW Ø 20,64 GG
1.9 D	69	04/93→04/97	➔	☐; 10/93→; - ABS; für Fahrzeuge ohne verstärktes Fahrwerk; Türenanzahl: 5	24.3220-1615.3	020242	TRW Ø 20,64 GG
			➔	☐; 10/93→; - ABS	24.3220-1617.3	020244	BDX Ø 20,64 GG
			➔	☐; 10/94→; - ABS	24.3220-1615.3	020242	TRW Ø 20,64 GG
			➔	☐; 10/94→; - ABS	24.3220-1617.3	020244	BDX Ø 20,64 GG
			➔	☐; 10/94→; - ABS	24.3220-1616.3	020243	TRW Ø 20,64 GG
			➔	☐; 10/94→; - ABS	24.3220-1618.3	020245	BDX Ø 20,64 GG
			➔	☐; 10/93→; - ABS; für Fahrzeuge ohne verstärktes Fahrwerk; Türenanzahl: 5	24.3220-1616.3	020243	TRW Ø 20,64 GG
			➔	☐; 10/93→; - ABS; für Fahrzeuge ohne verstärktes Fahrwerk; Türenanzahl: 5	24.3220-1618.3	020245	BDX Ø 20,64 GG
			➔	10/93→ 08/95; + ABS	24.3220-1619.3	020246	TRW Ø 20,64 GG
			➔	10/94→ 08/95; + ABS	24.3220-1619.3	020246	TRW Ø 20,64 GG
			➔	10/93→; + ABS; für Fahrzeuge ohne verstärktes Fahrwerk	24.3220-1702.3	020375	BDX Ø 20,64 GG
			➔	10/93→; - ABS; für Fahrzeuge mit verstärktem Fahrwerk; Türenanzahl: 3	24.3220-1702.3	020375	BDX Ø 20,64 GG
			➔	10/94→; + ABS	24.3220-1702.3	020375	BDX Ø 20,64 GG
			➔	09/95→; →Orga 08729	24.3220-1711.3	020409	TRW Ø 20,64 GG
➔	Orga 08730→	24.3220-1717.3	020430	TRW Ø 20,64 ALU			
1.9 DT	66	05/93→05/01	➔	☐; 10/93→; - ABS; für Fahrzeuge ohne verstärktes Fahrwerk; Türenanzahl: 5	24.3220-1615.3	020242	TRW Ø 20,64 GG
			➔	☐; 10/93→; - ABS; für Fahrzeuge ohne verstärktes Fahrwerk; Türenanzahl: 5	24.3220-1617.3	020244	BDX Ø 20,64 GG
			➔	☐; 10/93→; - ABS; für Fahrzeuge ohne verstärktes Fahrwerk; Türenanzahl: 5	24.3220-1616.3	020243	TRW Ø 20,64 GG
			➔	☐; 10/93→; - ABS; für Fahrzeuge ohne verstärktes Fahrwerk; Türenanzahl: 5	24.3220-1618.3	020245	BDX Ø 20,64 GG
			➔	10/93→ 08/95; + ABS	24.3220-1619.3	020246	TRW Ø 20,64 GG
			➔	10/93→; - ABS; für Fahrzeuge mit verstärktem Fahrwerk; Türenanzahl: 3	24.3220-1702.3	020375	BDX Ø 20,64 GG
			➔	10/93→; + ABS; für Fahrzeuge ohne verstärktes Fahrwerk	24.3220-1702.3	020375	BDX Ø 20,64 GG
			➔	09/95→; →Orga 08729	24.3220-1711.3	020409	TRW Ø 20,64 GG
➔	Orga 08730→	24.3220-1717.3	020430	TRW Ø 20,64 ALU			
1.9 Td	52	07/95→08/00	➔	☐; - ABS; für Fahrzeuge ohne verstärktes Fahrwerk; Türenanzahl: 5	24.3220-1615.3	020242	TRW Ø 20,64 GG
			➔	☐; - ABS; für Fahrzeuge ohne verstärktes Fahrwerk; Türenanzahl: 5	24.3220-1617.3	020244	BDX Ø 20,64 GG
			➔	☐; - ABS; für Fahrzeuge ohne verstärktes Fahrwerk; Türenanzahl: 5	24.3220-1616.3	020243	TRW Ø 20,64 GG
			➔	☐; - ABS; für Fahrzeuge ohne verstärktes Fahrwerk; Türenanzahl: 5	24.3220-1618.3	020245	BDX Ø 20,64 GG
			➔	→ 08/95; + ABS	24.3220-1619.3	020246	TRW Ø 20,64 GG
			➔	- ABS; für Fahrzeuge mit verstärktem Fahrwerk; Türenanzahl: 3	24.3220-1702.3	020375	BDX Ø 20,64 GG
			➔	+ ABS; für Fahrzeuge ohne verstärktes Fahrwerk	24.3220-1702.3	020375	BDX Ø 20,64 GG
			➔	09/95→; →Orga 08729	24.3220-1711.3	020409	TRW Ø 20,64 GG
➔	Orga 08730→	24.3220-1717.3	020430	TRW Ø 20,64 ALU			
<b>Zubehörsatz, Bremsbacken</b>							
1.1 ↓	44	05/93→05/01	➔	03/94→ 04/97; + ABS	03.0137-9228.2	669228	BDX
			➔	03/94→ 04/97; - ABS	03.0137-9086.2	669086	BDX

	kw			 	! #		
<b>PEUGEOT - 306 Schrägheck (7A, 7C, N3, N5) 01/93→10/03</b>							
<b>Zubehörsatz, Bremsbacken</b>							
1.1	44	05/93→05/01	➡	03/94→ 04/97; - ABS		03.0137-9175.2 669175	TRW
			➡	09/95→ 04/97; + ABS		03.0137-9158.2 669158	TRW
			➡	03/94→ 08/95; + ABS		03.0137-9175.2 669175	TRW
1.4	55	05/93→05/01		→ 04/97; + ABS; für Fahrzeuge ohne verstärktes Fahrwerk		03.0137-9228.2 669228	BDX
1.8 D	43	05/93→05/01					
1.9 D	47	05/93→05/01		05/97→		03.0137-9228.2 669228	BDX
1.9 D	50	06/94→05/01		→ 04/97; - ABS; für Fahrzeuge mit verstärktem Fahrwerk; Türenanzahl: 3		03.0137-9228.2 669228	BDX
			➡	05/97→; - ABS		03.0137-9086.2 669086	BDX
						03.0137-9175.2 669175	TRW
			➡	→ 04/97; - ABS; für Fahrzeuge ohne verstärktes Fahrwerk; Türenanzahl: 5		03.0137-9086.2 669086	BDX
						03.0137-9175.2 669175	TRW
			➡	09/95→; + ABS		03.0137-9158.2 669158	TRW
			➡	→ 08/95; + ABS		03.0137-9175.2 669175	TRW
1.6	65	05/93→10/00	➡	- ABS		03.0137-9086.2 669086	BDX
1.8	74	05/93→05/01				03.0137-9175.2 669175	TRW
			➡	09/95→; + ABS		03.0137-9158.2 669158	TRW
			➡	→ 08/95; + ABS		03.0137-9175.2 669175	TRW
1.6	72	10/00→05/01	➡	- ABS		03.0137-9086.2 669086	BDX
						03.0137-9175.2 669175	TRW
			➡	+ ABS		03.0137-9158.2 669158	TRW
1.8	74	05/97→04/99		+ ABS		03.0137-9228.2 669228	BDX
			➡	- ABS		03.0137-9086.2 669086	BDX
						03.0137-9175.2 669175	TRW
			➡	+ ABS		03.0137-9158.2 669158	TRW
1.8 D	44	04/93→05/99		→ 04/97; + ABS; für Fahrzeuge ohne verstärktes Fahrwerk		03.0137-9228.2 669228	BDX
				→ 04/97; - ABS; für Fahrzeuge mit verstärktem Fahrwerk; Türenanzahl: 3		03.0137-9228.2 669228	BDX
			➡	05/97→; - ABS		03.0137-9086.2 669086	BDX
						03.0137-9175.2 669175	TRW
			➡	→ 04/97; - ABS; für Fahrzeuge ohne verstärktes Fahrwerk; Türenanzahl: 5		03.0137-9086.2 669086	BDX
						03.0137-9175.2 669175	TRW
			➡	09/95→; + ABS		03.0137-9158.2 669158	TRW
			➡	→ 08/95; + ABS		03.0137-9175.2 669175	TRW
1.9 D	51	09/98→05/01				03.0137-9228.2 669228	BDX
1.9 D	55	03/98→05/01	➡	- ABS		03.0137-9086.2 669086	BDX
						03.0137-9175.2 669175	TRW
			➡	+ ABS		03.0137-9158.2 669158	TRW
1.9 D	69	04/93→04/97		10/94→; + ABS		03.0137-9228.2 669228	BDX
				10/93→; - ABS; für Fahrzeuge mit verstärktem Fahrwerk; Türenanzahl: 3		03.0137-9228.2 669228	BDX
				10/93→; + ABS; für Fahrzeuge ohne verstärktes Fahrwerk		03.0137-9228.2 669228	BDX
			➡	10/94→ 08/95; - ABS		03.0137-9086.2 669086	BDX
						03.0137-9175.2 669175	TRW
			➡	10/93→; - ABS; für Fahrzeuge ohne verstärktes Fahrwerk; Türenanzahl: 5		03.0137-9086.2 669086	BDX
						03.0137-9175.2 669175	TRW
			➡	09/95→		03.0137-9158.2 669158	TRW
			➡	10/94→ 08/95; + ABS		03.0137-9175.2 669175	TRW
			➡	10/93→ 08/95; + ABS		03.0137-9175.2 669175	TRW
1.9 DT	66	05/93→05/01		10/93→; + ABS; für Fahrzeuge ohne verstärktes Fahrwerk		03.0137-9228.2 669228	BDX
				10/93→; - ABS; für Fahrzeuge mit verstärktem Fahrwerk; Türenanzahl: 3		03.0137-9228.2 669228	BDX
			➡	10/93→; - ABS; für Fahrzeuge ohne verstärktes Fahrwerk; Türenanzahl: 5		03.0137-9086.2 669086	BDX
						03.0137-9175.2 669175	TRW
↓							








	kw			 	! #		
<b>PEUGEOT - 306 Schrägheck (7A, 7C, N3, N5) 01/93→10/03</b>							
<b>Zubehörsatz, Bremsbacken</b>							
1.9 DT	66	05/93→05/01	➡	09/95→	03.0137-9158.2	669158	TRW
			➡	10/93→ 08/95; + ABS	03.0137-9175.2	669175	TRW
1.9 Td	52	07/95→08/00		+ ABS; für Fahrzeuge ohne verstärktes Fahrwerk	03.0137-9228.2	669228	BDX
				- ABS; für Fahrzeuge mit verstärktem Fahrwerk; Türenanzahl: 3	03.0137-9228.2	669228	BDX
			➡	- ABS; für Fahrzeuge ohne verstärktes Fahrwerk; Türenanzahl: 5	03.0137-9086.2	669086	BDX
			➡	09/95→	03.0137-9175.2	669175	TRW
			➡	→ 08/95; + ABS	03.0137-9158.2	669158	TRW
<b>Bremstrommel</b>							
1.1	44	05/93→05/01	➡	03/94→ 04/97; - ABS	24.0218-0016.1	480011	Ø 180,0 x 44,5 / 181 - RLG / - ABS Ring
					24.0218-0716.2	480203	Ø 180,0 x 44,5 / 181 + RLG / - ABS Ring
			➡	03/94→ 08/95; + ABS; TRW	24.0218-0016.1	480011	Ø 180,0 x 44,5 / 181 - RLG / - ABS Ring
					24.0218-0716.2	480203	Ø 180,0 x 44,5 / 181 + RLG / - ABS Ring
		➡	09/95→ 04/97; + ABS	24.0220-3014.1	480090	Ø 203,0 x 46,5 / 204,5 - RLG / - ABS Ring	
		➡	03/94→ 04/97; + ABS; BENDIX	24.0222-8017.1	480071	Ø 229,0 x 50,8 / 230	
1.4 1.8 D 1.9 D 1.9 D	55 43 47 50	05/93→05/01 05/93→05/01 05/93→05/01 06/94→05/01	➡	→ 08/95; + ABS; TRW	24.0218-0016.1	480011	Ø 180,0 x 44,5 / 181 - RLG / - ABS Ring
					24.0218-0716.2	480203	Ø 180,0 x 44,5 / 181 + RLG / - ABS Ring
			➡	→ 04/97; - ABS; für Fahrzeuge ohne verstärktes Fahrwerk; Türenanzahl: 5	24.0218-0016.1	480011	Ø 180,0 x 44,5 / 181 - RLG / - ABS Ring
					24.0218-0716.2	480203	Ø 180,0 x 44,5 / 181 + RLG / - ABS Ring
			➡	05/97→; - ABS	24.0218-0016.1	480011	Ø 180,0 x 44,5 / 181 - RLG / - ABS Ring
					24.0218-0716.2	480203	Ø 180,0 x 44,5 / 181 + RLG / - ABS Ring
			➡	09/95→; + ABS	24.0220-3014.1	480090	Ø 203,0 x 46,5 / 204,5 - RLG / - ABS Ring
			➡	→ 04/97; + ABS; für Fahrzeuge ohne verstärktes Fahrwerk; BENDIX	24.0222-8017.1	480071	Ø 229,0 x 50,8 / 230
➡	→ 04/97; - ABS; für Fahrzeuge mit verstärktem Fahrwerk; Türenanzahl: 3; BENDIX	24.0222-8017.1	480071	Ø 229,0 x 50,8 / 230			
➡	05/97→; BENDIX	24.0222-8017.1	480071	Ø 229,0 x 50,8 / 230			
1.6 1.8	65 74	05/93→10/00 05/93→05/01	➡	→ 08/95; + ABS; TRW	24.0218-0016.1	480011	Ø 180,0 x 44,5 / 181 - RLG / - ABS Ring
					24.0218-0716.2	480203	Ø 180,0 x 44,5 / 181 + RLG / - ABS Ring
			➡	- ABS	24.0218-0016.1	480011	Ø 180,0 x 44,5 / 181 - RLG / - ABS Ring
		➡	09/95→; + ABS	24.0220-3014.1	480090	Ø 203,0 x 46,5 / 204,5 - RLG / - ABS Ring	
1.6	72	10/00→05/01	➡	- ABS	24.0218-0016.1	480011	Ø 180,0 x 44,5 / 181 - RLG / - ABS Ring
					24.0218-0716.2	480203	Ø 180,0 x 44,5 / 181 + RLG / - ABS Ring
		➡	+ ABS	24.0220-3014.1	480090	Ø 203,0 x 46,5 / 204,5 - RLG / - ABS Ring	
1.8	74	05/97→04/99	➡	- ABS; Lucas	24.0218-0016.1	480011	Ø 180,0 x 44,5 / 181 - RLG / - ABS Ring
					24.0218-0016.1	480011	Ø 180,0 x 44,5 / 181 - RLG / - ABS Ring
			➡	- ABS	24.0218-0716.2	480203	Ø 180,0 x 44,5 / 181 + RLG / - ABS Ring
		➡	+ ABS	24.0220-3014.1	480090	Ø 203,0 x 46,5 / 204,5 - RLG / - ABS Ring	
↓							








	kw			 	! #		
<b>PEUGEOT - 306 Schrägheck (7A, 7C, N3, N5) 01/93→10/03</b>							
<b>Bremstrommel</b>							
1.8 D	44	04/93→05/99	➔	→ 04/97; - ABS; für Fahrzeuge ohne verstärktes Fahrwerk; Türenanzahl: 5	24.0218-0016.1	480011	Ø 180,0 x 44,5 / 181 - RLG / - ABS Ring
					24.0218-0716.2	480203	Ø 180,0 x 44,5 / 181 + RLG / - ABS Ring
			➔	→ 08/95; + ABS; TRW	24.0218-0016.1	480011	Ø 180,0 x 44,5 / 181 - RLG / - ABS Ring
					24.0218-0716.2	480203	Ø 180,0 x 44,5 / 181 + RLG / - ABS Ring
			➔	05/97→; - ABS	24.0218-0016.1	480011	Ø 180,0 x 44,5 / 181 - RLG / - ABS Ring
					24.0218-0716.2	480203	Ø 180,0 x 44,5 / 181 + RLG / - ABS Ring
1.9 D 1.9 D	51 55	09/98→05/01 03/98→05/01	➔	- ABS	24.0218-0016.1	480011	Ø 180,0 x 44,5 / 181 - RLG / - ABS Ring
					24.0218-0716.2	480203	Ø 180,0 x 44,5 / 181 + RLG / - ABS Ring
			➔	+ ABS	24.0220-3014.1	480090	Ø 203,0 x 46,5 / 204,5 - RLG / - ABS Ring
			➔	BENDIX	24.0222-8017.1	480071	Ø 229,0 x 50,8 / 230
			➔	→ 04/97; + ABS; für Fahrzeuge ohne verstärktes Fahrwerk; BENDIX	24.0222-8017.1	480071	Ø 229,0 x 50,8 / 230
					24.0222-8017.1	480071	Ø 229,0 x 50,8 / 230
1.9 D	69	04/93→04/97	➔	10/94→ 08/95; + ABS; Lucas	24.0218-0016.1	480011	Ø 180,0 x 44,5 / 181 - RLG / - ABS Ring
			➔	10/93→; - ABS; für Fahrzeuge ohne verstärktes Fahrwerk; Türenanzahl: 5	24.0218-0016.1	480011	Ø 180,0 x 44,5 / 181 - RLG / - ABS Ring
					24.0218-0716.2	480203	Ø 180,0 x 44,5 / 181 + RLG / - ABS Ring
			➔	10/93→ 08/95; + ABS; TRW	24.0218-0016.1	480011	Ø 180,0 x 44,5 / 181 - RLG / - ABS Ring
					24.0218-0716.2	480203	Ø 180,0 x 44,5 / 181 + RLG / - ABS Ring
			➔	10/94→ 08/95; - ABS; Lucas	24.0218-0016.1	480011	Ø 180,0 x 44,5 / 181 - RLG / - ABS Ring
			➔	10/94→ 08/95; - ABS	24.0218-0716.2	480203	Ø 180,0 x 44,5 / 181 + RLG / - ABS Ring
			➔	10/94→ 08/95; + ABS	24.0218-0716.2	480203	Ø 180,0 x 44,5 / 181 + RLG / - ABS Ring
			➔	09/95→	24.0220-3014.1	480090	Ø 203,0 x 46,5 / 204,5 - RLG / - ABS Ring
			➔	10/93→; + ABS; für Fahrzeuge ohne verstärktes Fahrwerk; BENDIX	24.0222-8017.1	480071	Ø 229,0 x 50,8 / 230
1.9 DT	66	05/93→05/01	➔	10/93→; - ABS; für Fahrzeuge ohne verstärktes Fahrwerk; Türenanzahl: 5	24.0218-0016.1	480011	Ø 180,0 x 44,5 / 181 - RLG / - ABS Ring
					24.0218-0716.2	480203	Ø 180,0 x 44,5 / 181 + RLG / - ABS Ring
			➔	10/93→ 08/95; + ABS; TRW	24.0218-0016.1	480011	Ø 180,0 x 44,5 / 181 - RLG / - ABS Ring
					24.0218-0716.2	480203	Ø 180,0 x 44,5 / 181 + RLG / - ABS Ring
			➔	09/95→	24.0220-3014.1	480090	Ø 203,0 x 46,5 / 204,5 - RLG / - ABS Ring
			➔	10/93→; - ABS; für Fahrzeuge mit verstärktem Fahrwerk; Türenanzahl: 3; BENDIX	24.0222-8017.1	480071	Ø 229,0 x 50,8 / 230
1.9 Td	52	07/95→08/00	➔	→ 08/95; + ABS; TRW	24.0218-0016.1	480011	Ø 180,0 x 44,5 / 181 - RLG / - ABS Ring














	kw			 	! #		
<b>PEUGEOT - 306 Schrägheck (7A, 7C, N3, N5) 01/93→10/03</b>							
<b>Bremstrommel</b>							
1.9 Td	52	07/95→08/00	➡	→ 08/95; + ABS; TRW	24.0218-0716.2	480203	Ø 180,0 x 44,5 / 181 + RLG / - ABS Ring
			➡	- ABS; für Fahrzeuge ohne verstärktes Fahrwerk; Türenanzahl: 5	24.0218-0016.1	480011	Ø 180,0 x 44,5 / 181 - RLG / - ABS Ring
			➡	09/95→	24.0218-0716.2	480203	Ø 180,0 x 44,5 / 181 + RLG / - ABS Ring
			➡	+ ABS; für Fahrzeuge ohne verstärktes Fahrwerk; BENDIX	24.0220-3014.1	480090	Ø 203,0 x 46,5 / 204,5 - RLG / - ABS Ring
			➡	- ABS; für Fahrzeuge mit verstärktem Fahrwerk; Türenanzahl: 3; BENDIX	24.0222-8017.1	480071	Ø 229,0 x 50,8 / 230
<b>Bremsbackensatz</b>							
1.1	44	05/93→05/01	➡	03/94→ 04/97; - ABS	03.0137-0197.2	650197	TRW Ø 180 x 32 + HEB
			➡	03/94→ 08/95; + ABS	03.0137-0261.2	650261	BDX Ø 180 x 32
			➡	09/95→ 04/97; + ABS	03.0520-2520.3	692520	TRW Ø 180 x 32 Ø 20,64 + RZ / + Zub TopKit
			➡	03/94→ 04/97; + ABS	03.0520-2620.3	692620	BDX Ø 180 x 32 Ø 20,64 + RZ / + Zub TopKit
			➡	09/95→; →Orga 08729; + ABS	03.0137-0312.2	650312	TRW Ø 203 x 38
1.4 1.8 D 1.9 D 1.9 D	55 43 47 50	05/93→05/01 05/93→05/01 05/93→05/01 06/94→05/01	➡	→ 04/97; - ABS; für Fahrzeuge ohne verstärktes Fahrwerk; Türenanzahl: 5	03.0137-0197.2	650197	TRW Ø 180 x 32 + HEB
			➡	05/97→; - ABS	03.0137-0261.2	650261	BDX Ø 180 x 32
			➡	→ 08/95; + ABS	03.0520-2520.3	692520	TRW Ø 180 x 32 Ø 20,64 + RZ / + Zub TopKit
			➡	09/95→; + ABS	03.0520-2620.3	692620	BDX Ø 180 x 32 Ø 20,64 + RZ / + Zub TopKit
			➡	→ 04/97; - ABS; für Fahrzeuge mit verstärktem Fahrwerk; Türenanzahl: 3	03.0137-0197.2	650197	TRW Ø 180 x 32 + HEB
			➡	→ 04/97; - ABS; für Fahrzeuge mit verstärktem Fahrwerk; Türenanzahl: 3	03.0137-0261.2	650261	BDX Ø 180 x 32
			➡	→ 08/95; + ABS	03.0520-2520.3	692520	TRW Ø 180 x 32 Ø 20,64 + RZ / + Zub TopKit
			➡	09/95→; + ABS	03.0520-2620.3	692620	BDX Ø 180 x 32 Ø 20,64 + RZ / + Zub TopKit
			➡	→ 04/97; + ABS; für Fahrzeuge ohne verstärktes Fahrwerk	03.0137-0197.2	650197	TRW Ø 180 x 32 + HEB
			➡	→ 04/97; + ABS; für Fahrzeuge ohne verstärktes Fahrwerk	03.0137-0261.2	650261	BDX Ø 180 x 32
			➡	05/97→	03.0520-2520.3	692520	TRW Ø 180 x 32 Ø 20,64 + RZ / + Zub TopKit
			➡	→ 04/97; - ABS; für Fahrzeuge mit verstärktem Fahrwerk; Türenanzahl: 3	03.0520-2620.3	692620	BDX Ø 180 x 32 Ø 20,64 + RZ / + Zub TopKit
			➡	→ 04/97; für Fahrzeuge mit verstärktem Fahrwerk; Türenanzahl: 3; + ABS	03.0137-0312.2	650312	TRW Ø 203 x 38
			➡	05/97→	03.0137-0370.2	650370	BDX Ø 229 x 42 + HEB
			➡	→ 04/97; - ABS; für Fahrzeuge mit verstärktem Fahrwerk; Türenanzahl: 3	03.0520-3220.3	693220	BDX Ø 229 x 42 Ø 20,64 + RZ / + Zub TopKit
➡	→ 04/97; für Fahrzeuge mit verstärktem Fahrwerk; Türenanzahl: 3; + ABS	03.0137-0370.2	650370	BDX Ø 229 x 42 + HEB			
➡	05/97→	03.0520-3220.3	693220	BDX Ø 229 x 42 Ø 20,64 + RZ / + Zub TopKit			
➡	09/95→; →Orga 08729; + ABS	03.0520-2620.3	692620	BDX Ø 180 x 32 Ø 20,64 + RZ / + Zub TopKit			
➡	09/95→; →Orga 08729; + ABS	03.0520-3220.3	693220	BDX Ø 229 x 42 Ø 20,64 + RZ / + Zub TopKit			
➡	09/95→; →Orga 08729; + ABS	03.0520-5720.3	695720	TRW Ø 203 x 39 Ø 20,64 + RZ / + Zub TopKit			
➡	Orga 08730→; + ABS	03.0520-6420.3	696420	TRW Ø 203 x 39 Ø 20,64 + RZ / + Zub TopKit			
1.6	65	05/93→10/00	➡	- ABS	03.0137-0197.2	650197	TRW Ø 180 x 32 + HEB
			➡	→ 08/95; + ABS	03.0137-0261.2	650261	BDX Ø 180 x 32
			➡	09/95→; + ABS	03.0520-2520.3	692520	TRW Ø 180 x 32 Ø 20,64 + RZ / + Zub TopKit
			➡	→ 08/95; + ABS	03.0520-2620.3	692620	BDX Ø 180 x 32 Ø 20,64 + RZ / + Zub TopKit
			➡	→ 08/95; + ABS	03.0137-0197.2	650197	TRW Ø 180 x 32 + HEB
			➡	09/95→; + ABS	03.0137-0312.2	650312	TRW Ø 203 x 38












	kw			 	! #		
<b>PEUGEOT - 306 Schrägheck (7A, 7C, N3, N5) 01/93→10/03</b>							
<b>Bremsbackensatz</b>							
1.6	65	05/93→10/00	➔	09/95→; →Orga 08729; + ABS		<b>03.0520-5720.3 695720</b>	TRW Ø 203 x 39 Ø 20,64 + RZ / + Zub TopKit
1.6	72	10/00→05/01	➔	- ABS		<b>03.0137-0197.2 650197</b> <b>03.0137-0261.2 650261</b> <b>03.0520-2520.3 692520</b> <b>03.0520-2620.3 692620</b>	TRW Ø 180 x 32 + HEB BDX Ø 180 x 32 TRW Ø 180 x 32 Ø 20,64 + RZ / + Zub TopKit BDX Ø 180 x 32 Ø 20,64 + RZ / + Zub TopKit
				➔ + ABS		<b>03.0137-0312.2 650312</b>	TRW Ø 203 x 38
				➔ Orga 08730→; + ABS		<b>03.0520-6420.3 696420</b>	TRW Ø 203 x 39 Ø 20,64 + RZ / + Zub TopKit
1.8	74	05/93→05/01	➔	- ABS		<b>03.0137-0197.2 650197</b> <b>03.0137-0261.2 650261</b> <b>03.0520-2520.3 692520</b> <b>03.0520-2620.3 692620</b>	TRW Ø 180 x 32 + HEB BDX Ø 180 x 32 TRW Ø 180 x 32 Ø 20,64 + RZ / + Zub TopKit BDX Ø 180 x 32 Ø 20,64 + RZ / + Zub TopKit
				➔ → 08/95; + ABS		<b>03.0137-0197.2 650197</b>	TRW Ø 180 x 32 + HEB
				➔ 09/95→; + ABS		<b>03.0137-0312.2 650312</b>	TRW Ø 203 x 38
				➔ 09/95→; →Orga 08729; + ABS		<b>03.0520-5720.3 695720</b>	TRW Ø 203 x 39 Ø 20,64 + RZ / + Zub TopKit
				➔ Orga 08730→; + ABS		<b>03.0520-6420.3 696420</b>	TRW Ø 203 x 39 Ø 20,64 + RZ / + Zub TopKit
1.8	74	05/97→04/99	➔	- ABS		<b>03.0137-0197.2 650197</b> <b>03.0137-0261.2 650261</b> <b>03.0520-2520.3 692520</b> <b>03.0520-2620.3 692620</b>	TRW Ø 180 x 32 + HEB BDX Ø 180 x 32 TRW Ø 180 x 32 Ø 20,64 + RZ / + Zub TopKit BDX Ø 180 x 32 Ø 20,64 + RZ / + Zub TopKit
				➔ + ABS		<b>03.0137-0312.2 650312</b> <b>03.0137-0370.2 650370</b> <b>03.0520-3220.3 693220</b>	TRW Ø 203 x 38 BDX Ø 229 x 42 + HEB BDX Ø 229 x 42 Ø 20,64 + RZ / + Zub TopKit
				➔ →Orga 08729; + ABS		<b>03.0520-5720.3 695720</b>	TRW Ø 203 x 39 Ø 20,64 + RZ / + Zub TopKit
				➔ Orga 08730→; + ABS		<b>03.0520-6420.3 696420</b>	TRW Ø 203 x 39 Ø 20,64 + RZ / + Zub TopKit
				➔			
1.8 D	44	04/93→05/99	➔	→ 04/97; - ABS; für Fahrzeuge ohne verstärktes Fahrwerk; Türenanzahl: 5		<b>03.0137-0197.2 650197</b> <b>03.0137-0261.2 650261</b> <b>03.0520-2520.3 692520</b> <b>03.0520-2620.3 692620</b>	TRW Ø 180 x 32 + HEB BDX Ø 180 x 32 TRW Ø 180 x 32 Ø 20,64 + RZ / + Zub TopKit BDX Ø 180 x 32 Ø 20,64 + RZ / + Zub TopKit
				➔ 05/97→; - ABS		<b>03.0137-0197.2 650197</b> <b>03.0137-0261.2 650261</b> <b>03.0520-2520.3 692520</b> <b>03.0520-2620.3 692620</b>	TRW Ø 180 x 32 + HEB BDX Ø 180 x 32 TRW Ø 180 x 32 Ø 20,64 + RZ / + Zub TopKit BDX Ø 180 x 32 Ø 20,64 + RZ / + Zub TopKit
				➔ → 08/95; + ABS		<b>03.0137-0197.2 650197</b>	TRW Ø 180 x 32 + HEB
				➔ 09/95→; + ABS		<b>03.0137-0312.2 650312</b>	TRW Ø 203 x 38
				➔ → 04/97; + ABS; für Fahrzeuge ohne verstärktes Fahrwerk		<b>03.0137-0370.2 650370</b> <b>03.0520-3220.3 693220</b>	BDX Ø 229 x 42 + HEB BDX Ø 229 x 42 Ø 20,64 + RZ / + Zub TopKit
				➔ → 04/97; - ABS; für Fahrzeuge mit verstärktem Fahrwerk; Türenanzahl: 3		<b>03.0137-0370.2 650370</b>	BDX Ø 229 x 42 + HEB
				➔ → 04/97; für Fahrzeuge mit verstärktem Fahrwerk; Türenanzahl: 3; + ABS		<b>03.0520-3220.3 693220</b>	BDX Ø 229 x 42 Ø 20,64 + RZ / + Zub TopKit
				➔ 09/95→; →Orga 08729; + ABS		<b>03.0520-5720.3 695720</b>	TRW Ø 203 x 39 Ø 20,64 + RZ / + Zub TopKit
				➔ Orga 08730→; + ABS		<b>03.0520-6420.3 696420</b>	TRW Ø 203 x 39 Ø 20,64 + RZ / + Zub TopKit
				➔			
1.9 D 1.9 D ↓	51 55	09/98→05/01 03/98→05/01	➔	- ABS		<b>03.0137-0197.2 650197</b> <b>03.0137-0261.2 650261</b>	TRW Ø 180 x 32 + HEB BDX Ø 180 x 32










	kw			 	! #		
<b>PEUGEOT - 306 Schrägheck (7A, 7C, N3, N5) 01/93→10/03</b>							
<b>Bremsbackensatz</b>							
1.9 D 1.9 D	51 55	09/98→05/01 03/98→05/01	➡ - ABS	03.0520-2520.3	692520	TRW Ø 180 x 32 Ø 20,64 + RZ / + Zub TopKit	
				03.0520-2620.3	692620	BDX Ø 180 x 32 Ø 20,64 + RZ / + Zub TopKit	
			➡ + ABS	03.0137-0312.2	650312	TRW Ø 203 x 38	
				03.0520-3220.3	693220	BDX Ø 229 x 42 Ø 20,64 + RZ / + Zub TopKit	
			➡	03.0137-0370.2	650370	BDX Ø 229 x 42 + HEB	
			➡ →Orga 08729; + ABS	03.0520-5720.3	695720	TRW Ø 203 x 39 Ø 20,64 + RZ / + Zub TopKit	
			➡ Orga 08730→; + ABS	03.0520-6420.3	696420	TRW Ø 203 x 39 Ø 20,64 + RZ / + Zub TopKit	
1.9 D	69	04/93→04/97	➡ 10/94→ 08/95; - ABS	03.0137-0197.2	650197	TRW Ø 180 x 32 + HEB	
				03.0137-0261.2	650261	BDX Ø 180 x 32	
				03.0520-2520.3	692520	TRW Ø 180 x 32 Ø 20,64 + RZ / + Zub TopKit	
				03.0520-2620.3	692620	BDX Ø 180 x 32 Ø 20,64 + RZ / + Zub TopKit	
			➡ 10/93→ 08/95; + ABS	03.0137-0197.2	650197	TRW Ø 180 x 32 + HEB	
			➡ 10/94→ 08/95; + ABS	03.0137-0197.2	650197	TRW Ø 180 x 32 + HEB	
			➡ 10/93→; - ABS; für Fahrzeuge ohne verstärktes Fahrwerk; Türenanzahl: 5	03.0137-0197.2	650197	TRW Ø 180 x 32 + HEB	
				03.0137-0261.2	650261	BDX Ø 180 x 32	
				03.0520-2520.3	692520	TRW Ø 180 x 32 Ø 20,64 + RZ / + Zub TopKit	
				03.0520-2620.3	692620	BDX Ø 180 x 32 Ø 20,64 + RZ / + Zub TopKit	
			➡ 09/95→	03.0137-0312.2	650312	TRW Ø 203 x 38	
			➡ 10/93→; + ABS; für Fahrzeuge ohne verstärktes Fahrwerk	03.0137-0370.2	650370	BDX Ø 229 x 42 + HEB	
				03.0520-3220.3	693220	BDX Ø 229 x 42 Ø 20,64 + RZ / + Zub TopKit	
➡ 10/93→; - ABS; für Fahrzeuge mit verstärktem Fahrwerk; Türenanzahl: 3	03.0137-0370.2	650370	BDX Ø 229 x 42 + HEB				
➡ 10/94→; + ABS	03.0137-0370.2	650370	BDX Ø 229 x 42 + HEB				
	03.0520-3220.3	693220	BDX Ø 229 x 42 Ø 20,64 + RZ / + Zub TopKit				
➡ 10/93→; für Fahrzeuge mit verstärktem Fahrwerk; Türenanzahl: 3; + ABS	03.0520-3220.3	693220	BDX Ø 229 x 42 Ø 20,64 + RZ / + Zub TopKit				
➡ 09/95→; →Orga 08729	03.0520-5720.3	695720	TRW Ø 203 x 39 Ø 20,64 + RZ / + Zub TopKit				
➡ Orga 08730→	03.0520-6420.3	696420	TRW Ø 203 x 39 Ø 20,64 + RZ / + Zub TopKit				
1.9 DT	66	05/93→05/01	➡ 10/93→ 08/95; + ABS	03.0137-0197.2	650197	TRW Ø 180 x 32 + HEB	
			➡ 10/93→; - ABS; für Fahrzeuge ohne verstärktes Fahrwerk; Türenanzahl: 5	03.0137-0197.2	650197	TRW Ø 180 x 32 + HEB	
				03.0137-0261.2	650261	BDX Ø 180 x 32	
				03.0520-2520.3	692520	TRW Ø 180 x 32 Ø 20,64 + RZ / + Zub TopKit	
				03.0520-2620.3	692620	BDX Ø 180 x 32 Ø 20,64 + RZ / + Zub TopKit	
			➡ 09/95→	03.0137-0312.2	650312	TRW Ø 203 x 38	
			➡ 10/93→; + ABS; für Fahrzeuge ohne verstärktes Fahrwerk	03.0137-0370.2	650370	BDX Ø 229 x 42 + HEB	
				03.0520-3220.3	693220	BDX Ø 229 x 42 Ø 20,64 + RZ / + Zub TopKit	
➡ 10/93→; - ABS; für Fahrzeuge mit verstärktem Fahrwerk; Türenanzahl: 3	03.0137-0370.2	650370	BDX Ø 229 x 42 + HEB				
➡ 10/93→; für Fahrzeuge mit verstärktem Fahrwerk; Türenanzahl: 3; + ABS	03.0520-3220.3	693220	BDX Ø 229 x 42 Ø 20,64 + RZ / + Zub TopKit				
➡ 09/95→; →Orga 08729	03.0520-5720.3	695720	TRW Ø 203 x 39 Ø 20,64 + RZ / + Zub TopKit				
➡ Orga 08730→	03.0520-6420.3	696420	TRW Ø 203 x 39 Ø 20,64 + RZ / + Zub TopKit				
1.9 Td	52	07/95→08/00	➡ - ABS; für Fahrzeuge ohne verstärktes Fahrwerk; Türenanzahl: 5	03.0137-0197.2	650197	TRW Ø 180 x 32 + HEB	
				03.0137-0261.2	650261	BDX Ø 180 x 32	
				03.0520-2520.3	692520	TRW Ø 180 x 32 Ø 20,64 + RZ / + Zub TopKit	








	kw			 	! #		
<b>PEUGEOT - 306 Schrägheck (7A, 7C, N3, N5) 01/93→10/03</b>							
<b>Bremsbackensatz</b>							
1.9 Td	52	07/95→08/00	➔	- ABS; für Fahrzeuge ohne verstärktes Fahrwerk; Türenanzahl: 5		<b>03.0520-2620.3 692620</b>	BDX Ø 180 x 32 Ø 20,64 + RZ / + Zub TopKit
			➔	→ 08/95; + ABS		<b>03.0137-0197.2 650197</b>	TRW Ø 180 x 32 + HEB
			➔	09/95→		<b>03.0137-0312.2 650312</b>	TRW Ø 203 x 38
			➔	+ ABS; für Fahrzeuge ohne verstärktes Fahrwerk		<b>03.0137-0370.2 650370</b> <b>03.0520-3220.3 693220</b>	BDX Ø 229 x 42 + HEB BDX Ø 229 x 42 Ø 20,64 + RZ / + Zub TopKit
			➔	- ABS; für Fahrzeuge mit verstärktem Fahrwerk; Türenanzahl: 3		<b>03.0137-0370.2 650370</b>	BDX Ø 229 x 42 + HEB
			➔	für Fahrzeuge mit verstärktem Fahrwerk; Türenanzahl: 3; + ABS		<b>03.0520-3220.3 693220</b>	BDX Ø 229 x 42 Ø 20,64 + RZ / + Zub TopKit
			➔	09/95→; →Orga 08729		<b>03.0520-5720.3 695720</b>	TRW Ø 203 x 39 Ø 20,64 + RZ / + Zub TopKit
			➔	Orga 08730→		<b>03.0520-6420.3 696420</b>	TRW Ø 203 x 39 Ø 20,64 + RZ / + Zub TopKit
<b>Seilzug, Feststellbremse</b>							
1.1	44	05/93→05/01	➔	<input type="checkbox"/> ; 03/94→ 04/97; Trommelbremse		<b>24.3727-0818.2 580818</b>	L= 1.656
			➔	<input type="checkbox"/> ; 03/94→ 04/97; Trommelbremse		<b>24.3727-0819.2 580819</b>	L= 1.561
1.4	55	05/93→05/01	➔	<input type="checkbox"/> ; Trommelbremse		<b>24.3727-0818.2 580818</b>	L= 1.656
1.8 D	43	05/93→05/01	➔	<input type="checkbox"/> ; Trommelbremse		<b>24.3727-0819.2 580819</b>	L= 1.561
1.9 D	47	05/93→05/01	➔	<input type="checkbox"/> ; Trommelbremse		<b>24.3727-0819.2 580819</b>	L= 1.561
1.9 D	50	06/94→05/01	➔	<input type="checkbox"/> ; Entreprise; Trommelbremse		<b>24.3727-0822.2 580822</b>	L= 1.608 + Zub
1.9 D	51	09/98→05/01	➔	<input type="checkbox"/> ; Entreprise; Trommelbremse		<b>24.3727-0823.2 580823</b>	L= 1.690
1.9 D	55	03/98→05/01	➔	<input type="checkbox"/> ; Entreprise; Trommelbremse		<b>24.3727-0823.2 580823</b>	L= 1.690
1.6	65	05/93→10/00	➔	<input type="checkbox"/> ; Trommelbremse		<b>24.3727-0818.2 580818</b>	L= 1.656
1.6	72	10/00→05/01	➔	<input type="checkbox"/> ; Trommelbremse		<b>24.3727-0818.2 580818</b>	L= 1.656
1.8	74	05/93→05/01	➔	<input type="checkbox"/> ; Trommelbremse		<b>24.3727-0819.2 580819</b>	L= 1.561
1.8 D	44	04/93→05/99	➔	<input type="checkbox"/> ; Trommelbremse		<b>24.3727-0819.2 580819</b>	L= 1.561
1.9 Td	52	07/95→08/00	➔	<input type="checkbox"/> ; Trommelbremse		<b>24.3727-0819.2 580819</b>	L= 1.561
1.8	74	05/97→04/99	➔	<input type="checkbox"/> ; Trommelbremse		<b>24.3727-0818.2 580818</b>	L= 1.656
			➔	<input type="checkbox"/> ; Türenanzahl: 4; Trommelbremse		<b>24.3727-0818.2 580818</b>	L= 1.656
			➔	<input type="checkbox"/> ; Türenanzahl: 4; Trommelbremse		<b>24.3727-0819.2 580819</b>	L= 1.561
			➔	<input type="checkbox"/> ; Trommelbremse		<b>24.3727-0819.2 580819</b>	L= 1.561
1.8 16V	81	03/97→05/01	➔	<input type="checkbox"/> ; Scheibenbremse		<b>24.3727-0812.2 580812</b>	L= 1.696
2.0 16V	99	03/97→06/00	➔	<input type="checkbox"/> ; Scheibenbremse		<b>24.3727-0812.2 580812</b>	L= 1.696
2.0 HDi 90	66	06/99→05/01	➔	<input type="checkbox"/> ; Scheibenbremse		<b>24.3727-0813.2 580813</b>	L= 1.614
2.0 S16	110	06/94→05/01	➔	<input type="checkbox"/> ; Scheibenbremse		<b>24.3727-0813.2 580813</b>	L= 1.614
2.0 S16	120	03/96→05/01	➔	<input type="checkbox"/> ; Scheibenbremse		<b>24.3727-0813.2 580813</b>	L= 1.614
1.8 16V	82	03/97→10/03	➔	<input type="checkbox"/> ; → 05/01; Scheibenbremse		<b>24.3727-0812.2 580812</b>	L= 1.696
			➔	<input type="checkbox"/> ; → 05/01; Scheibenbremse		<b>24.3727-0813.2 580813</b>	L= 1.614
1.9 D	69	04/93→04/97	➔	<input type="checkbox"/> ; 10/93→; Trommelbremse		<b>24.3727-0818.2 580818</b>	L= 1.656
			➔	<input type="checkbox"/> ; 10/94→; Trommelbremse		<b>24.3727-0818.2 580818</b>	L= 1.656
			➔	<input type="checkbox"/> ; 10/94→; Trommelbremse		<b>24.3727-0819.2 580819</b>	L= 1.561
			➔	<input type="checkbox"/> ; 10/93→; Trommelbremse		<b>24.3727-0819.2 580819</b>	L= 1.561
1.9 DT	66	05/93→05/01	➔	<input type="checkbox"/> ; 10/93→; Trommelbremse		<b>24.3727-0818.2 580818</b>	L= 1.656
			➔	<input type="checkbox"/> ; 10/93→; Trommelbremse		<b>24.3727-0819.2 580819</b>	L= 1.561
2.0 16V	97	03/97→05/01	➔	<input type="checkbox"/> ; Türenanzahl: 4; Scheibenbremse		<b>24.3727-0812.2 580812</b>	L= 1.696
			➔	<input type="checkbox"/> ; Türenanzahl: 4; Scheibenbremse		<b>24.3727-0813.2 580813</b>	L= 1.614
2.0 S16	112	05/93→05/01	➔	<input type="checkbox"/> ; 07/94→; Scheibenbremse		<b>24.3727-0812.2 580812</b>	L= 1.696
			➔	<input type="checkbox"/> ; 07/94→; Scheibenbremse		<b>24.3727-0813.2 580813</b>	L= 1.614
2.0 XSi	89	05/93→05/01	➔	<input type="checkbox"/> ; 03/94→; Scheibenbremse		<b>24.3727-0812.2 580812</b>	L= 1.696
			➔	<input type="checkbox"/> ; 03/94→; Scheibenbremse		<b>24.3727-0813.2 580813</b>	L= 1.614
<b>PEUGEOT - 307 (3A/C) 08/00→</b>							
<b>Seilzug, Feststellbremse</b>							
1.4	55	08/00→	➔	<input type="checkbox"/> ; → 07/07; Scheibenbremse	2	<b>24.3727-0832.2 580832</b>	L= 2.035
1.4 16V	65	11/03→					
1.4 HDi	50	10/01→					
1.6	81	07/06→					
1.6 16V	80	08/00→					
1.6 HDi	66	04/05→					
1.6 HDi 110	80	02/04→					
2.0 16V	100	08/00→					
↓							











	kW			 	! #		
<b>PEUGEOT - 307 (3A/C) 08/00→</b>							
 <b>Seilzug, Feststellbremse</b>							
2.0 16V 2.0 16V 2.0 HDi 110 2.0 HDi 135 2.0 HDi 90	103 130 79 100 66	03/05→ 06/05→ 08/00→ 10/03→ 08/00→	➡	⬇️; → 07/07; Scheibenbremse	2	24.3727-0832.2 580832	L= 2.035
1.6	85	08/05→12/09	➡	⬇️; 07/06→ 07/07; Scheibenbremse	2	24.3727-0832.2 580832	L= 2.035
<b>PEUGEOT - 307 Break (3E) 03/02→</b>							
 <b>Seilzug, Feststellbremse</b>							
1.4 1.4 16V 1.4 HDi 1.6 16V 1.6 HDi 1.6 HDi 110 2.0 2.0 16V 2.0 16V 2.0 HDi 110 2.0 HDi 135 2.0 HDi 90	55 65 50 80 66 80 100 103 130 79 100 66	04/02→09/03 11/03→ 03/02→ 03/02→ 04/05→ 02/04→ 03/02→ 03/05→ 06/05→ 03/02→ 03/02→ 02/04→ 03/02→	➡	⬇️; →Orga 10933; Scheibenbremse	2	24.3727-0839.2 580839	L= 2.115
<b>PEUGEOT - 307 CC (3B) 10/03→</b>							
 <b>Seilzug, Feststellbremse</b>							
1.6 16V	80	02/05→	➡	⬇️; 03/05→ 02/09; Scheibenbremse	2	24.3727-0832.2 580832	L= 2.035
2.0 16V 2.0 16V 2.0 16V 2.0 HDi 135	100 103 130 100	10/03→ 03/05→ 10/03→ 06/05→	➡	⬇️; → 02/09; Scheibenbremse	2	24.3727-0832.2 580832	L= 2.035
<b>PEUGEOT - 307 SW (3H) 03/02→</b>							
 <b>Seilzug, Feststellbremse</b>							
1.4 1.4 16V 1.6 16V 1.6 BioFlex 1.6 HDi 110 1.6 HDi 90 2.0 16V 2.0 16V 2.0 HDi 110 2.0 HDi 135 2.0 HDi 90	55 65 80 80 80 66 100 103 79 100 66	04/02→09/03 11/03→ 03/02→ 09/07→ 02/04→ 12/06→ 03/02→ 03/05→ 03/02→ 02/04→ 03/02→	➡	⬇️; →Orga 10933; Scheibenbremse	2	24.3727-0839.2 580839	L= 2.115
1.4 HDi 70	50	03/02→01/05	➡	⬇️; Scheibenbremse	2	24.3727-0839.2 580839	L= 2.115
<b>PEUGEOT - 308 SW 09/07→</b>							
 <b>Seilzug, Feststellbremse</b>							
1.4 16V 1.6 16V 1.6 16V 1.6 16V 1.6 16V 1.6 HDi 1.6 HDi 2.0 Bioflex 2.0 HDi	70 88 103 110 128 66 80 103 100	09/07→ 09/07→ 09/07→ 09/07→ 03/08→ 09/07→ 09/07→ 01/08→ 09/07→	➡	⬇️; 05/08→ 04/14; Scheibenbremse	2	24.3727-0854.2 580854	L= 2.128
1.4 16V 1.6 16V 1.6 Bioflex 1.6 HDi 1.6 HDi 1.6 HDi 2.0 HDi 2.0 HDi	72 115 82 68 82 84 110 120	12/09→ 10/09→ 03/09→ 11/09→ 12/09→ 03/13→ 04/11→ 06/09→	➡	⬇️; → 04/14; Scheibenbremse	2	24.3727-0854.2 580854	L= 2.128
2.0 HDi	103	09/07→	➡	⬇️; 12/08→ 04/14; Scheibenbremse	2	24.3727-0854.2 580854	L= 2.128
<b>PEUGEOT - 405 II (4B) 01/92→11/99</b>							
 <b>Radbremszylinder</b>							
1.4 1.6 1.8	55 65 74	08/92→10/95 08/92→10/95 08/92→10/95	➡	09/92→; + ABS; ABS BENDIX		24.3220-0905.3 020207	TRW Ø 20,64 GG
			➡	⬇️; 09/92→; - ABS		24.3220-1611.3 020238	BDX Ø 20,64 GG
			➡	⬇️; 09/92→; - ABS		24.3220-1612.3 020239	BDX Ø 20,64 GG
1.9 D ↓	47	08/92→10/95	➡	09/92→; + ABS; ABS BENDIX		24.3220-0905.3 020207	TRW Ø 20,64 GG








	kw			 	! #		
<b>PEUGEOT - 405 II (4B) 01/92→11/99</b>							
<b> Radbremszylinder</b>							
1.9 D	47	08/92→10/95	➡	☐; 09/92→; - ABS; Geschlossen		24.3220-1611.3 020238	BDX Ø 20,64 GG
			➡	☐; 09/92→; - ABS; Geschlossen		24.3220-1612.3 020239	BDX Ø 20,64 GG
1.9 D	50	06/94→10/95	➡	+ ABS; ABS BENDIX		24.3220-0905.3 020207	TRW Ø 20,64 GG
			➡	☐; - ABS; Geschlossen		24.3220-1611.3 020238	BDX Ø 20,64 GG
			➡	☐; - ABS; Geschlossen		24.3220-1612.3 020239	BDX Ø 20,64 GG
<b>Zubehörsatz, Bremsbacken</b>							
1.4	55	08/92→10/95	➡	09/92→; + ABS; ABS BENDIX		03.0137-9027.2 669027	TRW
1.6	65	08/92→10/95	➡	09/92→; → S 71407666; - ABS		03.0137-9089.2 669089	BDX
1.8	74	08/92→10/95	➡				
1.9 D	47	08/92→10/95	➡	S 71407667→; - ABS		03.0137-9228.2 669228	BDX
1.9 D	50	06/94→10/95	➡	+ ABS; ABS BENDIX		03.0137-9027.2 669027	TRW
			➡	→ S 71407666; - ABS		03.0137-9089.2 669089	BDX
			➡	S 71407667→; - ABS		03.0137-9228.2 669228	BDX
1.9 D	52	08/97→11/99	➡	→ S 71407666; - ABS		03.0137-9089.2 669089	BDX
<b> Bremstrommel</b>							
1.4	55	08/92→10/95	➡	09/92→		24.0222-8017.1 480071	Ø 229,0 x 50,8 / 230
1.6	65	08/92→10/95	➡				
1.8	74	08/92→10/95	➡				
1.9 D	47	08/92→10/95	➡				
1.9 TD	66	08/92→10/95	➡				
1.6	66	08/92→05/97	➡	09/92→ 10/95		24.0222-8017.1 480071	Ø 229,0 x 50,8 / 230
1.9 TD	69	08/92→05/97	➡				
1.9 D	50	06/94→10/95	➡			24.0222-8017.1 480071	Ø 229,0 x 50,8 / 230
<b> Bremsbackensatz</b>							
1.4	55	08/92→10/95	➡	09/92→; → S 71407666; - ABS		03.0137-0202.2 650202	BDX Ø 229 x 42
1.6	65	08/92→10/95	➡				
1.8	74	08/92→10/95	➡	S 71407667→; - ABS		03.0137-0202.2 650202	BDX Ø 229 x 42
1.9 D	47	08/92→10/95	➡			03.0520-1220.3 691220	BDX Ø 229 x 42 Ø 20,64 + RZ / + Zub TopKit
			➡	09/92→; + ABS; ABS BENDIX		03.0137-0271.2 650271	TRW Ø 229 x 42 + HEB
			➡			03.0520-4120.3 694120	TRW Ø 229 x 42 Ø 20,64 + RZ / + Zub TopKit
1.9 D	50	06/94→10/95	➡	S 71407667→; - ABS		03.0137-0202.2 650202	BDX Ø 229 x 42
			➡			03.0520-1220.3 691220	BDX Ø 229 x 42 Ø 20,64 + RZ / + Zub TopKit
			➡	→ S 71407666; - ABS		03.0137-0202.2 650202	BDX Ø 229 x 42
			➡	+ ABS; ABS BENDIX		03.0137-0271.2 650271	TRW Ø 229 x 42 + HEB
			➡			03.0520-4120.3 694120	TRW Ø 229 x 42 Ø 20,64 + RZ / + Zub TopKit
1.9 D	52	08/97→11/99	➡	→ S 71407666; - ABS		03.0137-0202.2 650202	BDX Ø 229 x 42
<b> Seilzug, Feststellbremse</b>							
1.4	55	08/92→10/95	←	☐; 09/92→; Trommelbremse	1	24.3727-0831.2 580831	L= 1.842
1.6	65	08/92→10/95	➡	☐; 09/92→; Trommelbremse		24.3727-0803.2 580803	L= 550
1.8	74	08/92→10/95	➡				
1.9 D	47	08/92→10/95	➡	☐; 09/92→; Trommelbremse		24.3727-0804.2 580804	L= 855
1.6	66	08/92→05/97	←	☐; 09/92→ 10/95; Trommelbremse	1	24.3727-0831.2 580831	L= 1.842
			➡	☐; 09/92→ 10/95; Trommelbremse		24.3727-0803.2 580803	L= 550
			➡	☐; 09/92→ 10/95; Trommelbremse		24.3727-0804.2 580804	L= 855
1.9	90	01/92→11/97	←	☐; 09/92→ 12/93; Scheibenbremse	1	24.3727-0831.2 580831	L= 1.842
			➡	☐; 09/92→ 12/93; Scheibenbremse		24.3727-0808.2 580808	L= 558
			➡	☐; 09/92→ 12/93; Scheibenbremse		24.3727-0809.2 580809	L= 872
1.9 D	50	06/94→10/95	←	☐; Trommelbremse	1	24.3727-0831.2 580831	L= 1.842
			➡	☐; Trommelbremse		24.3727-0803.2 580803	L= 550
			➡	☐; Trommelbremse		24.3727-0804.2 580804	L= 855
1.9 TD	66	08/92→10/95	←	☐; 09/92→; Scheibenbremse	1	24.3727-0831.2 580831	L= 1.842
			←	☐; 09/92→; Trommelbremse	1	24.3727-0831.2 580831	L= 1.842
			➡	☐; 09/92→; Trommelbremse		24.3727-0803.2 580803	L= 550
			➡	☐; 09/92→; Trommelbremse		24.3727-0804.2 580804	L= 855
			↓				










	kw					! #		
<b>PEUGEOT - 405 II (4B) 01/92→11/99</b>								
<b>Seilzug, Feststellbremse</b>								
1.9 TD	66	08/92→10/95	➡	☐; 09/92→; Scheibenbremse			24.3727-0808.2 580808	L= 558
			➡	☐; 09/92→; Scheibenbremse			24.3727-0809.2 580809	L= 872
1.9 TD	69	08/92→05/97	⬅	☒; 09/92→ 10/95; Scheibenbremse	1	24.3727-0831.2 580831		L= 1.842
			⬅	☒; 09/92→ 10/95; Trommelbremse	1	24.3727-0831.2 580831		L= 1.842
			➡	☐; 09/92→ 10/95; Trommelbremse		24.3727-0803.2 580803		L= 550
			➡	☐; 09/92→ 10/95; Trommelbremse		24.3727-0804.2 580804		L= 855
			➡	☐; 09/92→ 10/95; Scheibenbremse		24.3727-0808.2 580808		L= 558
			➡	☐; 09/92→ 10/95; Scheibenbremse		24.3727-0809.2 580809		L= 872
2.0 2.0 MI-16	89 112	08/92→10/95 08/92→10/95	⬅	☒; 09/92→; Scheibenbremse	1	24.3727-0831.2 580831		L= 1.842
			➡	☐; 09/92→; Scheibenbremse		24.3727-0808.2 580808		L= 558
			➡	☐; 09/92→; Scheibenbremse		24.3727-0809.2 580809		L= 872
2.0 16V	110	06/94→10/95	⬅	☒; Scheibenbremse	1	24.3727-0831.2 580831		L= 1.842
			➡	☐; Scheibenbremse		24.3727-0808.2 580808		L= 558
			➡	☐; Scheibenbremse		24.3727-0809.2 580809		L= 872
<b>PEUGEOT - 405 II Break (4E) 08/92→10/98</b>								
<b>Radbremszylinder</b>								
1.4	55	08/92→10/96	➡	→ 10/95; S 71211990→; + ABS;			24.3220-0905.3 020207	TRW Ø 20,64 GG
1.6	65	08/92→10/96		ABS BENDIX				
1.6	80	08/92→10/96	➡	09/92→; → S 71211989; - ABS		24.3220-0905.3 020207		TRW Ø 20,64 GG
1.8	74	08/92→10/96						
1.9 D	47	08/92→10/96	➡	→ 10/95; S 71211990→; - ABS		24.3220-1715.3 020412		Ø 20,64 GG
			➡	09/92→ 10/95; + ABS; ABS BOSCH		24.3220-1715.3 020412		Ø 20,64 GG
1.9 D	50	06/94→10/96	➡	→ S 71211989; - ABS		24.3220-0905.3 020207		TRW Ø 20,64 GG
1.9 D	51	09/93→12/95	➡	→ 10/95; S 71211990→; + ABS;		24.3220-0905.3 020207		TRW Ø 20,64 GG
			➡	ABS BENDIX				
			➡	→ 10/95; S 71211990→; - ABS		24.3220-1715.3 020412		Ø 20,64 GG
			➡	→ 10/95; + ABS; ABS BOSCH		24.3220-1715.3 020412		Ø 20,64 GG
1.9 TD	66	08/92→10/96	➡	09/92→ 10/95; - ABS		24.3220-1715.3 020412		Ø 20,64 GG
1.9 TD	69	08/92→10/96						
<b>Zubehörsatz, Bremsbacken</b>								
1.4	55	08/92→10/96	➡	S 71211990→; → 10/95; + ABS;			03.0137-9027.2 669027	TRW
1.6	65	08/92→10/96		ABS BENDIX				
1.6	80	08/92→10/96	➡	09/92→; → S 71211989; - ABS		03.0137-9027.2 669027		TRW
1.8	74	08/92→10/96						
1.9 D	47	08/92→10/96	➡	→ 10/95; S 71211990→; - ABS		03.0137-9220.2 669220		TRW
			➡	09/92→ 10/95; + ABS; ABS BOSCH		03.0137-9220.2 669220		TRW
1.9 D	50	06/94→10/96	➡	→ S 71211989; - ABS		03.0137-9027.2 669027		TRW
1.9 D	51	09/93→12/95	➡	S 71211990→; → 10/95; + ABS;		03.0137-9027.2 669027		TRW
			➡	ABS BENDIX				
			➡	→ 10/95; S 71211990→; - ABS		03.0137-9220.2 669220		TRW
			➡	→ 10/95; + ABS; ABS BOSCH		03.0137-9220.2 669220		TRW
1.9 TD	66	08/92→10/96	➡	09/92→ 10/95; - ABS		03.0137-9220.2 669220		TRW
1.9 TD	69	08/92→10/96						
<b>Bremstrommel</b>								
1.4	55	08/92→10/96	➡	09/92→ 10/95			24.0222-8017.1 480071	Ø 229,0 x 50,8 / 230
1.6	65	08/92→10/96						
1.6	80	08/92→10/96						
1.8	74	08/92→10/96						
1.9 D	47	08/92→10/96						
1.9 D	52	08/92→10/98						
1.9 TD	66	08/92→10/96						
1.9 TD	69	08/92→10/96						
1.9 D	50	06/94→10/96	➡	→ 10/95		24.0222-8017.1 480071		Ø 229,0 x 50,8 / 230
<b>Bremsbackensatz</b>								
1.4	55	08/92→10/96	➡	S 71211990→; → 10/95; + ABS;			03.0137-0271.2 650271	TRW Ø 229 x 42 + HEB
1.6	65	08/92→10/96		ABS BENDIX		03.0520-4120.3 694120		TRW Ø 229 x 42 Ø 20,64 + RZ / + Zub TopKit
1.6	80	08/92→10/96						
1.8	74	08/92→10/96						
1.9 D	47	08/92→10/96	➡	09/92→; → S 71211989; - ABS		03.0137-0271.2 650271		TRW Ø 229 x 42 + HEB
						03.0520-4120.3 694120		TRW Ø 229 x 42 Ø 20,64 + RZ / + Zub TopKit
↓								












	kw			 	! #		
<b>PEUGEOT - 405 II Break (4E) 08/92→10/98</b>							
<b>Bremsbackensatz</b>							
1.4 1.6 1.6 1.8 1.9 D	55 65 80 74 47	08/92→10/96 08/92→10/96 08/92→10/96 08/92→10/96 08/92→10/96	➡	→ 10/95; S 71211990→; - ABS		03.0137-0347.2 650347 03.0520-5420.3 695420	TRW Ø 229 x 42 + HEB TRW Ø 229 x 42 Ø 20,64 + RZ / + Zub TopKit
			➡	09/92→ 10/95; + ABS; ABS BOSCH		03.0137-0347.2 650347 03.0520-5420.3 695420	TRW Ø 229 x 42 + HEB TRW Ø 229 x 42 Ø 20,64 + RZ / + Zub TopKit
1.9 D 1.9 D	50 51	06/94→10/96 09/93→12/95	➡	→ S 71211989; - ABS		03.0137-0271.2 650271 03.0520-4120.3 694120	TRW Ø 229 x 42 + HEB TRW Ø 229 x 42 Ø 20,64 + RZ / + Zub TopKit
			➡	S 71211990→; → 10/95; + ABS; ABS BENDIX		03.0137-0271.2 650271 03.0520-4120.3 694120	TRW Ø 229 x 42 + HEB TRW Ø 229 x 42 Ø 20,64 + RZ / + Zub TopKit
			➡	→ 10/95; S 71211990→; - ABS		03.0137-0347.2 650347 03.0520-5420.3 695420	TRW Ø 229 x 42 + HEB TRW Ø 229 x 42 Ø 20,64 + RZ / + Zub TopKit
			➡	→ 10/95; + ABS; ABS BOSCH		03.0137-0347.2 650347 03.0520-5420.3 695420	TRW Ø 229 x 42 + HEB TRW Ø 229 x 42 Ø 20,64 + RZ / + Zub TopKit
1.9 TD 1.9 TD	66 69	08/92→10/96 08/92→10/96	➡	09/92→ 10/95; - ABS		03.0137-0347.2 650347 03.0520-5420.3 695420	TRW Ø 229 x 42 + HEB TRW Ø 229 x 42 Ø 20,64 + RZ / + Zub TopKit
<b>Seilzug, Feststellbremse</b>							
1.4 1.6 1.6 1.8 1.9 D 1.9 D	55 65 80 74 47 52	08/92→10/96 08/92→10/96 08/92→10/96 08/92→10/96 08/92→10/96 08/92→10/98	←	☒; 09/92→ 10/95; Trommelbremse	1	24.3727-0831.2 580831	L= 1.842
			➡	☐; 09/92→ 10/95; Trommelbremse		24.3727-0803.2 580803	L= 550
			➡	☐; 09/92→ 10/95; Trommelbremse		24.3727-0804.2 580804	L= 855
1.9 D	50	06/94→10/96	←	☒; → 10/95; Trommelbremse	1	24.3727-0831.2 580831	L= 1.842
			➡	☐; → 10/95; Trommelbremse		24.3727-0803.2 580803	L= 550
			➡	☐; → 10/95; Trommelbremse		24.3727-0804.2 580804	L= 855
1.9 TD 1.9 TD	66 69	08/92→10/96 08/92→10/96	←	☒; 09/92→ 10/95; Scheibenbremse	1	24.3727-0831.2 580831	L= 1.842
			←	☒; 09/92→ 10/95; Trommelbremse	1	24.3727-0831.2 580831	L= 1.842
			➡	☐; 09/92→ 10/95; Trommelbremse		24.3727-0803.2 580803	L= 550
			➡	☐; 09/92→ 10/95; Trommelbremse		24.3727-0804.2 580804	L= 855
			➡	☐; 09/92→ 10/95; Scheibenbremse		24.3727-0808.2 580808	L= 558
			➡	☐; 09/92→ 10/95; Scheibenbremse		24.3727-0809.2 580809	L= 872
2.0 2.0 4x4	89 144	08/92→10/96 08/92→12/95	←	☒; 09/92→ 10/95; Scheibenbremse	1	24.3727-0831.2 580831	L= 1.842
			➡	☐; 09/92→ 10/95; Scheibenbremse		24.3727-0808.2 580808	L= 558
			➡	☐; 09/92→ 10/95; Scheibenbremse		24.3727-0809.2 580809	L= 872
<b>PEUGEOT - 406 (8B) 10/95→01/05</b>							
<b>Radbremszylinder</b>							
1.6 1.8 1.9 D 1.9 TD 1.9 TD	65 66 55 66 68	11/95→05/04 05/97→05/04 10/96→05/04 01/96→05/04 01/96→05/04	➡	☐; → 04/04; - ABS		24.3220-1708.3 020403 24.3220-1710.3 020405	BDX Ø 20,64 GG BDX Ø 20,64 GG
			➡	☐; → 04/04; - ABS		24.3220-1709.3 020404	BDX Ø 20,64 GG
			➡	☐; → 04/04; + ABS		24.3220-1709.3 020404	BDX Ø 20,64 GG
			➡	☐; → 04/04; + ABS		24.3220-1710.3 020405	BDX Ø 20,64 GG
1.8 1.8 16V 1.9 TD	74 81 69	10/96→03/99 11/95→10/00 10/95→10/97	➡	☐; - ABS		24.3220-1708.3 020403 24.3220-1710.3 020405	BDX Ø 20,64 GG BDX Ø 20,64 GG
			➡	☐; - ABS		24.3220-1709.3 020404	BDX Ø 20,64 GG
			➡	☐; + ABS		24.3220-1709.3 020404	BDX Ø 20,64 GG
			➡	☐; + ABS		24.3220-1710.3 020405	BDX Ø 20,64 GG
1.8 Bifuel	81	04/99→05/03	➡	☐; → 10/00; - ABS		24.3220-1708.3 020403 24.3220-1710.3 020405	BDX Ø 20,64 GG BDX Ø 20,64 GG
			➡	☐; → 10/00; - ABS		24.3220-1709.3 020404	BDX Ø 20,64 GG
			➡	☐; → 10/00; + ABS		24.3220-1709.3 020404	BDX Ø 20,64 GG
			➡	☐; → 10/00; + ABS		24.3220-1710.3 020405	BDX Ø 20,64 GG










	kw			 	! #		
<b>PEUGEOT - 406 (8B) 10/95→01/05</b>							
<b>Zubehörsatz, Bremsbacken</b>							
1.6	65	11/95→05/04	➡	→ 04/04		03.0137-9228.2 669228	BDX
1.8	66	05/97→05/04					
1.9 D	55	10/96→05/04					
1.9 TD	66	01/96→05/04					
1.9 TD	68	01/96→05/04					
1.8	74	10/96→03/99	➡			03.0137-9228.2 669228	BDX
1.8 16V	81	11/95→10/00					
1.9 TD	69	10/95→10/97					
1.8 Bifuel	81	04/99→05/03	➡	→ 10/00		03.0137-9228.2 669228	BDX
<b> Bremstrommel</b>							
1.6	65	11/95→05/04	➡	→ 04/04		24.0222-8017.1 480071	Ø 229,0 x 50,8 / 230
1.8	66	05/97→05/04					
1.9 D	55	10/96→05/04					
1.9 TD	66	01/96→05/04					
1.9 TD	68	01/96→05/04					
1.8	74	10/96→03/99	➡			24.0222-8017.1 480071	Ø 229,0 x 50,8 / 230
1.8 16V	81	11/95→10/00					
1.9 TD	69	10/95→10/97					
1.8 Bifuel	81	04/99→05/03	➡	→ 10/00		24.0222-8017.1 480071	Ø 229,0 x 50,8 / 230
<b> Bremsbackensatz</b>							
1.6	65	11/95→05/04	➡	→ 04/04		03.0137-0340.2 650340	BDX Ø 229 x 42 + HEB
1.8	66	05/97→05/04	➡	→ 04/04; - ABS; - RZR		03.0520-5820.3 695820	BDX Ø 229 x 42 Ø 20,64 + RZ / + Zub TopKit
1.9 D	55	10/96→05/04	➡	→ 04/04; + ABS; - RZR		03.0520-5820.3 695820	BDX Ø 229 x 42 Ø 20,64 + RZ / + Zub TopKit
1.9 TD	66	01/96→05/04	➡	→ 04/04; - ABS; + RZR		03.0520-5920.3 695920	BDX Ø 229 x 42 Ø 20,64 + RZ / + Zub TopKit
1.8	74	10/96→03/99	➡			03.0137-0340.2 650340	BDX Ø 229 x 42 + HEB
1.8 16V	81	11/95→10/00	➡	+ ABS; - RZR		03.0520-5820.3 695820	BDX Ø 229 x 42 Ø 20,64 + RZ / + Zub TopKit
1.9 TD	69	10/95→10/97	➡	- ABS; - RZR		03.0520-5820.3 695820	BDX Ø 229 x 42 Ø 20,64 + RZ / + Zub TopKit
			➡	- ABS; + RZR		03.0520-5920.3 695920	BDX Ø 229 x 42 Ø 20,64 + RZ / + Zub TopKit
1.8 Bifuel	81	04/99→05/03	➡	→ 10/00		03.0137-0340.2 650340	BDX Ø 229 x 42 + HEB
			➡	→ 10/00; - ABS; - RZR		03.0520-5820.3 695820	BDX Ø 229 x 42 Ø 20,64 + RZ / + Zub TopKit
			➡	→ 10/00; + ABS; - RZR		03.0520-5820.3 695820	BDX Ø 229 x 42 Ø 20,64 + RZ / + Zub TopKit
			➡	→ 10/00; - ABS; + RZR		03.0520-5920.3 695920	BDX Ø 229 x 42 Ø 20,64 + RZ / + Zub TopKit
1.9 TD	68	01/96→05/04	➡	→ 04/04		03.0137-0340.2 650340	BDX Ø 229 x 42 + HEB
			➡	→ 04/04; - ABS; - RZR		03.0520-5820.3 695820	BDX Ø 229 x 42 Ø 20,64 + RZ / + Zub TopKit
			➡	→ 04/04; + ABS; - RZR		03.0520-5820.3 695820	BDX Ø 229 x 42 Ø 20,64 + RZ / + Zub TopKit
			➡	→ 04/04; - ABS; + RZR		03.0520-5920.3 695920	BDX Ø 229 x 42 Ø 20,64 + RZ / + Zub TopKit
<b> Bremsbackensatz, Feststellbremse</b>							
1.8 16V	85	10/00→05/04		→ 04/04		03.0137-4010.2 654010	Ø 180 x 30 + Zub
2.0 16V	97	11/95→05/04					
2.0 16V	100	08/00→06/04					
2.0 16V HPi	103	05/01→05/04					
2.0 HDi 110	79	08/01→05/04					
2.0 HDi 90	66	02/99→05/04					
2.0 Turbo	108	04/96→05/04					
2.1 TD 12V	80	01/96→05/04					
2.2	116	07/00→05/04					
2.2 HDi	98	03/00→05/04					
3.0 24V	140	10/96→05/04					
3.0 V6	152	03/00→05/04					
2.0	104	11/96→03/99				03.0137-4010.2 654010	Ø 180 x 30 + Zub
2.0 16V	99	01/99→08/00					
3.0 24V	143	01/98→06/99					
2.0 HDi 110	80	06/98→08/01		02/99→		03.0137-4010.2 654010	Ø 180 x 30 + Zub
3.0 V6	154	03/99→12/01		03/00→		03.0137-4010.2 654010	Ø 180 x 30 + Zub
<b>Zubehörsatz, Feststellbremsbacken</b>							
1.8 16V	85	10/00→05/04	➡	→ 04/04		03.0137-9249.2 669249	
↓							











	kW			 	! #		
<b>PEUGEOT - 406 (8B) 10/95→01/05</b>							
<b>Zubehörsatz, Feststellbremsbacken</b>							
2.0 16V	97	11/95→05/04	➡	→ 04/04		03.0137-9249.2 669249	
2.0 16V	100	08/00→06/04					
2.0 16V HPi	103	05/01→05/04					
2.0 HDi 110	79	08/01→05/04					
2.0 HDi 90	66	02/99→05/04					
2.0 Turbo	108	04/96→05/04					
2.1 TD 12V	80	01/96→05/04					
2.2	116	07/00→05/04					
2.2 HDi	98	03/00→05/04					
3.0 24V	140	10/96→05/04					
3.0 V6	152	03/00→05/04					
2.0	104	11/96→03/99	➡			03.0137-9249.2 669249	
2.0 16V	99	01/99→08/00					
3.0 24V	143	01/98→06/99					
2.0 HDi 110	80	06/98→08/01	➡	02/99→		03.0137-9249.2 669249	
3.0 V6	154	03/99→12/01	➡	03/00→		03.0137-9249.2 669249	
<b>Reparaturatz, Automatische Nachstellung</b>							
1.8 16V	85	10/00→05/04		→ 04/04		03.0137-9700.2 669700	
2.0 16V	97	11/95→05/04				03.0137-9702.2 669702	
2.0 16V	100	08/00→06/04					
2.0 16V HPi	103	05/01→05/04					
2.0 HDi 110	79	08/01→05/04					
2.0 HDi 90	66	02/99→05/04					
2.0 Turbo	108	04/96→05/04					
2.1 TD 12V	80	01/96→05/04					
2.2	116	07/00→05/04					
2.2 HDi	98	03/00→05/04					
3.0 24V	140	10/96→05/04					
3.0 V6	152	03/00→05/04					
2.0	104	11/96→03/99				03.0137-9700.2 669700	
2.0 16V	99	01/99→08/00				03.0137-9702.2 669702	
3.0 24V	143	01/98→06/99					
2.0 HDi 110	80	06/98→08/01		02/99→		03.0137-9700.2 669700	
						03.0137-9702.2 669702	
3.0 V6	154	03/99→12/01		03/00→		03.0137-9700.2 669700	
						03.0137-9702.2 669702	
<b>Seilzug, Feststellbremse</b>							
1.6	65	11/95→05/04	←	⬆️; Orga 08512→; → 04/04;	1	24.3727-0834.2 580834	L= 1.700
1.8	66	05/97→05/04		Einstellung n.unten; Trommelbremse			
1.9 D	55	10/96→05/04	←	⬆️; →Orga 08511; Einstellung n. unten;	1	24.3727-0834.2 580834	L= 1.700
1.9 TD	66	01/96→05/04		Trommelbremse			
			←	⬆️; Orga 08512→; → 04/04;	1	24.3727-0851.2 580851	L= 1.756
				Einstellung n. oben; Trommelbremse		24.3727-0852.2 580852	L= 1.656
			←	⬆️; →Orga 08511; Trommelbremse;	1	24.3727-0851.2 580851	L= 1.756
				Einstellung n. oben		24.3727-0852.2 580852	L= 1.656
			➡	☐; →Orga 08511; Trommelbremse		24.3727-0824.2 580824	L= 824
			➡	☐; →Orga 08511; Trommelbremse		24.3727-0825.2 580825	L= 750
			➡	☐; Orga 08512→; → 04/04;		24.3727-0835.2 580835	L= 824
			➡	☐; Orga 08512→; → 04/04;		24.3727-0836.2 580836	L= 751
				Trommelbremse			
1.8	74	10/96→03/99	←	⬆️; Orga 08512→; Einstellung n.unten;	1	24.3727-0834.2 580834	L= 1.700
1.8 16V	81	11/95→10/00		Trommelbremse			
1.9 TD	69	10/95→10/97	←	⬆️; →Orga 08511; Einstellung n. unten;	1	24.3727-0834.2 580834	L= 1.700
				Trommelbremse			
			←	⬆️; Orga 08512→; Einstellung n. oben;	1	24.3727-0851.2 580851	L= 1.756
				Trommelbremse		24.3727-0852.2 580852	L= 1.656
			←	⬆️; →Orga 08511; Trommelbremse;	1	24.3727-0851.2 580851	L= 1.756
				Einstellung n. oben		24.3727-0852.2 580852	L= 1.656
			➡	☐; →Orga 08511; Trommelbremse		24.3727-0824.2 580824	L= 824
			➡	☐; →Orga 08511; Trommelbremse		24.3727-0825.2 580825	L= 750
			➡	☐; Orga 08512→; Trommelbremse		24.3727-0835.2 580835	L= 824
			➡	☐; Orga 08512→; Trommelbremse		24.3727-0836.2 580836	L= 751
1.8 16V	85	10/00→05/04	←	⬆️; → 04/04; Einstellung n.unten;	1	24.3727-0834.2 580834	L= 1.700
2.0 16V	97	11/95→05/04		Scheibenbremse			
2.0 16V	100	08/00→06/04	←	⬆️; →Orga 08574; Einstellung n.oben	1	24.3727-0851.2 580851	L= 1.756
2.0 16V HPi	103	05/01→05/04					
2.0 HDi 110	79	08/01→05/04	←	⬆️; Orga 08575→; → 04/04;	1	24.3727-0852.2 580852	L= 1.656
2.0 HDi 90	66	02/99→05/04		Einstellung n.oben; Scheibenbremse			
2.0 Turbo	108	04/96→05/04					
↓							


























	kw			 	! #		
<b>PEUGEOT - 406 (8B) 10/95→01/05</b>							
<b>Seilzug, Feststellbremse</b>							
2.1 TD 12V	80	01/96→05/04	➡	☐; →Orga 08574; Scheibenbremse		24.3727-0826.2 580826	L= 695
2.2	116	07/00→05/04	➡	☐; Orga 08575→; → 04/04;		24.3727-0826.2 580826	L= 695
2.2 HDi	98	03/00→05/04	➡	Scheibenbremse		24.3727-0826.2 580826	L= 695
3.0 24V	140	10/96→05/04	➡	☐; → 04/04; Scheibenbremse		24.3727-0826.2 580826	L= 695
3.0 V6	152	03/00→05/04	➡	☐; →Orga 08574; Scheibenbremse		24.3727-0827.2 580827	L= 642
			➡	☐; Orga 08575→; → 04/04;		24.3727-0827.2 580827	L= 642
			➡	☐; → 04/04; Scheibenbremse		24.3727-0827.2 580827	L= 642
1.8 Bifuel	81	04/99→05/03	←	☒; Orga 08512→; → 10/00;	1	24.3727-0834.2 580834	L= 1.700
			←	Einstellung n.unten; Trommelbremse		24.3727-0834.2 580834	L= 1.700
			←	☒; →Orga 08511; Einstellung n. unten;	1	24.3727-0851.2 580851	L= 1.756
			←	Trommelbremse		24.3727-0852.2 580852	L= 1.656
			←	☒; →Orga 08511; Trommelbremse;	1	24.3727-0851.2 580851	L= 1.756
			←	Einstellung n. oben		24.3727-0852.2 580852	L= 1.656
			←	☒; Orga 08512→; → 10/00;	1	24.3727-0851.2 580851	L= 1.756
			←	Einstellung n. oben; Trommelbremse		24.3727-0852.2 580852	L= 1.656
			➡	☐; →Orga 08511; Trommelbremse		24.3727-0824.2 580824	L= 824
			➡	☐; →Orga 08511; Trommelbremse		24.3727-0825.2 580825	L= 750
			➡	☐; Orga 08512→; → 10/00;		24.3727-0835.2 580835	L= 824
			➡	Trommelbremse		24.3727-0836.2 580836	L= 751
			➡	☐; Orga 08512→; → 10/00;		24.3727-0836.2 580836	L= 751
			➡	Trommelbremse		24.3727-0834.2 580834	L= 1.700
2.0	104	11/96→03/99	←	☒; Einstellung n.unten; Scheibenbremse	1	24.3727-0851.2 580851	L= 1.756
2.0 16V	99	01/99→08/00	←	☒; →Orga 08574; Einstellung n.oben	1	24.3727-0851.2 580851	L= 1.756
3.0 24V	143	01/98→06/99	←	☒; Orga 08575→; Einstellung n.oben;	1	24.3727-0852.2 580852	L= 1.656
			←	Scheibenbremse		24.3727-0826.2 580826	L= 695
			➡	☐; Orga 08575→; Scheibenbremse		24.3727-0826.2 580826	L= 695
			➡	☐; Scheibenbremse		24.3727-0826.2 580826	L= 695
			➡	☐; →Orga 08574; Scheibenbremse		24.3727-0826.2 580826	L= 695
			➡	☐; →Orga 08574; Scheibenbremse		24.3727-0827.2 580827	L= 642
			➡	☐; Scheibenbremse		24.3727-0827.2 580827	L= 642
			➡	☐; Orga 08575→; Scheibenbremse		24.3727-0827.2 580827	L= 642
2.0 HDI 110	80	06/98→08/01	←	☒; 02/99→; Einstellung n.unten;	1	24.3727-0834.2 580834	L= 1.700
			←	Scheibenbremse		24.3727-0851.2 580851	L= 1.756
			←	☒; 02/99→; →Orga 08574;	1	24.3727-0851.2 580851	L= 1.756
			←	Einstellung n.oben		24.3727-0852.2 580852	L= 1.656
			←	☒; Orga 08575→; Einstellung n.oben;	1	24.3727-0852.2 580852	L= 1.656
			←	Scheibenbremse		24.3727-0826.2 580826	L= 695
			➡	☐; 02/99→; →Orga 08574;		24.3727-0826.2 580826	L= 695
			➡	Scheibenbremse		24.3727-0826.2 580826	L= 695
			➡	☐; 02/99→; Scheibenbremse		24.3727-0826.2 580826	L= 695
			➡	☐; Orga 08575→; Scheibenbremse		24.3727-0826.2 580826	L= 695
			➡	☐; 02/99→; →Orga 08574;		24.3727-0827.2 580827	L= 642
			➡	Scheibenbremse		24.3727-0827.2 580827	L= 642
			➡	☐; 02/99→; Scheibenbremse		24.3727-0827.2 580827	L= 642
			➡	☐; Orga 08575→; Scheibenbremse		24.3727-0827.2 580827	L= 642
3.0 V6	154	03/99→12/01	←	☒; 03/00→; Einstellung n.unten;	1	24.3727-0834.2 580834	L= 1.700
			←	Scheibenbremse		24.3727-0851.2 580851	L= 1.756
			←	☒; 03/00→; →Orga 08574;	1	24.3727-0851.2 580851	L= 1.756
			←	Einstellung n.oben		24.3727-0852.2 580852	L= 1.656
			←	☒; Orga 08575→; Einstellung n.oben;	1	24.3727-0852.2 580852	L= 1.656
			←	Scheibenbremse		24.3727-0826.2 580826	L= 695
			➡	☐; 03/00→; Scheibenbremse		24.3727-0826.2 580826	L= 695
			➡	☐; 03/00→; →Orga 08574;		24.3727-0826.2 580826	L= 695
			➡	Scheibenbremse		24.3727-0826.2 580826	L= 695
			➡	☐; Orga 08575→; Scheibenbremse		24.3727-0826.2 580826	L= 695
			➡	☐; 03/00→; →Orga 08574;		24.3727-0827.2 580827	L= 642
			➡	Scheibenbremse		24.3727-0827.2 580827	L= 642
			➡	☐; Orga 08575→; Scheibenbremse		24.3727-0827.2 580827	L= 642
			➡	☐; 03/00→; Scheibenbremse		24.3727-0827.2 580827	L= 642


























	kw			 	! #		
<b>PEUGEOT - 406 Break (8E/F) 10/96→10/04</b>							
<b> Radbremszylinder</b>							
1.8	66	05/97→10/04	➔	☐; → 04/04; - ABS	24.3220-1708.3	020403	BDX Ø 20,64 GG
1.9 D	55	10/96→10/04			24.3220-1710.3	020405	BDX Ø 20,64 GG
1.9 TD	66	10/96→10/04					
			➔	☐; → 04/04; - ABS	24.3220-1709.3	020404	BDX Ø 20,64 GG
			➔	☐; → 04/04; + ABS	24.3220-1709.3	020404	BDX Ø 20,64 GG
			➔	☐; → 04/04; + ABS	24.3220-1710.3	020405	BDX Ø 20,64 GG
1.8 16V	81	10/96→10/00	➔	☐; - ABS	24.3220-1708.3	020403	BDX Ø 20,64 GG
					24.3220-1710.3	020405	BDX Ø 20,64 GG
			➔	☐; - ABS	24.3220-1709.3	020404	BDX Ø 20,64 GG
			➔	☐; + ABS	24.3220-1709.3	020404	BDX Ø 20,64 GG
			➔	☐; + ABS	24.3220-1710.3	020405	BDX Ø 20,64 GG
<b>Zubehörsatz, Bremsbacken</b>							
1.8	66	05/97→10/04	➔	→ 04/04	03.0137-9228.2	669228	BDX
1.9 D	55	10/96→10/04					
1.9 TD	66	10/96→10/04					
1.8 16V	81	10/96→10/00	➔		03.0137-9228.2	669228	BDX
<b> Bremstrommel</b>							
1.8	66	05/97→10/04	➔	→ 04/04	24.0222-8017.1	480071	Ø 229,0 x 50,8 / 230
1.9 D	55	10/96→10/04					
1.9 TD	66	10/96→10/04					
1.8 16V	81	10/96→10/00	➔		24.0222-8017.1	480071	Ø 229,0 x 50,8 / 230
<b> Bremsbackensatz</b>							
1.8	66	05/97→10/04	➔	→ 04/04	03.0137-0340.2	650340	BDX Ø 229 x 42 + HEB
1.9 D	55	10/96→10/04			03.0520-5820.3	695820	BDX Ø 229 x 42 Ø 20,64 + RZ / + Zub TopKit
1.9 TD	66	10/96→10/04					
			➔	→ 04/04; - ABS; - RZR	03.0520-5820.3	695820	BDX Ø 229 x 42 Ø 20,64 + RZ / + Zub TopKit
			➔	→ 04/04; + ABS; - RZR	03.0520-5820.3	695820	BDX Ø 229 x 42 Ø 20,64 + RZ / + Zub TopKit
			➔	→ 04/04; - ABS	03.0520-5920.3	695920	BDX Ø 229 x 42 Ø 20,64 + RZ / + Zub TopKit
1.8 16V	81	10/96→10/00	➔		03.0137-0340.2	650340	BDX Ø 229 x 42 + HEB
			➔	+ ABS; - RZR	03.0520-5820.3	695820	BDX Ø 229 x 42 Ø 20,64 + RZ / + Zub TopKit
			➔	- ABS; - RZR	03.0520-5820.3	695820	BDX Ø 229 x 42 Ø 20,64 + RZ / + Zub TopKit
			➔	- ABS	03.0520-5920.3	695920	BDX Ø 229 x 42 Ø 20,64 + RZ / + Zub TopKit
<b> Bremsbackensatz, Feststellbremse</b>							
1.8 16V	85	10/00→10/04		→ 04/04	03.0137-4010.2	654010	Ø 180 x 30 + Zub
2.0 16V	97	10/96→10/04					
2.0 16V	100	10/00→10/04					
2.0 16V HPi	103	05/01→10/04					
2.0 HDi 110	79	08/01→10/04					
2.0 HDi 90	66	02/99→10/04					
2.0 Turbo	108	10/96→10/04					
2.1 TD 12V	80	10/96→10/04					
2.2	116	07/00→10/04					
2.2 HDi	98	03/00→10/04					
3.0 24V	140	10/96→10/04					
3.0 V6	152	03/00→10/04					
2.0	104	11/96→03/99			03.0137-4010.2	654010	Ø 180 x 30 + Zub
2.0 16V	99	01/99→10/00					
2.0 HDi 110	80	02/99→04/04		→ 08/01	03.0137-4010.2	654010	Ø 180 x 30 + Zub
<b>Zubehörsatz, Feststellbremsbacken</b>							
1.8 16V	85	10/00→10/04	➔	→ 04/04	03.0137-9249.2	669249	
2.0 16V	97	10/96→10/04					
2.0 16V	100	10/00→10/04					
2.0 16V HPi	103	05/01→10/04					
2.0 HDi 110	79	08/01→10/04					
2.0 HDi 90	66	02/99→10/04					
2.0 Turbo	108	10/96→10/04					
2.1 TD 12V	80	10/96→10/04					
2.2	116	07/00→10/04					
2.2 HDi	98	03/00→10/04					
3.0 24V	140	10/96→10/04					
3.0 V6	152	03/00→10/04					
2.0	104	11/96→03/99	➔		03.0137-9249.2	669249	
2.0 16V	99	01/99→10/00					
↓							










	kW			 	! #		
<b>PEUGEOT - 406 Break (8E/F) 10/96→10/04</b>							
<b>Zubehörsatz, Feststellbremsbacken</b>							
2.0 HDI 110	80	02/99→04/04	➡	→ 08/01		03.0137-9249.2 669249	
<b>Reparatursatz, Automatische Nachstellung</b>							
1.8 16V	85	10/00→10/04		→ 04/04		03.0137-9700.2 669700	
2.0 16V	97	10/96→10/04				03.0137-9702.2 669702	
2.0 16V	100	10/00→10/04					
2.0 16V HPi	103	05/01→10/04					
2.0 HDi 110	79	08/01→10/04					
2.0 HDi 90	66	02/99→10/04					
2.0 Turbo	108	10/96→10/04					
2.1 TD 12V	80	10/96→10/04					
2.2	116	07/00→10/04					
2.2 HDi	98	03/00→10/04					
3.0 24V	140	10/96→10/04					
3.0 V6	152	03/00→10/04					
2.0	104	11/96→03/99				03.0137-9700.2 669700	
2.0 16V	99	01/99→10/00				03.0137-9702.2 669702	
2.0 HDI 110	80	02/99→04/04		→ 08/01		03.0137-9700.2 669700	
						03.0137-9702.2 669702	
<b> Seilzug, Feststellbremse</b>							
1.8	66	05/97→10/04	←	☒; →Orga 08511; Trommelbremse	1	24.3727-0834.2 580834	L= 1.700
1.9 D	55	10/96→10/04	←	☒; →Orga 08512→; → 04/04; Trommelbremse	1	24.3727-0834.2 580834	L= 1.700
1.9 TD	66	10/96→10/04	←	☒; →Orga 08511; Trommelbremse		24.3727-0824.2 580824	L= 824
			➡	☒; →Orga 08511; Trommelbremse		24.3727-0825.2 580825	L= 750
			➡	☒; →Orga 08512→; → 04/04; Trommelbremse		24.3727-0835.2 580835	L= 824
			➡	☒; →Orga 08512→; → 04/04; Trommelbremse		24.3727-0836.2 580836	L= 751
1.8 16V	81	10/96→10/00	←	☒; →Orga 08512→; Trommelbremse	1	24.3727-0834.2 580834	L= 1.700
			←	☒; →Orga 08511; Trommelbremse	1	24.3727-0834.2 580834	L= 1.700
			➡	☒; →Orga 08511; Trommelbremse		24.3727-0824.2 580824	L= 824
			➡	☒; →Orga 08511; Trommelbremse		24.3727-0825.2 580825	L= 750
			➡	☒; →Orga 08512→; Trommelbremse		24.3727-0835.2 580835	L= 824
			➡	☒; →Orga 08512→; Trommelbremse		24.3727-0836.2 580836	L= 751
1.8 16V	85	10/00→10/04	←	☒; → 04/04; Scheibenbremse	1	24.3727-0834.2 580834	L= 1.700
2.0 16V	97	10/96→10/04	➡	☒; → 04/04; Scheibenbremse		24.3727-0826.2 580826	L= 695
2.0 16V	100	10/00→10/04	➡	☒; → 04/04; Scheibenbremse		24.3727-0827.2 580827	L= 642
2.0 16V HPi	103	05/01→10/04	➡	☒; → 04/04; Scheibenbremse			
2.0 HDi 110	79	08/01→10/04					
2.0 HDi 90	66	02/99→10/04					
2.0 Turbo	108	10/96→10/04					
2.1 TD 12V	80	10/96→10/04					
2.2	116	07/00→10/04					
2.2 HDi	98	03/00→10/04					
3.0 24V	140	10/96→10/04					
3.0 V6	152	03/00→10/04					
2.0	104	11/96→03/99	←	☒; Scheibenbremse	1	24.3727-0834.2 580834	L= 1.700
2.0 16V	99	01/99→10/00	➡	☒; Scheibenbremse		24.3727-0826.2 580826	L= 695
			➡	☒; Scheibenbremse		24.3727-0827.2 580827	L= 642
2.0 HDI 110	80	02/99→04/04	←	☒; → 08/01; Scheibenbremse	1	24.3727-0834.2 580834	L= 1.700
			➡	☒; → 08/01; Scheibenbremse		24.3727-0826.2 580826	L= 695
			➡	☒; → 08/01; Scheibenbremse		24.3727-0827.2 580827	L= 642
<b>PEUGEOT - 406 Coupe (8C) 03/97→12/04</b>							
<b> Bremsbackensatz, Feststellbremse</b>							
2.0 16V	97	03/97→12/04				03.0137-4010.2 654010	Ø 180 x 30 + Zub
2.0 16V	99	01/99→10/00					
2.0 16V	100	10/00→12/04					
2.2	116	03/02→12/04					
2.2 HDi	98	03/00→12/04					
3.0 24V	143	05/97→06/99					
3.0 V6	152	03/00→12/04					
3.0 V6 24V	140	03/97→12/04					
2.0 16V	99	04/99→09/04		→ 10/00		03.0137-4010.2 654010	Ø 180 x 30 + Zub
3.0 V6	154	03/99→06/01		03/00→		03.0137-4010.2 654010	Ø 180 x 30 + Zub
↓							

	kW			 	! #			
<b>PEUGEOT - 406 Coupe (8C) 03/97→12/04</b>								
<b>Zubehörsatz, Feststellbremsbacken</b>								
2.0 16V	97	03/97→12/04	➡			03.0137-9249.2	669249	
2.0 16V	99	01/99→10/00						
2.0 16V	100	10/00→12/04						
2.2	116	03/02→12/04						
2.2 HDI	98	03/00→12/04						
3.0 24V	143	05/97→06/99						
3.0 V6	152	03/00→12/04						
3.0 V6 24V	140	03/97→12/04						
2.0 16V	99	04/99→09/04	➡	→ 10/00		03.0137-9249.2	669249	
3.0 V6	154	03/99→06/01	➡	03/00→		03.0137-9249.2	669249	
<b>Reparaturatz, Automatische Nachstellung</b>								
2.0 16V	97	03/97→12/04				03.0137-9700.2	669700	
2.0 16V	99	01/99→10/00				03.0137-9702.2	669702	
2.0 16V	100	10/00→12/04						
2.2	116	03/02→12/04						
2.2 HDI	98	03/00→12/04						
3.0 24V	143	05/97→06/99						
3.0 V6	152	03/00→12/04						
3.0 V6 24V	140	03/97→12/04						
2.0 16V	99	04/99→09/04		→ 10/00		03.0137-9700.2	669700	
						03.0137-9702.2	669702	
3.0 V6	154	03/99→06/01		03/00→		03.0137-9700.2	669700	
						03.0137-9702.2	669702	
<b> Seilzug, Feststellbremse</b>								
2.0 16V	97	03/97→12/04	←	☒; Scheibenbremse	1	24.3727-0834.2	580834	L= 1.700
2.0 16V	99	01/99→10/00						
2.0 16V	100	10/00→12/04	➡	☐; Scheibenbremse		24.3727-0828.2	580828	L= 706
2.2 HDI	98	03/00→12/04	➡	☐; Scheibenbremse		24.3727-0829.2	580829	L= 644
3.0 24V	143	05/97→06/99						
3.0 V6	152	03/00→12/04						
3.0 V6 24V	140	03/97→12/04						
2.0 16V	99	04/99→09/04	←	☒; → 10/00; Scheibenbremse	1	24.3727-0834.2	580834	L= 1.700
			➡	☐; → 10/00; Scheibenbremse		24.3727-0828.2	580828	L= 706
			➡	☐; → 10/00; Scheibenbremse		24.3727-0829.2	580829	L= 644
2.2	116	03/02→12/04	←	☒; Scheibenbremse	1	24.3727-0834.2	580834	L= 1.700
			➡	☐; Scheibenbremse		24.3727-0826.2	580826	L= 695
			➡	☐; Scheibenbremse		24.3727-0827.2	580827	L= 642
3.0 V6	154	03/99→06/01	←	☒; 03/00→; Scheibenbremse	1	24.3727-0834.2	580834	L= 1.700
			➡	☐; 03/00→; Scheibenbremse		24.3727-0828.2	580828	L= 706
			➡	☐; 03/00→; Scheibenbremse		24.3727-0829.2	580829	L= 644
<b>PEUGEOT - 407 (6D_) 05/04→</b>								
<b> Seilzug, Feststellbremse</b>								
1.6 HDi 110	80	05/04→	➡	☒; → 02/11; Scheibenbremse	2	24.3727-0844.2	580844	L= 2.155
1.8	85	05/04→						
1.8 16V	92	09/05→						
2.0	100	05/04→						
2.0 16V	103	09/05→						
2.0 Bioflex	103	09/07→						
2.0 HDi	103	08/08→						
2.0 HDi	110	02/10→						
2.0 HDi	120	07/09→						
2.0 HDi 135	100	05/04→						
2.2	116	05/04→						
2.2 16V	120	09/05→						
2.2 HDi	120	06/08→						
2.2 HDi 170	125	05/06→						
2.7 HDi	150	10/05→						
3.0	155	05/04→						
2.0 16V	105	08/08→12/09	➡	☒; Scheibenbremse	2	24.3727-0844.2	580844	L= 2.155
<b>PEUGEOT - 407 Coupe (6C_) 10/05→</b>								
<b> Seilzug, Feststellbremse</b>								
2.0 HDi	100	10/05→	➡	☒; 07/07→ 12/11; Scheibenbremse	2	24.3727-0844.2	580844	L= 2.155
2.0 HDi	103	09/08→12/09	➡	☒; Scheibenbremse	2	24.3727-0844.2	580844	L= 2.155
2.0 HDi	110	02/10→	➡	☒; → 12/11; Scheibenbremse	2	24.3727-0844.2	580844	L= 2.155
2.0 HDi	120	06/09→						
2.2 16V	120	10/05→						
2.7 HDi	150	10/05→						
↓								














	kw			 	! #		
<b>PEUGEOT - 407 Coupe (6C_) 10/05→</b>							
 <b>Seilzug, Feststellbremse</b>							
3.0 HDi 3.0 V6	177 155	06/09→ 10/05→	➔	☒; → 12/11; Scheibenbremse	2	24.3727-0844.2 580844	L= 2.155
<b>PEUGEOT - 407 SW (6E_) 05/04→</b>							
 <b>Seilzug, Feststellbremse</b>							
1.6 HDi 110 1.8 1.8 16V 2.0 2.0 16V 2.0 Bioflex 2.0 HDi 2.0 HDi 2.0 HDi 2.0 HDi 2.0 HDi 135 2.2 2.2 16V 2.2 HDi 2.2 HDi 170 2.7 HDi 3.0	80 85 92 100 103 103 93 103 110 120 100 116 120 120 125 150 155	05/04→ 05/04→ 09/05→ 05/04→ 09/05→ 01/08→ 11/04→ 08/08→ 02/10→ 07/09→ 05/04→ 05/04→ 09/05→ 06/08→ 05/06→ 10/05→ 05/04→	➔	☒; → 02/11; Scheibenbremse	2	24.3727-0844.2 580844	L= 2.155
<b>PEUGEOT - 505 (551A) 05/79→10/96</b>							
 <b>Radbremszylinder</b>							
2.0	72	09/85→09/95	➔	→ 10/86; 1.214.335→		24.3220-1619.3 020246	TRW Ø 20,64 GG
			➔	☒; → 1.214.334		24.3222-1107.3 020262	TRW Ø 22,2 GG
<b>Zubehörsatz, Bremsbacken</b>							
2.0	72	09/85→09/95	➔	→ 10/86		03.0137-9082.2 669082	TRW
<b>PEUGEOT - 605 (6B) 06/89→09/99</b>							
 <b>Bremsbackensatz, Feststellbremse</b>							
2.0 2.0 2.0 3.0 3.0 SV 24	79 84 89 123 147	02/90→09/99 06/89→09/99 06/89→09/99 10/89→09/99 08/89→09/99	➔	04/90→		03.0137-0409.2 650409	Ø 186 x 20
2.0 16V 2.0 Turbo 2.5 Turbo Diesel	97 108 95	07/94→09/99 07/91→09/99 07/94→09/99	➔	09/94→		03.0137-0409.2 650409	Ø 186 x 20
2.0 Turbo	104	07/92→09/99	➔	12/92→ 08/94		03.0137-0409.2 650409	Ø 186 x 20
2.1 D	60	06/89→07/95	➔	04/90→ 08/94		03.0137-0409.2 650409	Ø 186 x 20
2.1 TD 12V 3.0 V6	80 140	08/94→09/99 04/97→09/99	➔			03.0137-0409.2 650409	Ø 186 x 20
2.1 Turbo Diesel	80	06/89→09/99	➔	10/90→		03.0137-0409.2 650409	Ø 186 x 20
<b>Reparaturatz, Automatische Nachstellung</b>							
2.0 2.0 2.0 3.0 3.0 SV 24	79 84 89 123 147	02/90→09/99 06/89→09/99 06/89→09/99 10/89→09/99 08/89→09/99	➔	04/90→		03.0137-9701.2 669701	
2.0 16V 2.0 Turbo 2.5 Turbo Diesel	97 108 95	07/94→09/99 07/91→09/99 07/94→09/99	➔	09/94→		03.0137-9701.2 669701	
2.0 Turbo	104	07/92→09/99	➔	12/92→ 08/94		03.0137-9701.2 669701	
2.1 D	60	06/89→07/95	➔	04/90→ 08/94		03.0137-9701.2 669701	
2.1 TD 12V 3.0 V6	80 140	08/94→09/99 04/97→09/99	➔			03.0137-9701.2 669701	
2.1 Turbo Diesel	80	06/89→09/99	➔	10/90→		03.0137-9701.2 669701	
<b>PEUGEOT - 607 (9D, 9U) 01/00→</b>							
 <b>Bremsbackensatz, Feststellbremse</b>							
2.0 2.0 HDi 2.2 16V 2.2 HDi 3.0 V6 24V	100 80 116 98 152	02/00→ 05/00→ 02/00→ 02/00→ 02/00→	➔	→ 11/04		03.0137-4010.2 654010	Ø 180 x 30 + Zub
2.0 HDi ↓	79	03/01→07/04				03.0137-4010.2 654010	Ø 180 x 30 + Zub















	kW			 	! #		
<b>PEUGEOT - 607 (9D, 9U) 01/00→</b>							
<b>Zubehörsatz, Feststellbremsbacken</b>							
2.0	100	02/00→	➡	→ 11/04		03.0137-9249.2	669249
2.0 HDI	80	05/00→					
2.2 16V	116	02/00→					
2.2 HDI	98	02/00→					
3.0 V6 24V	152	02/00→					
2.0 HDi	79	03/01→07/04	➡			03.0137-9249.2	669249
<b>Reparaturatz, Automatische Nachstellung</b>							
2.0	100	02/00→		→ 11/04		03.0137-9700.2	669700
2.0 HDI	80	05/00→				03.0137-9702.2	669702
2.2 16V	116	02/00→					
2.2 HDI	98	02/00→					
3.0 V6 24V	152	02/00→					
2.0 HDi	79	03/01→07/04				03.0137-9700.2	669700
						03.0137-9702.2	669702
<b> Seilzug, Feststellbremse</b>							
2.0	100	02/00→	➡	<input type="checkbox"/> ; → 11/04		24.3727-0837.2	580837 L= 724
2.0 HDI	80	05/00→					
2.2 16V	116	02/00→	➡	<input type="checkbox"/> ; → 11/04		24.3727-0838.2	580838 L= 713
2.2 HDI	98	02/00→	➡	<input type="checkbox"/> ; 12/04→ 12/10		24.3727-0840.2	580840 L= 815
			➡	<input type="checkbox"/> ; 12/04→ 12/10		24.3727-0841.2	580841 L= 794
2.0 HDi	79	03/01→07/04	➡	<input type="checkbox"/>		24.3727-0837.2	580837 L= 724
			➡	<input type="checkbox"/>		24.3727-0838.2	580838 L= 713
2.0 HDI	100	09/05→	➡	<input type="checkbox"/> ; → 12/10		24.3727-0840.2	580840 L= 815
2.2 16V	120	09/05→					
2.2 HDi	125	05/06→	➡	<input type="checkbox"/> ; → 12/10		24.3727-0841.2	580841 L= 794
2.7 HDi 24V	150	12/04→					
3.0 V6 24V	155	03/04→					
3.0 V6 24V	152	02/00→	➡	<input type="checkbox"/> ; → 11/04		24.3727-0837.2	580837 L= 724
			➡	<input type="checkbox"/> ; → 11/04		24.3727-0838.2	580838 L= 713
<b>PEUGEOT - 806 (221) 06/94→08/02</b>							
<b> Radbremszylinder</b>							
1.8	73	07/95→08/02	➡	10/96→ 06/02; - ABS		24.3219-1704.3	020374 Ø 19,05 GG
1.9 TD	66	07/95→08/02	➡	→ 06/02; - ABS		24.3219-1704.3	020374 Ø 19,05 GG
1.9 TD	68	05/97→08/02					
2.0 HDI	80	08/99→08/02					
2.0 HDI 16V	80	08/99→08/02					
2.0	89	06/94→08/02	➡	08/94→ 06/02; - ABS		24.3219-1704.3	020374 Ø 19,05 GG
<b>Zubehörsatz, Bremsbacken</b>							
1.8	73	07/95→08/02	➡	10/96→ 06/02; - ABS		03.0137-9208.2	669208
1.9 TD	66	07/95→08/02	➡	→ 06/02; - ABS		03.0137-9208.2	669208
1.9 TD	68	05/97→08/02					
2.0 HDI	80	08/99→08/02					
2.0 HDI 16V	80	08/99→08/02					
2.0	89	06/94→08/02	➡	08/94→ 06/02; - ABS		03.0137-9208.2	669208
<b> Bremsstrommel</b>							
1.8	73	07/95→08/02	➡	10/96→ 06/02; - ABS		24.0225-5003.1	480066 Ø 255,0 x 67 / 256
1.9 TD	66	07/95→08/02	➡	→ 06/02; - ABS		24.0225-5003.1	480066 Ø 255,0 x 67 / 256
1.9 TD	68	05/97→08/02					
2.0 HDI	80	08/99→08/02					
2.0 HDI 16V	80	08/99→08/02					
2.0	89	06/94→08/02	➡	08/94→ 06/02; - ABS		24.0225-5003.1	480066 Ø 255,0 x 67 / 256
<b> Bremsbackensatz</b>							
1.8	73	07/95→08/02	➡	10/96→ 06/02; - ABS		03.0137-0314.2	650314 Ø 255 x 61
						03.0520-2619.3	692619 BDx Ø 255 x 61 Ø 19,05 + RZ / + Zub TopKit
1.9 TD	66	07/95→08/02	➡	→ 06/02; - ABS		03.0137-0314.2	650314 Ø 255 x 61
1.9 TD	68	05/97→08/02				03.0520-2619.3	692619 BDx Ø 255 x 61 Ø 19,05 + RZ / + Zub TopKit
2.0 HDI	80	08/99→08/02					
2.0 HDI 16V	80	08/99→08/02					
2.0	89	06/94→08/02	➡	08/94→ 06/02; - ABS		03.0137-0314.2	650314 Ø 255 x 61
						03.0520-2619.3	692619 BDx Ø 255 x 61 Ø 19,05 + RZ / + Zub TopKit
↓							











	kw			 	! #		
<b>PEUGEOT - 806 (221) 06/94 → 08/02</b>							
 <b>Bremsbackensatz, Feststellbremse</b>							
1.8	73	07/95 → 08/02		10/96 → 06/02		<b>03.0137-4018.2 654018</b>	Ø 180 x 30 + Zub
1.9 TD	66	07/95 → 08/02		→ 06/02		<b>03.0137-4018.2 654018</b>	Ø 180 x 30 + Zub
1.9 TD	68	05/97 → 08/02					
2.0 16V	100	09/00 → 08/02					
2.0 HDI	80	08/99 → 08/02					
2.0 HDI 16V	80	08/99 → 08/02					
2.0	89	06/94 → 08/02		08/94 → 06/02		<b>03.0137-4018.2 654018</b>	Ø 180 x 30 + Zub
2.0 Turbo	108	06/94 → 08/02					
2.0 16V	97	05/98 → 09/00		10/98 →		<b>03.0137-4018.2 654018</b>	Ø 180 x 30 + Zub
2.1 td 12V	80	06/96 → 08/99				<b>03.0137-4018.2 654018</b>	Ø 180 x 30 + Zub
<b>Zubehörsatz, Feststellbremsbacken</b>							
1.8	73	07/95 → 08/02	➡	10/96 → 06/02		<b>03.0137-9249.2 669249</b>	
1.9 TD	66	07/95 → 08/02	➡	→ 06/02		<b>03.0137-9249.2 669249</b>	
1.9 TD	68	05/97 → 08/02					
2.0 16V	100	09/00 → 08/02					
2.0 HDI	80	08/99 → 08/02					
2.0 HDI 16V	80	08/99 → 08/02					
2.0	89	06/94 → 08/02	➡	08/94 → 06/02		<b>03.0137-9249.2 669249</b>	
2.0 Turbo	108	06/94 → 08/02					
2.0 16V	97	05/98 → 09/00	➡	10/98 →		<b>03.0137-9249.2 669249</b>	
2.1 td 12V	80	06/96 → 08/99	➡			<b>03.0137-9249.2 669249</b>	
<b>Reparatursatz, Automatische Nachstellung</b>							
1.8	73	07/95 → 08/02		10/96 → 06/02		<b>03.0137-9700.2 669700</b> <b>03.0137-9702.2 669702</b>	
1.9 TD	66	07/95 → 08/02		→ 06/02		<b>03.0137-9700.2 669700</b> <b>03.0137-9702.2 669702</b>	
1.9 TD	68	05/97 → 08/02					
2.0 16V	100	09/00 → 08/02					
2.0 HDI	80	08/99 → 08/02					
2.0 HDI 16V	80	08/99 → 08/02					
2.0	89	06/94 → 08/02		08/94 → 06/02		<b>03.0137-9700.2 669700</b> <b>03.0137-9702.2 669702</b>	
2.0 Turbo	108	06/94 → 08/02					
2.0 16V	97	05/98 → 09/00		10/98 →		<b>03.0137-9700.2 669700</b> <b>03.0137-9702.2 669702</b>	
2.1 td 12V	80	06/96 → 08/99				<b>03.0137-9700.2 669700</b> <b>03.0137-9702.2 669702</b>	
 <b>Seilzug, Feststellbremse</b>							
1.8	73	07/95 → 08/02	←	 ; 10/96 → 06/02; für Linkslenker; Scheibenbremse	1	<b>24.3727-0336.2 580336</b>	L= 500
			➡	 ; 10/96 → 06/02; für Linkslenker; Scheibenbremse		<b>24.3727-0529.2 580529</b>	L= 2.205
			➡	 ; 10/96 → 06/02; für Linkslenker; Scheibenbremse		<b>24.3727-0530.2 580530</b>	L= 1.255
			➡	 ; 10/96 → 06/02; für Linkslenker; Trommelbremse		<b>24.3727-0531.2 580531</b>	L= 2.286
			➡	 ; 10/96 → 06/02; für Rechtslenker; Trommelbremse		<b>24.3727-0532.2 580532</b>	L= 1.063
			➡	 ; 10/96 → 06/02; für Linkslenker; Trommelbremse		<b>24.3727-0532.2 580532</b>	L= 1.063
1.9 TD	66	07/95 → 08/02	←	 ; → 06/02; für Linkslenker; Scheibenbremse	1	<b>24.3727-0336.2 580336</b>	L= 500
1.9 TD	68	05/97 → 08/02					
2.0 HDI	80	08/99 → 08/02	➡	 ; → 06/02; für Linkslenker; Scheibenbremse		<b>24.3727-0529.2 580529</b>	L= 2.205
2.0 HDI 16V	80	08/99 → 08/02	➡	 ; → 06/02; für Linkslenker; Scheibenbremse		<b>24.3727-0530.2 580530</b>	L= 1.255
			➡	 ; → 06/02; für Linkslenker; Trommelbremse		<b>24.3727-0531.2 580531</b>	L= 2.286
			➡	 ; → 06/02; für Linkslenker; Trommelbremse		<b>24.3727-0532.2 580532</b>	L= 1.063
			➡	 ; → 06/02; für Rechtslenker; Trommelbremse		<b>24.3727-0532.2 580532</b>	L= 1.063
2.0	89	06/94 → 08/02	←	 ; 08/94 → 06/02; für Linkslenker; Scheibenbremse	1	<b>24.3727-0336.2 580336</b>	L= 500
			➡	 ; 08/94 → 06/02; für Linkslenker; Scheibenbremse		<b>24.3727-0529.2 580529</b>	L= 2.205
			➡	 ; 08/94 → 06/02; für Linkslenker; Scheibenbremse		<b>24.3727-0530.2 580530</b>	L= 1.255
			➡	 ; 08/94 → 06/02; für Linkslenker; Trommelbremse		<b>24.3727-0531.2 580531</b>	L= 2.286










	kw			 	! #		
<b>PEUGEOT - 806 (221) 06/94 → 08/02</b>							
 <b>Seilzug, Feststellbremse</b>							
2.0	89	06/94 → 08/02	➡	<input type="checkbox"/> ; 08/94 → 06/02; für Rechtslenker; Trommelbremse		24.3727-0532.2 580532	L= 1.063
			➡	<input type="checkbox"/> ; 08/94 → 06/02; für Linkslenker; Trommelbremse		24.3727-0532.2 580532	L= 1.063
2.0 16V	97	05/98 → 09/00	⬅	<input checked="" type="checkbox"/> ; 10/98 →; für Linkslenker; Scheibenbremse	1	24.3727-0336.2 580336	L= 500
			➡	<input type="checkbox"/> ; 10/98 →; für Linkslenker; Scheibenbremse		24.3727-0529.2 580529	L= 2.205
			➡	<input type="checkbox"/> ; 10/98 →; für Linkslenker; Scheibenbremse		24.3727-0530.2 580530	L= 1.255
2.0 16V	100	09/00 → 08/02	⬅	<input checked="" type="checkbox"/> ; → 06/02; für Linkslenker; Scheibenbremse	1	24.3727-0336.2 580336	L= 500
			➡	<input type="checkbox"/> ; → 06/02; für Linkslenker; Scheibenbremse		24.3727-0529.2 580529	L= 2.205
			➡	<input type="checkbox"/> ; → 06/02; für Linkslenker; Scheibenbremse		24.3727-0530.2 580530	L= 1.255
2.0 Turbo	108	06/94 → 08/02	⬅	<input checked="" type="checkbox"/> ; 08/94 → 06/02; für Linkslenker; Scheibenbremse	1	24.3727-0336.2 580336	L= 500
			➡	<input type="checkbox"/> ; 08/94 → 06/02; für Linkslenker; Scheibenbremse		24.3727-0529.2 580529	L= 2.205
			➡	<input type="checkbox"/> ; 08/94 → 06/02; für Linkslenker; Scheibenbremse		24.3727-0530.2 580530	L= 1.255
2.1 td 12V	80	06/96 → 08/99	⬅	<input checked="" type="checkbox"/> ; für Linkslenker; Scheibenbremse	1	24.3727-0336.2 580336	L= 500
			➡	<input type="checkbox"/> ; für Linkslenker; Scheibenbremse		24.3727-0529.2 580529	L= 2.205
			➡	<input type="checkbox"/> ; für Linkslenker; Scheibenbremse		24.3727-0530.2 580530	L= 1.255
<b>PEUGEOT - 807 (E) 06/02 →</b>							
 <b>Seilzug, Feststellbremse</b>							
2.0	100	06/02 →	➡	<input type="checkbox"/> ; → Orga 10284; für Linkslenker; Scheibenbremse		24.3727-0847.2 580847	L= 1.068
2.0 HDi	79	06/02 →					
2.2	116	06/02 →	➡	<input type="checkbox"/> ; → Orga 10284; für Rechtslenker; Scheibenbremse		24.3727-0847.2 580847	L= 1.068
2.2 HDi	94	06/02 →					
2.2 HDi	100	04/04 →	➡	<input type="checkbox"/> ; → Orga 10284; für Rechtslenker; Scheibenbremse		24.3727-0848.2 580848	L= 2.360
3.0 V6	150	06/02 →	➡	<input type="checkbox"/> ; → Orga 10284; für Linkslenker; Scheibenbremse		24.3727-0848.2 580848	L= 2.360
			➡	<input type="checkbox"/> ; Orga 10285 →; für Rechtslenker; → 06/14; Scheibenbremse		24.3727-0849.2 580849	L= 2.308
			➡	<input type="checkbox"/> ; Orga 10285 →; für Linkslenker; → 06/14; Scheibenbremse		24.3727-0849.2 580849	L= 2.308
			➡	<input type="checkbox"/> ; Orga 10285 →; für Rechtslenker; → 06/14; Scheibenbremse		24.3727-0850.2 580850	L= 1.041
			➡	<input type="checkbox"/> ; Orga 10285 →; für Linkslenker; → 06/14; Scheibenbremse		24.3727-0850.2 580850	L= 1.041
2.0 16V	103	09/05 →	➡	<input type="checkbox"/> ; → Orga 10284; für Rechtslenker; Scheibenbremse		24.3727-0847.2 580847	L= 1.068
2.0 HDi	100	06/06 →	➡	<input type="checkbox"/> ; → Orga 10284; für Rechtslenker; Scheibenbremse		24.3727-0848.2 580848	L= 2.360
			➡	<input type="checkbox"/> ; Orga 10285 →; für Rechtslenker; → 06/14; Scheibenbremse		24.3727-0849.2 580849	L= 2.308
			➡	<input type="checkbox"/> ; Orga 10285 →; für Linkslenker; → 06/14; Scheibenbremse		24.3727-0849.2 580849	L= 2.308
			➡	<input type="checkbox"/> ; Orga 10285 →; für Rechtslenker; → 06/14; Scheibenbremse		24.3727-0850.2 580850	L= 1.041
			➡	<input type="checkbox"/> ; Orga 10285 →; für Linkslenker; → 06/14; Scheibenbremse		24.3727-0850.2 580850	L= 1.041
2.0 HDi	80	04/04 → 05/06	➡	<input type="checkbox"/> ; → Orga 10284; für Rechtslenker; Scheibenbremse		24.3727-0847.2 580847	L= 1.068
			➡	<input type="checkbox"/> ; → Orga 10284; für Rechtslenker; Scheibenbremse		24.3727-0848.2 580848	L= 2.360
			➡	<input type="checkbox"/> ; Orga 10285 →; → 05/06; für Rechtslenker; Scheibenbremse		24.3727-0849.2 580849	L= 2.308
			➡	<input type="checkbox"/> ; Orga 10285 →; → 05/06; für Linkslenker; Scheibenbremse		24.3727-0849.2 580849	L= 2.308
			➡	<input type="checkbox"/> ; Orga 10285 →; → 05/06; für Linkslenker; Scheibenbremse		24.3727-0850.2 580850	L= 1.041
			➡	<input type="checkbox"/> ; Orga 10285 →; → 05/06; für Rechtslenker; Scheibenbremse		24.3727-0850.2 580850	L= 1.041
2.0 HDi	88	02/06 →	➡	<input type="checkbox"/> ; 11/06 →; → Orga 10284; für Rechtslenker; Scheibenbremse		24.3727-0847.2 580847	L= 1.068
↓							

















	kw			 	! #			
<b>PEUGEOT - 807 (E) 06/02→</b>								
 <b>Seilzug, Feststellbremse</b>								
2.0 HDi	88	02/06→	➔	<input type="checkbox"/> ; 11/06→; →Orga 10284; für Rechtslenker; Scheibenbremse	24.3727-0848.2	580848	L= 2.360	
				<input type="checkbox"/> ; Orga 10285→; für Linkslenker; → 06/14; Scheibenbremse	24.3727-0849.2	580849	L= 2.308	
				<input type="checkbox"/> ; Orga 10285→; für Rechtslenker; → 06/14; Scheibenbremse	24.3727-0849.2	580849	L= 2.308	
				<input type="checkbox"/> ; Orga 10285→; für Rechtslenker; → 06/14; Scheibenbremse	24.3727-0850.2	580850	L= 1.041	
				<input type="checkbox"/> ; Orga 10285→; für Linkslenker; → 06/14; Scheibenbremse	24.3727-0850.2	580850	L= 1.041	
2.0 HDi	120	06/09→	➔	<input type="checkbox"/> ; für Rechtslenker; → 06/14; Scheibenbremse	24.3727-0849.2	580849	L= 2.308	
				<input type="checkbox"/> ; für Linkslenker; → 01/14; Scheibenbremse	24.3727-0849.2	580849	L= 2.308	
				<input type="checkbox"/> ; für Linkslenker; → 01/14; Scheibenbremse	24.3727-0850.2	580850	L= 1.041	
				<input type="checkbox"/> ; für Rechtslenker; → 06/14; Scheibenbremse	24.3727-0850.2	580850	L= 1.041	
2.2 HDi 2.2 HDi	120 125	06/06→ 06/06→	➔	<input type="checkbox"/> ; 10/07→; →Orga 10284; für Rechtslenker; Scheibenbremse	24.3727-0847.2	580847	L= 1.068	
				<input type="checkbox"/> ; 10/07→; →Orga 10284; für Rechtslenker; Scheibenbremse	24.3727-0848.2	580848	L= 2.360	
				<input type="checkbox"/> ; Orga 10285→; für Rechtslenker; → 06/14; Scheibenbremse	24.3727-0849.2	580849	L= 2.308	
				<input type="checkbox"/> ; Orga 10285→; für Linkslenker; → 06/14; Scheibenbremse	24.3727-0849.2	580849	L= 2.308	
				<input type="checkbox"/> ; Orga 10285→; für Rechtslenker; → 06/14; Scheibenbremse	24.3727-0850.2	580850	L= 1.041	
				<input type="checkbox"/> ; Orga 10285→; für Linkslenker; → 06/14; Scheibenbremse	24.3727-0850.2	580850	L= 1.041	
<b>PEUGEOT - 1007 (KM_) 04/05→</b>								
 <b>Radbremszylinder</b>								
1.4 1.4 16V 1.4 HDi	54 65 50	04/05→ 10/05→ 04/05→	➔	→ 02/11	24.3220-1717.3 24.3220-1724.3	020430 020476	TRW Ø 20,64 ALU BOS Ø 20,64 ALU	
<b>Zubehörsatz, Bremsbacken</b>								
1.4 1.4 16V 1.4 HDi	54 65 50	04/05→ 10/05→ 04/05→		➔	→ 02/11	03.0137-9267.2 03.0137-9281.2	669267 669281	TRW
 <b>Bremstrommel</b>								
1.4 1.4 16V 1.4 HDi	54 65 50	04/05→ 10/05→ 04/05→	➔		→ 02/11	24.0220-3029.1 24.0220-3729.2	480179 480217	Ø 203,0 x 42 / 204,5 - RLG / - ABS Ring Ø 203,0 x 42 / 204,5 + RLG / + ABS Ring
 <b>Bremsbackensatz</b>								
1.4 1.4 16V 1.4 HDi	54 65 50	04/05→ 10/05→ 04/05→		➔	→ 02/11	03.0137-0426.2 03.0137-0439.2 03.0520-7620.3 03.0520-8520.3	650426 650439 697620 698520	TRW Ø 203 x 38 + HEB Ø 203 x 39 + HEB TRW Ø 203 x 38 Ø 20,64 + RZ / + Zub TopKit BOS Ø 203 x 39 Ø 20,64 + RZ / + Zub TopKit
 <b>Seilzug, Feststellbremse</b>								
1.4 1.4 16V 1.4 HDi	54 65 50	04/05→ 10/05→ 04/05→	➔		↓; → 02/11; Trommelbremse	2	24.3727-0843.2	580843 L= 1.612
<b>PEUGEOT - 2008 03/13→</b>								
 <b>Seilzug, Feststellbremse</b>								
1.2 THP 110 1.2 THP 130 1.2 VTi 1.4 HDi 1.6 BlueHDi 100 1.6 BlueHDi 120 1.6 BlueHDi 75 1.6 HDi 1.6 HDi 1.6 HDi 1.6 VTi	81 96 60 50 73 88 55 68 84 85 88	01/15→ 01/15→ 03/13→ 06/13→ 01/15→ 07/14→ 01/15→ 03/13→ 03/13→ 07/14→ 03/13→	➔	↓	2	24.3727-0855.2	580855 L= 1.910	













	kw			 	! #		
<b>PEUGEOT - 4007 (GP_) 02/07→</b>							
 <b>Bremsbackensatz, Feststellbremse</b>							
2.0	108	11/10→		→ 11/12		03.0137-3023.2 653023	Ø 170 x 32 - HEB
2.0 4x4	108	11/10→					
2.2 HDi	115	02/07→	➔	→ 11/12		03.0137-3015.2 653015	Ø 190 x 32 - HEB
2.4 16V	125	01/08→					
<b>Zubehörsatz, Feststellbremsbacken</b>							
2.0	108	11/10→		→ 11/12		03.0137-9307.2 669307	
2.0 4x4	108	11/10→					
2.2 HDi	115	02/07→	➔	→ 11/12		03.0137-9307.2 669307	
2.4 16V	125	01/08→					
<b>PEUGEOT - 4008 05/12→</b>							
 <b>Bremsbackensatz, Feststellbremse</b>							
1.6	86	05/12→	➔			03.0137-3023.2 653023	Ø 170 x 32 - HEB
1.6 HDi	84	05/12→					
1.6 HDi AWC	84	05/12→					
1.8 HDi	110	05/12→					
1.8 HDi AWC	110	05/12→					
2.0 AWC	110	05/12→					
<b>PEUGEOT - BIPPER (AA_) 02/08→</b>							
 <b>Radbremszylinder</b>							
1.3 HDi 75	55	10/10→	➔			24.3220-1728.3 020509	Ø 20,64 ALU
1.4	54	02/08→					
1.4 HDi	50	02/08→					
<b>Zubehörsatz, Bremsbacken</b>							
1.3 HDi 75	55	10/10→	➔			03.0137-9309.2 669309	AP
1.4	54	02/08→	➔			03.0137-9310.2 669310	AP
1.4 HDi	50	02/08→	➔	→ 09/10		03.0137-9309.2 669309	AP
			➔	10/10→		03.0137-9310.2 669310	AP
 <b>Bremstrommel</b>							
1.3 HDi 75	55	10/10→	➔			24.0222-8038.1 480316	Ø 228,3 x 48 / 230
1.4 HDi	50	02/08→	➔				
1.4	54	02/08→	➔			24.0220-2001.1 480307	Ø 203,0 x 48,5 / 204,7
 <b>Bremsbackensatz</b>							
1.3 HDi 75	55	10/10→	➔			03.0137-0493.2 650493	AP Ø 228 x 42 + HEB
						03.0521-0120.3 690120	AP Ø 228 x 42 Ø 20,64 + RZ / + Zub TopKit
1.4	54	02/08→	➔			03.0137-0479.2 650479	AP Ø 203 x 38 + HEB
						03.0520-9220.3 699220	AP Ø 203 x 38 Ø 20,64 + RZ / + Zub TopKit
1.4 HDi	50	02/08→	➔	10/10→		03.0137-0479.2 650479	AP Ø 203 x 38 + HEB
						03.0520-9220.3 699220	AP Ø 203 x 38 Ø 20,64 + RZ / + Zub TopKit
			➔	→ 09/10		03.0137-0493.2 650493	AP Ø 228 x 42 + HEB
						03.0521-0120.3 690120	AP Ø 228 x 42 Ø 20,64 + RZ / + Zub TopKit
<b>PEUGEOT - BIPPER Tepee 04/08→</b>							
 <b>Radbremszylinder</b>							
1.3 HDi 75	55	10/10→	➔			24.3220-1728.3 020509	Ø 20,64 ALU
1.3 HDi 80	59	12/15→					
1.4	54	04/08→					
1.4 HDi	50	04/08→					
<b>Zubehörsatz, Bremsbacken</b>							
1.3 HDi 75	55	10/10→	➔			03.0137-9309.2 669309	AP
1.3 HDi 80	59	12/15→					
1.4	54	04/08→	➔			03.0137-9310.2 669310	AP
1.4 HDi	50	04/08→	➔	→ 09/10		03.0137-9309.2 669309	AP
			➔	10/10→		03.0137-9310.2 669310	AP
 <b>Bremstrommel</b>							
1.3 HDi 75	55	10/10→	➔			24.0222-8038.1 480316	Ø 228,3 x 48 / 230
1.3 HDi 80	59	12/15→					
1.4 HDi	50	04/08→					
↓							

	kw				! #		
<b>PEUGEOT - BIPPER Tepee 04/08→</b>							
 <b>Bremstrommel</b>							
1.4	54	04/08→	➔			24.0220-2001.1 480307	Ø 203,0 x 48,5 / 204,7
 <b>Bremsbackensatz</b>							
1.3 HDi 75	55	10/10→	➔			03.0137-0493.2 650493	AP Ø 228 x 42 + HEB
1.3 HDi 80	59	12/15→	➔			03.0521-0120.3 690120	AP Ø 228 x 42 Ø 20,64 + RZ / + Zub TopKit
1.4	54	04/08→	➔			03.0137-0479.2 650479	AP Ø 203 x 38 + HEB
						03.0520-9220.3 699220	AP Ø 203 x 38 Ø 20,64 + RZ / + Zub TopKit
1.4 HDi	50	04/08→	➔	10/10→		03.0137-0479.2 650479	AP Ø 203 x 38 + HEB
			➔	→ 09/10		03.0520-9220.3 699220	AP Ø 203 x 38 Ø 20,64 + RZ / + Zub TopKit
						03.0137-0493.2 650493	AP Ø 228 x 42 + HEB
						03.0521-0120.3 690120	AP Ø 228 x 42 Ø 20,64 + RZ / + Zub TopKit
<b>PEUGEOT - BOXER Bus 04/06→</b>							
 <b>Bremsbackensatz, Feststellbremse</b>							
2.0 BlueHDi 110	81	07/15→	➔			03.0137-4004.2 654004	Ø 172 x 42 + Zub
2.0 BlueHDi 130	96	07/15→					
2.0 BlueHDi 160	120	07/15→					
2.2 HDi 100	74	04/06→					
2.2 HDi 110	81	03/11→					
2.2 HDi 120	88	04/06→					
2.2 HDi 130	96	03/11→					
2.2 HDi 150	110	03/11→					
3.0 HDi 145	107	04/10→					
3.0 HDi 160	116	04/06→					
3.0 HDi 175	130	03/11→					
<b>PEUGEOT - BOXER Bus (230P) 03/94→04/02</b>							
 <b>Radbremszylinder</b>							
1.9 D	51	03/94→04/02	➔	→ 10/01; Nutzlast [kg]: 1.000		24.3225-1701.3 020399	Ø 25,4 GG
			➔	11/01→ 03/02; Nutzlast [kg]: 1.000		24.3226-1702.3 020469	Ø 26,99 GG
1.9 TD	66	08/94→04/02	➔	→ 10/01; Nutzlast ab [kg] 1.000 Nutzlast bis [kg] 1.400		24.3225-1701.3 020399	Ø 25,4 GG
1.9 TD	68	03/94→04/02					
1.9 TD 4x4	68	07/96→04/02	➔	11/01→ 03/02; Nutzlast ab [kg] 1.000 Nutzlast bis [kg] 1.400		24.3226-1702.3 020469	Ø 26,99 GG
2.0 i	80	03/94→04/02	➔	→ 10/01; Nutzlast ab [kg] 1.000 Nutzlast bis [kg] 1.400		24.3225-1701.3 020399	Ø 25,4 GG
2.0 i 4x4	80	08/96→04/02	➔	11/01→ 03/02; Nutzlast ab [kg] 1.000 Nutzlast bis [kg] 1.400		24.3226-1702.3 020469	Ø 26,99 GG
			➔	→ 10/01; Nutzlast [kg]: 1.800		24.3228-1701.3 020401	Ø 28,57 GG
2.5 D	63	08/94→04/02	➔	→ 10/01; Nutzlast [kg]: 1.400		24.3225-1701.3 020399	Ø 25,4 GG
2.5 D 4x4	63	07/96→04/02	➔	11/01→ 03/02; Nutzlast [kg]: 1.400		24.3226-1702.3 020469	Ø 26,99 GG
			➔	→ 10/01; Nutzlast [kg]: 1.800		24.3228-1701.3 020401	Ø 28,57 GG
2.5 DT	62	10/97→11/01	➔	→ 10/01; Nutzlast [kg]: 1.400		24.3225-1701.3 020399	Ø 25,4 GG
			➔	11/01→; Nutzlast [kg]: 1.400		24.3226-1702.3 020469	Ø 26,99 GG
			➔	→ 10/01; Nutzlast [kg]: 1.800		24.3228-1701.3 020401	Ø 28,57 GG
2.5 TD	76	07/94→04/02	➔	08/94→ 10/01; Nutzlast [kg]: 1.400		24.3226-1702.3 020469	Ø 26,99 GG
			➔	11/01→ 03/02; Nutzlast [kg]: 1.400		24.3226-1702.3 020469	Ø 26,99 GG
			➔	08/94→ 10/01; Nutzlast [kg]: 1.800		24.3228-1701.3 020401	Ø 28,57 GG
2.5 TD 4x4	76	07/96→04/02	➔	→ 10/01; Nutzlast [kg]: 1.400		24.3226-1702.3 020469	Ø 26,99 GG
2.5 TDI	79	01/97→04/02	➔	11/01→ 03/02; Nutzlast [kg]: 1.400		24.3226-1702.3 020469	Ø 26,99 GG
2.5 TDI 4x4	79	01/97→04/02	➔				
2.8 HDi	94	11/00→04/02	➔	→ 10/01; Nutzlast [kg]: 1.800		24.3228-1701.3 020401	Ø 28,57 GG
2.8 D	64	01/99→02/02	➔	→ S 16206253; Nutzlast [kg]: 1.400		24.3225-1701.3 020399	Ø 25,4 GG
			➔	S 16204256→; Nutzlast [kg]: 1.400		24.3226-1702.3 020469	Ø 26,99 GG
			➔	→ S 16209999; Nutzlast [kg]: 1.800		24.3228-1701.3 020401	Ø 28,57 GG
2.8 HDi 4x4	94	10/00→04/02	➔	→ S 16206253; Nutzlast ab [kg] 1.000 Nutzlast bis [kg] 1.400		24.3225-1701.3 020399	Ø 25,4 GG
			➔	S 16204256→; → 03/02; Nutzlast ab [kg] 1.000 Nutzlast bis [kg] 1.400		24.3226-1702.3 020469	Ø 26,99 GG
			➔	→ S 16209999; Nutzlast [kg]: 1.800		24.3228-1701.3 020401	Ø 28,57 GG
↓							

	kw			 	! #		
<b>PEUGEOT - BOXER Bus (230P) 03/94→04/02</b>							
<b> Radbremszylinder</b>							
2.8 HDi Allrad	93	10/00→11/01	➡	→ S 16206253; Nutzlast ab [kg] 1.000 Nutzlast bis [kg] 1.400	24.3225-1701.3	020399	Ø 25,4 GG
			➡	S 16204256→; Nutzlast ab [kg] 1.000 Nutzlast bis [kg] 1.400	24.3226-1702.3	020469	Ø 26,99 GG
			➡	→ S 16209999; Nutzlast [kg]: 1.800	24.3228-1701.3	020401	Ø 28,57 GG
<b>Zubehörsatz, Bremsbacken</b>							
1.9 D	51	03/94→04/02	➡	→ 10/01; Nutzlast [kg]: 1.000	03.0137-9219.2	669219	TRW
			➡	11/01→ 03/02; Nutzlast [kg]: 1.000	03.0137-9285.2	669285	AP
1.9 TD 1.9 TD 1.9 TD 4x4	66 68	08/94→04/02 03/94→04/02	➡	→ 10/01; Nutzlast ab [kg] 1.000 Nutzlast bis [kg] 1.400	03.0137-9219.2	669219	TRW
			➡	11/01→ 03/02; Nutzlast ab [kg] 1.000 Nutzlast bis [kg] 1.400	03.0137-9285.2	669285	AP
2.0 i 2.0 i 4x4	80 80	03/94→04/02 08/96→04/02	➡	→ 10/01; Nutzlast [kg]: 1.800	03.0137-9219.2	669219	TRW
			➡	→ 10/01; Nutzlast ab [kg] 1.000 Nutzlast bis [kg] 1.400	03.0137-9219.2	669219	TRW
			➡	11/01→ 03/02; Nutzlast ab [kg] 1.000 Nutzlast bis [kg] 1.400	03.0137-9285.2	669285	AP
2.5 D 2.5 D 4x4 2.5 TD 4x4 2.5 TDI 2.5 TDI 4x4 2.8 HDi	63 63 76 79 79 94	08/94→04/02 07/96→04/02 07/96→04/02 01/97→04/02 01/97→04/02 11/00→04/02	➡	→ 10/01; Nutzlast [kg]: 1.400	03.0137-9219.2	669219	TRW
			➡	→ 10/01; Nutzlast [kg]: 1.800	03.0137-9219.2	669219	TRW
			➡	11/01→ 03/02; Nutzlast [kg]: 1.400	03.0137-9285.2	669285	AP
			➡	→ 10/01; Nutzlast [kg]: 1.400	03.0137-9219.2	669219	TRW
2.5 DT	62	10/97→11/01	➡	→ 10/01; Nutzlast [kg]: 1.400	03.0137-9219.2	669219	TRW
			➡	→ 10/01; Nutzlast [kg]: 1.800	03.0137-9219.2	669219	TRW
			➡	11/01→; Nutzlast [kg]: 1.400	03.0137-9285.2	669285	AP
2.5 TD	76	07/94→04/02	➡	08/94→ 10/01; Nutzlast [kg]: 1.400	03.0137-9219.2	669219	TRW
			➡	08/94→ 10/01; Nutzlast [kg]: 1.800	03.0137-9219.2	669219	TRW
			➡	11/01→ 03/02; Nutzlast [kg]: 1.400	03.0137-9285.2	669285	AP
2.8 D	64	01/99→02/02	➡	→ S 16206253; Nutzlast [kg]: 1.400	03.0137-9219.2	669219	TRW
			➡	→ S 16209999; Nutzlast [kg]: 1.800	03.0137-9219.2	669219	TRW
			➡	S 16204256→; Nutzlast [kg]: 1.400	03.0137-9285.2	669285	AP
2.8 HDi 4x4	94	10/00→04/02	➡	→ S 16206253; Nutzlast ab [kg] 1.000 Nutzlast bis [kg] 1.400	03.0137-9219.2	669219	TRW
			➡	→ S 16209999; Nutzlast ab [kg] 1.000 Nutzlast bis [kg] 1.400	03.0137-9219.2	669219	TRW
			➡	S 16204256→; → 03/02; Nutzlast ab [kg] 1.000 Nutzlast bis [kg] 1.400	03.0137-9285.2	669285	AP
2.8 HDi Allrad	93	10/00→11/01	➡	→ S 16206253; Nutzlast ab [kg] 1.000 Nutzlast bis [kg] 1.400	03.0137-9219.2	669219	TRW
			➡	→ S 16209999; Nutzlast ab [kg] 1.000 Nutzlast bis [kg] 1.400	03.0137-9219.2	669219	TRW
			➡	S 16204256→; Nutzlast ab [kg] 1.000 Nutzlast bis [kg] 1.400	03.0137-9285.2	669285	AP
<b> Bremstrommel</b>							
1.9 D	51	03/94→04/02	➡	→ 03/02; Nutzlast [kg]: 1.000	24.0225-4002.1	480048	Ø 254,0 x 64,4 / 255,6
1.9 TD 1.9 TD 1.9 TD 4x4	66 68 68	08/94→04/02 03/94→04/02 07/96→04/02	➡	→ 03/02; Nutzlast ab [kg] 1.000 Nutzlast bis [kg] 1.400	24.0225-4002.1	480048	Ø 254,0 x 64,4 / 255,6
			➡	→ 03/02; Nutzlast ab [kg] 1.000 Nutzlast bis [kg] 1.400	24.0225-4002.1	480048	Ø 254,0 x 64,4 / 255,6
			➡	→ 10/01; Nutzlast [kg]: 1.800	24.0225-4005.1	480070	Ø 254,0 x 64,5 / 255,6
2.5 D 2.5 D 4x4 2.5 TD 4x4 2.5 TDI 2.5 TDI 4x4 2.8 HDi	63 63 76 79 79 94	08/94→04/02 07/96→04/02 07/96→04/02 01/97→04/02 01/97→04/02 11/00→04/02	➡	→ 03/02; Nutzlast [kg]: 1.400	24.0225-4002.1	480048	Ø 254,0 x 64,4 / 255,6
			➡	→ 10/01; Nutzlast [kg]: 1.800	24.0225-4005.1	480070	Ø 254,0 x 64,5 / 255,6
			➡	→ 03/02; Nutzlast [kg]: 1.400	24.0225-4002.1	480048	Ø 254,0 x 64,4 / 255,6
			➡	→ 10/01; Nutzlast [kg]: 1.800	24.0225-4005.1	480070	Ø 254,0 x 64,5 / 255,6
2.5 DT	62	10/97→11/01	➡	Nutzlast [kg]: 1.400	24.0225-4002.1	480048	Ø 254,0 x 64,4 / 255,6
			➡	→ 10/01; Nutzlast [kg]: 1.800	24.0225-4005.1	480070	Ø 254,0 x 64,5 / 255,6
			➡	→ 03/02; Nutzlast [kg]: 1.400	24.0225-4002.1	480048	Ø 254,0 x 64,4 / 255,6
2.5 TD	76	07/94→04/02	➡	08/94→ 03/02; Nutzlast [kg]: 1.400	24.0225-4002.1	480048	Ø 254,0 x 64,4 / 255,6
			➡	08/94→ 10/01; Nutzlast [kg]: 1.800	24.0225-4005.1	480070	Ø 254,0 x 64,5 / 255,6
2.8 D	64	01/99→02/02	➡	Nutzlast [kg]: 1.400	24.0225-4002.1	480048	Ø 254,0 x 64,4 / 255,6
			➡	→ S 16209999; Nutzlast [kg]: 1.800	24.0225-4005.1	480070	Ø 254,0 x 64,5 / 255,6
↓							










	kw			 	! #		
<b>PEUGEOT - BOXER Bus (230P) 03/94→04/02</b>							
<b>Bremstrommel</b>							
2.8 HDi 4x4	94	10/00→04/02	➡	→ 03/02; Nutzlast ab [kg] 1.000 Nutzlast bis [kg] 1.400	24.0225-4002.1	480048	Ø 254,0 x 64,4 / 255,6
			➡	→ S 16209999; Nutzlast [kg]: 1.800	24.0225-4005.1	480070	Ø 254,0 x 64,5 / 255,6
2.8 HDi Allrad	93	10/00→11/01	➡	Nutzlast ab [kg] 1.000 Nutzlast bis [kg] 1.400	24.0225-4002.1	480048	Ø 254,0 x 64,4 / 255,6
			➡	→ S 16209999; Nutzlast [kg]: 1.800	24.0225-4005.1	480070	Ø 254,0 x 64,5 / 255,6
<b>Bremsbackensatz</b>							
1.9 D	51	03/94→04/02	➡	→ 10/01; Nutzlast [kg]: 1.000; nicht für Wohnmobile	03.0137-0333.2	650333	TRW Ø 254 x 57 + HEB
			➡	11/01→ 03/02; Nutzlast [kg]: 1.000	03.0520-0925.3	690925	TRW Ø 254 x 57 Ø 25,4 + RZ / + Zub TopKit
1.9 TD 1.9 TD 1.9 TD 4x4	66 68 68	08/94→04/02 03/94→04/02 07/96→04/02	➡	→ 10/01; Nutzlast ab [kg] 1.000 Nutzlast bis [kg] 1.400; nicht für Wohnmobile	03.0137-0333.2	650333	TRW Ø 254 x 57 + HEB
			➡	11/01→ 03/02; Nutzlast ab [kg] 1.000 Nutzlast bis [kg] 1.400	03.0520-0925.3	690925	TRW Ø 254 x 57 Ø 25,4 + RZ / + Zub TopKit
2.0 i 2.0 i 4x4	80 80	03/94→04/02 08/96→04/02	➡	→ 10/01; Nutzlast ab [kg] 1.000 Nutzlast bis [kg] 1.400; nicht für Wohnmobile	03.0137-0333.2	650333	TRW Ø 254 x 57 + HEB
			➡	→ 10/01; Nutzlast [kg]: 1.800; nicht für Wohnmobile	03.0520-0925.3	690925	TRW Ø 254 x 57 Ø 25,4 + RZ / + Zub TopKit
			➡	→ 10/01; Nutzlast [kg]: 1.800; nicht für Wohnmobile	03.0137-0334.2	650334	TRW Ø 254 x 57 + HEB
2.5 D 2.5 D 4x4	63 63	08/94→04/02 07/96→04/02	➡	→ 10/01; Nutzlast [kg]: 1.400; nicht für Wohnmobile	03.0137-0333.2	650333	TRW Ø 254 x 57 + HEB
			➡	→ 10/01; Nutzlast [kg]: 1.800; nicht für Wohnmobile	03.0520-0925.3	690925	TRW Ø 254 x 57 Ø 25,4 + RZ / + Zub TopKit
			➡	→ 10/01; Nutzlast [kg]: 1.800; nicht für Wohnmobile	03.0137-0334.2	650334	TRW Ø 254 x 57 + HEB
2.5 DT	62	10/97→11/01	➡	→ 10/01; Nutzlast [kg]: 1.400; nicht für Wohnmobile	03.0520-0728.3	690728	TRW Ø 254 x 57 Ø 28,57 + RZ / + Zub TopKit
			➡	11/01→ 03/02; Nutzlast [kg]: 1.400	03.0137-0432.2	650432	AP Ø 254 x 57 + HEB
			➡	→ 10/01; Nutzlast [kg]: 1.800; nicht für Wohnmobile	03.0520-0326.3	690326	AP Ø 254 x 57 Ø 26,99 + RZ / + Zub TopKit
2.5 TD	76	07/94→04/02	➡	→ 10/01; Nutzlast [kg]: 1.400; nicht für Wohnmobile	03.0137-0333.2	650333	TRW Ø 254 x 57 + HEB
			➡	08/94→ 10/01; Nutzlast [kg]: 1.400; nicht für Wohnmobile	03.0520-0226.3	690226	TRW Ø 254 x 57 Ø 26,99 + RZ / + Zub TopKit
			➡	08/94→ 10/01; Nutzlast [kg]: 1.800; nicht für Wohnmobile	03.0137-0334.2	650334	TRW Ø 254 x 57 + HEB
2.5 TD 4x4 2.5 TDI 2.5 TDI 4x4 2.8 HDI	76 79 79 94	07/96→04/02 01/97→04/02 01/97→04/02 11/00→04/02	➡	→ 10/01; Nutzlast [kg]: 1.800; nicht für Wohnmobile	03.0520-0728.3	690728	TRW Ø 254 x 57 Ø 28,57 + RZ / + Zub TopKit
			➡	11/01→ 03/02; Nutzlast [kg]: 1.400	03.0137-0432.2	650432	AP Ø 254 x 57 + HEB
			➡	→ 10/01; Nutzlast [kg]: 1.400; nicht für Wohnmobile	03.0520-0326.3	690326	AP Ø 254 x 57 Ø 26,99 + RZ / + Zub TopKit
2.8 D	64	01/99→02/02	➡	→ S 16206253; Nutzlast [kg]: 1.400; nicht für Wohnmobile	03.0137-0333.2	650333	TRW Ø 254 x 57 + HEB
↓							








	kw					! #		
<b>PEUGEOT - BOXER Bus (230P) 03/94→04/02</b>								
<b>Bremsbackensatz</b>								
2.8 D	64	01/99→02/02	➔	→ S 16209999; Nutzlast [kg]: 1.800; nicht für Wohnmobile		03.0137-0334.2	650334	TRW Ø 254 x 57 + HEB
			➔	S 16204256→; Nutzlast [kg]: 1.400		03.0137-0432.2	650432	AP Ø 254 x 57 + HEB
2.8 HDi 4x4	94	10/00→04/02	➔	→ S 16206253; Nutzlast ab [kg] 1.000 Nutzlast bis [kg] 1.400; nicht für Wohnmobile		03.0137-0333.2	650333	TRW Ø 254 x 57 + HEB
			➔	→ S 16209999; Nutzlast ab [kg] 1.000 Nutzlast bis [kg] 1.400; nicht für Wohnmobile		03.0137-0334.2	650334	TRW Ø 254 x 57 + HEB
			➔	S 16204256→; → 03/02; Nutzlast ab [kg] 1.000 Nutzlast bis [kg] 1.400		03.0137-0432.2	650432	AP Ø 254 x 57 + HEB
2.8 HDi Allrad	93	10/00→11/01	➔	→ S 16206253; Nutzlast ab [kg] 1.000 Nutzlast bis [kg] 1.400; nicht für Wohnmobile		03.0137-0333.2	650333	TRW Ø 254 x 57 + HEB
			➔	→ S 16209999; Nutzlast ab [kg] 1.000 Nutzlast bis [kg] 1.400; nicht für Wohnmobile		03.0137-0334.2	650334	TRW Ø 254 x 57 + HEB
			➔	S 16204256→; Nutzlast ab [kg] 1.000 Nutzlast bis [kg] 1.400		03.0137-0432.2	650432	AP Ø 254 x 57 + HEB
<b>Seilzug, Feststellbremse</b>								
1.9 D	51	03/94→04/02	➔	↕; → S 16158427; Nutzlast [kg]: 1.000; Scheiben/Trommel	1	24.3727-0345.2	580345	L= 3.045
			➔	↕; S 16158428→; → 03/02; Nutzlast [kg]: 1.000; Scheiben/Trommel	1	24.3727-0350.2	580350	L= 2.827
1.9 TD	66	08/94→04/02	➔	↕; → S 16158427; Nutzlast ab [kg] 1.000 Nutzlast bis [kg] 1.400; Scheiben/Trommel	1	24.3727-0345.2	580345	L= 3.045
1.9 TD	68	03/94→04/02	➔	↕; S 16158428→; → 03/02; Nutzlast ab [kg] 1.000 Nutzlast bis [kg] 1.400; Scheiben/Trommel	1	24.3727-0350.2	580350	L= 2.827
2.0 i	80	03/94→04/02	➔	↕; → S 16158427; Nutzlast ab [kg] 1.000 Nutzlast bis [kg] 1.800; Scheiben/Trommel	1	24.3727-0345.2	580345	L= 3.045
			➔	↕; S 16158428→; → 03/02; Nutzlast ab [kg] 1.000 Nutzlast bis [kg] 1.800; Scheiben/Trommel	1	24.3727-0350.2	580350	L= 2.827
2.5 D	63	08/94→04/02	➔	↕; → S 16158427; Nutzlast ab [kg] 1.400 Nutzlast bis [kg] 1.800; Scheiben/Trommel	1	24.3727-0345.2	580345	L= 3.045
2.5 TDI	79	01/97→04/02	➔	↕; S 16158428→; → 03/02; Nutzlast ab [kg] 1.400 Nutzlast bis [kg] 1.800; Scheiben/Trommel	1	24.3727-0350.2	580350	L= 2.827
2.8 HDi	94	11/00→04/02	➔	↕; → S 16158427; Nutzlast ab [kg] 1.400 Nutzlast bis [kg] 1.800; Scheiben/Trommel	1	24.3727-0345.2	580345	L= 3.045
			➔	↕; S 16158428→; Nutzlast ab [kg] 1.400 Nutzlast bis [kg] 1.800; Scheiben/Trommel	1	24.3727-0350.2	580350	L= 2.827
2.5 DT	62	10/97→11/01	➔	↕; → S 16158427; Nutzlast ab [kg] 1.400 Nutzlast bis [kg] 1.800; Scheiben/Trommel	1	24.3727-0345.2	580345	L= 3.045
2.8 D	64	01/99→02/02	➔	↕; S 16158428→; Nutzlast ab [kg] 1.400 Nutzlast bis [kg] 1.800; Scheiben/Trommel	1	24.3727-0350.2	580350	L= 2.827
2.5 TD	76	07/94→04/02	➔	↕; 08/94→; → S 16158427; Nutzlast ab [kg] 1.400 Nutzlast bis [kg] 1.800; Scheiben/Trommel	1	24.3727-0345.2	580345	L= 3.045
			➔	↕; S 16158428→; → 03/02; Nutzlast ab [kg] 1.400 Nutzlast bis [kg] 1.800; Scheiben/Trommel	1	24.3727-0350.2	580350	L= 2.827
2.8 HDi	93	10/00→11/01	➔	↕; 11/00→; → S 16158427; Nutzlast ab [kg] 1.400 Nutzlast bis [kg] 1.800; Scheiben/Trommel	1	24.3727-0345.2	580345	L= 3.045
			➔	↕; S 16158428→; Nutzlast ab [kg] 1.400 Nutzlast bis [kg] 1.800; Scheiben/Trommel	1	24.3727-0350.2	580350	L= 2.827
<b>PEUGEOT - BOXER Bus (244, Z_) 12/01→</b>								
<b>Radbremszylinder</b>								
2.0	81	04/02→	➔	→ 03/06; Nutzlast ab [kg] 1.000 Nutzlast bis [kg] 1.400		24.3226-1702.3	020469	Ø 26,99 GG
2.0 HDi	62	04/02→						
2.2 HDi	74	04/02→						
2.8 HDi	94	04/02→						
2.8 HDi	107	04/04→						
2.8 HDi 4x4	94	04/02→						
2.0 BiFuel	81	12/01→06/06	➔	04/02→ 03/06; Nutzlast ab [kg] 1.000 Nutzlast bis [kg] 1.400		24.3226-1702.3	020469	Ø 26,99 GG
↓								












	kW					! #			
<b>PEUGEOT - BOXER Bus (244, Z_) 12/01→</b>									
<b>Zubehörsatz, Bremsbacken</b>									
2.0	81	04/02→	➔	→ 03/06; Nutzlast ab [kg] 1.000 Nutzlast bis [kg] 1.400		03.0137-9285.2	669285	AP	
2.0 HDi	62	04/02→							
2.2 HDi	74	04/02→							
2.8 HDi	94	04/02→							
2.8 HDi	107	04/04→							
2.8 HDi 4x4	94	04/02→							
2.0 BiFuel	81	12/01→06/06	➔	04/02→ 03/06; Nutzlast ab [kg] 1.000 Nutzlast bis [kg] 1.400		03.0137-9285.2	669285	AP	
<b> Bremstrommel</b>									
2.0	81	04/02→	➔	→ 03/06; Nutzlast ab [kg] 1.000 Nutzlast bis [kg] 1.400		24.0225-4002.1	480048	Ø 254,0 x 64,4 / 255,6	
2.0 HDi	62	04/02→							
2.2 HDi	74	04/02→							
2.8 HDi	94	04/02→							
2.8 HDi	107	04/04→							
2.8 HDi 4x4	94	04/02→							
2.0 BiFuel	81	12/01→06/06	➔	04/02→ 03/06; Nutzlast ab [kg] 1.000 Nutzlast bis [kg] 1.400		24.0225-4002.1	480048	Ø 254,0 x 64,4 / 255,6	
<b> Bremsbackensatz</b>									
2.0	81	04/02→	➔	→ 03/06; Nutzlast ab [kg] 1.000 Nutzlast bis [kg] 1.400		03.0137-0432.2	650432	AP Ø 254 x 57 + HEB	
2.0 HDi	62	04/02→				03.0520-0326.3	690326	AP Ø 254 x 57 Ø 26,99 + RZ / + Zub TopKit	
2.2 HDi	74	04/02→							
2.8 HDi	94	04/02→							
2.8 HDi	107	04/04→							
2.8 HDi 4x4	94	04/02→							
2.0 BiFuel	81	12/01→06/06	➔	04/02→ 03/06; Nutzlast ab [kg] 1.000 Nutzlast bis [kg] 1.400		03.0137-0432.2	650432	AP Ø 254 x 57 + HEB	
						03.0520-0326.3	690326	AP Ø 254 x 57 Ø 26,99 + RZ / + Zub TopKit	
<b> Bremsbackensatz, Feststellbremse</b>									
2.0	81	04/02→	➔	→ 03/06; Nutzlast ab [kg] 1.000 Nutzlast bis [kg] 1.800; - Stutzlager		03.0137-4002.2	654002	Ø 172 x 42 + Zub	
2.0 HDi	62	04/02→							
2.2 HDi	74	04/02→							
2.8 HDi	94	04/02→							
2.8 HDi	107	04/04→							
2.8 HDi 4x4	94	04/02→							
2.0 BiFuel	81	12/01→06/06	➔	04/02→ 03/06; Nutzlast ab [kg] 1.000 Nutzlast bis [kg] 1.800; - Stutzlager		03.0137-4002.2	654002	Ø 172 x 42 + Zub	
<b> Seilzug, Feststellbremse</b>									
2.0	81	04/02→	←	⬆; → 03/06; Nutzlast ab [kg] 1.000 Nutzlast bis [kg] 1.800; Trommelbremse		1	24.3727-0300.2	580300	L= 1.078
2.0 HDi	62	04/02→							
2.2 HDi	74	04/02→	←	⬆; S 17103013→; → 03/06; für Linkslenker; Nutzlast ab [kg] 1.000 Nutzlast bis [kg] 1.800; Scheibenbremse		1	24.3727-0300.2	580300	L= 1.078
2.8 HDi	94	04/02→							
2.8 HDi	107	04/04→	←	⬆; → S 17103012; Nutzlast ab [kg] 1.000 Nutzlast bis [kg] 1.800; Scheibenbremse		1	24.3727-0300.2	580300	L= 1.078
			➔	⬇; → 03/06; Nutzlast ab [kg] 1.000 Nutzlast bis [kg] 1.800; Trommelbremse		1	24.3727-0343.2	580343	L= 2.827
			➔	⬇; → S 17103012; Nutzlast ab [kg] 1.000 Nutzlast bis [kg] 1.800; Scheibenbremse		1	24.3727-0348.2	580348	L= 2.715
2.8 HDi 4x4	94	04/02→	←	⬆; S 17103013→; → 03/06; Nutzlast ab [kg] 1.000 Nutzlast bis [kg] 1.800; Scheibenbremse		1	24.3727-0562.2	580562	L= 1.059
			←	⬆; → S 17103012; Nutzlast ab [kg] 1.000 Nutzlast bis [kg] 1.800; Scheibenbremse		1	24.3727-0562.2	580562	L= 1.059
			➔	⬇; → S 17103012; Nutzlast ab [kg] 1.000 Nutzlast bis [kg] 1.800; Scheibenbremse		1	24.3727-0348.2	580348	L= 2.715
<b>PEUGEOT - BOXER Kasten 04/06→</b>									
<b> Bremsbackensatz, Feststellbremse</b>									
2.0 BlueHDi 110	81	07/15→	➔			03.0137-4004.2	654004	Ø 172 x 42 + Zub	
2.0 BlueHDi 130	96	07/15→							
2.0 BlueHDi 160	120	07/15→							
2.2 HDi 100	74	04/06→							
2.2 HDi 110	81	03/11→							
2.2 HDi 120	88	04/06→							
2.2 HDi 130	96	03/11→							
2.2 HDi 150	110	03/11→							
3.0 D	116	09/08→12/09							
3.0 HDi	115	07/06→							
↓									













	kw			 	! #		
<b>PEUGEOT - BOXER Kasten 04/06→</b>							
 <b>Bremsbackensatz, Feststellbremse</b>							
3.0 HDi 145 3.0 HDi 160 3.0 HDi 175	107 116 130	04/10→ 04/06→ 03/11→	➡			03.0137-4004.2 654004	Ø 172 x 42 + Zub
<b>PEUGEOT - BOXER Kasten (230L) 03/94→06/03</b>							
 <b>Radbremszylinder</b>							
1.9 D 1.9 D	50 51	07/99→04/02 03/94→04/02	➡	→ 10/01; Nutzlast [kg]: 1.000		24.3225-1701.3 020399	Ø 25,4 GG
			➡	11/01→ 03/02; Nutzlast [kg]: 1.000		24.3226-1702.3 020469	Ø 26,99 GG
1.9 DT 4x4	66	03/96→09/98	➡	Nutzlast ab [kg] 1.000 Nutzlast bis [kg] 1.400		24.3225-1701.3 020399	Ø 25,4 GG
1.9 TD 1.9 TD	66 68	07/99→04/02 03/94→04/02	➡	→ 10/01; Nutzlast ab [kg] 1.000 Nutzlast bis [kg] 1.400		24.3225-1701.3 020399	Ø 25,4 GG
			➡	11/01→ 03/02; Nutzlast ab [kg] 1.000 Nutzlast bis [kg] 1.400		24.3226-1702.3 020469	Ø 26,99 GG
2.0 4x4	80	03/96→09/98	➡	Nutzlast ab [kg] 1.000 Nutzlast bis [kg] 1.400		24.3225-1701.3 020399	Ø 25,4 GG
			➡	Nutzlast [kg]: 1.800		24.3228-1701.3 020401	Ø 28,57 GG
2.0 HDI 2.0 i	62 80	08/01→04/02 06/94→04/02	➡	→ 10/01; Nutzlast ab [kg] 1.000 Nutzlast bis [kg] 1.400		24.3225-1701.3 020399	Ø 25,4 GG
			➡	11/01→ 03/02; Nutzlast ab [kg] 1.000 Nutzlast bis [kg] 1.400		24.3226-1702.3 020469	Ø 26,99 GG
			➡	→ 10/01; Nutzlast [kg]: 1.800		24.3228-1701.3 020401	Ø 28,57 GG
2.5 D 2.5 D 4x4	63 63	03/94→04/02 07/99→04/02	➡	→ 10/01; Nutzlast [kg]: 1.400		24.3225-1701.3 020399	Ø 25,4 GG
			➡	11/01→ 03/02; Nutzlast [kg]: 1.400		24.3226-1702.3 020469	Ø 26,99 GG
			➡	→ 10/01; Nutzlast [kg]: 1.800		24.3228-1701.3 020401	Ø 28,57 GG
2.5 DT	62	10/97→11/01	➡	→ 10/01; Nutzlast [kg]: 1.400		24.3225-1701.3 020399	Ø 25,4 GG
			➡	11/01→; Nutzlast [kg]: 1.400		24.3226-1702.3 020469	Ø 26,99 GG
			➡	→ 10/01; Nutzlast [kg]: 1.800		24.3228-1701.3 020401	Ø 28,57 GG
2.5 TD 2.5 TDI 2.5 TDI 4x4 2.8 HDI	76 79 79 94	03/94→04/02 01/97→04/02 07/99→04/02 11/00→04/02	➡	→ 10/01; Nutzlast [kg]: 1.400		24.3226-1702.3 020469	Ø 26,99 GG
			➡	11/01→ 03/02; Nutzlast [kg]: 1.400		24.3226-1702.3 020469	Ø 26,99 GG
			➡	→ 10/01; Nutzlast [kg]: 1.800		24.3228-1701.3 020401	Ø 28,57 GG
2.8 D	64	01/99→02/02	➡	→ S 16206253; Nutzlast [kg]: 1.400		24.3225-1701.3 020399	Ø 25,4 GG
			➡	S 16204256→; Nutzlast [kg]: 1.400		24.3226-1702.3 020469	Ø 26,99 GG
			➡	→ S 16209999; Nutzlast [kg]: 1.800		24.3228-1701.3 020401	Ø 28,57 GG
2.8 HDi 4x4	93	10/00→11/01	➡	11/01→; Nutzlast [kg]: 1.400		24.3226-1702.3 020469	Ø 26,99 GG
			➡	→ 10/01; Nutzlast [kg]: 1.800		24.3228-1701.3 020401	Ø 28,57 GG
2.8 HDi 4x4	94	10/00→04/02	➡	11/01→ 03/02; Nutzlast [kg]: 1.400		24.3226-1702.3 020469	Ø 26,99 GG
			➡	→ 10/01; Nutzlast [kg]: 1.800		24.3228-1701.3 020401	Ø 28,57 GG
<b>Zubehörsatz, Bremsbacken</b>							
1.9 D 1.9 D	50 51	07/99→04/02 03/94→04/02	➡	→ 10/01; Nutzlast [kg]: 1.000		03.0137-9219.2 669219	TRW
			➡	11/01→ 03/02; Nutzlast [kg]: 1.000		03.0137-9285.2 669285	AP
1.9 DT 4x4	66	03/96→09/98	➡	Nutzlast ab [kg] 1.000 Nutzlast bis [kg] 1.400		03.0137-9219.2 669219	TRW
1.9 TD 1.9 TD	66 68	07/99→04/02 03/94→04/02	➡	→ 10/01; Nutzlast ab [kg] 1.000 Nutzlast bis [kg] 1.400		03.0137-9219.2 669219	TRW
			➡	11/01→ 03/02; Nutzlast ab [kg] 1.000 Nutzlast bis [kg] 1.400		03.0137-9285.2 669285	AP
2.0 4x4	80	03/96→09/98	➡	Nutzlast ab [kg] 1.000 Nutzlast bis [kg] 1.400		03.0137-9219.2 669219	TRW
			➡	Nutzlast [kg]: 1.800		03.0137-9219.2 669219	TRW
2.0 HDI 2.0 i	62 80	08/01→04/02 06/94→04/02	➡	→ 10/01; Nutzlast [kg]: 1.800		03.0137-9219.2 669219	TRW
			➡	→ 10/01; Nutzlast ab [kg] 1.000 Nutzlast bis [kg] 1.400		03.0137-9219.2 669219	TRW
			➡	11/01→ 03/02; Nutzlast ab [kg] 1.000 Nutzlast bis [kg] 1.400		03.0137-9285.2 669285	AP
2.5 D 2.5 D 4x4 2.5 TD 2.5 TDI 2.5 TDI 4x4 2.8 HDI 2.8 HDi 4x4	63 63 76 79 79 94 94	03/94→04/02 07/99→04/02 03/94→04/02 01/97→04/02 07/99→04/02 11/00→04/02 10/00→04/02	➡	→ 10/01; Nutzlast [kg]: 1.400		03.0137-9219.2 669219	TRW
			➡	→ 10/01; Nutzlast [kg]: 1.800		03.0137-9219.2 669219	TRW
			➡	11/01→ 03/02; Nutzlast [kg]: 1.400		03.0137-9285.2 669285	AP
2.5 DT	62	10/97→11/01	➡	→ 10/01; Nutzlast [kg]: 1.400		03.0137-9219.2 669219	TRW



















	kw			 	! #		
<b>PEUGEOT - BOXER Kasten (230L) 03/94→06/03</b>							
<b>Zubehörsatz, Bremsbacken</b>							
2.8 HDi 4x4	93	10/00→11/01	➡	→ 10/01; Nutzlast [kg]: 1.800		03.0137-9219.2 669219	TRW
			➡	11/01→; Nutzlast [kg]: 1.400		03.0137-9285.2 669285	AP
2.8 D	64	01/99→02/02	➡	→ S 16206253; Nutzlast [kg]: 1.400		03.0137-9219.2 669219	TRW
			➡	→ S 16209999; Nutzlast [kg]: 1.800		03.0137-9219.2 669219	TRW
			➡	S 16204256→; Nutzlast [kg]: 1.400		03.0137-9285.2 669285	AP
<b> Bremstrommel</b>							
1.9 D	50	07/99→04/02	➡	→ 03/02; Nutzlast [kg]: 1.000		24.0225-4002.1 480048	Ø 254,0 x 64,4 / 255,6
1.9 D	51	03/94→04/02					
1.9 DT 4x4	66	03/96→09/98	➡	Nutzlast ab [kg] 1.000 Nutzlast bis [kg] 1.400		24.0225-4002.1 480048	Ø 254,0 x 64,4 / 255,6
1.9 TD	66	07/99→04/02	➡	→ 03/02; Nutzlast ab [kg] 1.000 Nutzlast bis [kg] 1.400		24.0225-4002.1 480048	Ø 254,0 x 64,4 / 255,6
1.9 TD	68	03/94→04/02					
2.0 4x4	80	03/96→09/98	➡	Nutzlast ab [kg] 1.000 Nutzlast bis [kg] 1.400		24.0225-4002.1 480048	Ø 254,0 x 64,4 / 255,6
			➡	Nutzlast [kg]: 1.800		24.0225-4005.1 480070	Ø 254,0 x 64,5 / 255,6
2.0 HDI	62	08/01→04/02	➡	→ 03/02; Nutzlast ab [kg] 1.000 Nutzlast bis [kg] 1.400		24.0225-4002.1 480048	Ø 254,0 x 64,4 / 255,6
2.0 i	80	06/94→04/02	➡	→ 10/01; Nutzlast [kg]: 1.800		24.0225-4005.1 480070	Ø 254,0 x 64,5 / 255,6
2.5 D	63	03/94→04/02	➡	→ 03/02; Nutzlast [kg]: 1.400		24.0225-4002.1 480048	Ø 254,0 x 64,4 / 255,6
2.5 D 4x4	63	07/99→04/02					
2.5 TD	76	03/94→04/02	➡	→ 10/01; Nutzlast [kg]: 1.800		24.0225-4005.1 480070	Ø 254,0 x 64,5 / 255,6
2.5 TDI	79	01/97→04/02					
2.5 TDI 4x4	79	07/99→04/02					
2.8 HDi	94	11/00→04/02					
2.8 HDi 4x4	94	10/00→04/02					
2.5 DT	62	10/97→11/01	➡	Nutzlast [kg]: 1.400		24.0225-4002.1 480048	Ø 254,0 x 64,4 / 255,6
2.8 HDi 4x4	93	10/00→11/01	➡	→ 10/01; Nutzlast [kg]: 1.800		24.0225-4005.1 480070	Ø 254,0 x 64,5 / 255,6
2.8 D	64	01/99→02/02	➡	Nutzlast [kg]: 1.400		24.0225-4002.1 480048	Ø 254,0 x 64,4 / 255,6
			➡	→ S 16209999; Nutzlast [kg]: 1.800		24.0225-4005.1 480070	Ø 254,0 x 64,5 / 255,6
<b> Bremsbackensatz</b>							
1.9 D	50	07/99→04/02	➡	→ 10/01; Nutzlast [kg]: 1.000; nicht für Wohnmobile		03.0137-0333.2 650333	TRW Ø 254 x 57 + HEB
1.9 D	51	03/94→04/02				03.0520-0925.3 690925	TRW Ø 254 x 57 Ø 25,4 + RZ / + Zub TopKit
			➡	11/01→ 03/02; Nutzlast [kg]: 1.000		03.0137-0432.2 650432	AP Ø 254 x 57 + HEB
						03.0520-0326.3 690326	AP Ø 254 x 57 Ø 26,99 + RZ / + Zub TopKit
1.9 DT 4x4	66	03/96→09/98	➡	Nutzlast ab [kg] 1.000 Nutzlast bis [kg] 1.400; nicht für Wohnmobile		03.0137-0333.2 650333	TRW Ø 254 x 57 + HEB
						03.0520-0925.3 690925	TRW Ø 254 x 57 Ø 25,4 + RZ / + Zub TopKit
1.9 TD	66	07/99→04/02	➡	→ 10/01; Nutzlast ab [kg] 1.000 Nutzlast bis [kg] 1.400; nicht für Wohnmobile		03.0137-0333.2 650333	TRW Ø 254 x 57 + HEB
1.9 TD	68	03/94→04/02				03.0520-0925.3 690925	TRW Ø 254 x 57 Ø 25,4 + RZ / + Zub TopKit
			➡	11/01→ 03/02; Nutzlast ab [kg] 1.000 Nutzlast bis [kg] 1.400		03.0137-0432.2 650432	AP Ø 254 x 57 + HEB
						03.0520-0326.3 690326	AP Ø 254 x 57 Ø 26,99 + RZ / + Zub TopKit
2.0 4x4	80	03/96→09/98	➡	Nutzlast ab [kg] 1.000 Nutzlast bis [kg] 1.400; nicht für Wohnmobile		03.0137-0333.2 650333	TRW Ø 254 x 57 + HEB
						03.0520-0925.3 690925	TRW Ø 254 x 57 Ø 25,4 + RZ / + Zub TopKit
			➡	Nutzlast [kg]: 1.800; nicht für Wohnmobile		03.0137-0334.2 650334	TRW Ø 254 x 57 + HEB
						03.0520-0728.3 690728	TRW Ø 254 x 57 Ø 28,57 + RZ / + Zub TopKit
2.0 HDI	62	08/01→04/02	➡	→ 10/01; Nutzlast ab [kg] 1.000 Nutzlast bis [kg] 1.400; nicht für Wohnmobile		03.0137-0333.2 650333	TRW Ø 254 x 57 + HEB
2.0 i	80	06/94→04/02				03.0520-0925.3 690925	TRW Ø 254 x 57 Ø 25,4 + RZ / + Zub TopKit
			➡	→ 10/01; Nutzlast [kg]: 1.800; nicht für Wohnmobile		03.0137-0334.2 650334	TRW Ø 254 x 57 + HEB
						03.0520-0728.3 690728	TRW Ø 254 x 57 Ø 28,57 + RZ / + Zub TopKit
			➡	11/01→ 03/02; Nutzlast ab [kg] 1.000 Nutzlast bis [kg] 1.400		03.0137-0432.2 650432	AP Ø 254 x 57 + HEB
						03.0520-0326.3 690326	AP Ø 254 x 57 Ø 26,99 + RZ / + Zub TopKit
2.5 D	63	03/94→04/02	➡	→ 10/01; Nutzlast [kg]: 1.400; nicht für Wohnmobile		03.0137-0333.2 650333	TRW Ø 254 x 57 + HEB
2.5 D 4x4	63	07/99→04/02				03.0520-0925.3 690925	TRW Ø 254 x 57 Ø 25,4 + RZ / + Zub TopKit
			➡	→ 10/01; Nutzlast [kg]: 1.800; nicht für Wohnmobile		03.0137-0334.2 650334	TRW Ø 254 x 57 + HEB








	kw			 	! #			
<b>PEUGEOT - BOXER Kasten (230L) 03/94→06/03</b>								
<b>Bremsbackensatz</b>								
2.5 D 2.5 D 4x4	63	03/94→04/02 07/99→04/02	➡	→ 10/01; Nutzlast [kg]: 1.800; nicht für Wohnmobile		<b>03.0520-0728.3</b>	<b>690728</b>	TRW Ø 254 x 57 Ø 28,57 + RZ / + Zub TopKit
	63		➡	11/01→ 03/02; Nutzlast [kg]: 1.400		<b>03.0137-0432.2</b>	<b>650432</b>	AP Ø 254 x 57 + HEB
2.5 DT	62	10/97→11/01	➡	→ 10/01; Nutzlast [kg]: 1.400; nicht für Wohnmobile		<b>03.0137-0333.2</b>	<b>650333</b>	TRW Ø 254 x 57 + HEB
			➡	→ 10/01; Nutzlast [kg]: 1.800; nicht für Wohnmobile		<b>03.0520-0925.3</b>	<b>690925</b>	TRW Ø 254 x 57 Ø 25,4 + RZ / + Zub TopKit
			➡	→ 10/01; Nutzlast [kg]: 1.800; nicht für Wohnmobile		<b>03.0137-0334.2</b>	<b>650334</b>	TRW Ø 254 x 57 + HEB
2.5 TD 2.5 TDI 2.5 TDI 4x4 2.8 HDI 2.8 HDi 4x4	76 79 79 94 94	03/94→04/02 01/97→04/02 07/99→04/02 11/00→04/02 10/00→04/02	➡	→ 10/01; Nutzlast [kg]: 1.400; nicht für Wohnmobile		<b>03.0137-0333.2</b>	<b>650333</b>	TRW Ø 254 x 57 + HEB
			➡	→ 10/01; Nutzlast [kg]: 1.800; nicht für Wohnmobile		<b>03.0520-0226.3</b>	<b>690226</b>	TRW Ø 254 x 57 Ø 26,99 + RZ / + Zub TopKit
			➡	11/01→ 03/02; Nutzlast [kg]: 1.400		<b>03.0137-0432.2</b>	<b>650432</b>	AP Ø 254 x 57 + HEB
2.8 D	64	01/99→02/02	➡	→ S 16206253; Nutzlast [kg]: 1.400; nicht für Wohnmobile		<b>03.0137-0333.2</b>	<b>650333</b>	TRW Ø 254 x 57 + HEB
			➡	→ S 16209999; Nutzlast [kg]: 1.800; nicht für Wohnmobile		<b>03.0137-0334.2</b>	<b>650334</b>	TRW Ø 254 x 57 + HEB
			➡	S 16204256→; Nutzlast [kg]: 1.400		<b>03.0137-0432.2</b>	<b>650432</b>	AP Ø 254 x 57 + HEB
2.8 HDi 4x4	93	10/00→11/01	➡	→ 10/01; Nutzlast [kg]: 1.400; nicht für Wohnmobile		<b>03.0137-0333.2</b>	<b>650333</b>	TRW Ø 254 x 57 + HEB
			➡	→ 10/01; Nutzlast [kg]: 1.800; nicht für Wohnmobile		<b>03.0520-0226.3</b>	<b>690226</b>	TRW Ø 254 x 57 Ø 26,99 + RZ / + Zub TopKit
			➡	11/01→; Nutzlast [kg]: 1.400		<b>03.0137-0334.2</b>	<b>650334</b>	TRW Ø 254 x 57 + HEB
			➡	→ 10/01; Nutzlast [kg]: 1.800; nicht für Wohnmobile		<b>03.0520-0728.3</b>	<b>690728</b>	TRW Ø 254 x 57 Ø 28,57 + RZ / + Zub TopKit
			➡	→ 10/01; Nutzlast [kg]: 1.800; nicht für Wohnmobile		<b>03.0520-0728.3</b>	<b>690728</b>	TRW Ø 254 x 57 Ø 28,57 + RZ / + Zub TopKit
			➡	11/01→; Nutzlast [kg]: 1.400		<b>03.0137-0432.2</b>	<b>650432</b>	AP Ø 254 x 57 + HEB
			➡	→ 10/01; Nutzlast [kg]: 1.800; nicht für Wohnmobile		<b>03.0520-0326.3</b>	<b>690326</b>	AP Ø 254 x 57 Ø 26,99 + RZ / + Zub TopKit
			➡	→ 10/01; Nutzlast [kg]: 1.800; nicht für Wohnmobile		<b>03.0520-0326.3</b>	<b>690326</b>	AP Ø 254 x 57 Ø 26,99 + RZ / + Zub TopKit
			➡	11/01→; Nutzlast [kg]: 1.400		<b>03.0520-0326.3</b>	<b>690326</b>	AP Ø 254 x 57 Ø 26,99 + RZ / + Zub TopKit
<b>Seilzug, Feststellbremse</b>								
1.9 D 1.9 D	50 51	07/99→04/02 03/94→04/02	➡	☑; → S 16158427; Nutzlast [kg]: 1.000; Scheiben/Trommel	1	<b>24.3727-0340.2</b>	<b>580340</b>	L= 3.025
			➡	☑; S 16194400→; → 03/02; Nutzlast [kg]: 1.000; Trommelbremse	1	<b>24.3727-0343.2</b>	<b>580343</b>	L= 2.827
			➡	☑; S 16158428→ S 16194399; Nutzlast [kg]: 1.000; Scheiben/Trommel	1	<b>24.3727-0344.2</b>	<b>580344</b>	L= 2.806
			➡	☑; S 16194400→; → 03/02; Nutzlast [kg]: 1.000; Scheibenbremse	1	<b>24.3727-0348.2</b>	<b>580348</b>	L= 2.715
1.9 TD 1.9 TD	66 68	07/99→04/02 03/94→04/02	➡	☑; → S 16158427; Nutzlast ab [kg] 1.000 Nutzlast bis [kg] 1.400; Scheiben/Trommel	1	<b>24.3727-0340.2</b>	<b>580340</b>	L= 3.025
			➡	☑; S 16194400→; → 03/02; Nutzlast ab [kg] 1.000 Nutzlast bis [kg] 1.400; Trommelbremse	1	<b>24.3727-0343.2</b>	<b>580343</b>	L= 2.827
			➡	☑; S 16158428→ S 16194399; Nutzlast ab [kg] 1.000 Nutzlast bis [kg] 1.400; Scheiben/Trommel	1	<b>24.3727-0344.2</b>	<b>580344</b>	L= 2.806
			➡	☑; S 16194400→; → 03/02; Nutzlast ab [kg] 1.000 Nutzlast bis [kg] 1.400; Scheibenbremse	1	<b>24.3727-0348.2</b>	<b>580348</b>	L= 2.715
2.0 HDI	62	08/01→04/02	➡	☑; → 03/02; Nutzlast ab [kg] 1.000 Nutzlast bis [kg] 1.800; Trommelbremse	1	<b>24.3727-0343.2</b>	<b>580343</b>	L= 2.827
			➡	☑; → 03/02; Nutzlast ab [kg] 1.000 Nutzlast bis [kg] 1.800; Scheibenbremse	1	<b>24.3727-0348.2</b>	<b>580348</b>	L= 2.715
2.0 i	80	06/94→04/02	➡	☑; → S 16158427; Nutzlast ab [kg] 1.000 Nutzlast bis [kg] 1.800; Scheiben/Trommel	1	<b>24.3727-0340.2</b>	<b>580340</b>	L= 3.025
			➡	☑; S 16194400→; → 03/02; Nutzlast ab [kg] 1.000 Nutzlast bis [kg] 1.800; Trommelbremse	1	<b>24.3727-0343.2</b>	<b>580343</b>	L= 2.827
↓								








	kw			 	! #		
<b>PEUGEOT - BOXER Kasten (230L) 03/94→06/03</b>							
 <b>Seilzug, Feststellbremse</b>							
2.0 i	80	06/94→04/02	➔	⚠; S 16158428→ S 16194399; Nutzlast ab [kg] 1.000 Nutzlast bis [kg] 1.800; Scheiben/Trommel	1	24.3727-0344.2 580344	L= 2.806
			➔	⚠; S 16194400→; → 03/02; Nutzlast ab [kg] 1.000 Nutzlast bis [kg] 1.800; Scheibenbremse	1	24.3727-0348.2 580348	L= 2.715
2.5 D	63	03/94→04/02	➔	⚠; → S 16158427; Nutzlast ab [kg] 1.400 Nutzlast bis [kg] 1.800; Scheiben/Trommel	1	24.3727-0340.2 580340	L= 3.025
2.5 D 4x4	63	07/99→04/02	➔				
2.5 TD	76	03/94→04/02	➔				
2.5 TDI	79	01/97→04/02	➔	⚠; S 16194400→; → 03/02; Nutzlast ab [kg] 1.400 Nutzlast bis [kg] 1.800; Trommelbremse	1	24.3727-0343.2 580343	L= 2.827
2.8 HDi	94	11/00→04/02	➔	⚠; S 16158428→ S 16194399; Nutzlast ab [kg] 1.400 Nutzlast bis [kg] 1.800; Scheiben/Trommel	1	24.3727-0344.2 580344	L= 2.806
			➔	⚠; S 16194400→; → 03/02; Nutzlast ab [kg] 1.400 Nutzlast bis [kg] 1.800; Scheibenbremse	1	24.3727-0348.2 580348	L= 2.715
2.5 DT	62	10/97→11/01	➔	⚠; → S 16158427; Nutzlast ab [kg] 1.400 Nutzlast bis [kg] 1.800; Scheiben/Trommel	1	24.3727-0340.2 580340	L= 3.025
2.8 D	64	01/99→02/02	➔	⚠; S 16194400→; Nutzlast ab [kg] 1.400 Nutzlast bis [kg] 1.800; Trommelbremse	1	24.3727-0343.2 580343	L= 2.827
			➔	⚠; S 16158428→ S 16194399; Nutzlast ab [kg] 1.400 Nutzlast bis [kg] 1.800; Scheiben/Trommel	1	24.3727-0344.2 580344	L= 2.806
			➔	⚠; S 16194400→; Nutzlast ab [kg] 1.400 Nutzlast bis [kg] 1.800; Scheibenbremse	1	24.3727-0348.2 580348	L= 2.715
2.8 HDi	93	10/00→11/01	➔	⚠; 11/00→; → S 16158427; Nutzlast ab [kg] 1.400 Nutzlast bis [kg] 1.800; Scheiben/Trommel	1	24.3727-0340.2 580340	L= 3.025
			➔	⚠; S 16194400→; Nutzlast ab [kg] 1.400 Nutzlast bis [kg] 1.800; Trommelbremse	1	24.3727-0343.2 580343	L= 2.827
			➔	⚠; S 16158428→ S 16194399; Nutzlast ab [kg] 1.400 Nutzlast bis [kg] 1.800; Scheiben/Trommel	1	24.3727-0344.2 580344	L= 2.806
			➔	⚠; S 16194400→; Nutzlast ab [kg] 1.400 Nutzlast bis [kg] 1.800; Scheibenbremse	1	24.3727-0348.2 580348	L= 2.715
<b>PEUGEOT - BOXER Kasten (244) 12/01→</b>							
 <b>Radbremszylinder</b>							
2.0	81	04/02→	➔	→ 03/06; Nutzlast ab [kg] 1.000 Nutzlast bis [kg] 1.400		24.3226-1702.3 020469	Ø 26,99 GG
2.0 HDi	62	04/02→					
2.2 HDi	74	04/02→					
2.8 HDi	93	09/05→09/09					
2.8 HDi	94	04/02→					
2.8 HDi	107	04/04→					
2.8 HDi 4x4	94	04/02→					
2.0 BiFuel	81	12/01→06/06	➔	04/02→ 03/06; Nutzlast ab [kg] 1.000 Nutzlast bis [kg] 1.400		24.3226-1702.3 020469	Ø 26,99 GG
<b>Zubehörsatz, Bremsbacken</b>							
2.0	81	04/02→	➔	→ 03/06; Nutzlast ab [kg] 1.000 Nutzlast bis [kg] 1.400		03.0137-9285.2 669285	AP
2.0 HDi	62	04/02→					
2.2 HDi	74	04/02→					
2.8 HDi	93	09/05→09/09					
2.8 HDi	94	04/02→					
2.8 HDi	107	04/04→					
2.8 HDi 4x4	94	04/02→					
2.0 BiFuel	81	12/01→06/06	➔	04/02→ 03/06; Nutzlast ab [kg] 1.000 Nutzlast bis [kg] 1.400		03.0137-9285.2 669285	AP
 <b>Bremstrommel</b>							
2.0	81	04/02→	➔	→ 03/06; Nutzlast ab [kg] 1.000 Nutzlast bis [kg] 1.400		24.0225-4002.1 480048	Ø 254,0 x 64,4 / 255,6
2.0 HDi	62	04/02→					
2.2 HDi	74	04/02→					
2.8 HDi	93	09/05→09/09					
2.8 HDi	94	04/02→					
2.8 HDi	107	04/04→					
2.8 HDi 4x4	94	04/02→					
2.0 BiFuel	81	12/01→06/06	➔	04/02→ 03/06; Nutzlast ab [kg] 1.000 Nutzlast bis [kg] 1.400		24.0225-4002.1 480048	Ø 254,0 x 64,4 / 255,6
 <b>Bremsbackensatz</b>							
2.0	81	04/02→	➔	→ 03/06; Nutzlast ab [kg] 1.000 Nutzlast bis [kg] 1.400		03.0137-0432.2 650432	AP Ø 254 x 57 + HEB
2.0 HDi	62	04/02→					
↓							

	kw			 	! #		
<b>PEUGEOT - BOXER Kasten (244) 12/01→</b>							
 <b>Bremsbackensatz</b>							
2.2 HDi 2.8 HDi 2.8 HDi 2.8 HDi 2.8 HDi 4x4	74 93 94 107 94	04/02→ 09/05→09/09 04/02→ 04/04→ 04/02→	➡	→ 03/06; Nutzlast ab [kg] 1.000 Nutzlast bis [kg] 1.400		<b>03.0520-0326.3</b> <b>690326</b>	AP Ø 254 x 57 Ø 26,99 + RZ / + Zub TopKit
2.0 BiFuel	81	12/01→06/06	➡	04/02→ 03/06; Nutzlast ab [kg] 1.000 Nutzlast bis [kg] 1.400		<b>03.0137-0432.2</b> <b>650432</b> <b>03.0520-0326.3</b> <b>690326</b>	AP Ø 254 x 57 + HEB AP Ø 254 x 57 Ø 26,99 + RZ / + Zub TopKit
 <b>Bremsbackensatz, Feststellbremse</b>							
2.0 2.0 HDi 2.2 HDi 2.8 HDi 2.8 HDi 2.8 HDi 2.8 HDi 4x4	81 62 74 93 94 107 94	04/02→ 04/02→ 04/02→ 09/05→09/09 04/02→ 04/04→ 04/02→	➡	→ 03/06; Nutzlast ab [kg] 1.000 Nutzlast bis [kg] 1.800; - Stutzlager		<b>03.0137-4002.2</b> <b>654002</b>	Ø 172 x 42 + Zub
2.0 BiFuel	81	12/01→06/06	➡	04/02→ 03/06; Nutzlast ab [kg] 1.000 Nutzlast bis [kg] 1.800; - Stutzlager		<b>03.0137-4002.2</b> <b>654002</b>	Ø 172 x 42 + Zub
 <b>Seilzug, Feststellbremse</b>							
2.0 2.0 HDi 2.2 HDi 2.8 HDi 2.8 HDi 2.8 HDi	81 62 74 93 94 107	04/02→ 04/02→ 04/02→ 09/05→09/09 04/02→ 04/04→	←	⬆; → 03/06; Nutzlast ab [kg] 1.000 Nutzlast bis [kg] 1.800; Trommelbremse	1	<b>24.3727-0300.2</b> <b>580300</b>	L= 1.078
			←	⬆; S 17103013→; → 03/06; für Linkslenker; Nutzlast ab [kg] 1.000 Nutzlast bis [kg] 1.800; Scheibenbremse	1	<b>24.3727-0300.2</b> <b>580300</b>	L= 1.078
			←	⬆; → S 17103012; Nutzlast ab [kg] 1.000 Nutzlast bis [kg] 1.800; Scheibenbremse	1	<b>24.3727-0300.2</b> <b>580300</b>	L= 1.078
			➡	⬇; → 03/06; Nutzlast ab [kg] 1.000 Nutzlast bis [kg] 1.800; Trommelbremse	1	<b>24.3727-0343.2</b> <b>580343</b>	L= 2.827
			➡	⬇; → S 17103012; Nutzlast ab [kg] 1.000 Nutzlast bis [kg] 1.800; Scheibenbremse	1	<b>24.3727-0348.2</b> <b>580348</b>	L= 2.715
2.8 HDi 4x4	94	04/02→	←	⬆; S 17103013→; → 03/06; Nutzlast ab [kg] 1.000 Nutzlast bis [kg] 1.800; Scheibenbremse	1	<b>24.3727-0562.2</b> <b>580562</b>	L= 1.059
			←	⬆; → S 17103012; Nutzlast ab [kg] 1.000 Nutzlast bis [kg] 1.800; Scheibenbremse	1	<b>24.3727-0562.2</b> <b>580562</b>	L= 1.059
			➡	⬇; → S 17103012; Nutzlast ab [kg] 1.000 Nutzlast bis [kg] 1.800; Scheibenbremse	1	<b>24.3727-0348.2</b> <b>580348</b>	L= 2.715
<b>PEUGEOT - BOXER Pritsche/Fahrgestell 04/06→</b>							
 <b>Bremsbackensatz, Feststellbremse</b>							
2.0 BlueHDi 110 2.0 BlueHDi 130 2.0 BlueHDi 160 2.2 HDi 100 2.2 HDi 110 2.2 HDi 120 2.2 HDi 130 2.2 HDi 150 3.0 HDi 3.0 HDi 145 3.0 HDi 160 3.0 HDi 175	81 96 120 74 81 88 96 110 115 107 116 130	07/15→ 07/15→ 07/15→ 04/06→ 03/11→ 04/06→ 03/11→ 03/11→ 02/07→ 04/10→ 04/06→ 03/11→	➡			<b>03.0137-4004.2</b> <b>654004</b>	Ø 172 x 42 + Zub
<b>PEUGEOT - BOXER Pritsche/Fahrgestell (244) 12/01→</b>							
 <b>Radbremszylinder</b>							
2.0 BiFuel	81	12/01→06/06	➡	04/02→ 03/06; Nutzlast ab [kg] 1.000 Nutzlast bis [kg] 1.400		<b>24.3226-1702.3</b> <b>020469</b>	Ø 26,99 GG
2.0 HDi 2.2 HDi 2.8 HDi 2.8 HDi 2.8 HDi 4x4	62 74 94 107 94	04/02→ 04/02→ 04/02→ 04/04→ 04/02→	➡	→ 03/06; Nutzlast ab [kg] 1.000 Nutzlast bis [kg] 1.400		<b>24.3226-1702.3</b> <b>020469</b>	Ø 26,99 GG
<b>Zubehörsatz, Bremsbacken</b>							
2.0 BiFuel	81	12/01→06/06	➡	04/02→ 03/06; Nutzlast ab [kg] 1.000 Nutzlast bis [kg] 1.400		<b>03.0137-9285.2</b> <b>669285</b>	AP
2.0 HDi 2.2 HDi 2.8 HDi 2.8 HDi	62 74 94 107	04/02→ 04/02→ 04/02→ 04/04→	➡	→ 03/06; Nutzlast ab [kg] 1.000 Nutzlast bis [kg] 1.400		<b>03.0137-9285.2</b> <b>669285</b>	AP













	kw					! #		
<b>PEUGEOT - BOXER Pritsche/Fahrgestell (244) 12/01→</b>								
<b>Zubehörsatz, Bremsbacken</b>								
2.8 HDi 4x4	94	04/02→	➡	→ 03/06; Nutzlast ab [kg] 1.000 Nutzlast bis [kg] 1.400		03.0137-9285.2	669285	AP
<b>Bremstrommel</b>								
2.0 BiFuel	81	12/01→06/06	➡	04/02→ 03/06; Nutzlast ab [kg] 1.000 Nutzlast bis [kg] 1.400		24.0225-4002.1	480048	Ø 254,0 x 64,4 / 255,6
2.0 HDi	62	04/02→	➡	→ 03/06; Nutzlast ab [kg] 1.000 Nutzlast bis [kg] 1.400		24.0225-4002.1	480048	Ø 254,0 x 64,4 / 255,6
2.2 HDi	74	04/02→						
2.8 HDi	94	04/02→						
2.8 HDi	107	04/04→						
2.8 HDi 4x4	94	04/02→						
<b>Bremsbackensatz</b>								
2.0 BiFuel	81	12/01→06/06	➡	04/02→ 03/06; Nutzlast ab [kg] 1.000 Nutzlast bis [kg] 1.400		03.0137-0432.2	650432	AP Ø 254 x 57 + HEB
						03.0520-0326.3	690326	AP Ø 254 x 57 Ø 26,99 + RZ / + Zub TopKit
2.0 HDi	62	04/02→	➡	→ 03/06; Nutzlast ab [kg] 1.000 Nutzlast bis [kg] 1.400		03.0137-0432.2	650432	AP Ø 254 x 57 + HEB
2.2 HDi	74	04/02→				03.0520-0326.3	690326	AP Ø 254 x 57 Ø 26,99 + RZ / + Zub TopKit
2.8 HDi	94	04/02→						
2.8 HDi	107	04/04→						
2.8 HDi 4x4	94	04/02→						
<b>Bremsbackensatz, Feststellbremse</b>								
2.0 BiFuel	81	12/01→06/06	➡	04/02→ 03/06; Nutzlast ab [kg] 1.000 Nutzlast bis [kg] 1.800; - Stutzlager		03.0137-4002.2	654002	Ø 172 x 42 + Zub
2.0 HDi	62	04/02→	➡	→ 03/06; Nutzlast ab [kg] 1.000 Nutzlast bis [kg] 1.800; - Stutzlager		03.0137-4002.2	654002	Ø 172 x 42 + Zub
2.2 HDi	74	04/02→						
2.8 HDi	94	04/02→						
2.8 HDi	107	04/04→						
2.8 HDi 4x4	94	04/02→						
<b>Seilzug, Feststellbremse</b>								
2.0 HDi	62	04/02→	⬅	⬆; → 03/06; Nutzlast ab [kg] 1.000 Nutzlast bis [kg] 1.800; Trommelbremse	1	24.3727-0300.2	580300	L= 1.078
2.2 HDi	74	04/02→	⬅	⬆; S 17103013→; → 03/06; für Linkslenker; Nutzlast ab [kg] 1.000 Nutzlast bis [kg] 1.800; Scheibenbremse	1	24.3727-0300.2	580300	L= 1.078
2.8 HDi	94	04/02→	⬅	⬆; → S 17103012; Nutzlast ab [kg] 1.000 Nutzlast bis [kg] 1.800; Scheibenbremse	1	24.3727-0300.2	580300	L= 1.078
2.8 HDi	107	04/04→	➡	⬇; → 03/06; Nutzlast ab [kg] 1.000 Nutzlast bis [kg] 1.800; Trommelbremse	1	24.3727-0343.2	580343	L= 2.827
			➡	⬇; → S 17103012; Nutzlast ab [kg] 1.000 Nutzlast bis [kg] 1.800; Scheibenbremse	1	24.3727-0348.2	580348	L= 2.715
2.8 HDi 4x4	94	04/02→	⬅	⬆; S 17103013→; → 03/06; Nutzlast ab [kg] 1.000 Nutzlast bis [kg] 1.800; Scheibenbremse	1	24.3727-0562.2	580562	L= 1.059
			⬅	⬆; → S 17103012; Nutzlast ab [kg] 1.000 Nutzlast bis [kg] 1.800; Scheibenbremse	1	24.3727-0562.2	580562	L= 1.059
			➡	⬇; → S 17103012; Nutzlast ab [kg] 1.000 Nutzlast bis [kg] 1.800; Scheibenbremse	1	24.3727-0348.2	580348	L= 2.715
<b>PEUGEOT - BOXER Pritsche/Fahrgestell (ZCT_) 03/94→04/02</b>								
<b>Radbremsszylinder</b>								
1.9 D	51	03/94→04/02	➡	→ S 16206253; Nutzlast ab [kg] 1.000 Nutzlast bis [kg] 1.400		24.3225-1701.3	020399	Ø 25,4 GG
			➡	S 16204256→; Nutzlast ab [kg] 1.000 Nutzlast bis [kg] 1.400		24.3226-1702.3	020469	Ø 26,99 GG
1.9 TD	66	06/94→04/02	➡	12/98→ 10/01; Nutzlast ab [kg] 1.000 Nutzlast bis [kg] 1.400		24.3225-1701.3	020399	Ø 25,4 GG
			➡	11/01→ 03/02; Nutzlast ab [kg] 1.000 Nutzlast bis [kg] 1.400		24.3226-1702.3	020469	Ø 26,99 GG
1.9 TD	68	07/94→04/02	➡	07/96→ 10/01; Nutzlast ab [kg] 1.000 Nutzlast bis [kg] 1.400		24.3225-1701.3	020399	Ø 25,4 GG
			➡	11/01→ 03/02; Nutzlast ab [kg] 1.000 Nutzlast bis [kg] 1.400		24.3226-1702.3	020469	Ø 26,99 GG
2.0	81	12/01→04/02	➡	→ 03/02; Nutzlast ab [kg] 1.000 Nutzlast bis [kg] 1.400		24.3226-1702.3	020469	Ø 26,99 GG
2.0 i	80	06/94→04/02	➡	→ 10/01; Nutzlast ab [kg] 1.000 Nutzlast bis [kg] 1.400		24.3225-1701.3	020399	Ø 25,4 GG
			➡	11/01→ 03/02; Nutzlast ab [kg] 1.000 Nutzlast bis [kg] 1.400		24.3226-1702.3	020469	Ø 26,99 GG













	kw					! #		
<b>PEUGEOT - BOXER Pritsche/Fahrgestell (ZCT_) 03/94 → 04/02</b>								
<b> Radbremszylinder</b>								
2.0 i	80	06/94 → 04/02	➡	→ 10/01; Nutzlast [kg]: 1.800		24.3228-1701.3	020401	Ø 28,57 GG
2.5 D 2.5 D 4x4	63	03/94 → 04/02	➡	→ 10/01; Nutzlast [kg]: 1.400		24.3225-1701.3	020399	Ø 25,4 GG
	63	07/99 → 04/02	➡	11/01 → 03/02; Nutzlast [kg]: 1.400		24.3226-1702.3	020469	Ø 26,99 GG
			➡	→ 10/01; Nutzlast [kg]: 1.800		24.3228-1701.3	020401	Ø 28,57 GG
2.5 TD 2.5 TDI 2.5 TDI 4x4 2.8 HDI	76	03/94 → 04/02	➡	→ 10/01; Nutzlast [kg]: 1.400		24.3226-1702.3	020469	Ø 26,99 GG
	79	01/97 → 04/02	➡	11/01 → 03/02; Nutzlast [kg]: 1.400		24.3226-1702.3	020469	Ø 26,99 GG
	79	07/99 → 04/02	➡	→ 10/01; Nutzlast [kg]: 1.800		24.3228-1701.3	020401	Ø 28,57 GG
2.8 D	64	01/99 → 02/02	➡	→ S 16206253; Nutzlast [kg]: 1.400		24.3225-1701.3	020399	Ø 25,4 GG
			➡	S 16204256 →; Nutzlast [kg]: 1.400		24.3226-1702.3	020469	Ø 26,99 GG
			➡	→ S 16209999; Nutzlast [kg]: 1.800		24.3228-1701.3	020401	Ø 28,57 GG
2.8 HDi Allrad	93	10/00 → 11/01	➡	→ 10/01; Nutzlast [kg]: 1.400		24.3226-1702.3	020469	Ø 26,99 GG
			➡	11/01 →; Nutzlast [kg]: 1.400		24.3226-1702.3	020469	Ø 26,99 GG
			➡	→ 10/01; Nutzlast [kg]: 1.800		24.3228-1701.3	020401	Ø 28,57 GG
<b>Zubehörsatz, Bremsbacken</b>								
1.9 D	51	03/94 → 04/02	➡	→ S 16206253; Nutzlast ab [kg] 1.000 Nutzlast bis [kg] 1.400		03.0137-9219.2	669219	TRW
			➡	S 16204256 →; Nutzlast ab [kg] 1.000 Nutzlast bis [kg] 1.400		03.0137-9285.2	669285	AP
1.9 TD	66	06/94 → 04/02	➡	12/98 → 10/01; Nutzlast ab [kg] 1.000 Nutzlast bis [kg] 1.400		03.0137-9219.2	669219	TRW
			➡	11/01 → 03/02; Nutzlast ab [kg] 1.000 Nutzlast bis [kg] 1.400		03.0137-9285.2	669285	AP
1.9 TD	68	07/94 → 04/02	➡	07/96 → 10/01; Nutzlast ab [kg] 1.000 Nutzlast bis [kg] 1.400		03.0137-9219.2	669219	TRW
			➡	11/01 → 03/02; Nutzlast ab [kg] 1.000 Nutzlast bis [kg] 1.400		03.0137-9285.2	669285	AP
2.0	81	12/01 → 04/02	➡	→ 03/02; Nutzlast ab [kg] 1.000 Nutzlast bis [kg] 1.400		03.0137-9285.2	669285	AP
2.0 i	80	06/94 → 04/02	➡	→ 10/01; Nutzlast [kg]: 1.800		03.0137-9219.2	669219	TRW
			➡	→ 10/01; Nutzlast ab [kg] 1.000 Nutzlast bis [kg] 1.400		03.0137-9219.2	669219	TRW
			➡	11/01 → 03/02; Nutzlast ab [kg] 1.000 Nutzlast bis [kg] 1.400		03.0137-9285.2	669285	AP
2.5 D 2.5 D 4x4 2.5 TD 2.5 TDI 2.5 TDI 4x4 2.8 HDI	63	03/94 → 04/02	➡	→ 10/01; Nutzlast [kg]: 1.400		03.0137-9219.2	669219	TRW
	63	07/99 → 04/02	➡	→ 10/01; Nutzlast [kg]: 1.800		03.0137-9219.2	669219	TRW
	76	03/94 → 04/02	➡	11/01 → 03/02; Nutzlast [kg]: 1.400		03.0137-9285.2	669285	AP
2.8 D	64	01/99 → 02/02	➡	→ S 16206253; Nutzlast [kg]: 1.400		03.0137-9219.2	669219	TRW
			➡	→ S 16209999; Nutzlast [kg]: 1.800		03.0137-9219.2	669219	TRW
			➡	S 16204256 →; Nutzlast [kg]: 1.400		03.0137-9285.2	669285	AP
2.8 HDi Allrad	93	10/00 → 11/01	➡	→ 10/01; Nutzlast [kg]: 1.400		03.0137-9219.2	669219	TRW
			➡	→ 10/01; Nutzlast [kg]: 1.800		03.0137-9219.2	669219	TRW
			➡	11/01 →; Nutzlast [kg]: 1.400		03.0137-9285.2	669285	AP
<b> Bremstrommel</b>								
1.9 D	51	03/94 → 04/02	➡	Nutzlast ab [kg] 1.000 Nutzlast bis [kg] 1.400		24.0225-4002.1	480048	Ø 254,0 x 64,4 / 255,6
1.9 TD	66	06/94 → 04/02	➡	12/98 → 03/02; Nutzlast ab [kg] 1.000 Nutzlast bis [kg] 1.400		24.0225-4002.1	480048	Ø 254,0 x 64,4 / 255,6
1.9 TD	68	07/94 → 04/02	➡	07/96 → 03/02; Nutzlast ab [kg] 1.000 Nutzlast bis [kg] 1.400		24.0225-4002.1	480048	Ø 254,0 x 64,4 / 255,6
2.0	81	12/01 → 04/02	➡	→ 03/02; Nutzlast ab [kg] 1.000 Nutzlast bis [kg] 1.400		24.0225-4002.1	480048	Ø 254,0 x 64,4 / 255,6
2.0 i	80	06/94 → 04/02	➡	→ 03/02; Nutzlast ab [kg] 1.000 Nutzlast bis [kg] 1.400		24.0225-4002.1	480048	Ø 254,0 x 64,4 / 255,6
			➡	→ 10/01; Nutzlast [kg]: 1.800		24.0225-4005.1	480070	Ø 254,0 x 64,5 / 255,6
2.5 D 2.5 D 4x4 2.5 TD 2.5 TDI 2.5 TDI 4x4 2.8 HDI	63	03/94 → 04/02	➡	→ 03/02; Nutzlast [kg]: 1.400		24.0225-4002.1	480048	Ø 254,0 x 64,4 / 255,6
	63	07/99 → 04/02	➡	→ 10/01; Nutzlast [kg]: 1.800		24.0225-4005.1	480070	Ø 254,0 x 64,5 / 255,6
	76	03/94 → 04/02	➡	→ 10/01; Nutzlast [kg]: 1.800		24.0225-4005.1	480070	Ø 254,0 x 64,5 / 255,6
↓								

	kw			 	! #		
<b>PEUGEOT - BOXER Pritsche/Fahrgestell (ZCT_) 03/94 → 04/02</b>							
<b>Bremstrommel</b>							
2.8 D	64	01/99 → 02/02	➡	Nutzlast [kg]: 1.400		24.0225-4002.1 480048	Ø 254,0 x 64,4 / 255,6
			➡	→ S 16209999; Nutzlast [kg]: 1.800		24.0225-4005.1 480070	Ø 254,0 x 64,5 / 255,6
2.8 HDi Allrad	93	10/00 → 11/01	➡	Nutzlast [kg]: 1.400		24.0225-4002.1 480048	Ø 254,0 x 64,4 / 255,6
			➡			24.0225-4005.1 480070	Ø 254,0 x 64,5 / 255,6
<b>Bremsbackensatz</b>							
1.9 D	51	03/94 → 04/02	➡	→ S 16206253; Nutzlast ab [kg] 1.000 Nutzlast bis [kg] 1.400; nicht für Wohnmobile		03.0137-0333.2 650333	TRW Ø 254 x 57 + HEB
			➡	S 16204256 →; Nutzlast ab [kg] 1.000 Nutzlast bis [kg] 1.400		03.0137-0432.2 650432	AP Ø 254 x 57 + HEB
1.9 TD	66	06/94 → 04/02	➡	12/98 → 10/01; Nutzlast ab [kg] 1.000 Nutzlast bis [kg] 1.400; nicht für Wohnmobile		03.0137-0333.2 650333	TRW Ø 254 x 57 + HEB
			➡	11/01 → 03/02; Nutzlast ab [kg] 1.000 Nutzlast bis [kg] 1.400		03.0520-0925.3 690925	TRW Ø 254 x 57 Ø 25,4 + RZ / + Zub TopKit
			➡	11/01 → 03/02; Nutzlast ab [kg] 1.000 Nutzlast bis [kg] 1.400		03.0137-0432.2 650432	AP Ø 254 x 57 + HEB
			➡			03.0520-0326.3 690326	AP Ø 254 x 57 Ø 26,99 + RZ / + Zub TopKit
1.9 TD	68	07/94 → 04/02	➡	07/96 → 10/01; Nutzlast ab [kg] 1.000 Nutzlast bis [kg] 1.400; nicht für Wohnmobile		03.0137-0333.2 650333	TRW Ø 254 x 57 + HEB
			➡	11/01 → 03/02; Nutzlast ab [kg] 1.000 Nutzlast bis [kg] 1.400		03.0520-0925.3 690925	TRW Ø 254 x 57 Ø 25,4 + RZ / + Zub TopKit
			➡			03.0137-0432.2 650432	AP Ø 254 x 57 + HEB
			➡			03.0520-0326.3 690326	AP Ø 254 x 57 Ø 26,99 + RZ / + Zub TopKit
2.0	81	12/01 → 04/02	➡	→ 03/02; Nutzlast ab [kg] 1.000 Nutzlast bis [kg] 1.400		03.0137-0432.2 650432	AP Ø 254 x 57 + HEB
						03.0520-0326.3 690326	AP Ø 254 x 57 Ø 26,99 + RZ / + Zub TopKit
2.0 i	80	06/94 → 04/02	➡	→ 10/01; Nutzlast ab [kg] 1.000 Nutzlast bis [kg] 1.400; nicht für Wohnmobile		03.0137-0333.2 650333	TRW Ø 254 x 57 + HEB
			➡	→ 10/01; Nutzlast [kg]: 1.800; nicht für Wohnmobile		03.0520-0925.3 690925	TRW Ø 254 x 57 Ø 25,4 + RZ / + Zub TopKit
			➡	→ 10/01; Nutzlast [kg]: 1.800; nicht für Wohnmobile		03.0137-0334.2 650334	TRW Ø 254 x 57 + HEB
			➡			03.0520-0728.3 690728	TRW Ø 254 x 57 Ø 28,57 + RZ / + Zub TopKit
			➡	11/01 → 03/02; Nutzlast ab [kg] 1.000 Nutzlast bis [kg] 1.400		03.0137-0432.2 650432	AP Ø 254 x 57 + HEB
			➡			03.0520-0326.3 690326	AP Ø 254 x 57 Ø 26,99 + RZ / + Zub TopKit
2.5 D 2.5 D 4x4	63 63	03/94 → 04/02 07/99 → 04/02	➡	→ 10/01; Nutzlast [kg]: 1.400; nicht für Wohnmobile		03.0137-0333.2 650333	TRW Ø 254 x 57 + HEB
			➡	→ 10/01; Nutzlast [kg]: 1.800; nicht für Wohnmobile		03.0520-0925.3 690925	TRW Ø 254 x 57 Ø 25,4 + RZ / + Zub TopKit
			➡	→ 10/01; Nutzlast [kg]: 1.800; nicht für Wohnmobile		03.0137-0334.2 650334	TRW Ø 254 x 57 + HEB
			➡			03.0520-0728.3 690728	TRW Ø 254 x 57 Ø 28,57 + RZ / + Zub TopKit
			➡	11/01 → 03/02; Nutzlast [kg]: 1.400		03.0137-0432.2 650432	AP Ø 254 x 57 + HEB
			➡			03.0520-0326.3 690326	AP Ø 254 x 57 Ø 26,99 + RZ / + Zub TopKit
2.5 TD 2.5 TDI 2.5 TDI 4x4 2.8 HDI	76 79 79 94	03/94 → 04/02 01/97 → 04/02 07/99 → 04/02 11/00 → 04/02	➡	→ 10/01; Nutzlast [kg]: 1.400; nicht für Wohnmobile		03.0137-0333.2 650333	TRW Ø 254 x 57 + HEB
			➡	→ 10/01; Nutzlast [kg]: 1.400; nicht für Wohnmobile		03.0520-0226.3 690226	TRW Ø 254 x 57 Ø 26,99 + RZ / + Zub TopKit
			➡	→ 10/01; Nutzlast [kg]: 1.800; nicht für Wohnmobile		03.0137-0334.2 650334	TRW Ø 254 x 57 + HEB
			➡			03.0520-0728.3 690728	TRW Ø 254 x 57 Ø 28,57 + RZ / + Zub TopKit
			➡	11/01 → 03/02; Nutzlast [kg]: 1.400		03.0137-0432.2 650432	AP Ø 254 x 57 + HEB
			➡			03.0520-0326.3 690326	AP Ø 254 x 57 Ø 26,99 + RZ / + Zub TopKit
2.8 D	64	01/99 → 02/02	➡	→ S 16206253; Nutzlast [kg]: 1.400; nicht für Wohnmobile		03.0137-0333.2 650333	TRW Ø 254 x 57 + HEB
			➡	→ S 16209999; Nutzlast [kg]: 1.800; nicht für Wohnmobile		03.0137-0334.2 650334	TRW Ø 254 x 57 + HEB
			➡	S 16204256 →; Nutzlast [kg]: 1.400		03.0137-0432.2 650432	AP Ø 254 x 57 + HEB
2.8 HDi Allrad	93	10/00 → 11/01	➡	→ 10/01; Nutzlast [kg]: 1.400; nicht für Wohnmobile		03.0137-0333.2 650333	TRW Ø 254 x 57 + HEB
			➡	→ 10/01; Nutzlast [kg]: 1.400; nicht für Wohnmobile		03.0520-0226.3 690226	TRW Ø 254 x 57 Ø 26,99 + RZ / + Zub TopKit
			➡	→ 10/01; Nutzlast [kg]: 1.800; nicht für Wohnmobile		03.0137-0334.2 650334	TRW Ø 254 x 57 + HEB
			➡			03.0520-0728.3 690728	TRW Ø 254 x 57 Ø 28,57 + RZ / + Zub TopKit
			➡	11/01 →; Nutzlast [kg]: 1.400		03.0137-0432.2 650432	AP Ø 254 x 57 + HEB
			➡			03.0520-0326.3 690326	AP Ø 254 x 57 Ø 26,99 + RZ / + Zub TopKit
















	kw			 	! #			
<b>PEUGEOT - BOXER Pritsche/Fahrgestell (ZCT_) 03/94 → 04/02</b>								
<b>Seilzug, Feststellbremse</b>								
1.9 D	51	03/94 → 04/02	➡	⚠; → S 16158427; Nutzlast ab [kg] 1.000 Nutzlast bis [kg] 1.400; Scheiben/Trommel	1	24.3727-0340.2	580340	L= 3.025
			➡	⚠; S 16194400 →; Nutzlast ab [kg] 1.000 Nutzlast bis [kg] 1.400; Trommelbremse	1	24.3727-0343.2	580343	L= 2.827
			➡	⚠; S 16158428 → S 16194399; Nutzlast ab [kg] 1.000 Nutzlast bis [kg] 1.400; Scheiben/Trommel	1	24.3727-0344.2	580344	L= 2.806
			➡	⚠; S 16194400 →; Nutzlast ab [kg] 1.000 Nutzlast bis [kg] 1.400; Scheibenbremse	1	24.3727-0348.2	580348	L= 2.715
1.9 TD	66	06/94 → 04/02	➡	⚠; 12/98 →; → S 16158427; Nutzlast ab [kg] 1.000 Nutzlast bis [kg] 1.400; Scheiben/Trommel	1	24.3727-0340.2	580340	L= 3.025
			➡	⚠; S 16194400 →; → 03/02; Nutzlast ab [kg] 1.000 Nutzlast bis [kg] 1.400; Trommelbremse	1	24.3727-0343.2	580343	L= 2.827
			➡	⚠; S 16158428 → S 16194399; Nutzlast ab [kg] 1.000 Nutzlast bis [kg] 1.400; Scheiben/Trommel	1	24.3727-0344.2	580344	L= 2.806
			➡	⚠; S 16194400 →; → 03/02; Nutzlast ab [kg] 1.000 Nutzlast bis [kg] 1.400; Scheibenbremse	1	24.3727-0348.2	580348	L= 2.715
1.9 TD	68	07/94 → 04/02	➡	⚠; 07/96 →; → S 16158427; Nutzlast ab [kg] 1.000 Nutzlast bis [kg] 1.400; Scheiben/Trommel	1	24.3727-0340.2	580340	L= 3.025
			➡	⚠; S 16194400 →; → 03/02; Nutzlast ab [kg] 1.000 Nutzlast bis [kg] 1.400; Trommelbremse	1	24.3727-0343.2	580343	L= 2.827
			➡	⚠; S 16158428 → S 16194399; Nutzlast ab [kg] 1.000 Nutzlast bis [kg] 1.400; Scheiben/Trommel	1	24.3727-0344.2	580344	L= 2.806
			➡	⚠; S 16194400 →; → 03/02; Nutzlast ab [kg] 1.000 Nutzlast bis [kg] 1.400; Scheibenbremse	1	24.3727-0348.2	580348	L= 2.715
2.0 2.0 i	81 80	12/01 → 04/02 06/94 → 04/02	➡	⚠; → S 16158427; Nutzlast ab [kg] 1.000 Nutzlast bis [kg] 1.800; Scheiben/Trommel	1	24.3727-0340.2	580340	L= 3.025
			➡	⚠; S 16194400 →; → 03/02; Nutzlast ab [kg] 1.000 Nutzlast bis [kg] 1.800; Trommelbremse	1	24.3727-0343.2	580343	L= 2.827
			➡	⚠; S 16158428 → S 16194399; Nutzlast ab [kg] 1.000 Nutzlast bis [kg] 1.800; Scheiben/Trommel	1	24.3727-0344.2	580344	L= 2.806
			➡	⚠; S 16194400 →; → 03/02; Nutzlast ab [kg] 1.000 Nutzlast bis [kg] 1.800; Scheibenbremse	1	24.3727-0348.2	580348	L= 2.715
2.5 D 2.5 TD 2.5 TDI 2.8 HDI	63 76 79 94	03/94 → 04/02 03/94 → 04/02 01/97 → 04/02 11/00 → 04/02	➡	⚠; → S 16158427; Nutzlast ab [kg] 1.400 Nutzlast bis [kg] 1.800; Scheiben/Trommel	1	24.3727-0340.2	580340	L= 3.025
			➡	⚠; S 16194400 →; → 03/02; Nutzlast ab [kg] 1.400 Nutzlast bis [kg] 1.800; Trommelbremse	1	24.3727-0343.2	580343	L= 2.827
			➡	⚠; S 16158428 → S 16194399; Nutzlast ab [kg] 1.400 Nutzlast bis [kg] 1.800; Scheiben/Trommel	1	24.3727-0344.2	580344	L= 2.806
			➡	⚠; S 16194400 →; → 03/02; Nutzlast ab [kg] 1.400 Nutzlast bis [kg] 1.800; Scheibenbremse	1	24.3727-0348.2	580348	L= 2.715
2.8 D	64	01/99 → 02/02	➡	⚠; → S 16158427; Nutzlast ab [kg] 1.400 Nutzlast bis [kg] 1.800; Scheiben/Trommel	1	24.3727-0340.2	580340	L= 3.025
			➡	⚠; S 16194400 →; Nutzlast ab [kg] 1.400 Nutzlast bis [kg] 1.800; Trommelbremse	1	24.3727-0343.2	580343	L= 2.827
			➡	⚠; S 16158428 → S 16194399; Nutzlast ab [kg] 1.400 Nutzlast bis [kg] 1.800; Scheiben/Trommel	1	24.3727-0344.2	580344	L= 2.806
			➡	⚠; S 16194400 →; Nutzlast ab [kg] 1.400 Nutzlast bis [kg] 1.800; Scheibenbremse	1	24.3727-0348.2	580348	L= 2.715
2.8 HDi	93	10/00 → 11/01	➡	⚠; 11/00 →; → S 16158427; Nutzlast ab [kg] 1.400 Nutzlast bis [kg] 1.800; Scheiben/Trommel	1	24.3727-0340.2	580340	L= 3.025
			➡	⚠; S 16194400 →; Nutzlast ab [kg] 1.400 Nutzlast bis [kg] 1.800; Trommelbremse	1	24.3727-0343.2	580343	L= 2.827
↓								




























	kw					! #		
<b>PEUGEOT - BOXER Pritsche/Fahrgestell (ZCT_) 03/94 → 04/02</b>								
 <b>Seilzug, Feststellbremse</b>								
2.8 HDi	93	10/00 → 11/01	➔	⏏; S 16158428 → S 16194399; Nutzlast ab [kg] 1.400 Nutzlast bis [kg] 1.800; Scheiben/Trommel	1	24.3727-0344.2	580344	L= 2.806
			➔	⏏; S 16194400 →; Nutzlast ab [kg] 1.400 Nutzlast bis [kg] 1.800; Scheibenbremse	1	24.3727-0348.2	580348	L= 2.715
<b>PEUGEOT - EXPERT (224) 10/95 → 12/06</b>								
 <b>Radbremszylinder</b>								
1.6	58	02/96 → 09/00	➔			24.3219-1704.3	020374	Ø 19,05 GG
1.8	74	10/96 → 09/00						
1.9 D	51	02/96 → 12/98						
1.9 D	51	12/03 → 12/06						
1.9 TD	66	02/96 → 09/00						
2.0	100	07/00 → 12/06						
2.0 HDi	69	10/00 → 10/06						
2.0 HDi	80	07/00 → 12/06						
2.0 HDi 16V	80	07/00 → 12/06						
1.9 TD	68	02/96 → 05/98	➔	04/96 →		24.3219-1704.3	020374	Ø 19,05 GG
<b>Zubehörsatz, Bremsbacken</b>								
1.6	58	02/96 → 09/00	➔			03.0137-9208.2	669208	
1.8	74	10/96 → 09/00						
1.9 D	51	02/96 → 12/98						
1.9 D	51	12/03 → 12/06						
1.9 TD	66	02/96 → 09/00						
2.0	100	07/00 → 12/06						
2.0 HDi	69	10/00 → 10/06						
2.0 HDi	80	07/00 → 12/06						
2.0 HDi 16V	80	07/00 → 12/06						
1.9 TD	68	02/96 → 05/98	➔	04/96 →		03.0137-9208.2	669208	
 <b>Bremstrommel</b>								
1.6	58	02/96 → 09/00	➔			24.0225-5003.1	480066	Ø 255,0 x 67 / 256
1.8	74	10/96 → 09/00						
1.9 D	51	02/96 → 12/98						
1.9 D	51	12/03 → 12/06						
1.9 TD	66	02/96 → 09/00						
2.0	100	07/00 → 12/06						
2.0 HDi	69	10/00 → 10/06						
2.0 HDi	80	07/00 → 12/06						
2.0 HDi 16V	80	07/00 → 12/06						
1.9 TD	68	02/96 → 05/98	➔	04/96 →		24.0225-5003.1	480066	Ø 255,0 x 67 / 256
 <b>Bremsbackensatz</b>								
1.6	58	02/96 → 09/00	➔			03.0137-0314.2	650314	Ø 255 x 61
1.8	74	10/96 → 09/00				03.0520-2619.3	692619	BDX Ø 255 x 61 Ø 19,05 + RZ / + Zub TopKit
1.9 D	51	02/96 → 12/98						
1.9 D	51	12/03 → 12/06						
1.9 TD	66	02/96 → 09/00						
2.0	100	07/00 → 12/06						
2.0 HDi	69	10/00 → 10/06						
2.0 HDi	80	07/00 → 12/06						
2.0 HDi 16V	80	07/00 → 12/06						
1.9 TD	68	02/96 → 05/98	➔	04/96 →		03.0137-0314.2	650314	Ø 255 x 61
						03.0520-2619.3	692619	BDX Ø 255 x 61 Ø 19,05 + RZ / + Zub TopKit
 <b>Seilzug, Feststellbremse</b>								
1.6	58	02/96 → 09/00	←	⏏; für Linkslenker; nicht für verlängerten Radstand; Trommelbremse	1	24.3727-0336.2	580336	L= 500
1.8	74	10/96 → 09/00						
1.9 D	51	02/96 → 12/98						
1.9 D	51	12/03 → 12/06						
1.9 TD	66	02/96 → 09/00	←	⏏; für Rechtslenker; nicht für verlängerten Radstand; Trommelbremse	1	24.3727-0336.2	580336	L= 500
2.0	100	07/00 → 12/06						
2.0 HDi	69	10/00 → 10/06						
2.0 HDi	80	07/00 → 12/06	←	⏏; für Rechtslenker; für verlängerten Radstand; Trommelbremse	1	24.3727-0341.2	580341	L= 900
2.0 HDi 16V	80	07/00 → 12/06						
			←	⏏; für Linkslenker; für verlängerten Radstand; Trommelbremse	1	24.3727-0341.2	580341	L= 900
			➔	⏏; für Linkslenker; Trommelbremse		24.3727-0531.2	580531	L= 2.286
			➔	⏏; für Rechtslenker; Trommelbremse		24.3727-0532.2	580532	L= 1.063
			➔	⏏; für Linkslenker; Trommelbremse		24.3727-0532.2	580532	L= 1.063
↓								








	kW			 	! #			
<b>PEUGEOT - EXPERT (224) 10/95→12/06</b>								
 <b>Seilzug, Feststellbremse</b>								
1.9 TD	68	02/96→05/98	←	⏏; 04/96→; für Linkslenker; nicht für verlängerten Radstand; Trommelbremse	1	24.3727-0336.2	580336	L= 500
			←	⏏; 04/96→; für Rechtslenker; nicht für verlängerten Radstand; Trommelbremse	1	24.3727-0336.2	580336	L= 500
			←	⏏; 04/96→; für Linkslenker; für verlängerten Radstand; Trommelbremse	1	24.3727-0341.2	580341	L= 900
			←	⏏; 04/96→; für Rechtslenker; für verlängerten Radstand; Trommelbremse	1	24.3727-0341.2	580341	L= 900
			→	⏏; 04/96→; für Linkslenker; Trommelbremse		24.3727-0531.2	580531	L= 2.286
			→	⏏; 04/96→; für Linkslenker; Trommelbremse		24.3727-0532.2	580532	L= 1.063
			→	⏏; 04/96→; für Rechtslenker; Trommelbremse		24.3727-0532.2	580532	L= 1.063
<b>PEUGEOT - EXPERT Kasten (222) 07/95→12/06</b>								
 <b>Radbremszylinder</b>								
1.6	58	02/96→09/00	→			24.3219-1704.3	020374	Ø 19,05 GG
1.8	74	10/96→09/00						
1.9 D	51	02/96→12/98						
1.9 D 70	51	12/98→12/06						
1.9 TD	66	02/96→09/00						
2.0	100	09/02→12/06						
2.0 HDI	69	07/00→12/06						
2.0 HDI	80	07/00→12/06						
1.9 TD	68	02/96→05/98	→	04/96→		24.3219-1704.3	020374	Ø 19,05 GG
<b>Zubehörsatz, Bremsbacken</b>								
1.6	58	02/96→09/00	→			03.0137-9208.2	669208	
1.8	74	10/96→09/00						
1.9 D	51	02/96→12/98						
1.9 D 70	51	12/98→12/06						
1.9 TD	66	02/96→09/00						
2.0	100	09/02→12/06						
2.0 HDI	69	07/00→12/06						
2.0 HDI	80	07/00→12/06						
1.9 TD	68	02/96→05/98	→	04/96→		03.0137-9208.2	669208	
 <b>Bremstrommel</b>								
1.6	58	02/96→09/00	→			24.0225-5003.1	480066	Ø 255,0 x 67 / 256
1.8	74	10/96→09/00						
1.9 D	51	02/96→12/98						
1.9 D 70	51	12/98→12/06						
1.9 TD	66	02/96→09/00						
2.0	100	09/02→12/06						
2.0 HDI	69	07/00→12/06						
2.0 HDI	80	07/00→12/06						
1.9 TD	68	02/96→05/98	→	04/96→		24.0225-5003.1	480066	Ø 255,0 x 67 / 256
 <b>Bremsbackensatz</b>								
1.6	58	02/96→09/00	→			03.0137-0314.2	650314	Ø 255 x 61
1.8	74	10/96→09/00				03.0520-2619.3	692619	BDX Ø 255 x 61 Ø 19,05 + RZ / + Zub TopKit
1.9 D	51	02/96→12/98						
1.9 D 70	51	12/98→12/06						
1.9 TD	66	02/96→09/00						
2.0	100	09/02→12/06						
2.0 HDI	69	07/00→12/06						
2.0 HDI	80	07/00→12/06						
1.9 TD	68	02/96→05/98	→	04/96→		03.0137-0314.2	650314	Ø 255 x 61
						03.0520-2619.3	692619	BDX Ø 255 x 61 Ø 19,05 + RZ / + Zub TopKit
 <b>Seilzug, Feststellbremse</b>								
1.6	58	02/96→09/00	←	⏏; für Linkslenker; nicht für verlängerten Radstand; Trommelbremse	1	24.3727-0336.2	580336	L= 500
1.8	74	10/96→09/00						
1.9 D	51	02/96→12/98						
1.9 D 70	51	12/98→12/06						
1.9 TD	66	02/96→09/00	←	⏏; für Rechtslenker; nicht für verlängerten Radstand; Trommelbremse	1	24.3727-0336.2	580336	L= 500
2.0	100	09/02→12/06						
2.0 HDI	69	07/00→12/06						
2.0 HDI	80	07/00→12/06						



	kW			 	! #		
<b>PEUGEOT - EXPERT Kasten (222) 07/95→12/06</b>							
 <b>Seilzug, Feststellbremse</b>							
1.6	58	02/96→09/00	←	↑; für Rechtslenker; für verlängerten Radstand; Trommelbremse	1	24.3727-0341.2 580341	L= 900
1.8	74	10/96→09/00					
1.9 D	51	02/96→12/98					
1.9 D 70	51	12/98→12/06	←	↑; für Linkslenker; für verlängerten Radstand; Trommelbremse	1	24.3727-0341.2 580341	L= 900
1.9 TD	66	02/96→09/00					
2.0	100	09/02→12/06					
2.0 HDi	69	07/00→12/06	→	□; für Linkslenker; Trommelbremse		24.3727-0531.2 580531	L= 2.286
2.0 HDi	80	07/00→12/06	→	□; für Rechtslenker; Trommelbremse		24.3727-0532.2 580532	L= 1.063
			→	□; für Linkslenker; Trommelbremse		24.3727-0532.2 580532	L= 1.063
1.9 TD	68	02/96→05/98	←	↑; 04/96→; für Linkslenker; nicht für verlängerten Radstand; Trommelbremse	1	24.3727-0336.2 580336	L= 500
			←	↑; 04/96→; für Rechtslenker; nicht für verlängerten Radstand; Trommelbremse	1	24.3727-0336.2 580336	L= 500
			←	↑; 04/96→; für Linkslenker; für verlängerten Radstand; Trommelbremse	1	24.3727-0341.2 580341	L= 900
			←	↑; 04/96→; für Rechtslenker; für verlängerten Radstand; Trommelbremse	1	24.3727-0341.2 580341	L= 900
			→	□; 04/96→; für Linkslenker; Trommelbremse		24.3727-0531.2 580531	L= 2.286
			→	□; 04/96→; für Linkslenker; Trommelbremse		24.3727-0532.2 580532	L= 1.063
			→	□; 04/96→; für Rechtslenker; Trommelbremse		24.3727-0532.2 580532	L= 1.063
<b>PEUGEOT - EXPERT Kasten (VF3A_, VF3U_, VF3X_) 01/07→</b>							
 <b>Radbremszylinder</b>							
1.6 HDi 90 16V	66	01/07→	→			24.3222-1726.3 020518	TRW Ø 22,2 ALU
1.6 HDi 90 8V	66	01/07→					
<b>Zubehörsatz, Bremsbacken</b>							
1.6 HDi 90 16V	66	01/07→	→			03.0137-9219.2 669219	TRW
1.6 HDi 90 8V	66	01/07→					
 <b>Bremstrommel</b>							
1.6 HDi 90 16V	66	01/07→	→			24.0225-4021.1 480311	Ø 254,0 x 68 / 256,2
1.6 HDi 90 8V	66	01/07→					
 <b>Bremsbackensatz</b>							
1.6 HDi 90 16V	66	01/07→	→	nicht für Wohnmobile		03.0137-0334.2 650334	TRW Ø 254 x 57 + HEB
1.6 HDi 90 8V	66	01/07→				03.0520-7122.3 697122	TRW Ø 254 x 57 Ø 22,2 + RZ / + Zub TopKit
<b>PEUGEOT - EXPERT Pritsche/Fahrgestell 01/07→</b>							
 <b>Radbremszylinder</b>							
1.6 HDi 90 16V	66	01/07→	→			24.3222-1726.3 020518	TRW Ø 22,2 ALU
1.6 HDi 90 8V	66	01/07→					
<b>Zubehörsatz, Bremsbacken</b>							
1.6 HDi 90 16V	66	01/07→	→			03.0137-9219.2 669219	TRW
1.6 HDi 90 8V	66	01/07→					
 <b>Bremstrommel</b>							
1.6 HDi 90 16V	66	01/07→	→			24.0225-4021.1 480311	Ø 254,0 x 68 / 256,2
1.6 HDi 90 8V	66	01/07→					
 <b>Bremsbackensatz</b>							
1.6 HDi 90 16V	66	01/07→	→	nicht für Wohnmobile		03.0137-0334.2 650334	TRW Ø 254 x 57 + HEB
1.6 HDi 90 8V	66	01/07→				03.0520-7122.3 697122	TRW Ø 254 x 57 Ø 22,2 + RZ / + Zub TopKit
<b>PEUGEOT - EXPERT Pritsche/Fahrgestell (223) 12/95→12/06</b>							
 <b>Radbremszylinder</b>							
1.6	58	02/96→09/00	→			24.3219-1704.3 020374	Ø 19,05 GG
1.9 D	51	02/96→12/98					
1.9 D	51	06/98→09/01					
1.9 TD	66	02/96→09/00					
2.0 HDi	69	10/00→10/06					
↓							

	kw					! #		
<b>PEUGEOT - EXPERT Pritsche/Fahrgestell (223) 12/95→12/06</b>								
 <b>Radbremszylinder</b>								
2.0 HDi	80	10/00→10/06	➔			24.3219-1704.3	020374	Ø 19,05 GG
1.9 TD	68	02/96→05/98	➔	04/96→		24.3219-1704.3	020374	Ø 19,05 GG
<b>Zubehörsatz, Bremsbacken</b>								
1.6	58	02/96→09/00	➔			03.0137-9208.2	669208	
1.9 D	51	02/96→12/98						
1.9 D	51	06/98→09/01						
1.9 TD	66	02/96→09/00						
2.0 HDi	69	10/00→10/06						
2.0 HDi	80	10/00→10/06						
1.9 TD	68	02/96→05/98	➔	04/96→		03.0137-9208.2	669208	
 <b>Bremstrommel</b>								
1.6	58	02/96→09/00	➔			24.0225-5003.1	480066	Ø 255,0 x 67 / 256
1.9 D	51	02/96→12/98						
1.9 D	51	06/98→09/01						
1.9 TD	66	02/96→09/00						
2.0 HDi	69	10/00→10/06						
2.0 HDi	80	10/00→10/06						
1.9 TD	68	02/96→05/98	➔	04/96→		24.0225-5003.1	480066	Ø 255,0 x 67 / 256
 <b>Bremsbackensatz</b>								
1.6	58	02/96→09/00	➔			03.0137-0314.2	650314	Ø 255 x 61
1.9 D	51	02/96→12/98				03.0520-2619.3	692619	BDX Ø 255 x 61 Ø 19,05 + RZ / + Zub TopKit
1.9 D	51	06/98→09/01						
1.9 TD	66	02/96→09/00						
2.0 HDi	69	10/00→10/06						
2.0 HDi	80	10/00→10/06						
1.9 TD	68	02/96→05/98	➔	04/96→		03.0137-0314.2	650314	Ø 255 x 61
						03.0520-2619.3	692619	BDX Ø 255 x 61 Ø 19,05 + RZ / + Zub TopKit
 <b>Seilzug, Feststellbremse</b>								
1.6	58	02/96→09/00	←	☒; für Linkslenker; nicht für verlängerten Radstand; Trommelbremse	1	24.3727-0336.2	580336	L= 500
1.9 D	51	02/96→12/98						
1.9 D	51	06/98→09/01						
1.9 TD	66	02/96→09/00	←	☒; für Rechtslenker; nicht für verlängerten Radstand; Trommelbremse	1	24.3727-0336.2	580336	L= 500
2.0 HDi	69	10/00→10/06						
2.0 HDi	80	10/00→10/06						
			←	☒; für Rechtslenker; für verlängerten Radstand; Trommelbremse	1	24.3727-0341.2	580341	L= 900
			←	☒; für Linkslenker; für verlängerten Radstand; Trommelbremse	1	24.3727-0341.2	580341	L= 900
			➔	☐; für Linkslenker; Trommelbremse		24.3727-0531.2	580531	L= 2.286
			➔	☐; für Rechtslenker; Trommelbremse		24.3727-0532.2	580532	L= 1.063
			➔	☐; für Linkslenker; Trommelbremse		24.3727-0532.2	580532	L= 1.063
1.9 TD	68	02/96→05/98	←	☒; 04/96→; für Linkslenker; nicht für verlängerten Radstand; Trommelbremse	1	24.3727-0336.2	580336	L= 500
			←	☒; 04/96→; für Rechtslenker; nicht für verlängerten Radstand; Trommelbremse	1	24.3727-0336.2	580336	L= 500
			←	☒; 04/96→; für Linkslenker; für verlängerten Radstand; Trommelbremse	1	24.3727-0341.2	580341	L= 900
			←	☒; 04/96→; für Rechtslenker; für verlängerten Radstand; Trommelbremse	1	24.3727-0341.2	580341	L= 900
			➔	☐; 04/96→; für Linkslenker; Trommelbremse		24.3727-0531.2	580531	L= 2.286
			➔	☐; 04/96→; für Linkslenker; Trommelbremse		24.3727-0532.2	580532	L= 1.063
			➔	☐; 04/96→; für Rechtslenker; Trommelbremse		24.3727-0532.2	580532	L= 1.063
<b>PEUGEOT - EXPERT Tepee (VF3V_) 01/07→</b>								
 <b>Radbremszylinder</b>								
1.6 HDi 90 16V	66	01/07→	➔			24.3222-1726.3	020518	TRW Ø 22,2 ALU
1.6 HDi 90 8V	66	01/07→						
↓								

	kw					! #		
<b>PEUGEOT - EXPERT Tepee (VF3V_) 01/07→</b>								
<b>Zubehörsatz, Bremsbacken</b>								
1.6 HDi 90 16V	66	01/07→	➔			03.0137-9219.2	669219	TRW
1.6 HDi 90 8V	66	01/07→						
<b> Bremstrommel</b>								
1.6 HDi 90 16V	66	01/07→	➔			24.0225-4021.1	480311	Ø 254,0 x 68 / 256,2
1.6 HDi 90 8V	66	01/07→						
<b> Bremsbackensatz</b>								
1.6 HDi 90 16V	66	01/07→	➔	nicht für Wohnmobile		03.0137-0334.2	650334	TRW Ø 254 x 57 + HEB
1.6 HDi 90 8V	66	01/07→				03.0520-7122.3	697122	TRW Ø 254 x 57 Ø 22,2 + RZ / + Zub TopKit
<b>PEUGEOT - ION 11/10→</b>								
<b> Bremsbackensatz</b>								
Electric	35	11/10→	➔			03.0137-0525.2	650525	Ø 203 x 32 - HEB
Electric	47	11/10→						
Electric	49	10/14→						
<b>PEUGEOT - PARTNER Combispace (5F) 05/96→12/15</b>								
<b> Radbremszylinder</b>								
1.1	44	06/96→10/02	➔	07/96→		24.3222-1734.3	020539	TRW Ø 22,2 ALU
1.9 D	50	06/96→12/02						
1.4	55	06/96→12/15	➔	07/96→ 03/08		24.3222-1734.3	020539	TRW Ø 22,2 ALU
1.6 16V	80	07/01→03/08	➔	- ESP		24.3222-1734.3	020539	TRW Ø 22,2 ALU
2.0 HDi 4x4	66	04/04→08/05						
1.6 Flexfuel	80	09/00→10/02	➔	07/01→; - ESP		24.3222-1734.3	020539	TRW Ø 22,2 ALU
1.6 HDi 75	55	02/06→12/13	➔	→ 03/08; - ESP		24.3222-1734.3	020539	TRW Ø 22,2 ALU
2.0 HDI	66	02/00→07/08						
1.6 HDi 90	66	10/05→12/15	➔	02/06→ 03/08; - ESP		24.3222-1734.3	020539	TRW Ø 22,2 ALU
1.8	66	05/97→12/03	➔			24.3222-1734.3	020539	TRW Ø 22,2 ALU
Electric	28	01/98→12/01						
1.9 D	51	05/96→12/98	➔	12/98→		24.3222-1734.3	020539	TRW Ø 22,2 ALU
1.9 D	51	12/98→07/08	➔	→ 03/08		24.3222-1734.3	020539	TRW Ø 22,2 ALU
<b>Zubehörsatz, Bremsbacken</b>								
1.1	44	06/96→10/02	➔	07/96→		03.0137-9220.2	669220	TRW
1.9 D	50	06/96→12/02						
1.4	55	06/96→12/15	➔	07/96→ 03/08		03.0137-9220.2	669220	TRW
1.6 16V	80	07/01→03/08	➔	- ESP		03.0137-9220.2	669220	TRW
2.0 HDi 4x4	66	04/04→08/05						
1.6 Flexfuel	80	09/00→10/02	➔	07/01→; - ESP		03.0137-9220.2	669220	TRW
1.6 HDi 75	55	02/06→12/13	➔	→ 03/08; - ESP		03.0137-9220.2	669220	TRW
2.0 HDI	66	02/00→07/08						
1.6 HDi 90	66	10/05→12/15	➔	02/06→ 03/08; - ESP		03.0137-9220.2	669220	TRW
1.8	66	05/97→12/03	➔			03.0137-9220.2	669220	TRW
Electric	28	01/98→12/01						
1.9 D	51	05/96→12/98	➔	12/98→		03.0137-9220.2	669220	TRW
1.9 D	51	12/98→07/08	➔	→ 03/08		03.0137-9220.2	669220	TRW
<b> Bremstrommel</b>								
1.1	44	06/96→10/02	➔	07/96→		24.0222-8017.1	480071	Ø 229,0 x 50,8 / 230
1.9 D	50	06/96→12/02						
1.4	55	06/96→12/15	➔	07/96→ 03/08		24.0222-8017.1	480071	Ø 229,0 x 50,8 / 230
1.6 16V	80	07/01→03/08	➔	- ESP		24.0222-8017.1	480071	Ø 229,0 x 50,8 / 230
2.0 HDi 4x4	66	04/04→08/05						
1.6 Flexfuel	80	09/00→10/02	➔	07/01→; - ESP		24.0222-8017.1	480071	Ø 229,0 x 50,8 / 230
1.6 HDi 75	55	02/06→12/13	➔	→ 03/08; - ESP		24.0222-8017.1	480071	Ø 229,0 x 50,8 / 230
2.0 HDI	66	02/00→07/08						
1.6 HDi 90	66	10/05→12/15	➔	02/06→ 03/08; - ESP		24.0222-8017.1	480071	Ø 229,0 x 50,8 / 230
1.8	66	05/97→12/03	➔			24.0222-8017.1	480071	Ø 229,0 x 50,8 / 230
Electric	28	01/98→12/01						
1.9 D	51	05/96→12/98	➔	12/98→		24.0222-8017.1	480071	Ø 229,0 x 50,8 / 230
1.9 D	51	12/98→07/08	➔	→ 03/08		24.0222-8017.1	480071	Ø 229,0 x 50,8 / 230
<b> Bremsbackensatz</b>								
1.1	44	06/96→10/02	➔	07/96→		03.0137-0341.2	650341	TRW Ø 229 x 42 + HEB
1.9 D	50	06/96→12/02						
↓								

	kw			 	! #		
<b>PEUGEOT - PARTNER Combispace (5F) 05/96→12/15</b>							
<b>Bremsbackensatz</b>							
1.1 1.9 D	44 50	06/96→10/02 06/96→12/02	➡	Orga 08001→		03.0520-6322.3 696322	TRW Ø 229 x 42 Ø 22,2 + RZ / + Zub TopKit
			➡	07/96→; →Orga 08000		03.0520-6322.3 696322	TRW Ø 229 x 42 Ø 22,2 + RZ / + Zub TopKit
1.4	55	06/96→12/15	➡	07/96→ 03/08		03.0137-0341.2 650341	TRW Ø 229 x 42 + HEB
			➡	Orga 08001→; → 03/08		03.0520-6322.3 696322	TRW Ø 229 x 42 Ø 22,2 + RZ / + Zub TopKit
			➡	07/96→; →Orga 08000		03.0520-6322.3 696322	TRW Ø 229 x 42 Ø 22,2 + RZ / + Zub TopKit
1.6 16V 2.0 HDi 4x4	80 66	07/01→03/08 04/04→08/05	➡	- ESP		03.0137-0341.2 650341	TRW Ø 229 x 42 + HEB
						03.0520-6322.3 696322	TRW Ø 229 x 42 Ø 22,2 + RZ / + Zub TopKit
1.6 Flexfuel	80	09/00→10/02	➡	07/01→; - ESP		03.0137-0341.2 650341	TRW Ø 229 x 42 + HEB
						03.0520-6322.3 696322	TRW Ø 229 x 42 Ø 22,2 + RZ / + Zub TopKit
1.6 HDi 75 2.0 HDI	55 66	02/06→12/13 02/00→07/08	➡	→ 03/08; - ESP		03.0137-0341.2 650341	TRW Ø 229 x 42 + HEB
						03.0520-6322.3 696322	TRW Ø 229 x 42 Ø 22,2 + RZ / + Zub TopKit
1.6 HDi 90	66	10/05→12/15	➡	02/06→ 03/08; - ESP		03.0137-0341.2 650341	TRW Ø 229 x 42 + HEB
						03.0520-6322.3 696322	TRW Ø 229 x 42 Ø 22,2 + RZ / + Zub TopKit
1.8 Electric	66 28	05/97→12/03 01/98→12/01	➡			03.0137-0341.2 650341	TRW Ø 229 x 42 + HEB
			➡	Orga 08001→		03.0520-6322.3 696322	TRW Ø 229 x 42 Ø 22,2 + RZ / + Zub TopKit
			➡	→Orga 08000		03.0520-6322.3 696322	TRW Ø 229 x 42 Ø 22,2 + RZ / + Zub TopKit
1.9 D	51	05/96→12/98	➡	12/98→		03.0137-0341.2 650341	TRW Ø 229 x 42 + HEB
			➡	12/98→; →Orga 08000		03.0520-6322.3 696322	TRW Ø 229 x 42 Ø 22,2 + RZ / + Zub TopKit
			➡	Orga 08001→		03.0520-6322.3 696322	TRW Ø 229 x 42 Ø 22,2 + RZ / + Zub TopKit
1.9 D	51	12/98→07/08	➡	→ 03/08		03.0137-0341.2 650341	TRW Ø 229 x 42 + HEB
			➡	→Orga 08000		03.0520-6322.3 696322	TRW Ø 229 x 42 Ø 22,2 + RZ / + Zub TopKit
			➡	Orga 08001→; → 03/08		03.0520-6322.3 696322	TRW Ø 229 x 42 Ø 22,2 + RZ / + Zub TopKit
<b>Seilzug, Feststellbremse</b>							
1.1 1.9 D	44 50	06/96→10/02 06/96→12/02	➡	<input type="checkbox"/> ; 07/96→; →Orga 08393; Trommelbremse		24.3727-0314.2 580314	L= 1.745
			➡	<input type="checkbox"/> ; Orga 08394→; Trommelbremse		24.3727-0314.2 580314	L= 1.745
			➡	<input checked="" type="checkbox"/> ; 07/96→; →Orga 08393; Trommelbremse		24.3727-0315.2 580315	L= 1.818
			➡	<input checked="" type="checkbox"/> ; Orga 08394→; Trommelbremse		24.3727-0339.2 580339	L= 1.850
1.4	55	06/96→12/15	➡	<input type="checkbox"/> ; 07/96→; →Orga 08393; Trommelbremse		24.3727-0314.2 580314	L= 1.745
			➡	<input type="checkbox"/> ; Orga 08394→; → 03/08; Trommelbremse		24.3727-0314.2 580314	L= 1.745
			➡	<input checked="" type="checkbox"/> ; 07/96→; →Orga 08393; Trommelbremse		24.3727-0315.2 580315	L= 1.818
			➡	<input checked="" type="checkbox"/> ; Orga 08394→; → 03/08; Trommelbremse		24.3727-0339.2 580339	L= 1.850
1.6 16V 2.0 HDi 4x4	80 66	07/01→03/08 04/04→08/05	➡	<input type="checkbox"/> ; - ESP; Trommelbremse		24.3727-0314.2 580314	L= 1.745
			➡	<input checked="" type="checkbox"/> ; - ESP; Trommelbremse		24.3727-0339.2 580339	L= 1.850
			➡	<input checked="" type="checkbox"/> ; + ESP; Scheibenbremse		24.3727-0347.2 580347	L= 1.923
			➡	<input type="checkbox"/> ; + ESP; Scheibenbremse		24.3727-0349.2 580349	L= 1.820
1.6 Flexfuel	80	09/00→10/02	➡	<input type="checkbox"/> ; 07/01→; - ESP; Trommelbremse		24.3727-0314.2 580314	L= 1.745
			➡	<input checked="" type="checkbox"/> ; 07/01→; - ESP; Trommelbremse		24.3727-0339.2 580339	L= 1.850
			➡	<input checked="" type="checkbox"/> ; 07/01→; + ESP; Scheibenbremse		24.3727-0347.2 580347	L= 1.923
			➡	<input type="checkbox"/> ; 07/01→; + ESP; Scheibenbremse		24.3727-0349.2 580349	L= 1.820
1.6 HDi 75 2.0 HDI	55 66	02/06→12/13 02/00→07/08	➡	<input type="checkbox"/> ; → 03/08; - ESP; Trommelbremse		24.3727-0314.2 580314	L= 1.745
			➡	<input checked="" type="checkbox"/> ; → 03/08; - ESP; Trommelbremse		24.3727-0339.2 580339	L= 1.850
			➡	<input checked="" type="checkbox"/> ; → 03/08; + ESP; Scheibenbremse		24.3727-0347.2 580347	L= 1.923
			➡	<input type="checkbox"/> ; → 03/08; + ESP; Scheibenbremse		24.3727-0349.2 580349	L= 1.820
↓							



### PEUGEOT - PARTNER Combispace (5F) 05/96→12/15

#### Seilzug, Feststellbremse

1.6 HDi 90	66	10/05→12/15	➡	<input type="checkbox"/> ; 02/06→ 03/08; - ESP; Trommelbremse	24.3727-0314.2	580314	L= 1.745
			➡	<input checked="" type="checkbox"/> ; 02/06→ 03/08; - ESP; Trommelbremse	24.3727-0339.2	580339	L= 1.850
			➡	<input checked="" type="checkbox"/> ; 02/06→ 03/08; + ESP; Scheibenbremse	24.3727-0347.2	580347	L= 1.923
			➡	<input type="checkbox"/> ; 02/06→ 03/08; + ESP; Scheibenbremse	24.3727-0349.2	580349	L= 1.820
1.8	66	05/97→12/03	➡	<input type="checkbox"/> ; →Orga 08393; Trommelbremse	24.3727-0314.2	580314	L= 1.745
			➡	<input type="checkbox"/> ; Orga 08394→; Trommelbremse	24.3727-0314.2	580314	L= 1.745
			➡	<input checked="" type="checkbox"/> ; →Orga 08393; Trommelbremse	24.3727-0315.2	580315	L= 1.818
			➡	<input checked="" type="checkbox"/> ; Orga 08394→; Trommelbremse	24.3727-0339.2	580339	L= 1.850
1.9 D	51	05/96→12/98	➡	<input type="checkbox"/> ; 12/98→; →Orga 08393; Trommelbremse	24.3727-0314.2	580314	L= 1.745
			➡	<input type="checkbox"/> ; Orga 08394→; Trommelbremse	24.3727-0314.2	580314	L= 1.745
			➡	<input checked="" type="checkbox"/> ; 12/98→; →Orga 08393; Trommelbremse	24.3727-0315.2	580315	L= 1.818
			➡	<input checked="" type="checkbox"/> ; Orga 08394→; Trommelbremse	24.3727-0339.2	580339	L= 1.850
1.9 D	51	12/98→07/08	➡	<input type="checkbox"/> ; Orga 08394→; → 03/08; Trommelbremse	24.3727-0314.2	580314	L= 1.745
			➡	<input type="checkbox"/> ; →Orga 08393; Trommelbremse	24.3727-0314.2	580314	L= 1.745
			➡	<input checked="" type="checkbox"/> ; →Orga 08393; Trommelbremse	24.3727-0315.2	580315	L= 1.818
			➡	<input checked="" type="checkbox"/> ; Orga 08394→; → 03/08; Trommelbremse	24.3727-0339.2	580339	L= 1.850

### PEUGEOT - PARTNER Kasten 04/08→

#### Seilzug, Feststellbremse

1.6	66	04/08→	➡	<input checked="" type="checkbox"/> ; Scheibenbremse	2	24.3727-0853.2	580853	L= 2.398
1.6	72	11/10→						
1.6	80	04/08→						
1.6	88	04/10→						
1.6 BlueHDi 100	73	04/15→						
1.6 BlueHDi 120	88	04/15→						
1.6 Flex	81	09/08→						
1.6 HDi	55	04/08→						
1.6 HDi	66	03/13→						
1.6 HDi	67	09/09→12/12						
1.6 HDi	80	04/08→						
1.6 HDi	82	08/10→						
1.6 HDi	84	03/13→						
1.6 HDi 16V	66	04/08→						
1.6 HDi 16V 4x4	66	04/12→						
1.6 HDi 90	68	04/10→						
Électrique	49	06/13→						
1.6 HDi / BlueHDi 75	55	01/14→	➡	<input checked="" type="checkbox"/> ; 01/15→; Scheibenbremse	2	24.3727-0853.2	580853	L= 2.398










### PEUGEOT - PARTNER Kasten (5) 04/96→12/15

#### Radbremszylinder

1.1	44	06/96→09/05	➡	07/96→		24.3222-1734.3	020539	TRW Ø 22,2 ALU
1.8 D	43	06/96→12/02						
1.9 D	51	06/96→12/02						
1.4	54	11/02→10/06	➡			24.3222-1734.3	020539	TRW Ø 22,2 ALU
1.4 BiFuel	55	04/03→10/06						
1.8	66	03/97→08/00						
1.8 D	44	11/96→02/98						
1.9 D	50	05/96→12/98						
1.9 D 4x4	51	04/04→11/07						
1.4	55	06/96→12/15	➡	07/96→ 03/08		24.3222-1734.3	020539	TRW Ø 22,2 ALU
1.9 D	51	06/96→12/15						
1.6 HDi 75	55	02/06→07/08	➡	→ 03/08		24.3222-1734.3	020539	TRW Ø 22,2 ALU
1.6 HDi 90	66	02/06→12/15						
2.0 HDi	66	04/00→07/08	➡	→ 03/08; - ESP		24.3222-1734.3	020539	TRW Ø 22,2 ALU
2.0 HDi 4x4	66	04/04→08/05	➡	- ESP		24.3222-1734.3	020539	TRW Ø 22,2 ALU
Electric	25	04/96→12/02	➡	01/98→ 12/01		24.3222-1734.3	020539	TRW Ø 22,2 ALU















#### Zubehörsatz, Bremsbacken












1.1	44	06/96→09/05	➡	07/96→		03.0137-9220.2	669220	TRW
1.8 D	43	06/96→12/02						
1.9 D	51	06/96→12/02						
1.4	54	11/02→10/06	➡			03.0137-9220.2	669220	TRW
1.4 BiFuel	55	04/03→10/06						













	kw				! #		
<b>PEUGEOT - PARTNER Kasten (5) 04/96→12/15</b>							
<b>Zubehörsatz, Bremsbacken</b>							
1.8	66	03/97→08/00	➔			03.0137-9220.2 669220	TRW
1.8 D	44	11/96→02/98					
1.9 D	50	05/96→12/98					
1.9 D 4x4	51	04/04→11/07					
1.4	55	06/96→12/15	➔	07/96→ 03/08		03.0137-9220.2 669220	TRW
1.9 D	51	06/96→12/15					
1.6 HDi 75	55	02/06→07/08	➔	→ 03/08		03.0137-9220.2 669220	TRW
1.6 HDi 90	66	02/06→12/15					
2.0 HDi	66	04/00→07/08	➔	→ 03/08; - ESP		03.0137-9220.2 669220	TRW
2.0 HDi 4x4	66	04/04→08/05	➔	- ESP		03.0137-9220.2 669220	TRW
<b> Bremstrommel</b>							
1.1	44	06/96→09/05	➔	07/96→		24.0222-8017.1 480071	Ø 229,0 x 50,8 / 230
1.8 D	43	06/96→12/02					
1.9 D	51	06/96→12/02					
1.4	54	11/02→10/06	➔			24.0222-8017.1 480071	Ø 229,0 x 50,8 / 230
1.4 BiFuel	55	04/03→10/06					
1.8	66	03/97→08/00					
1.8 D	44	11/96→02/98					
1.9 D	50	05/96→12/98					
1.9 D 4x4	51	04/04→11/07					
1.4	55	06/96→12/15	➔	07/96→ 03/08		24.0222-8017.1 480071	Ø 229,0 x 50,8 / 230
1.9 D	51	06/96→12/15					
1.6 HDi 75	55	02/06→07/08	➔	→ 03/08		24.0222-8017.1 480071	Ø 229,0 x 50,8 / 230
1.6 HDi 90	66	02/06→12/15					
2.0 HDi	66	04/00→07/08	➔	→ 03/08; - ESP		24.0222-8017.1 480071	Ø 229,0 x 50,8 / 230
2.0 HDi 4x4	66	04/04→08/05	➔	- ESP		24.0222-8017.1 480071	Ø 229,0 x 50,8 / 230
Electric	25	04/96→12/02	➔	01/98→		24.0222-8017.1 480071	Ø 229,0 x 50,8 / 230
<b> Bremsbackensatz</b>							
1.1	44	06/96→09/05	➔	07/96→		03.0137-0341.2 650341	TRW Ø 229 x 42 + HEB
1.8 D	43	06/96→12/02				03.0520-6322.3 696322	TRW Ø 229 x 42 Ø 22,2 + RZ / + Zub TopKit
1.9 D	51	06/96→12/02	➔	Orga 08001→		03.0520-6322.3 696322	TRW Ø 229 x 42 Ø 22,2 + RZ / + Zub TopKit
			➔	07/96→; →Orga 08000		03.0520-6322.3 696322	TRW Ø 229 x 42 Ø 22,2 + RZ / + Zub TopKit
1.4	54	11/02→10/06	➔			03.0137-0341.2 650341	TRW Ø 229 x 42 + HEB
1.4 BiFuel	55	04/03→10/06					
1.8 D	44	11/96→02/98	➔	Orga 08001→		03.0520-6322.3 696322	TRW Ø 229 x 42 Ø 22,2 + RZ / + Zub TopKit
1.9 D	50	05/96→12/98					
1.9 D 4x4	51	04/04→11/07	➔	→Orga 08000		03.0520-6322.3 696322	TRW Ø 229 x 42 Ø 22,2 + RZ / + Zub TopKit
1.4	55	06/96→12/15	➔	07/96→ 03/08		03.0137-0341.2 650341	TRW Ø 229 x 42 + HEB
1.9 D	51	06/96→12/15	➔	Orga 08001→; → 03/08		03.0520-6322.3 696322	TRW Ø 229 x 42 Ø 22,2 + RZ / + Zub TopKit
			➔	07/96→; →Orga 08000		03.0520-6322.3 696322	TRW Ø 229 x 42 Ø 22,2 + RZ / + Zub TopKit
1.6 HDi 75	55	02/06→07/08	➔	→ 03/08		03.0137-0341.2 650341	TRW Ø 229 x 42 + HEB
1.6 HDi 90	66	02/06→12/15				03.0520-6322.3 696322	TRW Ø 229 x 42 Ø 22,2 + RZ / + Zub TopKit
1.8	66	03/97→08/00	➔			03.0137-0341.2 650341	TRW Ø 229 x 42 + HEB
						03.0520-6322.3 696322	TRW Ø 229 x 42 Ø 22,2 + RZ / + Zub TopKit
2.0 HDi	66	04/00→07/08	➔	→ 03/08; - ESP		03.0137-0341.2 650341	TRW Ø 229 x 42 + HEB
						03.0520-6322.3 696322	TRW Ø 229 x 42 Ø 22,2 + RZ / + Zub TopKit
2.0 HDi 4x4	66	04/04→08/05	➔	- ESP		03.0137-0341.2 650341	TRW Ø 229 x 42 + HEB
						03.0520-6322.3 696322	TRW Ø 229 x 42 Ø 22,2 + RZ / + Zub TopKit
Electric	25	04/96→12/02	➔	01/98→; →Orga 08000		03.0520-6322.3 696322	TRW Ø 229 x 42 Ø 22,2 + RZ / + Zub TopKit
			➔	Orga 08001→		03.0520-6322.3 696322	TRW Ø 229 x 42 Ø 22,2 + RZ / + Zub TopKit
<b> Seilzug, Feststellbremse</b>							
1.1	44	06/96→09/05	➔	☐; 07/96→; →Orga 08393; Trommelbremse		24.3727-0314.2 580314	L= 1.745
1.8 D	43	06/96→12/02					
1.9 D	51	06/96→12/02	➔	☐; Orga 08394→; Scheiben/Trommel		24.3727-0314.2 580314	L= 1.745
			➔	☐; 07/96→; →Orga 08393; Trommelbremse		24.3727-0315.2 580315	L= 1.818
			➔	☐; Orga 08394→; Scheiben/Trommel		24.3727-0339.2 580339	L= 1.850
↓							














































	kW					! #		
<b>PEUGEOT - PARTNER Kasten (5) 04/96→12/15</b>								
 <b>Seilzug, Feststellbremse</b>								
1.4	54	11/02→10/06	➡	<input type="checkbox"/>	Orga 08394→; Scheiben/Trommel	24.3727-0314.2	580314	L= 1.745
1.4 BiFuel	55	04/03→10/06	➡	<input type="checkbox"/>	→Orga 08393; Trommelbremse	24.3727-0314.2	580314	L= 1.745
1.8	66	03/97→08/00	➡	<input type="checkbox"/>	→Orga 08393; Trommelbremse	24.3727-0315.2	580315	L= 1.818
1.8 D	44	11/96→02/98	➡	<input type="checkbox"/>	→Orga 08393; Trommelbremse	24.3727-0315.2	580315	L= 1.818
1.9 D	50	05/96→12/98	➡	<input type="checkbox"/>	→Orga 08393; Trommelbremse	24.3727-0315.2	580315	L= 1.818
1.9 D 4x4	51	04/04→11/07	➡	<input type="checkbox"/>	Orga 08394→; Scheiben/Trommel	24.3727-0339.2	580339	L= 1.850
1.4	55	06/96→12/15	➡	<input type="checkbox"/>	07/96→; →Orga 08393; Trommelbremse	24.3727-0314.2	580314	L= 1.745
1.9 D	51	06/96→12/15	➡	<input type="checkbox"/>	Orga 08394→; → 03/08; Scheiben/Trommel	24.3727-0314.2	580314	L= 1.745
			➡	<input type="checkbox"/>	07/96→; →Orga 08393; Trommelbremse	24.3727-0315.2	580315	L= 1.818
			➡	<input type="checkbox"/>	Orga 08394→; → 03/08; Scheiben/Trommel	24.3727-0339.2	580339	L= 1.850
1.6 HDi 75	55	02/06→07/08	➡	<input type="checkbox"/>	→ 03/08; Scheiben/Trommel	24.3727-0314.2	580314	L= 1.745
1.6 HDi 90	66	02/06→12/15	➡	<input type="checkbox"/>	→ 03/08; Scheiben/Trommel	24.3727-0339.2	580339	L= 1.850
2.0 HDi	66	04/00→07/08	➡	<input type="checkbox"/>	→ 03/08; Scheiben/Trommel	24.3727-0339.2	580339	L= 1.850
2.0 HDi 4x4	66	04/04→08/05	➡	<input type="checkbox"/>	Scheiben/Trommel	24.3727-0314.2	580314	L= 1.745
			➡	<input type="checkbox"/>	Scheiben/Trommel	24.3727-0339.2	580339	L= 1.850
<b>PEUGEOT - PARTNER Pritsche/Fahrgestell 01/09→</b>								
 <b>Seilzug, Feststellbremse</b>								
1.6 HDi	55	01/09→	➡	<input type="checkbox"/>	Scheibenbremse	2	24.3727-0853.2	580853 L= 2.398
1.6 HDi	66	03/13→	➡	<input type="checkbox"/>	Scheibenbremse	2	24.3727-0853.2	580853 L= 2.398
1.6 HDi 16V	66	01/09→	➡	<input type="checkbox"/>	Scheibenbremse	2	24.3727-0853.2	580853 L= 2.398
<b>PEUGEOT - PARTNER Pritsche/Fahrgestell 01/99→07/08</b>								
 <b>Radbremszylinder</b>								
1.9 D	51	01/99→07/08	➡	→ 03/08		24.3222-1734.3	020539	TRW Ø 22,2 ALU
2.0 HDi	66	11/02→07/08	➡	→ 03/08; - ESP		24.3222-1734.3	020539	TRW Ø 22,2 ALU
<b>Zubehörsatz, Bremsbacken</b>								
1.9 D	51	01/99→07/08	➡	→ 03/08		03.0137-9220.2	669220	TRW
2.0 HDi	66	11/02→07/08	➡	→ 03/08; - ESP		03.0137-9220.2	669220	TRW
 <b>Bremstrommel</b>								
1.9 D	51	01/99→07/08	➡	→ 03/08		24.0222-8017.1	480071	Ø 229,0 x 50,8 / 230
2.0 HDi	66	11/02→07/08	➡	→ 03/08; - ESP		24.0222-8017.1	480071	Ø 229,0 x 50,8 / 230
 <b>Bremsbackensatz</b>								
1.9 D	51	01/99→07/08	➡	→ 03/08		03.0137-0341.2	650341	TRW Ø 229 x 42 + HEB
			➡	→Orga 08000		03.0520-6322.3	696322	TRW Ø 229 x 42 Ø 22,2 + RZ / + Zub TopKit
			➡	Orga 08001→; → 03/08		03.0520-6322.3	696322	TRW Ø 229 x 42 Ø 22,2 + RZ / + Zub TopKit
2.0 HDi	66	11/02→07/08	➡	→ 03/08; - ESP		03.0137-0341.2	650341	TRW Ø 229 x 42 + HEB
			➡	→ 03/08; - ESP		03.0520-6322.3	696322	TRW Ø 229 x 42 Ø 22,2 + RZ / + Zub TopKit
 <b>Seilzug, Feststellbremse</b>								
1.9 D	51	01/99→07/08	➡	<input type="checkbox"/>	Orga 08394→; → 03/08; Scheiben/Trommel	24.3727-0314.2	580314	L= 1.745
			➡	<input type="checkbox"/>	→Orga 08393; Trommelbremse	24.3727-0314.2	580314	L= 1.745
			➡	<input type="checkbox"/>	→Orga 08393; Trommelbremse	24.3727-0315.2	580315	L= 1.818
			➡	<input type="checkbox"/>	Orga 08394→; → 03/08; Scheiben/Trommel	24.3727-0339.2	580339	L= 1.850
2.0 HDi	66	11/02→07/08	➡	<input type="checkbox"/>	→ 03/08; Scheiben/Trommel	24.3727-0314.2	580314	L= 1.745
			➡	<input type="checkbox"/>	→ 03/08; Scheiben/Trommel	24.3727-0339.2	580339	L= 1.850
<b>PEUGEOT - PARTNER Tepee 04/08→</b>								
 <b>Seilzug, Feststellbremse</b>								
1.2 THP	81	02/16→	➡	<input type="checkbox"/>	Scheibenbremse	2	24.3727-0853.2	580853 L= 2.398
1.6	66	04/08→	➡	<input type="checkbox"/>	Scheibenbremse	2	24.3727-0853.2	580853 L= 2.398
1.6	72	08/10→	➡	<input type="checkbox"/>	Scheibenbremse	2	24.3727-0853.2	580853 L= 2.398
1.6	80	04/08→	➡	<input type="checkbox"/>	Scheibenbremse	2	24.3727-0853.2	580853 L= 2.398
1.6	88	04/10→	➡	<input type="checkbox"/>	Scheibenbremse	2	24.3727-0853.2	580853 L= 2.398
1.6 BlueHDi 100	73	12/14→	➡	<input type="checkbox"/>	Scheibenbremse	2	24.3727-0853.2	580853 L= 2.398



































	kW			 	! #		
<b>PEUGEOT - PARTNER Tepee 04/08→</b>							
 <b>Seilzug, Feststellbremse</b>							
1.6 BlueHDi 100 4x4	73	04/15→	➔	⬇️; Scheibenbremse	2	24.3727-0853.2 580853	L= 2.398
1.6 BlueHDi 120	88	12/14→					
1.6 BlueHDi 75	55	01/15→					
1.6 Flex	81	09/08→					
1.6 HDi	55	04/08→					
1.6 HDi	66	03/13→					
1.6 HDi	80	04/08→					
1.6 HDi	82	08/10→					
1.6 HDi	84	03/13→					
1.6 HDi 16V	66	04/08→					
1.6 HDi 90	68	04/10→					
1.6	81	09/08→	➔	⬇️; 04/10→; Scheibenbremse	2	24.3727-0853.2 580853	L= 2.398
<b>PORSCHE - 718 BOXSTER (982) 04/16→</b>							
 <b>Bremsbackensatz, Feststellbremse</b>							
2.0	220	04/16→				03.0137-3054.2 653054	Ø 180 x 25 - HEB
S 2.5	257	04/16→					
<b>Reparaturatz, Automatische Nachstellung</b>							
2.0	220	04/16→				03.0137-9700.2 669700	
S 2.5	257	04/16→					
<b>PORSCHE - 718 CAYMAN (982) 04/16→</b>							
<b>Reparaturatz, Automatische Nachstellung</b>							
2.0	220	04/16→				03.0137-9700.2 669700	
S 2.5	257	04/16→					
<b>PORSCHE - 911 (991) 12/11→</b>							
 <b>Bremsbackensatz, Feststellbremse</b>							
3.0 Carrera	272	11/15→				03.0137-3054.2 653054	Ø 180 x 25 - HEB
3.0 Carrera 4	272	11/15→					
3.0 Carrera 4S	309	11/15→					
3.0 Carrera S	309	11/15→					
3.4 Carrera	257	12/11→					
3.4 Carrera 4	257	11/12→					
3.8 Carrera 4S	294	11/12→					
3.8 Carrera 4S / 4 GTS	316	11/12→					
3.8 Carrera S	294	12/11→					
3.8 Carrera S / GTS	316	07/12→					
3.8 GT3	350	08/13→					
3.8 Turbo	383	09/13→					
3.8 Turbo	397	01/16→					
3.8 Turbo S	412	09/13→					
3.8 Turbo S	427	01/16→					
4.0 GT3 RS / R	368	04/15→					
<b>Reparaturatz, Automatische Nachstellung</b>							
3.0 Carrera	272	11/15→				03.0137-9700.2 669700	
3.0 Carrera 4	272	11/15→					
3.0 Carrera 4S	309	11/15→					
3.0 Carrera S	309	11/15→					
3.4 Carrera	257	12/11→					
3.4 Carrera 4	257	11/12→					
3.8 Carrera 4S	294	11/12→					
3.8 Carrera 4S / 4 GTS	316	11/12→					
3.8 Carrera S	294	12/11→					
3.8 Carrera S / GTS	316	07/12→					
3.8 GT3	350	08/13→					
3.8 Turbo	383	09/13→					
3.8 Turbo	397	01/16→					
3.8 Turbo S	412	09/13→					
3.8 Turbo S	427	01/16→					
4.0 GT3 RS / R	368	04/15→					
<b>PORSCHE - 911 (996) 09/97→08/05</b>							
 <b>Bremsbackensatz, Feststellbremse</b>							
3.6 Carrera	235	10/01→08/05	➔	01/03→		03.0137-3002.2 653002	Ø 180 x 25 - HEB
3.6 Carrera 4	235	10/01→08/05					
3.6 GT2	340	04/01→08/05					
3.6 GT3	265	03/99→08/05					
3.6 Turbo 4	309	06/00→08/05					
3.6 Carrera 4S	254	02/03→08/05	➔			03.0137-3002.2 653002	Ø 180 x 25 - HEB
3.6 Carrera S	254	02/03→08/05					
3.6 GT2	355	10/03→08/05					
3.6 GT3	280	03/03→08/05					
3.6 S	331	08/04→08/05					
3.6 Turbo 4S	331	02/03→08/05					










	kW			 	! #		
<b>PORSCHE - 911 (997) 07/04→12/12</b>							
 <b>Bremsbackensatz, Feststellbremse</b>							
3.6 Carrera	235	08/04→07/05	➔			03.0137-3002.2 653002	Ø 180 x 25 - HEB
3.6 Carrera	239	07/04→12/08					
3.6 Carrera	242	07/04→12/08					
3.6 Carrera 4	239	07/04→12/08					
3.8 Carrera 4S	261	07/04→12/08					
3.8 Carrera S	261	07/04→12/08					
3.8 Carrera S	264	07/04→12/08					
<b>PORSCHE - 911 Cabriolet (991) 03/12→</b>							
 <b>Bremsbackensatz, Feststellbremse</b>							
3.0 Carrera	272	11/15→				03.0137-3054.2 653054	Ø 180 x 25 - HEB
3.0 Carrera 4	272	11/15→					
3.0 Carrera 4S	309	11/15→					
3.0 Carrera S	309	11/15→					
3.4 Carrera	257	03/12→					
3.4 Carrera 4	257	11/12→					
3.8 Carrera 4S	294	11/12→					
3.8 Carrera 4S / 4 GTS	316	11/12→					
3.8 Carrera S	294	03/12→					
3.8 Carrera S / GTS	316	07/12→					
3.8 Turbo	383	12/13→					
3.8 Turbo	397	01/16→					
3.8 Turbo S	412	12/13→					
3.8 Turbo S	427	01/16→					
<b>Reparaturatz, Automatische Nachstellung</b>							
3.0 Carrera	272	11/15→				03.0137-9700.2 669700	
3.0 Carrera 4	272	11/15→					
3.0 Carrera 4S	309	11/15→					
3.0 Carrera S	309	11/15→					
3.4 Carrera	257	03/12→					
3.4 Carrera 4	257	11/12→					
3.8 Carrera 4S	294	11/12→					
3.8 Carrera 4S / 4 GTS	316	11/12→					
3.8 Carrera S	294	03/12→					
3.8 Carrera S / GTS	316	07/12→					
3.8 Turbo	383	12/13→					
3.8 Turbo	397	01/16→					
3.8 Turbo S	412	12/13→					
3.8 Turbo S	427	01/16→					
<b>PORSCHE - 911 Cabriolet (996) 02/98→08/05</b>							
 <b>Bremsbackensatz, Feststellbremse</b>							
3.6 Carrera	235	10/01→08/05	➔	01/03→		03.0137-3002.2 653002	Ø 180 x 25 - HEB
3.6 Carrera 4	235	10/01→08/05					
3.6 Carrera 4S	254	06/02→08/05					
3.6 Carrera S	254	06/02→08/05					
3.6 Turbo 4	309	10/03→08/05	➔			03.0137-3002.2 653002	Ø 180 x 25 - HEB
3.6 Turbo 4S	331	10/03→08/05					
<b>PORSCHE - 911 Cabriolet (997) 04/05→12/12</b>							
 <b>Bremsbackensatz, Feststellbremse</b>							
3.6 Carrera	235	04/05→07/05	➔			03.0137-3002.2 653002	Ø 180 x 25 - HEB
3.6 Carrera	239	04/05→12/08					
3.6 Carrera	242	04/05→12/08					
3.6 Carrera 4	239	04/05→12/08					
3.6 Carrera 4	242	04/05→12/08					
3.8 Carrera 4S	261	04/05→12/08					
3.8 Carrera 4S	264	04/05→12/10					
3.8 Carrera 4S	280	08/05→12/08					
3.8 Carrera S	261	04/05→12/08					
3.8 Carrera S	264	04/05→12/08					
3.8 Carrera S	280	08/05→12/08					
<b>PORSCHE - 911 Targa (991) 05/14→</b>							
 <b>Bremsbackensatz, Feststellbremse</b>							
3.0 Carrera 4	272	11/15→				03.0137-3054.2 653054	Ø 180 x 25 - HEB
3.0 Carrera 4S	309	11/15→					
3.4 Carrera 4	257	05/14→					
3.8 Carrera 4S	294	05/14→					
3.8 Carrera 4S / 4 GTS	316	05/14→					
<b>Reparaturatz, Automatische Nachstellung</b>							
3.0 Carrera 4	272	11/15→				03.0137-9700.2 669700	
3.0 Carrera 4S	309	11/15→					
3.4 Carrera 4	257	05/14→					
3.8 Carrera 4S	294	05/14→					
3.8 Carrera 4S / 4 GTS	316	05/14→					

	kW					! #		
<b>PORSCHE - 911 Targa (996) 12/01→08/05</b>								
 <b>Bremsbackensatz, Feststellbremse</b>								
3.6	235	12/01→08/05	➡	01/03→		03.0137-3002.2	653002	Ø 180 x 25 - HEB
<b>PORSCHE - 918 Spyder 11/13→</b>								
 <b>Bremsbackensatz, Feststellbremse</b>								
4.6	652	11/13→				03.0137-3054.2	653054	Ø 180 x 25 - HEB
<b>Reparaturatz, Automatische Nachstellung</b>								
4.6	652	11/13→				03.0137-9700.2	669700	
<b>PORSCHE - 928 09/77→11/95</b>								
 <b>Bremsbackensatz, Feststellbremse</b>								
5.4 GTS	257	08/91→11/95	➡			03.0137-3002.2	653002	Ø 180 x 25 - HEB
<b>PORSCHE - 968 06/91→11/95</b>								
 <b>Bremsbackensatz, Feststellbremse</b>								
3.0	176	06/91→11/95				03.0137-3002.2	653002	Ø 180 x 25 - HEB
3.0 Turbo S	224	03/93→11/95						
<b>PORSCHE - BOXSTER (981) 04/12→</b>								
 <b>Bremsbackensatz, Feststellbremse</b>								
2.7	195	04/12→				03.0137-3054.2	653054	Ø 180 x 25 - HEB
GTS 3.4	243	02/14→						
S 3.4	232	04/12→						
<b>Reparaturatz, Automatische Nachstellung</b>								
2.7	195	04/12→				03.0137-9700.2	669700	
GTS 3.4	243	02/14→						
S 3.4	232	04/12→						
<b>PORSCHE - BOXSTER (986) 09/96→12/04</b>								
 <b>Bremsbackensatz, Feststellbremse</b>								
2.5	150	09/96→08/99	➡	→ 07/99		03.0137-0421.2	650421	Ø 164 x 20
2.7	155	06/99→12/02	➡	08/99→ 06/02		03.0137-0421.2	650421	Ø 164 x 20
2.7	162	08/99→07/02	➡	→ 06/02		03.0137-0421.2	650421	Ø 164 x 20
2.7	168	07/02→12/04	➡			03.0137-0421.2	650421	Ø 164 x 20
S 3.2	191	07/02→12/04	➡			03.0137-3002.2	653002	Ø 180 x 25 - HEB
S 3.2	196	01/04→12/04						
<b>PORSCHE - BOXSTER (987) 11/04→12/11</b>								
 <b>Bremsbackensatz, Feststellbremse</b>								
2.7	176	11/04→12/06	➡	→ 07/06		03.0137-3002.2	653002	Ø 180 x 25 - HEB
S 3.2	206	11/04→12/06						
2.7	180	07/06→12/09	➡			03.0137-3002.2	653002	Ø 180 x 25 - HEB
S 3.4	217	07/06→12/09						
2.9	188	06/09→12/11	➡	→ 09/11		03.0137-3002.2	653002	Ø 180 x 25 - HEB
S 3.4	228	06/09→12/11						
S 3.4	223	08/08→12/09	➡	06/09→		03.0137-3002.2	653002	Ø 180 x 25 - HEB
<b>PORSCHE - BOXSTER Spyder (981) 07/15→</b>								
 <b>Bremsbackensatz, Feststellbremse</b>								
3.8	276	07/15→	➡			03.0137-3054.2	653054	Ø 180 x 25 - HEB
<b>Reparaturatz, Automatische Nachstellung</b>								
3.8	276	07/15→				03.0137-9700.2	669700	
<b>PORSCHE - BOXSTER Spyder (987) 09/07→12/11</b>								
 <b>Bremsbackensatz, Feststellbremse</b>								
3.4 RS 60	223	09/07→12/08	➡	08/08→		03.0137-3002.2	653002	Ø 180 x 25 - HEB
<b>PORSCHE - CAYENNE (9PA) 09/02→09/10</b>								
 <b>Bremsbackensatz, Feststellbremse</b>								
3.0 TDI	176	02/09→09/10	➡	→ 04/10		03.0137-0451.2	650451	Ø 210 x 30
3.6	213	02/07→09/10						
GTS 4.8	298	10/07→09/10						
S 4.8	283	02/07→09/10						
Turbo S 4.8	368	02/07→09/10						
↓								








	kW			 	! #		
<b>PORSCHE - CAYENNE (9PA) 09/02→09/10</b>							
 <b>Bremsbackensatz, Feststellbremse</b>							
3.2	177	08/03→09/07	➡	10/03→ 12/06		<b>03.0137-0451.2 650451</b>	Ø 210 x 30
3.2	184	10/03→09/07	➡	→ 12/06		<b>03.0137-0451.2 650451</b>	Ø 210 x 30
S 4.5	250	09/02→09/07					
Turbo 4.5	331	09/02→09/07					
<b>Zubehörsatz, Feststellbremsbacken</b>							
3.0 TDI	176	02/09→09/10	➡	→ 04/10		<b>03.0137-9288.2 669288</b>	
3.6	213	02/07→09/10					
GTS 4.8	298	10/07→09/10					
S 4.8	283	02/07→09/10					
Turbo S 4.8	368	02/07→09/10					
3.2	177	08/03→09/07	➡	10/03→ 12/06		<b>03.0137-9288.2 669288</b>	
3.2	184	10/03→09/07	➡	→ 12/06		<b>03.0137-9288.2 669288</b>	
S 4.5	250	09/02→09/07					
Turbo 4.5	331	09/02→09/07					
<b>Reparaturatz, Automatische Nachstellung</b>							
3.0 TDI	176	02/09→09/10		→ 04/10		<b>03.0137-9700.2 669700</b>	
3.6	213	02/07→09/10				<b>03.0137-9702.2 669702</b>	
GTS 4.8	298	10/07→09/10					
S 4.8	283	02/07→09/10					
Turbo S 4.8	368	02/07→09/10					
3.2	177	08/03→09/07		10/03→ 12/06		<b>03.0137-9700.2 669700</b>	
						<b>03.0137-9702.2 669702</b>	
3.2	184	10/03→09/07		→ 12/06		<b>03.0137-9700.2 669700</b>	
S 4.5	250	09/02→09/07				<b>03.0137-9702.2 669702</b>	
Turbo 4.5	331	09/02→09/07					
<b>PORSCHE - CAYENNE (92A) 06/10→</b>							
 <b>Bremsbackensatz, Feststellbremse</b>							
3.0 Diesel	155	06/10→		→ 12/10		<b>03.0137-3019.2 653019</b>	Ø 210 x 30 - HEB
3.0 Diesel	176	06/10→					
3.0 S E-Hybrid	245	06/10→		01/11→		<b>03.0137-3019.2 653019</b>	Ø 210 x 30 - HEB
3.6	220	06/10→					
4.8 S	294	06/10→					
4.8 Turbo	368	06/10→					
4.8 Turbo	397	06/10→					
3.0 Diesel	180	06/11→				<b>03.0137-3019.2 653019</b>	Ø 210 x 30 - HEB
3.0 Diesel	193	10/14→					
3.0 S E-Hybrid	306	10/14→					
3.6 GTS	324	02/15→					
3.6 S	309	10/14→					
4.2 S Diesel	281	10/12→					
4.2 S Diesel	283	10/14→					
4.8 GTS	309	06/12→					
4.8 Turbo	382	10/14→					
4.8 Turbo S	405	10/12→					
4.8 Turbo S	419	01/15→					
3.0 Diesel	184	08/14→		10/14→		<b>03.0137-3019.2 653019</b>	Ø 210 x 30 - HEB
<b>Zubehörsatz, Feststellbremsbacken</b>							
3.0 Diesel	155	06/10→		→ 12/10		<b>03.0137-9288.2 669288</b>	
3.0 Diesel	176	06/10→					
3.0 S E-Hybrid	245	06/10→					
3.6	220	06/10→					
4.8 S	294	06/10→					
4.8 Turbo	368	06/10→					
4.8 Turbo	397	06/10→					
<b>PORSCHE - CAYMAN (981) 03/13→</b>							
 <b>Bremsbackensatz, Feststellbremse</b>							
2.7	202	03/13→				<b>03.0137-3054.2 653054</b>	Ø 180 x 25 - HEB
3.8 GT4	283	01/15→					
GTS 3.4	250	02/14→					
S 3.4	239	03/13→					
<b>Reparaturatz, Automatische Nachstellung</b>							
2.7	202	03/13→				<b>03.0137-9700.2 669700</b>	
3.8 GT4	283	01/15→					
GTS 3.4	250	02/14→					
S 3.4	239	03/13→					
<b>PORSCHE - CAYMAN (987) 11/05→12/13</b>							
 <b>Bremsbackensatz, Feststellbremse</b>							
2.7	180	07/06→12/09	➡			<b>03.0137-3002.2 653002</b>	Ø 180 x 25 - HEB
S 3.4	217	11/05→12/09					













	kw			 	! #		
<b>PORSCHE - PANAMERA (970) 09/09→10/16</b>							
 <b>Bremsbackensatz, Feststellbremse</b>							
3.0 4S	309	07/13→10/16	➔			03.0137-3054.2 653054	Ø 180 x 25 - HEB
3.0 D	155	08/11→07/13					
3.0 D	184	08/11→07/13					
3.0 S	309	07/13→10/16					
3.0 S E-Hybrid	245	03/11→07/13					
3.0 S E-Hybrid	279	03/11→07/13					
3.0 S E-Hybrid	306	07/13→10/16					
3.6	220	05/10→07/13					
3.6	228	07/13→10/16					
3.6 4	220	05/10→07/13					
3.6 4	228	07/13→10/16					
4.8 4S	294	09/09→07/13					
4.8 GTS	316	01/12→07/13					
4.8 GTS	324	07/13→10/16					
4.8 S	294	09/09→07/13					
4.8 Turbo	368	09/09→07/13					
4.8 Turbo	382	07/13→10/16					
4.8 Turbo	397	08/10→07/13					
4.8 Turbo S	404	05/11→07/13					
3.0 D	221	07/13→10/16	➔	01/14→		03.0137-3054.2 653054	Ø 180 x 25 - HEB
4.8 Turbo S	419	07/13→10/16					
<b>PORSCHE - PANAMERA (971) 11/16→</b>							
<b>Reparaturatz, Automatische Nachstellung</b>							
2.9 4 E-Hybrid	243	11/16→				03.0137-9700.2 669700	
2.9 4 E-Hybrid	340	11/16→					
2.9 4S	324	11/16→					
3.0	243	11/16→					
3.0 4	243	11/16→					
4.0 4S Diesel	310	11/16→					
4.0 Turbo	404	11/16→					
<b>PROTON - PERSONA 300 (C9_M) 03/96→07/04</b>							
 <b>Radbremszylinder</b>							
313i	55	03/96→01/00	➔			24.3219-1752.3 020505	Ø 19,05 GG
315 GLi/GLSi	66	03/96→07/00					
315 GLSi	64	09/96→07/00					
<b>Zubehörsatz, Bremsbacken</b>							
313i	55	03/96→01/00	➔			03.0137-9107.2 669107	
315 GLi/GLSi	66	03/96→07/00					
315 GLSi	64	09/96→07/00					
 <b>Bremsbackensatz</b>							
313i	55	03/96→01/00	➔			03.0137-0216.2 650216	Ø 180 x 37 + HEB
315 GLi/GLSi	66	03/96→07/00					
315 GLSi	64	09/96→07/00					
<b>PROTON - PERSONA 400 (C9_S) 01/94→02/08</b>							
 <b>Radbremszylinder</b>							
413	55	01/94→06/03	➔	→ 07/00		24.3219-1752.3 020505	Ø 19,05 GG
415 GLi/GLSi	66	01/94→07/00	➔			24.3219-1752.3 020505	Ø 19,05 GG
420 TD	60	09/96→07/00					
420 GLS D	48	05/96→04/99	➔	09/96→		24.3219-1752.3 020505	Ø 19,05 GG
<b>Zubehörsatz, Bremsbacken</b>							
413	55	01/94→06/03	➔	→ 07/00		03.0137-9107.2 669107	
415 GLi/GLSi	66	01/94→07/00	➔			03.0137-9107.2 669107	
420 TD	60	09/96→07/00					
420 GLS D	48	05/96→04/99	➔	09/96→		03.0137-9107.2 669107	
 <b>Bremsbackensatz</b>							
413	55	01/94→06/03	➔	→ 07/00		03.0137-0216.2 650216	Ø 180 x 37 + HEB
415 GLi/GLSi	66	01/94→07/00	➔			03.0137-0216.2 650216	Ø 180 x 37 + HEB
420 TD	60	09/96→07/00					
420 GLS D	48	05/96→04/99	➔	09/96→		03.0137-0216.2 650216	Ø 180 x 37 + HEB
<b>PROTON - PERSONA 400 Hatchback (C9_C, C9_S) 01/94→02/08</b>							
 <b>Radbremszylinder</b>							
413 GLSi	55	01/94→01/00	➔			24.3219-1752.3 020505	Ø 19,05 GG
415 GLi/GLSi	66	01/94→07/00					
420 D	60	09/96→07/00					
420 GLS D	48	05/96→04/99	➔	09/96→		24.3219-1752.3 020505	Ø 19,05 GG
↓							











	kw					! #		
<b>PROTON - PERSONA 400 Hatchback (C9_C, C9_S) 01/94→02/08</b>								
<b>Zubehörsatz, Bremsbacken</b>								
413 GLSi	55	01/94→01/00	➔			03.0137-9107.2	669107	
415 GLi/GLSi	66	01/94→07/00						
420 D	60	09/96→07/00						
420 GLS D	48	05/96→04/99	➔	09/96→		03.0137-9107.2	669107	
<b> Bremsbackensatz</b>								
413 GLSi	55	01/94→01/00	➔			03.0137-0216.2	650216	Ø 180 x 37 + HEB
415 GLi/GLSi	66	01/94→07/00						
420 D	60	09/96→07/00						
420 GLS D	48	05/96→04/99	➔	09/96→		03.0137-0216.2	650216	Ø 180 x 37 + HEB
<b>PROTON - WIRA 05/95→</b>								
<b> Radbremszylinder</b>								
1.3	55	08/00→	➔	→ 09/05		24.3219-1752.3	020505	Ø 19,05 GG
1.5	64	08/00→						
<b>PROTON - WIRA Hatchback 01/00→</b>								
<b> Radbremszylinder</b>								
1.3	55	08/00→	➔	→ 09/05		24.3219-1752.3	020505	Ø 19,05 GG
1.5	64	08/00→						
<b>RENAULT - 19 II (B/C53_) 01/91→06/01</b>								
<b> Radbremszylinder</b>								
1.2	40	04/92→12/95	➔	 ; 05/92→		24.3220-1615.3	020242	TRW Ø 20,64 GG
						24.3220-1617.3	020244	BDX Ø 20,64 GG
			➔			24.3220-1615.3	020242	TRW Ø 20,64 GG
						24.3220-1617.3	020244	BDX Ø 20,64 GG
1.4	57	05/93→12/98	➔	 ; 09/94→ 12/95; - ABS		24.3220-1615.3	020242	TRW Ø 20,64 GG
						24.3220-1617.3	020244	BDX Ø 20,64 GG
			➔	 ; 09/94→ 12/95; - ABS		24.3220-1616.3	020243	TRW Ø 20,64 GG
						24.3220-1618.3	020245	BDX Ø 20,64 GG
1.4	59	01/92→12/95	➔	 ; 09/94→; - ABS		24.3220-1615.3	020242	TRW Ø 20,64 GG
						24.3220-1617.3	020244	BDX Ø 20,64 GG
			➔	 ; 09/94→; - ABS		24.3220-1616.3	020243	TRW Ø 20,64 GG
						24.3220-1618.3	020245	BDX Ø 20,64 GG
1.4 (B/C532)	43	04/92→12/95	➔			24.3220-1615.3	020242	TRW Ø 20,64 GG
						24.3220-1617.3	020244	BDX Ø 20,64 GG
			➔			24.3220-1616.3	020243	TRW Ø 20,64 GG
						24.3220-1618.3	020245	BDX Ø 20,64 GG
1.4 (B/C535) 1.8 (5/353A)	55 66	01/92→12/95 04/92→12/95	➔	 ; 09/94→; - ABS		24.3220-1615.3	020242	TRW Ø 20,64 GG
						24.3220-1617.3	020244	BDX Ø 20,64 GG
			➔	 ; 09/94→; - ABS		24.3220-1616.3	020243	TRW Ø 20,64 GG
						24.3220-1618.3	020245	BDX Ø 20,64 GG
1.7 (B/C53B)	54	04/92→12/95	➔			24.3220-1615.3	020242	TRW Ø 20,64 GG
						24.3220-1617.3	020244	BDX Ø 20,64 GG
			➔	 ; - ABS		24.3220-1615.3	020242	TRW Ø 20,64 GG
						24.3220-1617.3	020244	BDX Ø 20,64 GG
			➔	; - ABS		24.3220-1616.3	020243	TRW Ø 20,64 GG
						24.3220-1618.3	020245	BDX Ø 20,64 GG
1.8 (B/C53Y)	65	04/92→12/95	➔	; 05/92→; - ABS		24.3220-1615.3	020242	TRW Ø 20,64 GG
						24.3220-1617.3	020244	BDX Ø 20,64 GG
			➔	; 05/92→; - ABS		24.3220-1616.3	020243	TRW Ø 20,64 GG
						24.3220-1618.3	020245	BDX Ø 20,64 GG
↓								











	kw			 	! #		
<b>RENAULT - 19 II (B/C53_) 01/91→06/01</b>							
<b> Radbremszylinder</b>							
1.9 D (B/C53J)	47	04/92→12/95	➔	☐; - ABS	24.3220-1615.3 020242	TRW Ø 20,64 GG	
			➔	☐; 05/92→	24.3220-1617.3 020244	BDX Ø 20,64 GG	
			➔	☐; 05/92→; - ABS	24.3220-1615.3 020242	TRW Ø 20,64 GG	
			➔	☐	24.3220-1617.3 020244	BDX Ø 20,64 GG	
			➔	☐; 05/92→; - ABS	24.3220-1616.3 020243	TRW Ø 20,64 GG	
			➔	☐; - ABS	24.3220-1618.3 020245	BDX Ø 20,64 GG	
			➔	☐; 05/92→	24.3220-1616.3 020243	TRW Ø 20,64 GG	
			➔	☐	24.3220-1618.3 020245	BDX Ø 20,64 GG	
1.9 dT (B/C53T)	66	04/92→12/95	➔	☐	24.3220-1617.3 020244	BDX Ø 20,64 GG	
			➔	☐	24.3220-1618.3 020245	BDX Ø 20,64 GG	
<b>Zubehörsatz, Bremsbacken</b>							
1.2	40	04/92→12/95	➔		03.0137-9056.2 669056	TRW	
1.4 (B/C532)	43	04/92→12/95	➔		03.0137-9086.2 669086	BDX	
1.4	57	05/93→12/98	➔	09/94→ 12/95; - ABS	03.0137-9056.2 669056	TRW	
					03.0137-9086.2 669086	BDX	
1.4 (B/C535)	59	01/92→12/95	➔	09/94→; - ABS	03.0137-9056.2 669056	TRW	
	55	01/92→12/95			03.0137-9086.2 669086	BDX	
1.7 (B/C53B)	54	04/92→12/95	➔	- ABS	03.0137-9056.2 669056	TRW	
					03.0137-9086.2 669086	BDX	
1.8 (5/353A)	66	04/92→12/95	➔	09/94→; - ABS	03.0137-9056.2 669056	TRW	
					03.0137-9086.2 669086	BDX	
					03.0137-9125.2 669125	BDX	
1.8 (5/353F, B/C538)	79	05/94→12/95	➔	- ABS	03.0137-9125.2 669125	BDX	
1.8 (B/C53Y)	65	04/92→12/95	➔	05/92→; - ABS	03.0137-9056.2 669056	TRW	
					03.0137-9086.2 669086	BDX	
1.9 D (B/C53J)	47	04/92→12/95	➔		03.0137-9056.2 669056	TRW	
				➔	- ABS	03.0137-9086.2 669086	BDX
1.9 dT (B/C53T)	66	04/92→12/95	➔		03.0137-9056.2 669056	TRW	
				➔	05/92→; - ABS	03.0137-9086.2 669086	BDX
➔		03.0137-9125.2 669125	BDX				
<b> Bremstrommel</b>							
1.2	40	04/92→12/95	➔		24.0218-0032.1 480118	Ø 180,0 x 53,5 / 181 - RLG	
1.4 (B/C532)	43	04/92→12/95			24.0218-0732.2 480207	Ø 180,0 x 53,5 / 181 + RLG	
1.4	57	05/93→12/98	➔	→ 12/95; - ABS	24.0218-0032.1 480118	Ø 180,0 x 53,5 / 181 - RLG	
					24.0218-0732.2 480207	Ø 180,0 x 53,5 / 181 + RLG	
1.4 (B/C535)	59	01/92→12/95	➔	- ABS	24.0218-0032.1 480118	Ø 180,0 x 53,5 / 181 - RLG	
	55	01/92→12/95			24.0218-0732.2 480207	Ø 180,0 x 53,5 / 181 + RLG	
1.7 (B/C53B)	54	04/92→12/95	➔		24.0218-0732.2 480207	Ø 180,0 x 53,5 / 181 + RLG	
1.8 (5/353A)	66	04/92→12/95	➔	09/94→; - ABS	24.0218-0032.1 480118	Ø 180,0 x 53,5 / 181 - RLG	
					24.0218-0732.2 480207	Ø 180,0 x 53,5 / 181 + RLG	
1.8 (5/353F, B/C538)	79	05/94→12/95	➔	- ABS	24.0220-3021.1 480127	Ø 203,0 x 48 / 204,5 - RLG / - ABS Ring	
					➔	09/94→; - ABS	24.0220-3021.1 480127
1.8 (B/C53Y)	65	04/92→12/95	➔	05/92→; - ABS	24.0218-0032.1 480118	Ø 180,0 x 53,5 / 181 - RLG	
					24.0218-0732.2 480207	Ø 180,0 x 53,5 / 181 + RLG	
1.9 D (B/C53J)	47	04/92→12/95	➔		24.0218-0032.1 480118	Ø 180,0 x 53,5 / 181 - RLG	
				➔	- ABS	24.0218-0732.2 480207	Ø 180,0 x 53,5 / 181 + RLG
↓					24.0218-0032.1 480118	Ø 180,0 x 53,5 / 181 - RLG	
					24.0218-0732.2 480207	Ø 180,0 x 53,5 / 181 + RLG	






















	kw			 	! #		
<b>RENAULT - 19 II (B/C53_) 01/91→06/01</b>							
<b>Bremstrommel</b>							
1.9 dT (B/C53T)	66	04/92→12/95	➔	→ 04/92		24.0218-0032.1 480118 24.0218-0732.2 480207	Ø 180,0 x 53,5 / 181 - RLG Ø 180,0 x 53,5 / 181 + RLG
			➔	05/92→; - ABS		24.0220-3021.1 480127	Ø 203,0 x 48 / 204,5 - RLG / - ABS Ring
<b>Bremsbackensatz</b>							
1.2	40	04/92→12/95	➔			03.0137-0201.2 650201 03.0137-0209.2 650209 03.0520-2920.3 692920	TRW Ø 180 x 41 + HEB BDX Ø 180 x 42 TRW Ø 180 x 41 Ø 20,64 + RZ / + Zub TopKit
			➔	05/92→		03.0520-2020.3 692020 03.0520-2920.3 692920	BDX Ø 180 x 42 Ø 20,64 + RZ / + Zub TopKit TRW Ø 180 x 41 Ø 20,64 + RZ / + Zub TopKit
1.4	57	05/93→12/98	➔	09/94→ 12/95; - ABS		03.0137-0201.2 650201 03.0137-0209.2 650209 03.0520-2020.3 692020 03.0520-2920.3 692920	TRW Ø 180 x 41 + HEB BDX Ø 180 x 42 BDX Ø 180 x 42 Ø 20,64 + RZ / + Zub TopKit TRW Ø 180 x 41 Ø 20,64 + RZ / + Zub TopKit
1.4 1.4 (B/C535)	59 55	01/92→12/95 01/92→12/95	➔	09/94→; - ABS		03.0137-0201.2 650201 03.0137-0209.2 650209 03.0520-2020.3 692020 03.0520-2920.3 692920	TRW Ø 180 x 41 + HEB BDX Ø 180 x 42 BDX Ø 180 x 42 Ø 20,64 + RZ / + Zub TopKit TRW Ø 180 x 41 Ø 20,64 + RZ / + Zub TopKit
1.4 (B/C532)	43	04/92→12/95	➔			03.0137-0201.2 650201 03.0137-0209.2 650209 03.0520-2920.3 692920	TRW Ø 180 x 41 + HEB BDX Ø 180 x 42 TRW Ø 180 x 41 Ø 20,64 + RZ / + Zub TopKit
1.7 (B/C53B)	54	04/92→12/95	➔	- ABS		03.0137-0201.2 650201 03.0137-0209.2 650209 03.0520-2920.3 692920	TRW Ø 180 x 41 + HEB BDX Ø 180 x 42 TRW Ø 180 x 41 Ø 20,64 + RZ / + Zub TopKit
			➔			03.0520-2020.3 692020 03.0520-2920.3 692920	BDX Ø 180 x 42 Ø 20,64 + RZ / + Zub TopKit TRW Ø 180 x 41 Ø 20,64 + RZ / + Zub TopKit
1.8 (5/353A)	66	04/92→12/95	➔	09/94→; - ABS		03.0137-0201.2 650201 03.0137-0209.2 650209 03.0137-0211.2 650211 03.0520-1919.3 691919 03.0520-2020.3 692020 03.0520-2920.3 692920	TRW Ø 180 x 41 + HEB BDX Ø 180 x 42 BDX Ø 203 x 39 BDX Ø 203 x 39 Ø 19,05 + RZ / + Zub TopKit BDX Ø 180 x 42 Ø 20,64 + RZ / + Zub TopKit TRW Ø 180 x 41 Ø 20,64 + RZ / + Zub TopKit
1.8 (5/353F, B/C538)	79	05/94→12/95	➔	- ABS		03.0137-0211.2 650211 03.0520-1919.3 691919	BDX Ø 203 x 39 BDX Ø 203 x 39 Ø 19,05 + RZ / + Zub TopKit
1.8 (B/C53Y)	65	04/92→12/95	➔	05/92→; - ABS		03.0137-0201.2 650201 03.0137-0209.2 650209 03.0520-2020.3 692020 03.0520-2920.3 692920	TRW Ø 180 x 41 + HEB BDX Ø 180 x 42 BDX Ø 180 x 42 Ø 20,64 + RZ / + Zub TopKit TRW Ø 180 x 41 Ø 20,64 + RZ / + Zub TopKit
1.9 D (B/C53J)	47	04/92→12/95	➔			03.0137-0201.2 650201 03.0137-0209.2 650209 03.0520-2920.3 692920	TRW Ø 180 x 41 + HEB BDX Ø 180 x 42 TRW Ø 180 x 41 Ø 20,64 + RZ / + Zub TopKit
			➔	- ABS		03.0137-0201.2 650201 03.0137-0209.2 650209 03.0520-2920.3 692920	TRW Ø 180 x 41 + HEB BDX Ø 180 x 42 TRW Ø 180 x 41 Ø 20,64 + RZ / + Zub TopKit
			➔	05/92→; - ABS		03.0520-2020.3 692020 03.0520-2920.3 692920	BDX Ø 180 x 42 Ø 20,64 + RZ / + Zub TopKit TRW Ø 180 x 41 Ø 20,64 + RZ / + Zub TopKit
















	kw			 	! #		
<b>RENAULT - 19 II (B/C53_) 01/91→06/01</b>							
 <b>Bremsbackensatz</b>							
1.9 D (B/C53J)	47	04/92→12/95	➔	05/92→		03.0520-2020.3 692020 03.0520-2920.3 692920	BDX Ø 180 x 42 Ø 20,64 + RZ / + Zub TopKit TRW Ø 180 x 41 Ø 20,64 + RZ / + Zub TopKit
1.9 dT (B/C53T)	66	04/92→12/95	➔			03.0137-0201.2 650201 03.0137-0209.2 650209	TRW Ø 180 x 41 + HEB BDX Ø 180 x 42
			➔	05/92→; - ABS		03.0137-0211.2 650211 03.0520-1919.3 691919	BDX Ø 203 x 39 BDX Ø 203 x 39 Ø 19,05 + RZ / + Zub TopKit
 <b>Seilzug, Feststellbremse</b>							
1.2 1.4 (B/C53Z)	40 43	04/92→12/95 04/92→12/95	➔	⏴; Trommelbremse	2	24.3727-1012.2 581012	L= 1.564
1.4	57	05/93→12/98	➔	⏴; → 12/95; - ABS; Trommelbremse	2	24.3727-1012.2 581012	L= 1.564
1.4	59	01/92→12/95	➔	⏴; - ABS; Trommelbremse	2	24.3727-1012.2 581012	L= 1.564
1.4 (B/C53S)	55	01/92→12/95	➔	⏴; + ABS; Scheibenbremse	2	24.3727-1011.2 581011	L= 1.564
1.7 (B/C53B)	54	04/92→12/95	➔	⏴; - ABS; Trommelbremse	2	24.3727-1012.2 581012	L= 1.564
1.7 (B/C53C)	66	04/92→12/95	➔	⏴; - ABS; Trommelbremse	2	24.3727-1012.2 581012	L= 1.564
1.9 D (B/C53J)	47	04/92→12/95	➔				
1.9 dT (B/C53T)	66	04/92→12/95	➔				
1.8 (5/353A)	66	04/92→12/95	➔	⏴; 09/94→; + ABS; Scheibenbremse	2	24.3727-1011.2 581011	L= 1.564
			➔	⏴; 09/94→; - ABS; Trommelbremse	2	24.3727-1012.2 581012	L= 1.564
1.8 (B/C53Y)	65	04/92→12/95	➔	⏴; 05/92→; + ABS; Scheibenbremse	2	24.3727-1011.2 581011	L= 1.564
			➔	⏴; 05/92→; - ABS; Trommelbremse	2	24.3727-1012.2 581012	L= 1.564
1.8 16V (B/C53D)	99	04/92→12/95	➔	⏴; Scheibenbremse	2	24.3727-1011.2 581011	L= 1.564
<b>RENAULT - 19 II Cabriolet (D53_, 853_) 04/92→06/01</b>							
 <b>Radbremszylinder</b>							
1.8 (853A)	66	09/93→06/96	➔	⏴; - ABS		24.3220-1615.3 020242 24.3220-1617.3 020244	TRW Ø 20,64 GG BDX Ø 20,64 GG
			➔	⏴; - ABS		24.3220-1616.3 020243 24.3220-1618.3 020245	TRW Ø 20,64 GG BDX Ø 20,64 GG
1.8 (D53Y)	65	04/92→06/96	➔	⏴; → 12/94; - ABS		24.3220-1615.3 020242 24.3220-1617.3 020244	TRW Ø 20,64 GG BDX Ø 20,64 GG
			➔	⏴; → 12/94; - ABS		24.3220-1616.3 020243 24.3220-1618.3 020245	TRW Ø 20,64 GG BDX Ø 20,64 GG
<b>Zubehörsatz, Bremsbacken</b>							
1.8 (853A)	66	09/93→06/96	➔	- ABS		03.0137-9056.2 669056 03.0137-9086.2 669086	TRW BDX
1.8 (D53V, 853F, D53C)	79	07/94→06/96	➔	09/94→; - ABS		03.0137-9125.2 669125	BDX
1.8 (D53Y)	65	04/92→06/96	➔	→ 12/94; - ABS		03.0137-9056.2 669056 03.0137-9086.2 669086	TRW BDX
 <b>Bremstrommel</b>							
1.8 (853A)	66	09/93→06/96	➔	- ABS		24.0218-0032.1 480118 24.0218-0732.2 480207	Ø 180,0 x 53,5 / 181 - RLG Ø 180,0 x 53,5 / 181 + RLG
1.8 (D53V, 853F, D53C)	79	07/94→06/96	➔	09/94→; - ABS		24.0220-3021.1 480127	Ø 203,0 x 48 / 204,5 - RLG / - ABS Ring
1.8 (D53Y)	65	04/92→06/96	➔	→ 12/94; - ABS		24.0218-0032.1 480118 24.0218-0732.2 480207	Ø 180,0 x 53,5 / 181 - RLG Ø 180,0 x 53,5 / 181 + RLG
 <b>Bremsbackensatz</b>							
1.8 (853A)	66	09/93→06/96	➔	- ABS		03.0137-0201.2 650201 03.0137-0209.2 650209 03.0520-2020.3 692020 03.0520-2920.3 692920	TRW Ø 180 x 41 + HEB BDX Ø 180 x 42 BDX Ø 180 x 42 Ø 20,64 + RZ / + Zub TopKit TRW Ø 180 x 41 Ø 20,64 + RZ / + Zub TopKit
1.8 (D53V, 853F, D53C)	79	07/94→06/96	➔	09/94→; - ABS		03.0137-0211.2 650211 03.0520-1919.3 691919	BDX Ø 203 x 39 BDX Ø 203 x 39 Ø 19,05 + RZ / + Zub TopKit
1.8 (D53Y)	65	04/92→06/96	➔	→ 12/94; - ABS		03.0137-0201.2 650201 03.0137-0209.2 650209	TRW Ø 180 x 41 + HEB BDX Ø 180 x 42
↓							












	kw			 	! #					
<b>RENAULT - 19 II Cabriolet (D53_, 853_) 04/92→06/01</b>										
 <b>Bremsbackensatz</b>										
1.8 (D53Y)	65	04/92→06/96	➔	→ 12/94; - ABS		03.0520-2020.3 692020 03.0520-2920.3 692920	BDX Ø 180 x 42 Ø 20,64 + RZ / + Zub TopKit TRW Ø 180 x 41 Ø 20,64 + RZ / + Zub TopKit			
 <b>Seilzug, Feststellbremse</b>										
1.8 1.8 16V (D53D)	86 99	01/95→06/01 04/92→06/96	➔	☑; → 03/95; Scheibenbremse	2	24.3727-1011.2 581011	L= 1.564			
1.8 (853A)	66	09/93→06/96	➔	☑; + ABS; Scheibenbremse	2	24.3727-1011.2 581011	L= 1.564			
			➔	☑; - ABS; Trommelbremse	2	24.3727-1012.2 581012	L= 1.564			
1.8 (D53V, 853F, D53C)	79	07/94→06/96	➔	☑; 09/94→; Scheibenbremse	2	24.3727-1011.2 581011	L= 1.564			
1.8 (D53Y)	65	04/92→06/96	➔	☑; → 12/94; + ABS; Scheibenbremse	2	24.3727-1011.2 581011	L= 1.564			
			➔	☑; → 12/94; - ABS; Trommelbremse	2	24.3727-1012.2 581012	L= 1.564			
<b>RENAULT - 19 II Chamade (L53_) 04/92→08/03</b>										
 <b>Radbremsszylinder</b>										
1.4 (532)	43	04/92→12/95	➔	☑; 05/92→		24.3220-1615.3 020242 24.3220-1617.3 020244	TRW Ø 20,64 GG BDX Ø 20,64 GG			
			➔	☑		24.3220-1615.3 020242 24.3220-1617.3 020244	TRW Ø 20,64 GG BDX Ø 20,64 GG			
			➔	☑; - ABS		24.3220-1615.3 020242 24.3220-1617.3 020244	TRW Ø 20,64 GG BDX Ø 20,64 GG			
			➔	☑; - ABS		24.3220-1616.3 020243 24.3220-1618.3 020245	TRW Ø 20,64 GG BDX Ø 20,64 GG			
			➔	☑; 05/92→		24.3220-1616.3 020243 24.3220-1618.3 020245	TRW Ø 20,64 GG BDX Ø 20,64 GG			
			➔	☑		24.3220-1616.3 020243 24.3220-1618.3 020245	TRW Ø 20,64 GG BDX Ø 20,64 GG			
			1.4 (L535)	55	11/93→12/95	➔	☑; 09/94→; - ABS		24.3220-1615.3 020242 24.3220-1617.3 020244	TRW Ø 20,64 GG BDX Ø 20,64 GG
						➔	☑		24.3220-1615.3 020242 24.3220-1617.3 020244	TRW Ø 20,64 GG BDX Ø 20,64 GG
➔	☑; - ABS					24.3220-1615.3 020242 24.3220-1617.3 020244	TRW Ø 20,64 GG BDX Ø 20,64 GG			
➔	☑; 09/94→; - ABS					24.3220-1616.3 020243 24.3220-1618.3 020245	TRW Ø 20,64 GG BDX Ø 20,64 GG			
➔	☑; - ABS					24.3220-1616.3 020243 24.3220-1618.3 020245	TRW Ø 20,64 GG BDX Ø 20,64 GG			
➔	☑					24.3220-1616.3 020243 24.3220-1618.3 020245	TRW Ø 20,64 GG BDX Ø 20,64 GG			
1.7	55	05/92→11/95				➔	☑; - ABS		24.3220-1615.3 020242	TRW Ø 20,64 GG
						➔	☑; - ABS		24.3220-1616.3 020243	TRW Ø 20,64 GG
1.7 (L53B) 1.7 (L53C)	54 66	04/92→12/95 04/92→12/95	➔	☑; - ABS		24.3220-1615.3 020242 24.3220-1617.3 020244	TRW Ø 20,64 GG BDX Ø 20,64 GG			
			➔	☑; - ABS		24.3220-1616.3 020243 24.3220-1618.3 020245	TRW Ø 20,64 GG BDX Ø 20,64 GG			
1.8 (453A/F)	66	04/92→12/95	➔	☑; 09/94→; - ABS		24.3220-1615.3 020242 24.3220-1617.3 020244	TRW Ø 20,64 GG BDX Ø 20,64 GG			
			➔	☑; 09/94→; - ABS		24.3220-1616.3 020243 24.3220-1618.3 020245	TRW Ø 20,64 GG BDX Ø 20,64 GG			
			➔	☑; 09/94→; - ABS		24.3220-1616.3 020243 24.3220-1618.3 020245	TRW Ø 20,64 GG BDX Ø 20,64 GG			
1.8 (L53Y)	65	04/92→12/95	➔	☑; 05/92→; - ABS		24.3220-1615.3 020242 24.3220-1617.3 020244	TRW Ø 20,64 GG BDX Ø 20,64 GG			
			➔	☑; 05/92→; - ABS		24.3220-1616.3 020243 24.3220-1618.3 020245	TRW Ø 20,64 GG BDX Ø 20,64 GG			
			➔	☑; 05/92→; - ABS		24.3220-1616.3 020243 24.3220-1618.3 020245	TRW Ø 20,64 GG BDX Ø 20,64 GG			
1.9 D (L53J)	47	04/92→12/95	➔	☑; 05/92→; - ABS		24.3220-1615.3 020242 24.3220-1617.3 020244	TRW Ø 20,64 GG BDX Ø 20,64 GG			
			➔	☑; - ABS		24.3220-1615.3 020242 24.3220-1617.3 020244	TRW Ø 20,64 GG BDX Ø 20,64 GG			
			➔	☑; - ABS		24.3220-1616.3 020243 24.3220-1618.3 020245	TRW Ø 20,64 GG BDX Ø 20,64 GG			
			➔	☑; 05/92→; - ABS		24.3220-1616.3 020243 24.3220-1618.3 020245	TRW Ø 20,64 GG BDX Ø 20,64 GG			
			➔	☑; 05/92→; - ABS		24.3220-1616.3 020243	TRW Ø 20,64 GG			

	kw			 	! #		
<b>RENAULT - 19 II Chamade (L53_) 04/92→08/03</b>							
 <b>Radbremsszylinder</b>							
1.9 D (L53J)	47	04/92→12/95	➡	☐; 05/92→; - ABS		24.3220-1618.3 020245	BDX Ø 20,64 GG
1.9 dT (L53T)	66	04/92→12/95	➡	☐; → 04/92; - ABS		24.3220-1615.3 020242	TRW Ø 20,64 GG
						24.3220-1617.3 020244	BDX Ø 20,64 GG
				☐; → 04/92; - ABS		24.3220-1616.3 020243	TRW Ø 20,64 GG
						24.3220-1618.3 020245	BDX Ø 20,64 GG
<b>Zubehörsatz, Bremsbacken</b>							
1.4	57	10/94→11/95	➡			03.0137-9056.2 669056	TRW
1.4	59	10/94→11/95				03.0137-9086.2 669086	BDX
1.4 (532)	43	04/92→12/95					
1.4 (L535)	55	11/93→12/95	➡			03.0137-9056.2 669056	TRW
						03.0137-9086.2 669086	BDX
				➡	09/94→; - ABS	03.0137-9056.2 669056	TRW
						03.0137-9086.2 669086	BDX
1.7 (L53B)	54	04/92→12/95	➡	- ABS		03.0137-9056.2 669056	TRW
1.7 (L53C)	66	04/92→12/95				03.0137-9086.2 669086	BDX
1.8	79	05/92→11/95	➡	- ABS		03.0137-9125.2 669125	BDX
1.8 (L53V, L538)	79	05/94→12/95					
1.8 (453A/F)	66	04/92→12/95	➡	09/94→; - ABS		03.0137-9056.2 669056	TRW
						03.0137-9086.2 669086	BDX
						03.0137-9125.2 669125	BDX
1.8 (L53Y)	65	04/92→12/95	➡	05/92→; - ABS		03.0137-9056.2 669056	TRW
						03.0137-9086.2 669086	BDX
1.9 D (L53J)	47	04/92→12/95	➡	- ABS		03.0137-9056.2 669056	TRW
						03.0137-9086.2 669086	BDX
				➡	05/92→; - ABS	03.0137-9125.2 669125	BDX
1.9 dT (L53T)	66	04/92→12/95	➡	→ 04/92; - ABS		03.0137-9056.2 669056	TRW
						03.0137-9086.2 669086	BDX
				➡	05/92→; - ABS	03.0137-9125.2 669125	BDX
 <b>Bremstrommel</b>							
1.4	57	10/94→11/95	➡			24.0218-0032.1 480118	Ø 180,0 x 53,5 / 181 - RLG
1.4	59	10/94→11/95				24.0218-0732.2 480207	Ø 180,0 x 53,5 / 181 + RLG
1.4 (532)	43	04/92→12/95					
1.4 (L535)	55	11/93→12/95	➡			24.0218-0032.1 480118	Ø 180,0 x 53,5 / 181 - RLG
						24.0218-0732.2 480207	Ø 180,0 x 53,5 / 181 + RLG
				➡	09/94→; - ABS	24.0218-0032.1 480118	Ø 180,0 x 53,5 / 181 - RLG
						24.0218-0732.2 480207	Ø 180,0 x 53,5 / 181 + RLG
1.7	55	05/92→11/95	➡	- ABS		24.0218-0032.1 480118	Ø 180,0 x 53,5 / 181 - RLG
1.7 (L53B)	54	04/92→12/95				24.0218-0732.2 480207	Ø 180,0 x 53,5 / 181 + RLG
1.7 (L53C)	66	04/92→12/95					
1.8	79	05/92→11/95	➡	- ABS		24.0220-3021.1 480127	Ø 203,0 x 48 / 204,5
1.8 (L53V, L538)	79	05/94→12/95					- RLG / - ABS Ring
1.8 (453A/F)	66	04/92→12/95	➡	09/94→; - ABS		24.0218-0032.1 480118	Ø 180,0 x 53,5 / 181 - RLG
						24.0218-0732.2 480207	Ø 180,0 x 53,5 / 181 + RLG
						24.0220-3021.1 480127	Ø 203,0 x 48 / 204,5
						- RLG / - ABS Ring	
1.8 (L53Y)	65	04/92→12/95	➡	05/92→; - ABS		24.0218-0032.1 480118	Ø 180,0 x 53,5 / 181 - RLG
						24.0218-0732.2 480207	Ø 180,0 x 53,5 / 181 + RLG
1.9 D (L53J)	47	04/92→12/95	➡	- ABS		24.0218-0032.1 480118	Ø 180,0 x 53,5 / 181 - RLG
						24.0218-0732.2 480207	Ø 180,0 x 53,5 / 181 + RLG
				➡	05/92→; - ABS	24.0220-3021.1 480127	Ø 203,0 x 48 / 204,5
						- RLG / - ABS Ring	
1.9 dT (L53T)	66	04/92→12/95	➡	→ 04/92; - ABS		24.0218-0032.1 480118	Ø 180,0 x 53,5 / 181 - RLG
						24.0218-0732.2 480207	Ø 180,0 x 53,5 / 181 + RLG
				➡	05/92→; - ABS	24.0220-3021.1 480127	Ø 203,0 x 48 / 204,5
						- RLG / - ABS Ring	
 <b>Bremsbackensatz</b>							
1.4	57	10/94→11/95	➡			03.0137-0201.2 650201	TRW Ø 180 x 41 + HEB
1.4	59	10/94→11/95				03.0137-0209.2 650209	BDX Ø 180 x 42
1.4 (532)	43	04/92→12/95	➡			03.0137-0201.2 650201	TRW Ø 180 x 41 + HEB
						03.0137-0209.2 650209	BDX Ø 180 x 42
						03.0520-2920.3 692920	TRW Ø 180 x 41 Ø 20,64
						+ RZ / + Zub TopKit	
↓							




































	kw			 	! #		
<b>RENAULT - 19 II Chamade (L53_) 04/92→08/03</b>							
<b> Bremsbackensatz</b>							
1.4 (532)	43	04/92→12/95	➔	05/92→		03.0520-2020.3 692020	BDX Ø 180 x 42 Ø 20,64 + RZ / + Zub TopKit
			➔	- ABS		03.0520-2920.3 692920	TRW Ø 180 x 41 Ø 20,64 + RZ / + Zub TopKit
			➔			03.0520-2920.3 692920	TRW Ø 180 x 41 Ø 20,64 + RZ / + Zub TopKit
1.4 (L535)	55	11/93→12/95	➔			03.0137-0201.2 650201	TRW Ø 180 x 41 + HEB
			➔			03.0137-0209.2 650209	BDX Ø 180 x 42
			➔			03.0520-2020.3 692020	BDX Ø 180 x 42 Ø 20,64 + RZ / + Zub TopKit
			➔			03.0520-2920.3 692920	TRW Ø 180 x 41 Ø 20,64 + RZ / + Zub TopKit
			➔	09/94→; - ABS		03.0137-0201.2 650201	TRW Ø 180 x 41 + HEB
			➔			03.0137-0209.2 650209	BDX Ø 180 x 42
			➔			03.0520-2020.3 692020	BDX Ø 180 x 42 Ø 20,64 + RZ / + Zub TopKit
			➔			03.0520-2920.3 692920	TRW Ø 180 x 41 Ø 20,64 + RZ / + Zub TopKit
			➔	- ABS		03.0520-2920.3 692920	TRW Ø 180 x 41 Ø 20,64 + RZ / + Zub TopKit
1.7	55	05/92→11/95	➔	- ABS		03.0520-2920.3 692920	TRW Ø 180 x 41 Ø 20,64 + RZ / + Zub TopKit
1.7 (L53B)	54	04/92→12/95	➔	- ABS		03.0137-0201.2 650201	TRW Ø 180 x 41 + HEB
1.7 (L53C)	66	04/92→12/95	➔			03.0137-0209.2 650209	BDX Ø 180 x 42
			➔			03.0520-2920.3 692920	TRW Ø 180 x 41 Ø 20,64 + RZ / + Zub TopKit
1.8	79	05/92→11/95	➔	- ABS		03.0137-0211.2 650211	BDX Ø 203 x 39
1.8 (L53V, L538)	79	05/94→12/95	➔			03.0520-1919.3 691919	BDX Ø 203 x 39 Ø 19,05 + RZ / + Zub TopKit
1.8 (453A/F)	66	04/92→12/95	➔	09/94→; - ABS		03.0137-0201.2 650201	TRW Ø 180 x 41 + HEB
			➔			03.0137-0209.2 650209	BDX Ø 180 x 42
			➔			03.0137-0211.2 650211	BDX Ø 203 x 39
			➔			03.0520-1919.3 691919	BDX Ø 203 x 39 Ø 19,05 + RZ / + Zub TopKit
			➔			03.0520-2020.3 692020	BDX Ø 180 x 42 Ø 20,64 + RZ / + Zub TopKit
			➔			03.0520-2920.3 692920	TRW Ø 180 x 41 Ø 20,64 + RZ / + Zub TopKit
1.8 (L53Y)	65	04/92→12/95	➔	05/92→; - ABS		03.0137-0201.2 650201	TRW Ø 180 x 41 + HEB
			➔			03.0137-0209.2 650209	BDX Ø 180 x 42
			➔			03.0520-2020.3 692020	BDX Ø 180 x 42 Ø 20,64 + RZ / + Zub TopKit
			➔			03.0520-2920.3 692920	TRW Ø 180 x 41 Ø 20,64 + RZ / + Zub TopKit
1.9 D (L53J)	47	04/92→12/95	➔	- ABS		03.0137-0201.2 650201	TRW Ø 180 x 41 + HEB
			➔			03.0137-0209.2 650209	BDX Ø 180 x 42
			➔			03.0520-2920.3 692920	TRW Ø 180 x 41 Ø 20,64 + RZ / + Zub TopKit
			➔	05/92→; - ABS		03.0137-0211.2 650211	BDX Ø 203 x 39
			➔			03.0520-1919.3 691919	BDX Ø 203 x 39 Ø 19,05 + RZ / + Zub TopKit
			➔			03.0520-2020.3 692020	BDX Ø 180 x 42 Ø 20,64 + RZ / + Zub TopKit
			➔			03.0520-2920.3 692920	TRW Ø 180 x 41 Ø 20,64 + RZ / + Zub TopKit
1.9 dT (L53T)	66	04/92→12/95	➔	→ 04/92; - ABS		03.0137-0201.2 650201	TRW Ø 180 x 41 + HEB
			➔			03.0137-0209.2 650209	BDX Ø 180 x 42
			➔			03.0520-2020.3 692020	BDX Ø 180 x 42 Ø 20,64 + RZ / + Zub TopKit
			➔			03.0520-2920.3 692920	TRW Ø 180 x 41 Ø 20,64 + RZ / + Zub TopKit
			➔	05/92→; - ABS		03.0137-0211.2 650211	BDX Ø 203 x 39
			➔			03.0520-1919.3 691919	BDX Ø 203 x 39 Ø 19,05 + RZ / + Zub TopKit
<b> Seilzug, Feststellbremse</b>							
1.4	57	10/94→11/95	➔	⏴; Trommelbremse	2	24.3727-1012.2 581012	L= 1.564
1.4	59	10/94→11/95	➔				
↓							








	kW			 	! #		
<b>RENAULT - 19 II Chamade (L53_) 04/92→08/03</b>							
 <b>Seilzug, Feststellbremse</b>							
1.4 (532)	43	04/92→12/95	➡	☑; Trommelbremse	2	24.3727-1012.2 581012	L= 1.564
1.4 (L535)	55	11/93→12/95	➡	☑; + ABS; Scheibenbremse	2	24.3727-1011.2 581011	L= 1.564
			➡	☑; Trommelbremse	2	24.3727-1012.2 581012	L= 1.564
			➡	☑; 09/94→; - ABS; Trommelbremse	2	24.3727-1012.2 581012	L= 1.564
1.7 1.7 (L53B) 1.7 (L53C) 1.9 D (L53J) 1.9 dT (L53T)	55	05/92→11/95	➡	☑; + ABS; Scheibenbremse	2	24.3727-1011.2 581011	L= 1.564
	54	04/92→12/95	➡	☑; - ABS; Trommelbremse	2	24.3727-1012.2 581012	L= 1.564
	66	04/92→12/95	➡				
	47	04/92→12/95	➡				
1.8 1.8 (L53V, L538)	79	05/92→11/95	➡	☑; + ABS; Scheibenbremse	2	24.3727-1011.2 581011	L= 1.564
	79	05/94→12/95	➡				
1.8 (453A/F)	66	04/92→12/95	➡	☑; 09/94→; + ABS; Scheibenbremse	2	24.3727-1011.2 581011	L= 1.564
			➡	☑; 09/94→; - ABS; Trommelbremse	2	24.3727-1012.2 581012	L= 1.564
1.8 (L53Y)	65	04/92→12/95	➡	☑; 05/92→; + ABS; Scheibenbremse	2	24.3727-1011.2 581011	L= 1.564
			➡	☑; 05/92→; - ABS; Trommelbremse	2	24.3727-1012.2 581012	L= 1.564
1.8 16V (L53D)	99	04/92→12/95	➡	☑; Scheibenbremse	2	24.3727-1011.2 581011	L= 1.564
<b>RENAULT - 19 II Kasten (S53_) 03/92→12/95</b>							
 <b>Radbremszylinder</b>							
1.2	40	03/92→12/95	➡	☐; 05/92→		24.3220-1615.3 020242	TRW Ø 20,64 GG
			➡	☐		24.3220-1617.3 020244	BDX Ø 20,64 GG
			➡	☐; 05/92→		24.3220-1616.3 020243	TRW Ø 20,64 GG
			➡	☐		24.3220-1618.3 020245	BDX Ø 20,64 GG
			➡	☐		24.3220-1616.3 020243	TRW Ø 20,64 GG
1.4	59	03/92→12/95	➡	☐; 09/94→; - ABS		24.3220-1615.3 020242	TRW Ø 20,64 GG
			➡	☐; 09/94→; - ABS		24.3220-1617.3 020244	BDX Ø 20,64 GG
			➡	☐; 09/94→; - ABS		24.3220-1616.3 020243	TRW Ø 20,64 GG
			➡	☐; - ABS		24.3220-1618.3 020245	BDX Ø 20,64 GG
			➡	☐; - ABS		24.3220-1617.3 020244	BDX Ø 20,64 GG
1.9 dT	68	03/92→12/95	➡	☐; → 04/92; - ABS		24.3220-1615.3 020242	TRW Ø 20,64 GG
			➡	☐; → 04/92; - ABS		24.3220-1617.3 020244	BDX Ø 20,64 GG
			➡	☐; → 04/92; - ABS		24.3220-1616.3 020243	TRW Ø 20,64 GG
			➡	☐		24.3220-1618.3 020245	BDX Ø 20,64 GG
			➡	☐		24.3220-1617.3 020244	BDX Ø 20,64 GG
<b>Zubehörsatz, Bremsbacken</b>							
1.2	40	03/92→12/95	➡			03.0137-9056.2 669056	TRW
			➡			03.0137-9086.2 669086	BDX
1.4	59	03/92→12/95	➡	09/94→; - ABS		03.0137-9056.2 669056	TRW
			➡			03.0137-9086.2 669086	BDX
1.9 dT	68	03/92→12/95	➡			03.0137-9056.2 669056	TRW
			➡			03.0137-9086.2 669086	BDX
			➡	→ 04/92; - ABS		03.0137-9056.2 669056	TRW
			➡			03.0137-9086.2 669086	BDX
			➡	05/92→; - ABS		03.0137-9125.2 669125	BDX
 <b>Bremstrommel</b>							
1.2	40	03/92→12/95	➡			24.0218-0032.1 480118	Ø 180,0 x 53,5 / 181 - RLG
			➡			24.0218-0732.2 480207	Ø 180,0 x 53,5 / 181 + RLG
1.4	59	03/92→12/95	➡	- ABS		24.0218-0032.1 480118	Ø 180,0 x 53,5 / 181 - RLG
			➡			24.0218-0732.2 480207	Ø 180,0 x 53,5 / 181 + RLG
1.9 dT	68	03/92→12/95	➡	→ 04/92; - ABS		24.0218-0032.1 480118	Ø 180,0 x 53,5 / 181 - RLG
			➡			24.0218-0732.2 480207	Ø 180,0 x 53,5 / 181 + RLG
			➡	→ 04/92		24.0218-0032.1 480118	Ø 180,0 x 53,5 / 181 - RLG
			➡			24.0218-0732.2 480207	Ø 180,0 x 53,5 / 181 + RLG
↓							

	kw					! #		
<b>RENAULT - 19 II Kasten (S53_) 03/92→12/95</b>								
 <b>Bremstrommel</b>								
1.9 dT	68	03/92→12/95	➔	05/92→; - ABS		24.0220-3021.1	480127	Ø 203,0 x 48 / 204,5 - RLG / - ABS Ring
 <b>Bremsbackensatz</b>								
1.2	40	03/92→12/95	➔			03.0137-0201.2	650201	TRW Ø 180 x 41 + HEB
						03.0137-0209.2	650209	BDX Ø 180 x 42
			➔	05/92→		03.0520-2920.3	692920	TRW Ø 180 x 41 Ø 20,64 + RZ / + Zub TopKit
						03.0520-2020.3	692020	BDX Ø 180 x 42 Ø 20,64 + RZ / + Zub TopKit
						03.0520-2920.3	692920	TRW Ø 180 x 41 Ø 20,64 + RZ / + Zub TopKit
1.4	59	03/92→12/95	➔	09/94→; - ABS		03.0137-0201.2	650201	TRW Ø 180 x 41 + HEB
						03.0137-0209.2	650209	BDX Ø 180 x 42
						03.0520-2020.3	692020	BDX Ø 180 x 42 Ø 20,64 + RZ / + Zub TopKit
						03.0520-2920.3	692920	TRW Ø 180 x 41 Ø 20,64 + RZ / + Zub TopKit
1.9 dT	68	03/92→12/95	➔			03.0137-0201.2	650201	TRW Ø 180 x 41 + HEB
						03.0137-0209.2	650209	BDX Ø 180 x 42
			➔	→ 04/92; - ABS		03.0137-0201.2	650201	TRW Ø 180 x 41 + HEB
						03.0137-0209.2	650209	BDX Ø 180 x 42
						03.0520-2020.3	692020	BDX Ø 180 x 42 Ø 20,64 + RZ / + Zub TopKit
						03.0520-2920.3	692920	TRW Ø 180 x 41 Ø 20,64 + RZ / + Zub TopKit
			➔	05/92→; - ABS		03.0137-0211.2	650211	BDX Ø 203 x 39
						03.0520-1919.3	691919	BDX Ø 203 x 39 Ø 19,05 + RZ / + Zub TopKit
 <b>Seilzug, Feststellbremse</b>								
1.2	40	03/92→12/95	➔	⬇; Trommelbremse	2	24.3727-1012.2	581012	L= 1.564
1.4	59	03/92→12/95	➔	⬇; - ABS; Trommelbremse	2	24.3727-1012.2	581012	L= 1.564
1.9 D	48	03/92→12/95	➔	⬇; + ABS; Scheibenbremse	2	24.3727-1011.2	581011	L= 1.564
1.9 dT	68	03/92→12/95	➔	⬇; - ABS; Trommelbremse	2	24.3727-1012.2	581012	L= 1.564
<b>RENAULT - 21 Kasten (S48_) 06/86→04/95</b>								
 <b>Radbremszylinder</b>								
1.7	65	06/86→04/95	➔	☐; 07/86→		24.3222-1122.3	020335	Ø 22,2 GG
			➔	☐; 07/86→		24.3222-1123.3	020336	Ø 22,2 GG
<b>Zubehörsatz, Bremsbacken</b>								
1.7	65	06/86→04/95	➔	07/86→		03.0137-9027.2	669027	TRW
 <b>Bremstrommel</b>								
1.7	65	06/86→04/95	➔	07/86→		24.0222-8015.1	480055	Ø 229,0 x 52,5 / 229,5
						24.0222-8019.2	480087	Ø 229,0 x 52,5 / 229,5
 <b>Bremsbackensatz</b>								
1.7	65	06/86→04/95	➔	07/86→		03.0137-0271.2	650271	TRW Ø 229 x 42 + HEB
						03.0520-1722.3	691722	TRW Ø 229 x 42 Ø 22,2 + RZ / + Zub TopKit
<b>RENAULT - 21 Kombi (K48_) 03/86→07/97</b>								
 <b>Radbremszylinder</b>								
2.1 D (K480)	51	02/92→09/95	➔	☐; 04/92→; - ABS		24.3222-1122.3	020335	Ø 22,2 GG
			➔	☐; 04/92→; - ABS		24.3222-1123.3	020336	Ø 22,2 GG
<b>Zubehörsatz, Bremsbacken</b>								
2.1 D (K480)	51	02/92→09/95	➔	04/92→; - ABS		03.0137-9027.2	669027	TRW
 <b>Bremstrommel</b>								
2.1 D (K480)	51	02/92→09/95	➔	04/92→; - ABS		24.0222-8015.1	480055	Ø 229,0 x 52,5 / 229,5
						24.0222-8019.2	480087	Ø 229,0 x 52,5 / 229,5
↓								










	kw			 	! #		
<b>RENAULT - 21 Kombi (K48_) 03/86→07/97</b>							
 <b>Bremsbackensatz</b>							
2.1 D (K480)	51	02/92→09/95	➔	04/92→; - ABS		03.0137-0271.2 650271 03.0520-1722.3 691722	TRW Ø 229 x 42 + HEB TRW Ø 229 x 42 Ø 22,2 + RZ / + Zub TopKit
<b>RENAULT - CAPTUR (J5_) 06/13→</b>							
 <b>Radbremszylinder</b>							
0.9 TCe 90	66	06/13→	➔			24.3219-1761.3 020536	Ø 19,05 ALU
1.2 TCe 120	87	01/16→	➔			24.3222-1729.3 020526	Ø 22,2 ALU
1.2 TCe 120	88	06/13→					
1.5 dCi 110	81	01/15→					
1.5 dCi 90	66	06/13→					
<b>Zubehörsatz, Bremsbacken</b>							
0.9 TCe 90	66	06/13→	➔			03.0137-9228.2 669228	BDX
1.2 TCe 120	87	01/16→					
1.2 TCe 120	88	06/13→					
1.5 dCi 110	81	01/15→					
1.5 dCi 90	66	06/13→					
 <b>Bremsbackensatz</b>							
0.9 TCe 90	66	06/13→	➔			03.0137-0496.2 650496 03.0520-7919.3 697919	BDX Ø 228 x 42 + HEB Ø 228 x 42 Ø 19,05 + RZ / + Zub TopKit
1.2 TCe 120	87	01/16→	➔			03.0137-0496.2 650496 03.0520-7222.3 697222	BDX Ø 228 x 42 + HEB Ø 228 x 42 Ø 22,2 + RZ / + Zub TopKit
1.2 TCe 120	88	06/13→					
1.5 dCi 110	81	01/15→					
1.5 dCi 90	66	06/13→					
<b>RENAULT - CLIO I (B/C57_, 5/357_) 05/90→09/98</b>							
 <b>Radbremszylinder</b>							
1.1	34	01/91→09/98	➔	☐; 04/91→		24.3220-1623.3 020353 24.3220-1713.3 020410	BDX Ø 20,64 GG Ø 20,64 GG
			➔	☐; → 03/91		24.3220-1623.3 020353 24.3220-1713.3 020410	BDX Ø 20,64 GG Ø 20,64 GG
			➔	☐; 04/91→		24.3220-1624.3 020354 24.3220-1714.3 020411	BDX Ø 20,64 GG Ø 20,64 GG
			➔	☐; → 03/91		24.3220-1624.3 020354 24.3220-1714.3 020411	BDX Ø 20,64 GG Ø 20,64 GG
1.2 (5/357Y, 5/357K) 1.2 (B/C/S577) 1.9 D	40	01/96→09/98	➔	☐; - ABS		24.3220-1623.3 020353 24.3220-1713.3 020410	BDX Ø 20,64 GG Ø 20,64 GG
	40	01/96→12/96					
	40	01/97→09/98	➔	☐; - ABS		24.3220-1624.3 020354 24.3220-1714.3 020411	BDX Ø 20,64 GG Ø 20,64 GG
1.2 (5/357Y, 5/357K)	43	01/96→09/98	➔	☐; - ABS		24.3220-1623.3 020353 24.3220-1713.3 020410	BDX Ø 20,64 GG Ø 20,64 GG
			➔	☐; 05/96→		24.3220-1623.3 020353 24.3220-1713.3 020410	BDX Ø 20,64 GG Ø 20,64 GG
			➔	☐; → 04/96		24.3220-1623.3 020353 24.3220-1713.3 020410	BDX Ø 20,64 GG Ø 20,64 GG
			➔	☐; - ABS		24.3220-1624.3 020354 24.3220-1714.3 020411	BDX Ø 20,64 GG Ø 20,64 GG
			➔	☐; 05/96→		24.3220-1624.3 020354 24.3220-1714.3 020411	BDX Ø 20,64 GG Ø 20,64 GG
			➔	☐; → 04/96		24.3220-1624.3 020354 24.3220-1714.3 020411	BDX Ø 20,64 GG Ø 20,64 GG
			➔	☐; → 04/96		24.3220-1624.3 020354 24.3220-1714.3 020411	BDX Ø 20,64 GG Ø 20,64 GG
1.2 (B/C/S572)	44	05/90→03/96	➔	☐; → 03/91; - ABS		24.3220-1623.3 020353 24.3220-1713.3 020410	BDX Ø 20,64 GG Ø 20,64 GG
			➔	☐; 04/91→; - ABS		24.3220-1623.3 020353 24.3220-1713.3 020410	BDX Ø 20,64 GG Ø 20,64 GG
			➔	☐; → 03/91; - ABS		24.3220-1624.3 020354 24.3220-1714.3 020411	BDX Ø 20,64 GG Ø 20,64 GG
			➔	☐; 04/91→; - ABS		24.3220-1624.3 020354 24.3220-1714.3 020411	BDX Ø 20,64 GG Ø 20,64 GG
1.2 (B/C/S57A, B/C57S, 5/357F, 5/357J, 5/357L, 5/357R)	43	05/90→09/98	➔	☐; 01/94→ 04/96		24.3220-1623.3 020353	BDX Ø 20,64 GG
			➔	☐; → 03/91; - ABS		24.3220-1623.3 020353 24.3220-1713.3 020410	BDX Ø 20,64 GG Ø 20,64 GG
↓							



















	kw			 	! #		
<b>RENAULT - CLIO I (B/C57_, 5/357_) 05/90→09/98</b>							
<b> Radbremszylinder</b>							
1.2 (B/C/S57A, B/C57S, 5/357F, 5/357J, 5/357L, 5/357R)	43	05/90→09/98	➡	 ; 04/91→; - ABS	24.3220-1623.3	020353	BDX Ø 20,64 GG
			➡	 ; → 03/91; - ABS	24.3220-1713.3	020410	Ø 20,64 GG
			➡	 ; 04/91→; - ABS	24.3220-1624.3	020354	BDX Ø 20,64 GG
			➡	 ; 04/91→; - ABS	24.3220-1714.3	020411	Ø 20,64 GG
			➡	 ; 01/94→ 04/96	24.3220-1624.3	020354	BDX Ø 20,64 GG
1.2 (B/C57R)	40	01/91→06/96	➡	 ; → 03/91; - ABS	24.3220-1623.3	020353	BDX Ø 20,64 GG
			➡	 ; 04/91→ 01/96; - ABS	24.3220-1713.3	020410	Ø 20,64 GG
			➡	 ; → 03/91; - ABS	24.3220-1624.3	020354	BDX Ø 20,64 GG
			➡	 ; 04/91→ 01/96; - ABS	24.3220-1714.3	020411	Ø 20,64 GG
1.4	57	05/90→02/98	➡	 ; 04/91→ 04/96; - ABS	24.3220-1623.3	020353	BDX Ø 20,64 GG
			➡	 ; 05/96→; - ABS	24.3220-1713.3	020410	Ø 20,64 GG
			➡	 ; 01/91→ 03/91; - ABS	24.3220-1623.3	020353	BDX Ø 20,64 GG
			➡	 ; 04/91→ 04/96; - ABS	24.3220-1713.3	020410	Ø 20,64 GG
			➡	 ; 04/91→ 04/96; - ABS	24.3220-1624.3	020354	BDX Ø 20,64 GG
			➡	 ; 05/96→; - ABS	24.3220-1714.3	020411	Ø 20,64 GG
1.4 1.4 (B/C57T, B/C57Y) 1.4 (B57J, C57J)	59	01/91→09/98	➡	 ; 04/91→ 04/96; - ABS	24.3220-1623.3	020353	BDX Ø 20,64 GG
	58	01/91→09/98	➡	 ; → 03/91; - ABS	24.3220-1713.3	020410	Ø 20,64 GG
	55	01/91→09/98	➡	 ; → 03/91; - ABS	24.3220-1623.3	020353	BDX Ø 20,64 GG
			➡	 ; 05/96→; - ABS	24.3220-1713.3	020410	Ø 20,64 GG
			➡	 ; → 03/91; - ABS	24.3220-1624.3	020354	BDX Ø 20,64 GG
			➡	 ; 04/91→ 04/96; - ABS	24.3220-1714.3	020411	Ø 20,64 GG
			➡	 ; 05/96→; - ABS	24.3220-1624.3	020354	BDX Ø 20,64 GG
1.8	66	08/90→04/96	➡	 ; 08/94→	24.3220-1713.3	020410	Ø 20,64 GG
			➡	 ; 08/94→	24.3220-1623.3	020353	BDX Ø 20,64 GG
			➡	 ; 08/94→	24.3220-1714.3	020411	Ø 20,64 GG
1.8	70	01/91→09/98	➡	 ; 09/96→; - ABS	24.3220-1623.3	020353	BDX Ø 20,64 GG
			➡	 ; 08/94→ 04/96; - ABS	24.3220-1713.3	020410	Ø 20,64 GG
			➡	; 10/94→ 04/96; - ABS	24.3220-1623.3	020353	BDX Ø 20,64 GG
			➡	; 10/94→ 04/96; - ABS	24.3220-1713.3	020410	Ø 20,64 GG
			➡	; 10/94→ 04/96; - ABS	24.3220-1624.3	020354	BDX Ø 20,64 GG
			➡	; 09/96→; - ABS	24.3220-1714.3	020411	Ø 20,64 GG
1.8 (B/C578)	66	08/94→09/98	➡	; 08/94→ 04/96; - ABS	24.3220-1624.3	020354	BDX Ø 20,64 GG
			➡	; → 04/96	24.3220-1713.3	020410	Ø 20,64 GG
			➡	; 05/96→; - ABS	24.3220-1623.3	020353	BDX Ø 20,64 GG
			➡	; 05/96→; - ABS	24.3220-1713.3	020410	Ø 20,64 GG
			➡	; 05/96→; - ABS	24.3220-1624.3	020354	BDX Ø 20,64 GG
			➡	; 05/96→; - ABS	24.3220-1714.3	020411	Ø 20,64 GG










	kw			 	! #		
<b>RENAULT - CLIO I (B/C57_, 5/357_) 05/90→09/98</b>							
<b>Radbremszylinder</b>							
1.8 (B/C578)	66	08/94→09/98	➔	☐; → 04/96		24.3220-1624.3 020354 24.3220-1714.3 020411	BDX Ø 20,64 GG Ø 20,64 GG
1.8 (B/C57C, B/C57U)	65	01/91→09/98	➔	☐; 04/91→ 04/96; - ABS		24.3220-1623.3 020353 24.3220-1713.3 020410	BDX Ø 20,64 GG Ø 20,64 GG
				☐; → 11/96; - ABS		24.3220-1623.3 020353 24.3220-1713.3 020410	BDX Ø 20,64 GG Ø 20,64 GG
				☐; → 03/91; - ABS		24.3220-1623.3 020353 24.3220-1713.3 020410	BDX Ø 20,64 GG Ø 20,64 GG
				☐; 05/96→; - ABS		24.3220-1623.3 020353 24.3220-1713.3 020410	BDX Ø 20,64 GG Ø 20,64 GG
				☐; → 03/91; - ABS		24.3220-1624.3 020354 24.3220-1714.3 020411	BDX Ø 20,64 GG Ø 20,64 GG
				☐; → 11/96; - ABS		24.3220-1624.3 020354 24.3220-1714.3 020411	BDX Ø 20,64 GG Ø 20,64 GG
				☐; 05/96→; - ABS		24.3220-1624.3 020354 24.3220-1714.3 020411	BDX Ø 20,64 GG Ø 20,64 GG
				☐; 04/91→ 04/96; - ABS		24.3220-1624.3 020354 24.3220-1714.3 020411	BDX Ø 20,64 GG Ø 20,64 GG
1.9 D (B/C/S576, B/C/S57L)	47	01/91→09/98	➔	☐; 04/91→ 04/96; - ABS		24.3220-1623.3 020353 24.3220-1713.3 020410	BDX Ø 20,64 GG Ø 20,64 GG
				☐; → 03/91; - ABS		24.3220-1623.3 020353 24.3220-1713.3 020410	BDX Ø 20,64 GG Ø 20,64 GG
				☐; 07/92→ 04/96; - ABS		24.3220-1623.3 020353 24.3220-1713.3 020410	BDX Ø 20,64 GG Ø 20,64 GG
				☐; 05/96→; - ABS		24.3220-1623.3 020353	BDX Ø 20,64 GG
				☐; 05/96→; - ABS		24.3220-1624.3 020354	BDX Ø 20,64 GG
				☐; 07/92→ 04/96; - ABS		24.3220-1624.3 020354 24.3220-1714.3 020411	BDX Ø 20,64 GG Ø 20,64 GG
				☐; → 03/91; - ABS		24.3220-1624.3 020354 24.3220-1714.3 020411	BDX Ø 20,64 GG Ø 20,64 GG
				☐; 04/91→ 04/96; - ABS		24.3220-1624.3 020354 24.3220-1714.3 020411	BDX Ø 20,64 GG Ø 20,64 GG
				☐; 09/96→; - ABS		24.3220-1713.3 020410	Ø 20,64 GG
				☐; 09/96→; - ABS		24.3220-1714.3 020411	Ø 20,64 GG
Electric	21	05/96→02/98	➔	☐		24.3220-1623.3 020353 24.3220-1713.3 020410	BDX Ø 20,64 GG Ø 20,64 GG
				☐		24.3220-1624.3 020354 24.3220-1714.3 020411	BDX Ø 20,64 GG Ø 20,64 GG
<b>Zubehörsatz, Bremsbacken</b>							
1.1 1.8 (B/C578)	34 66	01/91→09/98 08/94→09/98	➔			03.0137-9056.2 669056 03.0137-9086.2 669086	TRW BDX
1.2 (5/357Y, 5/357K)	40	01/96→09/98	➔	- ABS		03.0137-9056.2 669056	TRW
1.2 (B/C/S572)	44	05/90→03/96				03.0137-9086.2 669086	BDX
1.2 (B/C/S577)	40	01/96→12/96					
1.4	59	01/91→09/98					
1.4 (B/C57T, B/C57Y)	58	01/91→09/98					
1.4 (B57J, C57J)	55	01/91→09/98					
1.8 (B/C57C, B/C57U)	65	01/91→09/98					
1.9 D	40	01/97→09/98					
1.9 D	48	05/96→02/98					
1.9 D (B/C/S576, B/C/S57L)	47	01/91→09/98					
1.2 (5/357Y, 5/357K)	43	01/96→09/98	➔			03.0137-9056.2 669056 03.0137-9086.2 669086	TRW BDX
			➔	- ABS		03.0137-9056.2 669056 03.0137-9086.2 669086	TRW BDX
1.2 (B/C/S57A, B/C57S, 5/357F, 5/357J, 5/357L, 5/357R)	43	05/90→09/98	➔	01/94→ 04/96		03.0137-9056.2 669056 03.0137-9086.2 669086	TRW BDX
				- ABS		03.0137-9056.2 669056 03.0137-9086.2 669086	TRW BDX
1.2 (B/C57R)	40	01/91→06/96	➔	→ 01/96; - ABS		03.0137-9056.2 669056 03.0137-9086.2 669086	TRW BDX
1.4 ↓	57	05/90→02/98	➔	01/91→; - ABS		03.0137-9056.2 669056	TRW





















	kw			 	! #		
<b>RENAULT - CLIO I (B/C57_, 5/357_) 05/90→09/98</b>							
<b>Zubehörsatz, Bremsbacken</b>							
1.4	57	05/90→02/98	➡	01/91→; - ABS		03.0137-9086.2 669086	BDX
1.8	66	08/90→04/96	➡	08/94→		03.0137-9056.2 669056 03.0137-9086.2 669086	TRW BDX
1.8	70	01/91→09/98	➡	10/94→ 04/96		03.0137-9056.2 669056 03.0137-9086.2 669086	TRW BDX
			➡	10/94→; - ABS		03.0137-9056.2 669056 03.0137-9086.2 669086	TRW BDX
			➡	10/94→ 04/96; - ABS		03.0137-9056.2 669056 03.0137-9086.2 669086	TRW BDX
			➡	08/94→; - ABS		03.0137-9056.2 669056 03.0137-9086.2 669086	TRW BDX
<b> Bremstrommel</b>							
1.1 1.8 (B/C578)	34 66	01/91→09/98 08/94→09/98	➡			24.0218-0032.1 480118 24.0218-0732.2 480207	Ø 180,0 x 53,5 / 181 - RLG Ø 180,0 x 53,5 / 181 + RLG
1.2 (5/357Y, 5/357K) 1.2 (B/C/S572) 1.2 (B/C/S577) 1.4 1.4 (B/C57T, B/C57Y) 1.4 (B57J, C57J) 1.8 (B/C57C, B/C57U) 1.9 D 1.9 D 1.9 D (B/C/S576, B/C/S57L)	40 44 40 59 58 55 65 40 48 47	01/96→09/98 05/90→03/96 01/96→12/96 01/91→09/98 01/91→09/98 01/91→09/98 01/91→09/98 01/97→09/98 05/96→02/98 01/91→09/98	➡	- ABS		24.0218-0032.1 480118 24.0218-0732.2 480207	Ø 180,0 x 53,5 / 181 - RLG Ø 180,0 x 53,5 / 181 + RLG
1.2 (5/357Y, 5/357K)	43	01/96→09/98	➡			24.0218-0032.1 480118 24.0218-0732.2 480207	Ø 180,0 x 53,5 / 181 - RLG Ø 180,0 x 53,5 / 181 + RLG
			➡	- ABS		24.0218-0032.1 480118 24.0218-0732.2 480207	Ø 180,0 x 53,5 / 181 - RLG Ø 180,0 x 53,5 / 181 + RLG
1.2 (B/C/S57A, B/C57S, 5/357F, 5/357J, 5/357L, 5/357R)	43	05/90→09/98	➡	01/94→ 04/96		24.0218-0032.1 480118 24.0218-0732.2 480207	Ø 180,0 x 53,5 / 181 - RLG Ø 180,0 x 53,5 / 181 + RLG
			➡	- ABS		24.0218-0032.1 480118 24.0218-0732.2 480207	Ø 180,0 x 53,5 / 181 - RLG Ø 180,0 x 53,5 / 181 + RLG
1.2 (B/C57R)	40	01/91→06/96	➡	→ 01/96; - ABS		24.0218-0032.1 480118 24.0218-0732.2 480207	Ø 180,0 x 53,5 / 181 - RLG Ø 180,0 x 53,5 / 181 + RLG
1.4	57	05/90→02/98	➡	01/91→; - ABS		24.0218-0032.1 480118 24.0218-0732.2 480207	Ø 180,0 x 53,5 / 181 - RLG Ø 180,0 x 53,5 / 181 + RLG
1.8	66	08/90→04/96	➡	08/94→		24.0218-0032.1 480118 24.0218-0732.2 480207	Ø 180,0 x 53,5 / 181 - RLG Ø 180,0 x 53,5 / 181 + RLG
1.8	70	01/91→09/98	➡	10/94→ 04/96		24.0218-0032.1 480118 24.0218-0732.2 480207	Ø 180,0 x 53,5 / 181 - RLG Ø 180,0 x 53,5 / 181 + RLG
			➡	10/94→; - ABS		24.0218-0032.1 480118 24.0218-0732.2 480207	Ø 180,0 x 53,5 / 181 - RLG Ø 180,0 x 53,5 / 181 + RLG
			➡	10/94→ 04/96; - ABS		24.0218-0032.1 480118 24.0218-0732.2 480207	Ø 180,0 x 53,5 / 181 - RLG Ø 180,0 x 53,5 / 181 + RLG
			➡	08/94→; - ABS		24.0218-0032.1 480118 24.0218-0732.2 480207	Ø 180,0 x 53,5 / 181 - RLG Ø 180,0 x 53,5 / 181 + RLG
Electric	21	05/96→02/98	➡			24.0222-8015.1 480055 24.0222-8019.2 480087	Ø 229,0 x 52,5 / 229,5 Ø 229,0 x 52,5 / 229,5
<b> Bremsbackensatz</b>							
1.1 1.8 (B/C578)	34 66	01/91→09/98 08/94→09/98	➡			03.0137-0201.2 650201 03.0137-0209.2 650209 03.0420-1020.3 681020 03.0520-1020.3 691020 03.0520-6320.3 696320	TRW Ø 180 x 41 + HEB BDX Ø 180 x 42 BDX Ø 180 x 42 Ø 20,64 + RZ / + Zub Kit BDX Ø 180 x 42 Ø 20,64 + RZ / + Zub TopKit TRW Ø 180 x 41 Ø 20,64 + RZ / + Zub TopKit
1.2 (5/357Y, 5/357K) 1.2 (B/C/S572) 1.2 (B/C/S577) 1.4 1.4 (B/C57T, B/C57Y) 1.4 (B57J, C57J) 1.8 (B/C57C, B/C57U) ↓	40 44 40 59 58 55 65	01/96→09/98 05/90→03/96 01/96→12/96 01/91→09/98 01/91→09/98 01/91→09/98 01/91→09/98	➡	- ABS		03.0137-0201.2 650201 03.0137-0209.2 650209 03.0420-1020.3 681020 03.0520-1020.3 691020	TRW Ø 180 x 41 + HEB BDX Ø 180 x 42 BDX Ø 180 x 42 Ø 20,64 + RZ / + Zub Kit BDX Ø 180 x 42 Ø 20,64 + RZ / + Zub TopKit

	kw			 	! #		
<b>RENAULT - CLIO I (B/C57_, 5/357_) 05/90→09/98</b>							
<b>Bremsbackensatz</b>							
1.2 (5/357Y, 5/357K)	40	01/96→09/98	➔	- ABS		<b>03.0520-6320.3 696320</b>	TRW Ø 180 x 41 Ø 20,64 + RZ / + Zub TopKit
1.2 (B/C/S572)	44	05/90→03/96					
1.2 (B/C/S577)	40	01/96→12/96					
1.4	59	01/91→09/98					
1.4 (B/C57T, B/C57Y)	58	01/91→09/98					
1.4 (B57J, C57J)	55	01/91→09/98					
1.8 (B/C57C, B/C57U)	65	01/91→09/98					
1.2 (5/357Y, 5/357K)	43	01/96→09/98	➔			<b>03.0137-0201.2 650201</b>	TRW Ø 180 x 41 + HEB
						<b>03.0137-0209.2 650209</b>	BDX Ø 180 x 42
						<b>03.0420-1020.3 681020</b>	BDX Ø 180 x 42 Ø 20,64 + RZ / + Zub Kit
						<b>03.0520-1020.3 691020</b>	BDX Ø 180 x 42 Ø 20,64 + RZ / + Zub TopKit
						<b>03.0520-6320.3 696320</b>	TRW Ø 180 x 41 Ø 20,64 + RZ / + Zub TopKit
			➔	- ABS		<b>03.0137-0201.2 650201</b>	TRW Ø 180 x 41 + HEB
						<b>03.0137-0209.2 650209</b>	BDX Ø 180 x 42
						<b>03.0420-1020.3 681020</b>	BDX Ø 180 x 42 Ø 20,64 + RZ / + Zub Kit
						<b>03.0520-1020.3 691020</b>	BDX Ø 180 x 42 Ø 20,64 + RZ / + Zub TopKit
						<b>03.0520-6320.3 696320</b>	TRW Ø 180 x 41 Ø 20,64 + RZ / + Zub TopKit
1.2 (B/C/S57A, B/C57S, 5/357F, 5/357J, 5/357L, 5/357R)	43	05/90→09/98	➔	01/94→ 04/96		<b>03.0137-0201.2 650201</b>	TRW Ø 180 x 41 + HEB
						<b>03.0137-0209.2 650209</b>	BDX Ø 180 x 42
						<b>03.0420-1020.3 681020</b>	BDX Ø 180 x 42 Ø 20,64 + RZ / + Zub Kit
						<b>03.0520-1020.3 691020</b>	BDX Ø 180 x 42 Ø 20,64 + RZ / + Zub TopKit
						<b>03.0520-6320.3 696320</b>	TRW Ø 180 x 41 Ø 20,64 + RZ / + Zub TopKit
			➔	- ABS		<b>03.0137-0201.2 650201</b>	TRW Ø 180 x 41 + HEB
						<b>03.0137-0209.2 650209</b>	BDX Ø 180 x 42
			➔	01/91→; - ABS		<b>03.0420-1020.3 681020</b>	BDX Ø 180 x 42 Ø 20,64 + RZ / + Zub Kit
						<b>03.0520-1020.3 691020</b>	BDX Ø 180 x 42 Ø 20,64 + RZ / + Zub TopKit
						<b>03.0520-6320.3 696320</b>	TRW Ø 180 x 41 Ø 20,64 + RZ / + Zub TopKit
1.2 (B/C57R)	40	01/91→06/96	➔	→ 01/96; - ABS		<b>03.0137-0201.2 650201</b>	TRW Ø 180 x 41 + HEB
						<b>03.0137-0209.2 650209</b>	BDX Ø 180 x 42
						<b>03.0420-1020.3 681020</b>	BDX Ø 180 x 42 Ø 20,64 + RZ / + Zub Kit
						<b>03.0520-1020.3 691020</b>	BDX Ø 180 x 42 Ø 20,64 + RZ / + Zub TopKit
						<b>03.0520-6320.3 696320</b>	TRW Ø 180 x 41 Ø 20,64 + RZ / + Zub TopKit
1.4	57	05/90→02/98	➔	01/91→; - ABS		<b>03.0137-0201.2 650201</b>	TRW Ø 180 x 41 + HEB
						<b>03.0137-0209.2 650209</b>	BDX Ø 180 x 42
						<b>03.0420-1020.3 681020</b>	BDX Ø 180 x 42 Ø 20,64 + RZ / + Zub Kit
						<b>03.0520-1020.3 691020</b>	BDX Ø 180 x 42 Ø 20,64 + RZ / + Zub TopKit
						<b>03.0520-6320.3 696320</b>	TRW Ø 180 x 41 Ø 20,64 + RZ / + Zub TopKit
1.8	66	08/90→04/96	➔	08/94→		<b>03.0137-0201.2 650201</b>	TRW Ø 180 x 41 + HEB
						<b>03.0137-0209.2 650209</b>	BDX Ø 180 x 42
						<b>03.0420-1020.3 681020</b>	BDX Ø 180 x 42 Ø 20,64 + RZ / + Zub Kit
						<b>03.0520-1020.3 691020</b>	BDX Ø 180 x 42 Ø 20,64 + RZ / + Zub TopKit
						<b>03.0520-6320.3 696320</b>	TRW Ø 180 x 41 Ø 20,64 + RZ / + Zub TopKit
1.8	70	01/91→09/98	➔	10/94→ 04/96		<b>03.0137-0201.2 650201</b>	TRW Ø 180 x 41 + HEB
						<b>03.0137-0209.2 650209</b>	BDX Ø 180 x 42
			➔	10/94→; - ABS		<b>03.0137-0201.2 650201</b>	TRW Ø 180 x 41 + HEB
						<b>03.0137-0209.2 650209</b>	BDX Ø 180 x 42
						<b>03.0420-1020.3 681020</b>	BDX Ø 180 x 42 Ø 20,64 + RZ / + Zub Kit








	kw			 	! #		
<b>RENAULT - CLIO I (B/C57_, 5/357_) 05/90→09/98</b>							
<b> Bremsbackensatz</b>							
1.8	70	01/91→09/98	➔	10/94→; - ABS		<b>03.0520-1020.3 691020</b> <b>03.0520-6320.3 696320</b>	BDX Ø 180 x 42 Ø 20,64 + RZ / + Zub TopKit TRW Ø 180 x 41 Ø 20,64 + RZ / + Zub TopKit
			➔	10/94→ 04/96; - ABS		<b>03.0137-0201.2 650201</b> <b>03.0137-0209.2 650209</b> <b>03.0420-1020.3 681020</b> <b>03.0520-1020.3 691020</b> <b>03.0520-6320.3 696320</b>	TRW Ø 180 x 41 + HEB BDX Ø 180 x 42 BDX Ø 180 x 42 Ø 20,64 + RZ / + Zub Kit BDX Ø 180 x 42 Ø 20,64 + RZ / + Zub TopKit TRW Ø 180 x 41 Ø 20,64 + RZ / + Zub TopKit
			➔	08/94→; - ABS		<b>03.0137-0201.2 650201</b> <b>03.0137-0209.2 650209</b>	TRW Ø 180 x 41 + HEB BDX Ø 180 x 42
			➔	08/94→ 04/96; - ABS		<b>03.0420-1020.3 681020</b> <b>03.0520-1020.3 691020</b> <b>03.0520-6320.3 696320</b>	BDX Ø 180 x 42 Ø 20,64 + RZ / + Zub Kit BDX Ø 180 x 42 Ø 20,64 + RZ / + Zub TopKit TRW Ø 180 x 41 Ø 20,64 + RZ / + Zub TopKit
1.9 D 1.9 D	40 48	01/97→09/98 05/96→02/98	➔	- ABS		<b>03.0137-0201.2 650201</b> <b>03.0137-0209.2 650209</b>	TRW Ø 180 x 41 + HEB BDX Ø 180 x 42
1.9 D (B/C/S576, B/C/S57L)	47	01/91→09/98	➔	- ABS		<b>03.0137-0201.2 650201</b> <b>03.0137-0209.2 650209</b> <b>03.0420-1020.3 681020</b> <b>03.0520-1020.3 691020</b> <b>03.0520-6320.3 696320</b>	TRW Ø 180 x 41 + HEB BDX Ø 180 x 42 BDX Ø 180 x 42 Ø 20,64 + RZ / + Zub Kit BDX Ø 180 x 42 Ø 20,64 + RZ / + Zub TopKit TRW Ø 180 x 41 Ø 20,64 + RZ / + Zub TopKit
			➔	07/92→; - ABS		<b>03.0420-1020.3 681020</b> <b>03.0520-1020.3 691020</b> <b>03.0520-6320.3 696320</b>	BDX Ø 180 x 42 Ø 20,64 + RZ / + Zub Kit BDX Ø 180 x 42 Ø 20,64 + RZ / + Zub TopKit TRW Ø 180 x 41 Ø 20,64 + RZ / + Zub TopKit
Electric	21	05/96→02/98	➔			<b>03.0137-0271.2 650271</b>	TRW Ø 229 x 42 + HEB
<b> Seilzug, Feststellbremse</b>							
1.1 1.9 D Electric	34 40 21	01/91→09/98 01/97→09/98 05/96→02/98	➔	⏴; Trommelbremse	2	<b>24.3727-1008.2 581008</b>	L= 1.430
1.2 (5/357Y, 5/357K) 1.2 (5/357Y, 5/357K) 1.2 (B/C/S572) 1.2 (B/C/S577) 1.4 1.4 (B/C/S57T, B/C57Y) 1.4 (B57J, C57J)	40 43 44 40 59 58 55	01/96→09/98 01/96→09/98 05/90→03/96 01/96→12/96 01/91→09/98 01/91→09/98 01/91→09/98	➔	⏴; Trommelbremse ⏴; Scheibenbremse	2	<b>24.3727-1008.2 581008</b> <b>24.3727-1009.2 581009</b>	L= 1.430 L= 1.480
1.2 (B/C/S57A, B/C57S, 5/357F, 5/357J, 5/357L, 5/357R)	43	05/90→09/98	➔	⏴; Trommelbremse ⏴; 10/94→; Trommelbremse ⏴; 01/94→ 04/96; Scheibenbremse ⏴; 10/94→; Scheibenbremse ⏴; Scheibenbremse	2	<b>24.3727-1008.2 581008</b> <b>24.3727-1008.2 581008</b> <b>24.3727-1009.2 581009</b> <b>24.3727-1009.2 581009</b> <b>24.3727-1009.2 581009</b>	L= 1.430 L= 1.430 L= 1.480 L= 1.480 L= 1.480
1.2 (B/C57R)	40	01/91→06/96	➔	⏴; → 01/96; Trommelbremse ⏴; → 01/96; Scheibenbremse	2	<b>24.3727-1008.2 581008</b> <b>24.3727-1009.2 581009</b>	L= 1.430 L= 1.480
1.4	57	05/90→02/98	➔	⏴; 01/91→; Trommelbremse ⏴; 01/91→; Scheibenbremse	2	<b>24.3727-1008.2 581008</b> <b>24.3727-1009.2 581009</b>	L= 1.430 L= 1.480
1.8	66	08/90→04/96	➔	⏴; 08/94→; Scheibenbremse	2	<b>24.3727-1009.2 581009</b>	L= 1.480
1.8	70	01/91→09/98	➔	⏴; 09/96→; Scheibenbremse ⏴; 10/94→; Scheibenbremse ⏴; 08/94→; Scheibenbremse ⏴; 10/94→ 04/96; Scheibenbremse	2	<b>24.3727-1009.2 581009</b> <b>24.3727-1009.2 581009</b> <b>24.3727-1009.2 581009</b> <b>24.3727-1009.2 581009</b>	L= 1.480 L= 1.480 L= 1.480 L= 1.480
1.8 (B/C578) 1.8 Rsi (B/C579) 1.8 Rsi (B/C57H) ↓	66 80 79	08/94→09/98 01/93→08/95 08/95→09/98	➔	⏴; Scheibenbremse	2	<b>24.3727-1009.2 581009</b>	L= 1.480








	kw			 	! #		
<b>RENAULT - CLIO I (B/C57_, 5/357_) 05/90→09/98</b>							
 <b>Seilzug, Feststellbremse</b>							
Williams (B/C57M)	108	01/94→09/98	➡	☑; Scheibenbremse	2	24.3727-1009.2 581009	L= 1.480
1.8 (B/C57C, B/C57U)	65	01/91→09/98	➡	☐; - ABS; Trommelbremse	2	24.3727-1008.2 581008	L= 1.430
			➡	☑; + ABS; Scheibenbremse	2	24.3727-1009.2 581009	L= 1.480
1.8 16V (C57D)	99	01/91→03/96	➡	☑; 08/91→ 06/94; Scheibenbremse	2	24.3727-1009.2 581009	L= 1.480
1.9 D	48	05/96→02/98	➡	☑; 01/97→; Trommelbremse	2	24.3727-1008.2 581008	L= 1.430
1.9 D (B/C/S576, B/C/S57L)	47	01/91→09/98					
<b>RENAULT - CLIO I Kasten (S57_) 01/91→09/98</b>							
 <b>Radbremszylinder</b>							
1.1	34	01/91→09/98	➡	☐; 04/91→		24.3220-1623.3 020353	BDX Ø 20,64 GG
			➡	☐; → 03/91		24.3220-1713.3 020410	Ø 20,64 GG
			➡	☐; 04/91→		24.3220-1623.3 020353	BDX Ø 20,64 GG
			➡	☐; → 03/91		24.3220-1714.3 020411	Ø 20,64 GG
1.2	40	01/91→09/98	➡	☐; 04/91→		24.3220-1624.3 020354	BDX Ø 20,64 GG
			➡	☐; → 03/91		24.3220-1714.3 020411	Ø 20,64 GG
			➡	☐; → 03/91; - ABS		24.3220-1624.3 020354	BDX Ø 20,64 GG
			➡	☐; → 03/91; - ABS		24.3220-1713.3 020410	Ø 20,64 GG
1.2	44	01/91→09/98	➡	☐; 04/91→; - ABS		24.3220-1623.3 020353	BDX Ø 20,64 GG
			➡	☐; → 03/91; - ABS		24.3220-1713.3 020410	Ø 20,64 GG
			➡	☐; 04/91→; - ABS		24.3220-1624.3 020354	BDX Ø 20,64 GG
			➡	☐; → 03/91; - ABS		24.3220-1713.3 020410	Ø 20,64 GG
1.2	40	06/94→02/98	➡	☐; - ABS		24.3220-1623.3 020353	BDX Ø 20,64 GG
			➡	☐; - ABS		24.3220-1713.3 020410	Ø 20,64 GG
1.2	40	06/94→02/98	➡	☐; - ABS		24.3220-1624.3 020354	BDX Ø 20,64 GG
			➡	☐; - ABS		24.3220-1714.3 020411	Ø 20,64 GG
1.9 D	48	01/91→09/98	➡	☐; 05/96→; - ABS		24.3220-1623.3 020353	BDX Ø 20,64 GG
			➡	☐; 04/91→ 04/96; - ABS		24.3220-1623.3 020353	BDX Ø 20,64 GG
			➡	☐; → 03/91; - ABS		24.3220-1713.3 020410	Ø 20,64 GG
			➡	☐; 04/91→ 04/96; - ABS		24.3220-1623.3 020353	BDX Ø 20,64 GG
			➡	☐; → 03/91; - ABS		24.3220-1714.3 020411	Ø 20,64 GG
			➡	☐; 04/91→ 04/96; - ABS		24.3220-1624.3 020354	BDX Ø 20,64 GG
			➡	☐; → 03/91; - ABS		24.3220-1714.3 020411	Ø 20,64 GG
			➡	☐; 05/96→; - ABS		24.3220-1624.3 020354	BDX Ø 20,64 GG
			➡	☐; → 03/91; - ABS		24.3220-1624.3 020354	BDX Ø 20,64 GG
			➡	☐; 12/96→; - ABS		24.3220-1713.3 020410	Ø 20,64 GG
1.9 D	48	01/91→09/98	➡	☐; 09/96→ 11/96; - ABS		24.3220-1713.3 020410	Ø 20,64 GG
			➡	☐; 12/96→; - ABS		24.3220-1713.3 020410	Ø 20,64 GG
			➡	☐; 09/96→ 11/96; - ABS		24.3220-1713.3 020410	Ø 20,64 GG
			➡	☐; 12/96→; - ABS		24.3220-1714.3 020411	Ø 20,64 GG
			➡	☐; 09/96→ 11/96; - ABS		24.3220-1713.3 020410	Ø 20,64 GG
			➡	☐; 12/96→; - ABS		24.3220-1714.3 020411	Ø 20,64 GG
			➡	☐; 09/96→ 11/96; - ABS		24.3220-1713.3 020410	Ø 20,64 GG
			➡	☐; 12/96→; - ABS		24.3220-1714.3 020411	Ø 20,64 GG
			➡	☐; 09/96→ 11/96; - ABS		24.3220-1713.3 020410	Ø 20,64 GG
			➡	☐; 12/96→; - ABS		24.3220-1714.3 020411	Ø 20,64 GG
1.9 RND	40	04/96→02/98	➡	☐; 05/96→; - ABS		24.3220-1623.3 020353	BDX Ø 20,64 GG
			➡	☐; → 04/96; - ABS		24.3220-1623.3 020353	BDX Ø 20,64 GG
			➡	☐; → 04/96; - ABS		24.3220-1713.3 020410	Ø 20,64 GG
			➡	☐; → 04/96; - ABS		24.3220-1624.3 020354	BDX Ø 20,64 GG
			➡	☐; → 04/96; - ABS		24.3220-1714.3 020411	Ø 20,64 GG
			➡	☐; 05/96→; - ABS		24.3220-1624.3 020354	BDX Ø 20,64 GG
			➡	☐; 12/96→; - ABS		24.3220-1624.3 020354	BDX Ø 20,64 GG
			➡	☐; 09/96→ 11/96; - ABS		24.3220-1713.3 020410	Ø 20,64 GG
1.9 RND	40	04/96→02/98	➡	☐; 12/96→; - ABS		24.3220-1713.3 020410	Ø 20,64 GG
			➡	☐; 09/96→ 11/96; - ABS		24.3220-1713.3 020410	Ø 20,64 GG
			➡	☐; 12/96→; - ABS		24.3220-1714.3 020411	Ø 20,64 GG
			➡	☐; 09/96→ 11/96; - ABS		24.3220-1714.3 020411	Ø 20,64 GG
			➡	☐; 12/96→; - ABS		24.3220-1713.3 020410	Ø 20,64 GG
			➡	☐; 09/96→ 11/96; - ABS		24.3220-1714.3 020411	Ø 20,64 GG
			➡	☐; 12/96→; - ABS		24.3220-1713.3 020410	Ø 20,64 GG
			➡	☐; 09/96→ 11/96; - ABS		24.3220-1714.3 020411	Ø 20,64 GG
<b>Zubehörsatz, Bremsbacken</b>							
1.1	34	01/91→09/98	➡			03.0137-9056.2 669056	TRW
1.1	34	01/91→09/98	➡			03.0137-9086.2 669086	BDX
1.2	40	01/91→09/98	➡	- ABS		03.0137-9056.2 669056	TRW
1.2	40	06/94→02/98	➡			03.0137-9086.2 669086	BDX

	kw					! #		
<b>RENAULT - CLIO I Kasten (S57_) 01/91→09/98</b>								
<b>Zubehörsatz, Bremsbacken</b>								
1.2	44	01/91→09/98	➔	- ABS		03.0137-9056.2	669056	TRW
1.9 D	48	01/91→09/98				03.0137-9086.2	669086	BDX
1.9 RND	40	04/96→02/98						
<b> Bremstrommel</b>								
1.1	34	01/91→09/98	➔			24.0218-0032.1	480118	Ø 180,0 x 53,5 / 181 - RLG
						24.0218-0732.2	480207	Ø 180,0 x 53,5 / 181 + RLG
1.2	40	01/91→09/98	➔	- ABS		24.0218-0032.1	480118	Ø 180,0 x 53,5 / 181 - RLG
1.2	40	06/94→02/98				24.0218-0732.2	480207	Ø 180,0 x 53,5 / 181 + RLG
1.2	44	01/91→09/98						
1.9 D	48	01/91→09/98						
1.9 RND	40	04/96→02/98						
<b> Bremsbackensatz</b>								
1.1	34	01/91→09/98	➔			03.0137-0201.2	650201	TRW Ø 180 x 41 + HEB
						03.0137-0209.2	650209	BDX Ø 180 x 42
						03.0420-1020.3	681020	BDX Ø 180 x 42 Ø 20,64 + RZ / + Zub Kit
						03.0520-1020.3	691020	BDX Ø 180 x 42 Ø 20,64 + RZ / + Zub TopKit
						03.0520-6320.3	696320	TRW Ø 180 x 41 Ø 20,64 + RZ / + Zub TopKit
1.2	40	01/91→09/98	➔	- ABS		03.0137-0201.2	650201	TRW Ø 180 x 41 + HEB
1.2	40	06/94→02/98				03.0137-0209.2	650209	BDX Ø 180 x 42
1.2	44	01/91→09/98				03.0420-1020.3	681020	BDX Ø 180 x 42 Ø 20,64 + RZ / + Zub Kit
1.9 D	48	01/91→09/98				03.0520-1020.3	691020	BDX Ø 180 x 42 Ø 20,64 + RZ / + Zub TopKit
1.9 RND	40	04/96→02/98				03.0520-6320.3	696320	TRW Ø 180 x 41 Ø 20,64 + RZ / + Zub TopKit
<b> Seilzug, Feststellbremse</b>								
1.1	34	01/91→09/98	➔	⬇; Trommelbremse	2	24.3727-1008.2	581008	L= 1.430
1.2	40	01/91→09/98						
1.2	40	06/94→02/98						
1.2	44	01/91→09/98						
1.9 D	48	01/91→09/98						
1.9 RND	40	04/96→02/98						
<b>RENAULT - CLIO II (BB0/1/2_, CB0/1/2_) 09/98→</b>								
<b> Radbremszylinder</b>								
1.0	40	02/00→05/01	➔	+ ABS		24.3217-1710.3	020420	TRW Ø 17,78 GG
1.2 (BB0A, CB0A)	44	03/99→05/01				24.3217-1711.3	020449	BOS Ø 17,46 ALU
			➔	- ABS		24.3219-1722.3	020426	BDX Ø 19,05 GG
1.2 (BB0A, BB0F, BB10, BB1K, BB28, BB2D, BB2H, CB0A...)	43	09/98→	➔	→ 10/07; + ABS		24.3217-1710.3	020420	TRW Ø 17,78 GG
			➔	→ 12/12; + ABS		24.3217-1711.3	020449	BOS Ø 17,46 ALU
1.2 16V	54	06/06→	➔	11/07→ 12/12; + ABS		24.3217-1727.3	020524	Ø 17,46 ALU
1.2 16V (BB05, BB0W, BB11, BB27, BB2T, BB2U, BB2V, CB05...)	55	06/01→	➔	→ 12/12; - ABS		24.3219-1722.3	020426	BDX Ø 19,05 GG
1.2 LPG	43	09/98→06/09	➔	→ 10/07; + ABS		24.3217-1710.3	020420	TRW Ø 17,78 GG
			➔	+ ABS		24.3217-1711.3	020449	BOS Ø 17,46 ALU
			➔	11/07→; + ABS		24.3217-1727.3	020524	Ø 17,46 ALU
			➔	- ABS		24.3219-1722.3	020426	BDX Ø 19,05 GG
1.4 (B/CB0C)	55	09/98→05/05	➔	+ ABS; Automatikgetriebe		24.3217-1710.3	020420	TRW Ø 17,78 GG
						24.3217-1711.3	020449	BOS Ø 17,46 ALU
			➔	+ ABS; Schaltgetriebe		24.3217-1710.3	020420	TRW Ø 17,78 GG
						24.3217-1711.3	020449	BOS Ø 17,46 ALU
			➔	- ABS; Schaltgetriebe		24.3219-1722.3	020426	BDX Ø 19,05 GG
			➔	- ABS		24.3219-1722.3	020426	BDX Ø 19,05 GG
1.4 16V (B/CB0L)	70	10/99→09/04	➔	→ 07/00		24.3217-1710.3	020420	TRW Ø 17,78 GG
						24.3217-1711.3	020449	BOS Ø 17,46 ALU
1.4 16V (B/CB0P)	72	08/00→	➔	→ 10/07		24.3217-1710.3	020420	TRW Ø 17,78 GG
1.5 dCi	74	01/04→				24.3217-1711.3	020449	BOS Ø 17,46 ALU
1.5 dCi (B/C2J)	50	08/04→	➔	→ 12/12				
1.5 dCi (B/CB07)	48	06/01→	➔	11/07→ 12/12		24.3217-1727.3	020524	Ø 17,46 ALU
1.5 dCi (B/CB08)	60	06/01→						
1.5 dCi (B/CB3M)	47	06/05→						
1.5 dCi (B/CB3N)	62	02/07→						








	kw			 	! #		
<b>RENAULT - CLIO II (BB0/1/2_, CB0/1/2_) 09/98→</b>							
<b>Radbremszylinder</b>							
1.6 16V (BB01, BB0H, BB0T, BB14, BB1D, BB1R, BB2KL...)	79	09/98→	➔	→ 10/07		24.3217-1710.3 020420	TRW Ø 17,78 GG
			➔	→ 12/12		24.3217-1711.3 020449	BOS Ø 17,46 ALU
			➔	11/07→ 12/12		24.3217-1727.3 020524	Ø 17,46 ALU
1.5 dCi	42	06/01→12/06	➔			24.3217-1710.3 020420	TRW Ø 17,78 GG
1.5 dCi (B/CB03)	59	06/01→10/03				24.3217-1711.3 020449	BOS Ø 17,46 ALU
1.6 (B/CB0D)	66	09/98→05/05					
1.6 Flex	81	05/00→12/06					
1.6	81	11/04→02/09	➔	→ 10/07		24.3217-1710.3 020420	TRW Ø 17,78 GG
1.6 16V	82	10/01→12/08	➔			24.3217-1711.3 020449	BOS Ø 17,46 ALU
1.6 Hi-Flex (CB0H)	86	01/05→02/10	➔	11/07→		24.3217-1727.3 020524	Ø 17,46 ALU
1.9 D (B/CB0E)	47	09/98→05/05	➔	+ ABS; für Fahrzeuge mit Klimaanlage		24.3217-1710.3 020420	TRW Ø 17,78 GG
1.9 D (B/CB0J)	48	02/00→05/01				24.3217-1711.3 020449	BOS Ø 17,46 ALU
			➔	- ABS; für Fahrzeuge ohne Klimaanlage		24.3219-1722.3 020426	BDX Ø 19,05 GG
1.9 dTi (B/CB0U)	59	12/99→05/05	➔	02/00→		24.3217-1710.3 020420	TRW Ø 17,78 GG
						24.3217-1711.3 020449	BOS Ø 17,46 ALU
<b>Zubehörsatz, Bremsbacken</b>							
1.0	40	02/00→05/01	➔	- ABS		03.0137-9088.2 669088	BDX
1.2 (BB0A, CB0A)	44	03/99→05/01	➔	+ ABS		03.0137-9158.2 669158	TRW
						03.0137-9274.2 669274	
1.2 (BB0A, BB0F, BB10, BB1K, BB28, BB2D, BB2H, CB0A...)	43	09/98→	➔	- ABS; → 12/12		03.0137-9088.2 669088	BDX
			➔	+ ABS; → 10/07		03.0137-9158.2 669158	TRW
1.2 16V	54	06/06→	➔	+ ABS; → 12/12		03.0137-9274.2 669274	
1.2 16V (BB05, BB0W, BB11, BB27, BB2T, BB2U, BB2V, CB05...)	55	06/01→	➔	11/07→; + ABS; → 12/12		03.0137-9278.2 669278	
1.5 dCi (B/CB3M)	47	06/05→					
1.5 dCi (B/CB3N)	62	02/07→					
1.2 LPG	43	09/98→06/09	➔	- ABS		03.0137-9088.2 669088	BDX
			➔			03.0137-9158.2 669158	TRW
						03.0137-9274.2 669274	
			➔	+ ABS; → 10/07		03.0137-9158.2 669158	TRW
			➔	+ ABS		03.0137-9274.2 669274	
			➔	11/07→; + ABS		03.0137-9278.2 669278	
1.4 (B/CB0C)	55	09/98→05/05	➔	- ABS; Schaltgetriebe		03.0137-9088.2 669088	BDX
			➔	- ABS		03.0137-9088.2 669088	BDX
			➔	+ ABS; Automatikgetriebe		03.0137-9158.2 669158	TRW
						03.0137-9274.2 669274	
			➔	+ ABS; Schaltgetriebe		03.0137-9158.2 669158	TRW
						03.0137-9274.2 669274	
1.4 16V (B/CB0L)	70	10/99→09/04	➔	→ 07/00		03.0137-9158.2 669158	TRW
						03.0137-9274.2 669274	
1.4 16V (B/CB0P)	72	08/00→	➔	→ 10/07		03.0137-9158.2 669158	TRW
1.5 dCi	74	01/04→					
1.5 dCi (B/C2J)	50	08/04→	➔	→ 12/12		03.0137-9274.2 669274	
1.5 dCi (B/CB07)	48	06/01→	➔	11/07→ 12/12		03.0137-9278.2 669278	
1.5 dCi (B/CB08)	60	06/01→					
1.6 16V (BB01, BB0H, BB0T, BB14, BB1D, BB1R, BB2KL...)	79	09/98→					
1.5 dCi	42	06/01→12/06	➔			03.0137-9158.2 669158	TRW
1.5 dCi (B/CB03)	59	06/01→10/03				03.0137-9274.2 669274	
1.6 (B/CB0D)	66	09/98→05/05					
1.6 Flex	81	05/00→12/06					
1.6	81	11/04→02/09	➔	→ 10/07		03.0137-9158.2 669158	TRW
1.6 16V	82	10/01→12/08	➔			03.0137-9274.2 669274	
1.6 Hi-Flex (CB0H)	86	01/05→02/10	➔	11/07→		03.0137-9278.2 669278	
1.9 D (B/CB0E)	47	09/98→05/05	➔	- ABS; für Fahrzeuge ohne Klimaanlage		03.0137-9088.2 669088	BDX
1.9 D (B/CB0J)	48	02/00→05/01	➔	+ ABS; für Fahrzeuge mit Klimaanlage		03.0137-9158.2 669158	TRW
						03.0137-9274.2 669274	
1.9 dTi (B/CB0U)	59	12/99→05/05	➔	02/00→		03.0137-9158.2 669158	TRW
						03.0137-9274.2 669274	
↓							










	kw			 	! #		
<b>RENAULT - CLIO II (BB0/1/2_, CB0/1/2_) 09/98→</b>							
<b>Bremstrommel</b>							
1.0 1.2 (BB0A, CB0A)	40	02/00→05/01	➡	- ABS		<b>24.0218-0032.1 480118</b>	Ø 180,0 x 53,5 / 181 - RLG
	44	03/99→05/01	➡	+ ABS		<b>24.0218-0732.2 480207</b>	Ø 180,0 x 53,5 / 181 + RLG
1.2 (BB0A, BB0F, BB10, BB1K, BB28, BB2D, BB2H, CB0A...) 1.2 16V (BB05, BB0W, BB11, BB27, BB2T, BB2U, BB2V, CB05...)	43	09/98→	➡	→ 12/12; - ABS		<b>24.0218-0032.1 480118</b>	Ø 180,0 x 53,5 / 181 - RLG
	55	06/01→	➡	+ ABS; → 11/02		<b>24.0220-3021.1 480127</b>	Ø 203,0 x 48 / 204,5 - RLG / - ABS Ring
			➡	12/02→; + ABS; → 01/04		<b>24.0220-3036.1 480301</b>	Ø 203,3 x 50,5 / 204,5 - RLG / - ABS Ring
1.2 16V 1.5 dCi (B/CB3M) 1.5 dCi (B/CB3N)	54 47 62	06/06→ 06/05→ 02/07→	➡	→ 12/12; - ABS		<b>24.0218-0032.1 480118</b> <b>24.0218-0732.2 480207</b>	Ø 180,0 x 53,5 / 181 - RLG Ø 180,0 x 53,5 / 181 + RLG
1.2 LPG	43	09/98→06/09	➡	- ABS		<b>24.0218-0032.1 480118</b>	Ø 180,0 x 53,5 / 181 - RLG
			➡	+ ABS; → 11/02		<b>24.0220-3021.1 480127</b>	Ø 203,0 x 48 / 204,5 - RLG / - ABS Ring
			➡	12/02→; + ABS		<b>24.0220-3036.1 480301</b>	Ø 203,3 x 50,5 / 204,5 - RLG / - ABS Ring
			➡	12/02→; + ABS; → 01/04		<b>24.0220-3036.1 480301</b>	Ø 203,3 x 50,5 / 204,5 - RLG / - ABS Ring
1.4 (B/CB0C)	55	09/98→05/05	➡	- ABS; Schaltgetriebe		<b>24.0218-0032.1 480118</b>	Ø 180,0 x 53,5 / 181 - RLG
			➡	- ABS		<b>24.0218-0732.2 480207</b>	Ø 180,0 x 53,5 / 181 + RLG
			➡	→ 11/02; + ABS; Schaltgetriebe		<b>24.0218-0732.2 480207</b>	Ø 180,0 x 53,5 / 181 + RLG
			➡	→ 11/02; + ABS; Automatikgetriebe		<b>24.0220-3021.1 480127</b>	Ø 203,0 x 48 / 204,5 - RLG / - ABS Ring
			➡	12/02→ 01/04; + ABS; Automatikgetriebe		<b>24.0220-3036.1 480301</b>	Ø 203,3 x 50,5 / 204,5 - RLG / - ABS Ring
			➡	12/02→ 01/04; + ABS; Schaltgetriebe		<b>24.0220-3036.1 480301</b>	Ø 203,3 x 50,5 / 204,5 - RLG / - ABS Ring
1.4 16V (B/CB0L)	70	10/99→09/04	➡	→ 07/00		<b>24.0220-3021.1 480127</b>	Ø 203,0 x 48 / 204,5 - RLG / - ABS Ring
1.4 16V (B/CB0P) 1.5 dCi 1.5 dCi (B/CB07) 1.5 dCi (B/CB08) 1.6 (B/CB0D) 1.6 16V 1.6 16V (BB01, BB0H, BB0T, BB14, BB1D, BB1R, BB2KL...) 1.6 Flex	72 42 48 60 66 82 79 81	08/00→ 06/01→12/06 06/01→ 06/01→ 09/98→05/05 10/01→12/08 09/98→ 05/00→12/06	➡	→ 11/02		<b>24.0220-3021.1 480127</b>	Ø 203,0 x 48 / 204,5 - RLG / - ABS Ring
	➡	12/02→ 01/04		<b>24.0220-3036.1 480301</b>	Ø 203,3 x 50,5 / 204,5 - RLG / - ABS Ring		
	➡	→ 11/02		<b>24.0220-3021.1 480127</b>	Ø 203,0 x 48 / 204,5 - RLG / - ABS Ring		
	➡	12/02→		<b>24.0220-3036.1 480301</b>	Ø 203,3 x 50,5 / 204,5 - RLG / - ABS Ring		
	➡	→ 11/02		<b>24.0220-3021.1 480127</b>	Ø 203,0 x 48 / 204,5 - RLG / - ABS Ring		
	➡	12/02→		<b>24.0220-3036.1 480301</b>	Ø 203,3 x 50,5 / 204,5 - RLG / - ABS Ring		
1.9 D (B/CB0E)	47	09/98→05/05	➡	- ABS; für Fahrzeuge ohne Klimaanlage		<b>24.0218-0032.1 480118</b>	Ø 180,0 x 53,5 / 181 - RLG
			➡	→ 11/02; + ABS; für Fahrzeuge mit Klimaanlage		<b>24.0218-0732.2 480207</b>	Ø 180,0 x 53,5 / 181 + RLG
			➡	12/02→ 01/04; + ABS; für Fahrzeuge mit Klimaanlage		<b>24.0220-3021.1 480127</b>	Ø 203,0 x 48 / 204,5 - RLG / - ABS Ring
1.9 D (B/CB0J)	48	02/00→05/01	➡	- ABS; für Fahrzeuge ohne Klimaanlage		<b>24.0220-3036.1 480301</b>	Ø 203,3 x 50,5 / 204,5 - RLG / - ABS Ring
			➡	+ ABS; für Fahrzeuge mit Klimaanlage		<b>24.0218-0032.1 480118</b> <b>24.0218-0732.2 480207</b>	Ø 180,0 x 53,5 / 181 - RLG Ø 180,0 x 53,5 / 181 + RLG
1.9 dTi (B/CB0U)	59	12/99→05/05	➡	02/00→ 11/02		<b>24.0220-3021.1 480127</b>	Ø 203,0 x 48 / 204,5 - RLG / - ABS Ring
			➡	12/02→ 01/04		<b>24.0220-3036.1 480301</b>	Ø 203,3 x 50,5 / 204,5 - RLG / - ABS Ring
<b>Bremsbackensatz</b>							
1.0 1.2 (BB0A, CB0A)	40 44	02/00→05/01 03/99→05/01	➡	+ ABS		<b>03.0137-0312.2 650312</b>	TRW Ø 203 x 38
						<b>03.0137-0532.2 650532</b>	BOS Ø 203 x 39 + HEB
						<b>03.0520-3517.3 693517</b>	TRW Ø 203 x 39 Ø 17,78 + RZ / + Zub TopKit











	kw			 	! #		
<b>RENAULT - CLIO II (BB0/1/2_, CB0/1/2_) 09/98→</b>							
<b>Bremsbackensatz</b>							
1.0 1.2 (BB0A, CB0A)	40	02/00→05/01 03/99→05/01	➡	+ ABS		<b>03.0520-5017.3 695017</b>	Ø 203 x 39 Ø 17,46 + RZ / + Zub TopKit
	44		➡	- ABS		<b>03.0137-0358.2 650358</b> <b>03.0520-4719.3 694719</b>	BDX Ø 180 x 42 + HEB BDX Ø 180 x 42 Ø 19,05 + RZ / + Zub TopKit
1.2 (BB0A, BB0F, BB10, BB1K, BB28, BB2D, BB2H, CB0A...) 1.2 16V 1.2 16V (BB05, BB0W, BB11, BB27, BB2T, BB2U, BB2V, CB05...) 1.5 dCi (B/CB3M) 1.5 dCi (B/CB3N)	43	09/98→ 06/06→ 06/01→ 06/05→ 02/07→	➡	+ ABS; → 10/07		<b>03.0137-0312.2 650312</b> <b>03.0520-3517.3 693517</b>	TRW Ø 203 x 38 TRW Ø 203 x 39 Ø 17,78 + RZ / + Zub TopKit
	54		➡	- ABS; → 12/12		<b>03.0520-5017.3 695017</b> <b>03.0137-0358.2 650358</b>	Ø 203 x 39 Ø 17,46 + RZ / + Zub TopKit BDX Ø 180 x 42 + HEB
	55		➡	11/07→; + ABS; → 12/12		<b>03.0520-4719.3 694719</b> <b>03.0137-0498.2 650498</b>	BDX Ø 180 x 42 Ø 19,05 + RZ / + Zub TopKit TRW Ø 203 x 38 + HEB
	47		➡	+ ABS; → 12/12		<b>03.0520-4717.3 694717</b> <b>03.0137-0532.2 650532</b>	Ø 203 x 38 Ø 17,46 + RZ / + Zub TopKit BOS Ø 203 x 39 + HEB
	62		➡				
1.2 LPG	43	09/98→06/09	➡	+ ABS; → 10/07		<b>03.0137-0312.2 650312</b> <b>03.0520-3517.3 693517</b> <b>03.0520-5017.3 695017</b>	TRW Ø 203 x 38 TRW Ø 203 x 39 Ø 17,78 + RZ / + Zub TopKit Ø 203 x 39 Ø 17,46 + RZ / + Zub TopKit
			➡			<b>03.0137-0312.2 650312</b> <b>03.0137-0532.2 650532</b>	TRW Ø 203 x 38 BOS Ø 203 x 39 + HEB
			➡	- ABS		<b>03.0137-0358.2 650358</b> <b>03.0520-4719.3 694719</b>	BDX Ø 180 x 42 + HEB BDX Ø 180 x 42 Ø 19,05 + RZ / + Zub TopKit
			➡	11/07→; + ABS		<b>03.0137-0498.2 650498</b> <b>03.0520-4717.3 694717</b>	TRW Ø 203 x 38 + HEB Ø 203 x 38 Ø 17,46 + RZ / + Zub TopKit
			➡	+ ABS		<b>03.0137-0532.2 650532</b>	BOS Ø 203 x 39 + HEB
1.4 (B/CB0C)	55	09/98→05/05	➡	+ ABS; Automatikgetriebe		<b>03.0137-0312.2 650312</b> <b>03.0137-0532.2 650532</b> <b>03.0520-3517.3 693517</b> <b>03.0520-5017.3 695017</b>	TRW Ø 203 x 38 BOS Ø 203 x 39 + HEB TRW Ø 203 x 39 Ø 17,78 + RZ / + Zub TopKit Ø 203 x 39 Ø 17,46 + RZ / + Zub TopKit
			➡	+ ABS; Schaltgetriebe		<b>03.0137-0312.2 650312</b> <b>03.0137-0532.2 650532</b> <b>03.0520-3517.3 693517</b> <b>03.0520-5017.3 695017</b>	TRW Ø 203 x 38 BOS Ø 203 x 39 + HEB TRW Ø 203 x 39 Ø 17,78 + RZ / + Zub TopKit Ø 203 x 39 Ø 17,46 + RZ / + Zub TopKit
			➡	- ABS; Schaltgetriebe		<b>03.0137-0358.2 650358</b> <b>03.0520-4719.3 694719</b>	BDX Ø 180 x 42 + HEB BDX Ø 180 x 42 Ø 19,05 + RZ / + Zub TopKit
			➡	- ABS		<b>03.0137-0358.2 650358</b> <b>03.0520-4719.3 694719</b>	BDX Ø 180 x 42 + HEB BDX Ø 180 x 42 Ø 19,05 + RZ / + Zub TopKit
			➡				
1.4 16V (B/CB0L)	70	10/99→09/04	➡	→ 07/00		<b>03.0137-0312.2 650312</b> <b>03.0137-0532.2 650532</b> <b>03.0520-3517.3 693517</b> <b>03.0520-5017.3 695017</b>	TRW Ø 203 x 38 BOS Ø 203 x 39 + HEB TRW Ø 203 x 39 Ø 17,78 + RZ / + Zub TopKit Ø 203 x 39 Ø 17,46 + RZ / + Zub TopKit
1.4 16V (B/CB0P) 1.5 dCi 1.5 dCi (B/C2J) 1.5 dCi (B/CB07) 1.5 dCi (B/CB08) 1.6 16V (BB01, BB0H, BB0T, BB14, BB1D, BB1R, BB2KL...)	72	08/00→ 01/04→ 08/04→ 06/01→ 06/01→ 09/98→	➡	→ 10/07		<b>03.0137-0312.2 650312</b> <b>03.0520-3517.3 693517</b>	TRW Ø 203 x 38 TRW Ø 203 x 39 Ø 17,78 + RZ / + Zub TopKit
	74		➡	11/07→ 12/12		<b>03.0520-5017.3 695017</b> <b>03.0137-0498.2 650498</b> <b>03.0520-4717.3 694717</b>	Ø 203 x 39 Ø 17,46 + RZ / + Zub TopKit TRW Ø 203 x 38 + HEB Ø 203 x 38 Ø 17,46 + RZ / + Zub TopKit
	50		➡	→ 12/12		<b>03.0137-0532.2 650532</b>	BOS Ø 203 x 39 + HEB
1.5 dCi 1.5 dCi (B/CB03) 1.6 (B/CB0D) ↓	42	06/01→12/06 06/01→10/03 09/98→05/05	➡			<b>03.0137-0312.2 650312</b> <b>03.0137-0532.2 650532</b>	TRW Ø 203 x 38 BOS Ø 203 x 39 + HEB
	59						
	66						



















	kw			 	! #		
<b>RENAULT - CLIO II (BB0/1/2_, CB0/1/2_) 09/98→</b>							
<b>Bremsbackensatz</b>							
1.6 Flex	81	05/00→12/06	➔			03.0520-3517.3 693517 03.0520-5017.3 695017	TRW Ø 203 x 39 Ø 17,78 + RZ / + Zub TopKit Ø 203 x 39 Ø 17,46 + RZ / + Zub TopKit
1.6 1.6 16V 1.6 Hi-Flex (CB0H)	81 82 86	11/04→02/09 10/01→12/08 01/05→02/10	➔	→ 10/07		03.0137-0312.2 650312 03.0520-3517.3 693517 03.0520-5017.3 695017	TRW Ø 203 x 38 TRW Ø 203 x 39 Ø 17,78 + RZ / + Zub TopKit Ø 203 x 39 Ø 17,46 + RZ / + Zub TopKit
			➔	11/07→		03.0137-0498.2 650498 03.0520-4717.3 694717	TRW Ø 203 x 38 + HEB Ø 203 x 38 Ø 17,46 + RZ / + Zub TopKit
			➔			03.0137-0532.2 650532	BOS Ø 203 x 39 + HEB
1.9 D (B/CB0E) 1.9 D (B/CB0J)	47 48	09/98→05/05 02/00→05/01	➔	+ ABS; für Fahrzeuge mit Klimaanlage		03.0137-0312.2 650312 03.0137-0532.2 650532 03.0520-3517.3 693517 03.0520-5017.3 695017	TRW Ø 203 x 38 BOS Ø 203 x 39 + HEB TRW Ø 203 x 39 Ø 17,78 + RZ / + Zub TopKit Ø 203 x 39 Ø 17,46 + RZ / + Zub TopKit
			➔	- ABS; für Fahrzeuge ohne Klimaanlage		03.0137-0358.2 650358 03.0520-4719.3 694719	BDX Ø 180 x 42 + HEB BDX Ø 180 x 42 Ø 19,05 + RZ / + Zub TopKit
1.9 dTi (B/CB0U)	59	12/99→05/05	➔	02/00→		03.0137-0312.2 650312 03.0137-0532.2 650532 03.0520-3517.3 693517 03.0520-5017.3 695017	TRW Ø 203 x 38 BOS Ø 203 x 39 + HEB TRW Ø 203 x 39 Ø 17,78 + RZ / + Zub TopKit Ø 203 x 39 Ø 17,46 + RZ / + Zub TopKit
<b>Seilzug, Feststellbremse</b>							
1.0 1.2 (BB0A, CB0A)	40 44	02/00→05/01 03/99→05/01	➔	<input type="checkbox"/> ; + ABS; Trommelbremse		24.3727-1046.2 581046	L= 1.355
			➔	<input type="checkbox"/> ; + ABS; Trommelbremse		24.3727-1047.2 581047	L= 1.277
			➔	<input type="checkbox"/> ; - ABS; Trommelbremse		24.3727-1048.2 581048	L= 1.343
			➔	<input type="checkbox"/> ; - ABS; Trommelbremse		24.3727-1049.2 581049	L= 1.263
1.2 (BB0A, BB0F, BB10, BB1K, BB28, BB2D, BB2H, CB0A...)	43	09/98→	➔	<input type="checkbox"/> ; + ABS; → 12/12; Trommelbremse		24.3727-1046.2 581046	L= 1.355
			➔	<input type="checkbox"/> ; + ABS; → 12/12; Trommelbremse		24.3727-1047.2 581047	L= 1.277
			➔	<input type="checkbox"/> ; - ABS; → 12/12; Trommelbremse		24.3727-1048.2 581048	L= 1.343
			➔	<input type="checkbox"/> ; - ABS; → 12/12; Trommelbremse		24.3727-1049.2 581049	L= 1.263
1.2 16V 1.2 16V (BB05, BB0W, BB11, BB27, BB2T, BB2U, BB2V, CB05...) 1.5 dCi (B/C2J) 1.5 dCi (B/CB07)	54 55 50 48	06/06→ 06/01→	➔	<input type="checkbox"/> ; - ESP; → 12/12; Trommelbremse		24.3727-1060.2 581060	L= 1.415
			➔	<input type="checkbox"/> ; - ESP; → 12/12; Trommelbremse		24.3727-1061.2 581061	L= 1.335
		08/04→ 06/01→	➔	<input type="checkbox"/> ; - ABS; → 12/12; Trommelbremse		24.3727-1066.2 581066	L= 1.402
			➔	<input type="checkbox"/> ; - ABS; → 12/12; Trommelbremse		24.3727-1067.2 581067	L= 1.321
			➔	<input type="checkbox"/> ; - ABS; → 12/12; Trommelbremse		24.3727-1067.2 581067	L= 1.321
1.2 LPG	43	09/98→06/09	➔	<input type="checkbox"/> ; + ABS; Trommelbremse		24.3727-1046.2 581046	L= 1.355
			➔	<input type="checkbox"/> ; + ABS; Trommelbremse		24.3727-1047.2 581047	L= 1.277
			➔	<input type="checkbox"/> ; - ABS; Trommelbremse		24.3727-1048.2 581048	L= 1.343
			➔	<input type="checkbox"/> ; - ABS; Trommelbremse		24.3727-1066.2 581066	L= 1.402
			➔	<input type="checkbox"/> ; - ABS; Trommelbremse		24.3727-1049.2 581049	L= 1.263
1.4 (B/CB0C)	55	09/98→05/05	➔	<input type="checkbox"/> ; - ABS; Automatikgetriebe; Trommelbremse		24.3727-1046.2 581046	L= 1.355
			➔	<input type="checkbox"/> ; + ABS; Trommelbremse		24.3727-1046.2 581046	L= 1.355
			➔	<input type="checkbox"/> ; - ABS; Automatikgetriebe; Trommelbremse		24.3727-1047.2 581047	L= 1.277
			➔	<input type="checkbox"/> ; + ABS; Trommelbremse		24.3727-1047.2 581047	L= 1.277
			➔	<input type="checkbox"/> ; - ABS; Schaltgetriebe; Trommelbremse		24.3727-1048.2 581048	L= 1.343
			➔	<input type="checkbox"/> ; - ABS; Trommelbremse		24.3727-1048.2 581048	L= 1.343
			➔	<input type="checkbox"/> ; - ABS; Trommelbremse		24.3727-1049.2 581049	L= 1.263
			➔	<input type="checkbox"/> ; - ABS; Schaltgetriebe; Trommelbremse		24.3727-1049.2 581049	L= 1.263
1.4 16V (B/CB0L)	70	10/99→09/04	➔	<input type="checkbox"/> ; → 07/00; Trommelbremse		24.3727-1046.2 581046	L= 1.355
			➔	<input type="checkbox"/> ; → 07/00; Trommelbremse		24.3727-1047.2 581047	L= 1.277
↓							













	kw			 	! #		
<b>RENAULT - CLIO II (BB0/1/2_, CB0/1/2_) 09/98→</b>							
<b>Seilzug, Feststellbremse</b>							
1.4 16V (B/CB0P)	72	08/00→	➡	☐; → 12/12; Trommelbremse	24.3727-1046.2	581046	L= 1.355
1.6 16V (BB01, BB0H, BB0T, BB14, BB1D, BB1R, BB2KL...)	79	09/98→	➡	☐; → 12/12; Trommelbremse	24.3727-1047.2	581047	L= 1.277
1.5 dCi	42	06/01→12/06	➡	☐; - ESP; Trommelbremse	24.3727-1060.2	581060	L= 1.415
			➡	☐; - ESP; Trommelbremse	24.3727-1061.2	581061	L= 1.335
			➡	☐; - ABS; Trommelbremse	24.3727-1066.2	581066	L= 1.402
			➡	☐; - ABS; Trommelbremse	24.3727-1067.2	581067	L= 1.321
1.5 dCi 1.5 dCi (B/CB08)	74 60	01/04→ 06/01→	➡	☐; - ABS; → 12/12; Trommelbremse	24.3727-1060.2	581060	L= 1.415
			➡	☐; - ABS; → 12/12; Trommelbremse	24.3727-1061.2	581061	L= 1.335
			➡	☐; + ABS; → 12/12; Trommelbremse	24.3727-1066.2	581066	L= 1.402
			➡	☐; + ABS; → 12/12; Trommelbremse	24.3727-1067.2	581067	L= 1.321
1.5 dCi (B/CB03)	59	06/01→10/03	➡	☐; - ABS; Trommelbremse	24.3727-1060.2	581060	L= 1.415
			➡	☐; - ABS; Trommelbremse	24.3727-1061.2	581061	L= 1.335
			➡	☐; + ABS; Trommelbremse	24.3727-1066.2	581066	L= 1.402
			➡	☐; + ABS; Trommelbremse	24.3727-1067.2	581067	L= 1.321
1.6 1.6 (B/CB0D) 1.6 16V 1.6 Flex 1.6 Hi-Flex (CB0H)	81 66 82 81 86	11/04→02/09 09/98→05/05 10/01→12/08 05/00→12/06 01/05→02/10	➡	☐; Trommelbremse	24.3727-1046.2	581046	L= 1.355
			➡	☐; Trommelbremse	24.3727-1047.2	581047	L= 1.277
			➡	☐; + ABS; für Fahrzeuge mit Klimaanlage; Trommelbremse	24.3727-1046.2	581046	L= 1.355
			➡	☐; + ABS; für Fahrzeuge mit Klimaanlage; Trommelbremse	24.3727-1047.2	581047	L= 1.277
1.9 D (B/CB0E) 1.9 D (B/CB0J)	47 48	09/98→05/05 02/00→05/01	➡	☐; - ABS; für Fahrzeuge ohne Klimaanlage; Trommelbremse	24.3727-1048.2	581048	L= 1.343
			➡	☐; - ABS; für Fahrzeuge ohne Klimaanlage; Trommelbremse	24.3727-1049.2	581049	L= 1.263
			➡	☐; 02/00→; Trommelbremse	24.3727-1046.2	581046	L= 1.355
			➡	☐; 02/00→; Trommelbremse	24.3727-1047.2	581047	L= 1.277
<b>RENAULT - CLIO II Kasten (SB0/1/2_) 09/98→</b>							
<b>Radbremszylinder</b>							
1.2 (SB0A, SB0F, SB10)	44	03/99→10/03	➡	- ABS	24.3219-1722.3	020426	BDX Ø 19,05 GG
1.2 (SB0A, SB0F, SB1K, SB2D)	43	09/98→	➡	+ ABS; → 12/12	24.3217-1710.3	020420	TRW Ø 17,78 GG
			➡		24.3217-1711.3	020449	BOS Ø 17,46 ALU
			➡	- ABS; → 12/12	24.3219-1722.3	020426	BDX Ø 19,05 GG
1.5 dCi 1.5 dCi 1.5 dCi (SB07)	50 60 48	04/04→ 11/03→ 06/01→	➡	→ 12/12	24.3217-1710.3	020420	TRW Ø 17,78 GG
			➡		24.3217-1711.3	020449	BOS Ø 17,46 ALU
			➡				
1.5 dCi 1.9 D (SB0J) 1.9 D (SB0R) 1.9 DTi (SB0U)	59 48 40 59	06/01→10/04 02/00→05/01 03/99→01/00 02/00→05/01	➡		24.3217-1710.3	020420	TRW Ø 17,78 GG
			➡		24.3217-1711.3	020449	BOS Ø 17,46 ALU
			➡	→ 04/05	24.3217-1710.3	020420	TRW Ø 17,78 GG
			➡		24.3217-1711.3	020449	BOS Ø 17,46 ALU
1.9 D (SB0E)	47	09/98→	➡	→ 12/12	24.3217-1710.3	020420	TRW Ø 17,78 GG
			➡		24.3217-1711.3	020449	BOS Ø 17,46 ALU
			➡		24.3219-1722.3	020426	BDX Ø 19,05 GG
<b>Zubehörsatz, Bremsbacken</b>							
1.2 (SB0A, SB0F, SB1K, SB2D)	43	09/98→	➡	- ABS; → 12/12	03.0137-9088.2	669088	BDX
			➡	+ ABS; → 12/12	03.0137-9158.2	669158	TRW
			➡		03.0137-9274.2	669274	
1.5 dCi 1.5 dCi 1.5 dCi (SB07)	50 60 48	04/04→ 11/03→ 06/01→	➡	→ 12/12	03.0137-9158.2	669158	TRW
			➡		03.0137-9274.2	669274	
			➡				
1.5 dCi 1.9 D (SB0J) 1.9 D (SB0R) 1.9 DTi (SB0U)	59 48 40 59	06/01→10/04 02/00→05/01 03/99→01/00 02/00→05/01	➡		03.0137-9158.2	669158	TRW
			➡		03.0137-9274.2	669274	
			➡	→ 04/05	03.0137-9158.2	669158	TRW
			➡		03.0137-9158.2	669158	TRW













	kw			 	! #		
<b>RENAULT - CLIO II Kasten (SB0/1/2_) 09/98→</b>							
<b>Zubehörsatz, Bremsbacken</b>							
1.6 (SB0H)	79	11/03→	➡	→ 04/05		03.0137-9274.2 669274	
1.9 D (SB0E)	47	09/98→	➡	→ 12/12		03.0137-9088.2 669088 03.0137-9158.2 669158 03.0137-9274.2 669274	BDX TRW
<b> Bremstrommel</b>							
1.2 (SB0A, SB0F, SB1K, SB2D)	43	09/98→	➡	- ABS; → 12/12		24.0218-0032.1 480118 24.0218-0732.2 480207	Ø 180,0 x 53,5 / 181 - RLG Ø 180,0 x 53,5 / 181 + RLG
			➡	+ ABS; → 12/12		24.0220-3021.1 480127	Ø 203,0 x 48 / 204,5 - RLG / - ABS Ring
1.5 dCi	50	04/04→	➡	→ 12/12		24.0220-3021.1 480127	Ø 203,0 x 48 / 204,5 - RLG / - ABS Ring
1.5 dCi	60	11/03→					
1.5 dCi (SB07)	48	06/01→					
1.5 dCi	59	06/01→10/04	➡			24.0220-3021.1 480127	Ø 203,0 x 48 / 204,5 - RLG / - ABS Ring
1.9 D (SB0J)	48	02/00→05/01					
1.9 D (SB0R)	40	03/99→01/00					
1.9 DTi (SB0U)	59	02/00→05/01					
1.9 D (SB0E)	47	09/98→	➡	→ 12/12		24.0218-0032.1 480118 24.0218-0732.2 480207 24.0220-3021.1 480127	Ø 180,0 x 53,5 / 181 - RLG Ø 180,0 x 53,5 / 181 + RLG Ø 203,0 x 48 / 204,5 - RLG / - ABS Ring
<b> Bremsbackensatz</b>							
1.2 (SB0A, SB0F, SB1K, SB2D)	43	09/98→	➡	+ ABS; → 12/12		03.0137-0312.2 650312 03.0137-0532.2 650532	TRW Ø 203 x 38 BOS Ø 203 x 39 + HEB
			➡	- ABS; → 12/12		03.0137-0358.2 650358	BDX Ø 180 x 42 + HEB
			➡	→ 06/05; + ABS		03.0520-3517.3 693517 03.0520-5017.3 695017	TRW Ø 203 x 39 Ø 17,78 + RZ / + Zub TopKit Ø 203 x 39 Ø 17,46 + RZ / + Zub TopKit
			➡	→ 06/05; - ABS		03.0520-4719.3 694719	BDX Ø 180 x 42 Ø 19,05 + RZ / + Zub TopKit
1.5 dCi	50	04/04→	➡	→ 12/12		03.0137-0312.2 650312 03.0137-0532.2 650532	TRW Ø 203 x 38 BOS Ø 203 x 39 + HEB
1.5 dCi (SB07)	48	06/01→	➡	→ 06/05		03.0520-3517.3 693517 03.0520-5017.3 695017	TRW Ø 203 x 39 Ø 17,78 + RZ / + Zub TopKit Ø 203 x 39 Ø 17,46 + RZ / + Zub TopKit
1.5 dCi	59	06/01→10/04	➡			03.0137-0312.2 650312 03.0137-0532.2 650532 03.0520-3517.3 693517 03.0520-5017.3 695017	TRW Ø 203 x 38 BOS Ø 203 x 39 + HEB TRW Ø 203 x 39 Ø 17,78 + RZ / + Zub TopKit Ø 203 x 39 Ø 17,46 + RZ / + Zub TopKit
1.9 D (SB0J)	48	02/00→05/01					
1.9 D (SB0R)	40	03/99→01/00					
1.9 DTi (SB0U)	59	02/00→05/01					
1.5 dCi	60	11/03→	➡	→ 12/12		03.0137-0312.2 650312 03.0137-0532.2 650532	TRW Ø 203 x 38 BOS Ø 203 x 39 + HEB
			➡	→ 09/05		03.0520-3517.3 693517 03.0520-5017.3 695017	TRW Ø 203 x 39 Ø 17,78 + RZ / + Zub TopKit Ø 203 x 39 Ø 17,46 + RZ / + Zub TopKit
1.6 (SB0H)	79	11/03→	➡	→ 04/05		03.0137-0312.2 650312 03.0137-0532.2 650532	TRW Ø 203 x 38 BOS Ø 203 x 39 + HEB
1.9 D (SB0E)	47	09/98→	➡	→ 12/12		03.0137-0312.2 650312 03.0137-0358.2 650358 03.0137-0532.2 650532	TRW Ø 203 x 38 BDX Ø 180 x 42 + HEB BOS Ø 203 x 39 + HEB
			➡	→ 06/05		03.0520-3517.3 693517 03.0520-4719.3 694719 03.0520-5017.3 695017	TRW Ø 203 x 39 Ø 17,78 + RZ / + Zub TopKit BDX Ø 180 x 42 Ø 19,05 + RZ / + Zub TopKit Ø 203 x 39 Ø 17,46 + RZ / + Zub TopKit
<b> Seilzug, Feststellbremse</b>							
1.2 (SB0A, SB0F, SB1K, SB2D)	43	09/98→	➡	☐; + ABS; → 12/12; Trommelbremse		24.3727-1046.2 581046	L= 1.355
1.9 D (SB0E)	47	09/98→	➡	☐; + ABS; → 12/12; Trommelbremse		24.3727-1047.2 581047	L= 1.277
			➡	☐; - ABS; → 12/12; Trommelbremse		24.3727-1048.2 581048	L= 1.343
			➡	☐; - ABS; → 12/12; Trommelbremse		24.3727-1049.2 581049	L= 1.263
↓							












	kw			 	! #		
<b>RENAULT - CLIO II Kasten (SB0/1/2_) 09/98→</b>							
 <b>Seilzug, Feststellbremse</b>							
1.5 dCi	50	04/04→	➡	☐; - ESP; → 12/12; Trommelbremse	24.3727-1060.2	581060	L= 1.415
1.5 dCi	60	11/03→	➡	☐; - ESP; → 12/12; Trommelbremse	24.3727-1061.2	581061	L= 1.335
1.5 dCi (SB07)	48	06/01→	➡	☐; - ABS; → 12/12; Trommelbremse	24.3727-1066.2	581066	L= 1.402
			➡	☐; - ABS; → 12/12; Trommelbremse	24.3727-1067.2	581067	L= 1.321
1.5 dCi	59	06/01→10/04	➡	☐; - ESP; Trommelbremse	24.3727-1060.2	581060	L= 1.415
			➡	☐; - ESP; Trommelbremse	24.3727-1061.2	581061	L= 1.335
			➡	☐; - ABS; Trommelbremse	24.3727-1066.2	581066	L= 1.402
			➡	☐; - ABS; Trommelbremse	24.3727-1067.2	581067	L= 1.321
1.6 (SB0H)	79	11/03→	➡	☐; → 04/05; Trommelbremse	24.3727-1060.2	581060	L= 1.415
			➡	☐; → 04/05; Trommelbremse	24.3727-1061.2	581061	L= 1.335
1.9 D (SB0J)	48	02/00→05/01	➡	☐; Trommelbremse	24.3727-1046.2	581046	L= 1.355
1.9 D (SB0R)	40	03/99→01/00	➡	☐; Trommelbremse	24.3727-1047.2	581047	L= 1.277
1.9 DTi (SB0U)	59	02/00→05/01	➡	☐; Trommelbremse	24.3727-1047.2	581047	L= 1.277
<b>RENAULT - CLIO III (BR0/1, CR0/1) 01/05→</b>							
 <b>Radbremszylinder</b>							
1.2	43	05/05→06/09	➡	06/06→	24.3219-1755.3	020508	Ø 19,05 ALU
1.2 (BR01, BR03, BR0E, CR0E)	57	10/05→	➡	→ 12/12	24.3219-1755.3	020508	Ø 19,05 ALU
1.2 16V	58	06/05→					
1.2 16V	76	09/10→					
1.2 16V (BR02, BR0J, BR11, CR02, CR0J, CR11)	55	06/05→					
1.2 16V (BR0P, CR0P)	74	05/07→					
1.2 16V (BR0R, BR1D, BR1L, CR0R)	48	06/05→					
1.2 16V Hi-Flex (BR1U, CR1U)	55	07/08→					
1.2 Ethanol	55	07/08→					
1.4 16V	72	06/05→					
1.5 dCi	55	08/10→					
1.5 dCi	60	11/07→					
1.5 dCi	65	08/10→					
1.5 dCi (BR17, CR17)	63	06/05→					
1.5 dCi (BR1C, CR1C)	76	06/05→					
1.5 dCi (C/BR0G, C/BR1G)	50	06/05→					
1.2 16V	43	06/06→08/10	➡		24.3219-1755.3	020508	Ø 19,05 ALU
1.5 dCi	48	05/05→	➡	→ 10/06	24.3219-1755.3	020508	Ø 19,05 ALU
<b>Zubehörsatz, Bremsbacken</b>							
1.2	43	05/05→06/09	➡	06/06→	03.0137-9280.2	669280	
1.2 (BR01, BR03, BR0E, CR0E)	57	10/05→	➡	→ 12/12	03.0137-9280.2	669280	
1.2 16V	58	06/05→					
1.2 16V	76	09/10→					
1.2 16V (BR02, BR0J, BR11, CR02, CR0J, CR11)	55	06/05→					
1.2 16V (BR0P, CR0P)	74	05/07→					
1.2 16V (BR0R, BR1D, BR1L, CR0R)	48	06/05→					
1.2 16V Hi-Flex (BR1U, CR1U)	55	07/08→					
1.2 Ethanol	55	07/08→					
1.4 16V	72	06/05→					
1.5 dCi	55	08/10→					
1.5 dCi	60	11/07→					
1.5 dCi	65	08/10→					
1.5 dCi (BR17, CR17)	63	06/05→					
1.5 dCi (BR1C, CR1C)	76	06/05→					
1.5 dCi (C/BR0G, C/BR1G)	50	06/05→					
1.2 16V	43	06/06→08/10	➡		03.0137-9280.2	669280	
1.5 dCi	48	05/05→	➡	→ 10/06	03.0137-9280.2	669280	
<b>Bremstrommel</b>							
1.2	43	05/05→06/09	➡	06/06→	24.0220-3033.1	480195	Ø 203,3 x 50,5 / 204,5 - RLG / - ABS Ring
↓							













	kW			 	! #		
<b>RENAULT - CLIO III (BR0/1, CR0/1) 01/05→</b>							
<b>Bremstrommel</b>							
1.2 (BR01, BR03, BR0E, CR0E)	57	10/05→	➡	→ 12/12		<b>24.0220-3033.1 480195</b>	Ø 203,3 x 50,5 / 204,5 - RLG / - ABS Ring
1.2 16V	58	06/05→					
1.2 16V	76	09/10→					
1.2 16V (BR02, BR0J, BR11, CR02, CR0J, CR11)	55	06/05→					
1.2 16V (BR0P, CR0P)	74	05/07→					
1.2 16V (BR0R, BR1D, BR1L, CR0R)	48	06/05→					
1.2 16V Hi-Flex (BR1U, CR1U)	55	07/08→					
1.2 Ethanol	55	07/08→					
1.4 16V	72	06/05→					
1.5 dCi	55	08/10→					
1.5 dCi	60	11/07→					
1.5 dCi	65	08/10→					
1.5 dCi (BR17, CR17)	63	06/05→					
1.5 dCi (BR1C, CR1C)	76	06/05→					
1.5 dCi (C/BR0G, C/BR1G)	50	06/05→					
1.2 16V	43	06/06→08/10	➡			<b>24.0220-3033.1 480195</b>	Ø 203,3 x 50,5 / 204,5 - RLG / - ABS Ring
1.5 dCi	48	05/05→	➡	→ 10/06		<b>24.0220-3033.1 480195</b>	Ø 203,3 x 50,5 / 204,5 - RLG / - ABS Ring
<b>Bremsbackensatz</b>							
1.2	43	05/05→06/09	➡	06/06→		<b>03.0137-0454.2 650454</b> <b>03.0520-6419.3 696419</b>	AP Ø 203 x 38 + HEB AP Ø 203 x 38 Ø 19,05 + RZ / + Zub TopKit
1.2 (BR01, BR03, BR0E, CR0E)	57	10/05→	➡	→ 12/12		<b>03.0137-0454.2 650454</b> <b>03.0520-6419.3 696419</b>	AP Ø 203 x 38 + HEB AP Ø 203 x 38 Ø 19,05 + RZ / + Zub TopKit
1.2 16V	58	06/05→					
1.2 16V	76	09/10→					
1.2 16V (BR02, BR0J, BR11, CR02, CR0J, CR11)	55	06/05→					
1.2 16V (BR0P, CR0P)	74	05/07→					
1.2 16V (BR0R, BR1D, BR1L, CR0R)	48	06/05→					
1.2 16V Hi-Flex (BR1U, CR1U)	55	07/08→					
1.2 Ethanol	55	07/08→					
1.4 16V	72	06/05→					
1.5 dCi	55	08/10→					
1.5 dCi	60	11/07→					
1.5 dCi	65	08/10→					
1.5 dCi (BR17, CR17)	63	06/05→					
1.5 dCi (BR1C, CR1C)	76	06/05→					
1.5 dCi (C/BR0G, C/BR1G)	50	06/05→					
1.2 16V	43	06/06→08/10	➡			<b>03.0137-0454.2 650454</b> <b>03.0520-6419.3 696419</b>	AP Ø 203 x 38 + HEB AP Ø 203 x 38 Ø 19,05 + RZ / + Zub TopKit
1.5 dCi	48	05/05→	➡	→ 10/06		<b>03.0137-0454.2 650454</b> <b>03.0520-6419.3 696419</b>	AP Ø 203 x 38 + HEB AP Ø 203 x 38 Ø 19,05 + RZ / + Zub TopKit
<b>Seilzug, Feststellbremse</b>							
1.2	43	05/05→06/09	➡	☐; 06/06→; Trommelbremse		<b>24.3727-1078.2 581078</b>	L= 1.451
			➡	☐; 06/06→; Trommelbremse		<b>24.3727-1079.2 581079</b>	L= 1.587
1.2 (BR01, BR03, BR0E, CR0E)	57	10/05→	➡	☐; → 12/12; Trommelbremse		<b>24.3727-1078.2 581078</b>	L= 1.451
1.2 16V	58	06/05→	➡	☐; → 12/12; Trommelbremse		<b>24.3727-1079.2 581079</b>	L= 1.587
1.2 16V (BR02, BR0J, BR11, CR02, CR0J, CR11)	55	06/05→					
1.2 16V (BR0P, CR0P)	74	05/07→					
1.2 16V (BR0R, BR1D, BR1L, CR0R)	48	06/05→					
1.2 16V Hi-Flex (BR1U, CR1U)	55	07/08→					
1.2 Ethanol	55	07/08→					
1.4 16V	72	06/05→					
1.5 dCi	60	11/07→					
1.5 dCi (BR17, CR17)	63	06/05→					
1.5 dCi (BR1C, CR1C)	76	06/05→					
↓							














	kW			 	! #		
<b>RENAULT - CLIO III (BR0/1, CR0/1) 01/05→</b>							
 <b>Seilzug, Feststellbremse</b>							
1.5 dCi (C/BR0G, C/BR1G)	50	06/05→	➡	☐; → 12/12; Trommelbremse		24.3727-1078.2 581078	L= 1.451
1.6 16V GT (BR10, CR10)	94	06/09→	➡	☐; → 12/12; Trommelbremse		24.3727-1079.2 581079	L= 1.587
1.2 16V	43	06/06→08/10	➡	☐; Trommelbremse		24.3727-1078.2 581078	L= 1.451
			➡	☐; Trommelbremse		24.3727-1079.2 581079	L= 1.587
1.2 16V 1.5 dCi 1.5 dCi	76 55 65	09/10→ 08/10→ 08/10→	➡	☐; → 12/12; Trommelbremse		24.3727-1078.2 581078	L= 1.451
			➡	☐; → 12/12; Trommelbremse		24.3727-1079.2 581079	L= 1.587
			➡	☐; → 12/12; passend für Felgengröße [Zoll]: 16; Trommelbremse		24.3727-1090.2 581090	L= 1.572
			➡	☐; → 12/12; passend für Felgengröße [Zoll]: 16		24.3727-1091.2 581091	L= 1.440
1.5 dCi	48	05/05→	➡	☐; → 10/06; Trommelbremse		24.3727-1078.2 581078	L= 1.451
			➡	☐; → 10/06; Trommelbremse		24.3727-1079.2 581079	L= 1.587
2.0 16V Sport	145	02/06→	➡	☐; - ABS; → 12/12; Trommelbremse		24.3727-1078.2 581078	L= 1.451
			➡	☐; - ABS; → 12/12; Trommelbremse		24.3727-1079.2 581079	L= 1.587
			➡	☐; + ABS; → 12/12; Scheibenbremse		24.3727-1092.2 581092	L= 1.458
			➡	☐; + ABS; → 12/12; Scheibenbremse		24.3727-1093.2 581093	L= 1.596
2.0 16V Sport	148	09/08→	➡	☐; 04/09→; - ABS; → 12/12; Trommelbremse		24.3727-1078.2 581078	L= 1.451
			➡	☐; 04/09→; - ABS; → 12/12; Trommelbremse		24.3727-1079.2 581079	L= 1.587
			➡	☐; 04/09→; + ABS; → 12/12; Scheibenbremse		24.3727-1092.2 581092	L= 1.458
			➡	☐; 04/09→; + ABS; → 12/12; Scheibenbremse		24.3727-1093.2 581093	L= 1.596
<b>RENAULT - CLIO III Kasten (SB_, SR_) 06/05→</b>							
 <b>Radbremszylinder</b>							
1.2 (SR0J) 1.5 dCi (SR1H)	55 65	11/05→12/14 08/10→12/14	➡	→ 12/12		24.3219-1755.3 020508	Ø 19,05 ALU
1.2 (SR0P) 1.5 dCi 1.5 dCi	74 50 63	11/07→12/11 10/05→07/10 06/05→07/10	➡			24.3219-1755.3 020508	Ø 19,05 ALU
<b>Zubehörsatz, Bremsbacken</b>							
1.2 (SR0J) 1.5 dCi (SR1H)	55 65	11/05→12/14 08/10→12/14	➡	→ 12/12		03.0137-9280.2 669280	
1.2 (SR0P) 1.5 dCi 1.5 dCi	74 50 63	11/07→12/11 10/05→07/10 06/05→07/10	➡			03.0137-9280.2 669280	
 <b>Bremsstrommel</b>							
1.2 (SR0J) 1.5 dCi (SR1H)	55 65	11/05→12/14 08/10→12/14	➡	→ 12/12		24.0220-3033.1 480195	Ø 203,3 x 50,5 / 204,5 - RLG / - ABS Ring
1.2 (SR0P) 1.5 dCi 1.5 dCi	74 50 63	11/07→12/11 10/05→07/10 06/05→07/10	➡			24.0220-3033.1 480195	Ø 203,3 x 50,5 / 204,5 - RLG / - ABS Ring
 <b>Bremsbackensatz</b>							
1.2 (SR0J) 1.5 dCi (SR1H)	55 65	11/05→12/14 08/10→12/14	➡	→ 12/12		03.0137-0454.2 650454 03.0520-6419.3 696419	AP Ø 203 x 38 + HEB AP Ø 203 x 38 Ø 19,05 + RZ / + Zub TopKit
1.2 (SR0P) 1.5 dCi 1.5 dCi	74 50 63	11/07→12/11 10/05→07/10 06/05→07/10	➡			03.0137-0454.2 650454 03.0520-6419.3 696419	AP Ø 203 x 38 + HEB AP Ø 203 x 38 Ø 19,05 + RZ / + Zub TopKit
 <b>Seilzug, Feststellbremse</b>							
1.2 (SR0J)	55	11/05→12/14	➡	☐; → 12/12; Trommelbremse		24.3727-1078.2 581078	L= 1.451
			➡	☐; → 12/12; Trommelbremse		24.3727-1079.2 581079	L= 1.587
1.2 (SR0P) 1.5 dCi 1.5 dCi	74 50 63	11/07→12/11 10/05→07/10 06/05→07/10	➡	☐; Trommelbremse		24.3727-1078.2 581078	L= 1.451
			➡	☐; Trommelbremse		24.3727-1079.2 581079	L= 1.587
1.5 dCi (SR1H)	65	08/10→12/14	➡	☐; → 12/12; Trommelbremse		24.3727-1078.2 581078	L= 1.451
			➡	☐; → 12/12; Trommelbremse		24.3727-1079.2 581079	L= 1.587
↓							
































	kw			 	! #		
<b>RENAULT - CLIO III Kasten (SB_, SR_) 06/05→</b>							
 <b>Seilzug, Feststellbremse</b>							
1.5 dCi (SR1H)	65	08/10→12/14	→	<input type="checkbox"/> ; → 12/12; passend für Felgengröße [Zoll]: 16; Trommelbremse		24.3727-1090.2 581090	L= 1.572
			→	<input type="checkbox"/> ; → 12/12; passend für Felgengröße [Zoll]: 16		24.3727-1091.2 581091	L= 1.440
<b>RENAULT - CLIO IV (BH_) 11/12→</b>							
 <b>Radbremsszylinder</b>							
0.9 TCe 90	66	11/12→	→			24.3217-1711.3 020449	BOS Ø 17,46 ALU
0.9 TCe 90 LPG	66	06/16→					
1.2 16V	54	11/12→					
1.2 LPG 16V	54	11/12→					
1.5 dCi 75	55	11/12→					
1.2 TCe 120	87	01/16→	→			24.3219-1761.3 020536	Ø 19,05 ALU
1.2 TCe 120	88	03/13→					
1.5 dCi 110	81	06/16→	→	Schaltgetriebe		24.3217-1711.3 020449	BOS Ø 17,46 ALU
1.5 dCi 90	66	11/12→	→	Automatikgetriebe		24.3219-1761.3 020536	Ø 19,05 ALU
<b>Zubehörsatz, Bremsbacken</b>							
0.9 TCe 90	66	11/12→	→			03.0137-9274.2 669274	
0.9 TCe 90 LPG	66	06/16→					
1.2 16V	54	11/12→					
1.2 LPG 16V	54	11/12→					
1.5 dCi 75	55	11/12→					
1.2 TCe 120	87	01/16→	→			03.0137-9228.2 669228	BDX
1.2 TCe 120	88	03/13→					
1.5 dCi 110	81	06/16→	→	Automatikgetriebe		03.0137-9228.2 669228	BDX
1.5 dCi 90	66	11/12→	→	Schaltgetriebe		03.0137-9274.2 669274	
<b>Bremsbackensatz</b>							
0.9 TCe 90	66	11/12→	→			03.0137-0532.2 650532	BOS Ø 203 x 39 + HEB
0.9 TCe 90 LPG	66	06/16→				03.0520-5017.3 695017	Ø 203 x 39 Ø 17,46 + RZ / + Zub TopKit
1.2 16V	54	11/12→					
1.2 LPG 16V	54	11/12→					
1.5 dCi 75	55	11/12→					
1.2 TCe 120	87	01/16→	→			03.0137-0496.2 650496	BDX Ø 228 x 42 + HEB
1.2 TCe 120	88	03/13→				03.0520-7919.3 697919	Ø 228 x 42 Ø 19,05 + RZ / + Zub TopKit
1.5 dCi 110	81	06/16→	→	Automatikgetriebe		03.0137-0496.2 650496	BDX Ø 228 x 42 + HEB
1.5 dCi 90	66	11/12→	→	Schaltgetriebe		03.0520-7919.3 697919	Ø 228 x 42 Ø 19,05 + RZ / + Zub TopKit
						03.0137-0532.2 650532	BOS Ø 203 x 39 + HEB
						03.0520-5017.3 695017	Ø 203 x 39 Ø 17,46 + RZ / + Zub TopKit
<b>RENAULT - CLIO IV Grandtour (KH_) 01/13→</b>							
 <b>Radbremsszylinder</b>							
0.9 TCe 90	66	01/13→	→			24.3219-1761.3 020536	Ø 19,05 ALU
1.2 16V	54	01/13→					
1.2 TCe 120	87	01/16→					
1.2 TCe 120	88	03/13→					
1.5 dCi 110	81	06/16→					
1.5 dCi 75	55	01/13→					
1.5 dCi 90	66	01/13→					
<b>Zubehörsatz, Bremsbacken</b>							
0.9 TCe 90	66	01/13→	→			03.0137-9228.2 669228	BDX
1.2 16V	54	01/13→					
1.2 TCe 120	87	01/16→					
1.2 TCe 120	88	03/13→					
1.5 dCi 110	81	06/16→					
1.5 dCi 75	55	01/13→					
1.5 dCi 90	66	01/13→					
<b>Bremsbackensatz</b>							
0.9 TCe 90	66	01/13→	→			03.0137-0496.2 650496	BDX Ø 228 x 42 + HEB
1.2 16V	54	01/13→				03.0520-7919.3 697919	Ø 228 x 42 Ø 19,05 + RZ / + Zub TopKit
1.2 TCe 120	87	01/16→					
1.2 TCe 120	88	03/13→					
1.5 dCi 110	81	06/16→					
1.5 dCi 75	55	01/13→					
1.5 dCi 90	66	01/13→					

	kw			 	! #		
<b>RENAULT - CLIO IV Kasten 01/14→</b>							
 <b>Radbremszylinder</b>							
0.9 TCe 90	66	01/14→	➔			24.3217-1711.3 020449	BOS Ø 17,46 ALU
1.2 16V	55	01/14→					
1.5 dCi 75	55	01/14→					
1.5 dCi 90	66	01/14→	➔	Schaltgetriebe		24.3217-1711.3 020449	BOS Ø 17,46 ALU
			➔	Automatikgetriebe		24.3219-1761.3 020536	Ø 19,05 ALU
<b>Zubehörsatz, Bremsbacken</b>							
0.9 TCe 90	66	01/14→	➔			03.0137-9274.2 669274	
1.2 16V	55	01/14→					
1.5 dCi 75	55	01/14→					
1.5 dCi 90	66	01/14→	➔	Automatikgetriebe		03.0137-9228.2 669228	BDX
			➔	Schaltgetriebe		03.0137-9274.2 669274	
 <b>Bremsbackensatz</b>							
0.9 TCe 90	66	01/14→	➔			03.0137-0532.2 650532	BOS Ø 203 x 39 + HEB
1.2 16V	55	01/14→				03.0520-5017.3 695017	Ø 203 x 39 Ø 17,46 + RZ / + Zub TopKit
1.5 dCi 75	55	01/14→					
1.5 dCi 90	66	01/14→	➔	Automatikgetriebe		03.0137-0496.2 650496	BDX Ø 228 x 42 + HEB
						03.0520-7919.3 697919	Ø 228 x 42 Ø 19,05 + RZ / + Zub TopKit
			➔	Schaltgetriebe		03.0137-0532.2 650532	BOS Ø 203 x 39 + HEB
						03.0520-5017.3 695017	Ø 203 x 39 Ø 17,46 + RZ / + Zub TopKit
<b>RENAULT - CLIO Grandtour (KR0/1_) 02/08→</b>							
 <b>Radbremszylinder</b>							
1.2 16V	76	09/10→		+ ESP / - ESP; → 12/12		24.3219-1755.3 020508	Ø 19,05 ALU
1.2 16V (KR0E)	58	02/08→					
1.2 16V (KR0P)	74	02/08→					
1.5 dCi	48	02/10→					
1.5 dCi	55	08/10→					
1.5 dCi	65	08/10→					
1.5 dCi (KR0F)	63	02/08→					
1.5 dCi (KR0G)	50	02/08→					
1.5 dCi (KR1C, KR1N)	76	02/08→					
1.2 16V (KR02, KR0J)	55	02/08→		→ 12/12; - ESP		24.3219-1755.3 020508	Ø 19,05 ALU
1.2 16V Hi-Flex (KR0S)	55	07/08→					
1.4 16V	72	02/10→					
1.5 dCi (KR0H)	78	02/08→					
1.6 16V	80	02/08→					
1.6 16V (KR0B)	82	02/08→					
1.6 16V (KR10)	94	11/08→					
<b>Zubehörsatz, Bremsbacken</b>							
1.2 16V	76	09/10→	➔	+ ESP / - ESP; → 12/12		03.0137-9280.2 669280	
1.2 16V (KR0E)	58	02/08→					
1.2 16V (KR0P)	74	02/08→					
1.5 dCi	48	02/10→					
1.5 dCi	55	08/10→					
1.5 dCi	65	08/10→					
1.5 dCi (KR0F)	63	02/08→					
1.5 dCi (KR0G)	50	02/08→					
1.5 dCi (KR1C, KR1N)	76	02/08→					
1.2 16V (KR02, KR0J)	55	02/08→	➔	→ 12/12; - ESP		03.0137-9280.2 669280	
1.2 16V Hi-Flex (KR0S)	55	07/08→					
1.4 16V	72	02/10→					
1.5 dCi (KR0H)	78	02/08→					
1.6 16V	80	02/08→					
1.6 16V (KR0B)	82	02/08→					
1.6 16V (KR10)	94	11/08→					
 <b>Bremstrommel</b>							
1.2 16V	76	09/10→	➔	→ 12/12; - ESP		24.0220-3033.1 480195	Ø 203,3 x 50,5 / 204,5 - RLG / - ABS Ring
1.2 16V (KR02, KR0J)	55	02/08→					
1.2 16V (KR0E)	58	02/08→					
1.2 16V (KR0P)	74	02/08→					
1.2 16V Hi-Flex (KR0S)	55	07/08→					
1.5 dCi	48	02/10→					
1.5 dCi	55	08/10→					
1.5 dCi	65	08/10→					
1.5 dCi (KR0F)	63	02/08→					
1.5 dCi (KR0G)	50	02/08→					
1.5 dCi (KR0H)	78	02/08→					
1.5 dCi (KR1C, KR1N)	76	02/08→					
1.6 16V	80	02/08→					
1.6 16V (KR0B)	82	02/08→					

	kw				! #							
<b>RENAULT - CLIO Grandtour (KR0/1_) 02/08→</b>												
 <b>Bremsbackensatz</b>												
1.2 16V	76	09/10→	➔	+ ESP; → 12/12		03.0137-0454.2 650454	AP Ø 203 x 38 + HEB					
1.2 16V (KR0E)	58	02/08→	➔	→ 12/12; - ESP		03.0520-6419.3 696419	AP Ø 203 x 38 Ø 19,05 + RZ / + Zub TopKit					
1.2 16V (KR0P)	74	02/08→										
1.5 dCi	48	02/10→										
1.5 dCi	55	08/10→										
1.5 dCi	65	08/10→										
1.5 dCi (KR0F)	63	02/08→										
1.5 dCi (KR0G)	50	02/08→										
1.5 dCi (KR1C, KR1N)	76	02/08→										
1.2 16V (KR02, KR0J)	55	02/08→	➔	→ 12/12		03.0137-0454.2 650454	AP Ø 203 x 38 + HEB					
1.2 16V Hi-Flex (KR0S)	55	07/08→	➔	→ 12/12; - ESP		03.0520-6419.3 696419	AP Ø 203 x 38 Ø 19,05 + RZ / + Zub TopKit					
1.4 16V	72	02/10→										
1.5 dCi (KR0H)	78	02/08→										
1.6 16V	80	02/08→										
1.6 16V (KR0B)	82	02/08→										
1.6 16V (KR10)	94	11/08→										
 <b>Seilzug, Feststellbremse</b>												
1.2 16V	76	09/10→	➔	☐; → 12/12; - ESP; Trommelbremse		24.3727-1078.2 581078	L= 1.451					
1.2 16V (KR02, KR0J)	55	02/08→	➔	☐; → 12/12; Trommelbremse		24.3727-1079.2 581079	L= 1.587					
1.2 16V (KR0E)	58	02/08→										
1.2 16V (KR0P)	74	02/08→										
1.2 16V Hi-Flex (KR0S)	55	07/08→										
1.4 16V	72	02/10→										
1.5 dCi	55	08/10→										
1.5 dCi (KR0G)	50	02/08→										
1.5 dCi (KR0H)	78	02/08→										
1.5 dCi (KR1C, KR1N)	76	02/08→										
1.6 16V	80	02/08→										
1.6 16V (KR0B)	82	02/08→										
1.5 dCi	48	02/10→						➔	☐; → 12/12; - ESP; Trommelbremse		24.3727-1090.2 581090	L= 1.572
1.5 dCi	65	08/10→						➔	☐; → 12/12; - ESP; Trommelbremse		24.3727-1091.2 581091	L= 1.440
1.5 dCi (KR0F)	63	02/08→										
1.6 16V (KR10)	94	11/08→										
<b>RENAULT - DOKKER 12/13→</b>												
 <b>Radbremszylinder</b>												
1.5 dCi	66	12/13→	➔			24.3222-1729.3 020526	Ø 22,2 ALU					
1.6	62	12/13→										
1.6	63	12/13→										
<b>Zubehörsatz, Bremsbacken</b>												
1.5 dCi	66	12/13→	➔			03.0137-9228.2 669228	BDX					
1.6	62	12/13→										
1.6	63	12/13→										
 <b>Bremsbackensatz</b>												
1.5 dCi	66	12/13→	➔			03.0137-0496.2 650496	BDX Ø 228 x 42 + HEB					
1.6	62	12/13→				03.0520-7222.3 697222	Ø 228 x 42 Ø 22,2 + RZ / + Zub TopKit					
1.6	63	12/13→										
<b>RENAULT - DUSTER (HS_) 01/11→</b>												
 <b>Radbremszylinder</b>												
1.5 dCi	66	06/11→	➔			24.3219-1761.3 020536	Ø 19,05 ALU					
1.6 16V	84	06/15→										
1.6 16V (HSAT)	75	02/12→										
2.0	98	02/12→										
1.5 dCi 4x4	66	06/11→	➔	☐		24.3219-1763.3 020543	Ø 19,05 ALU					
1.6 16V 4x4	75	06/11→05/15	➔	☐		24.3219-1764.3 020544	Ø 19,05 ALU					
1.6 16V 4x4	84	06/15→										
2.0 4x4	99	02/12→										
<b>Zubehörsatz, Bremsbacken</b>												
1.5 dCi	66	06/11→	➔			03.0137-9228.2 669228	BDX					
1.6 16V	84	06/15→										
1.6 16V (HSAT)	75	02/12→										
2.0	98	02/12→										
1.5 dCi 4x4	66	06/11→	➔			03.0137-9312.2 669312						
1.6 16V 4x4	75	06/11→05/15										
1.6 16V 4x4	84	06/15→										
2.0 4x4	99	02/12→										
 <b>Bremsbackensatz</b>												
1.5 dCi	66	06/11→	➔			03.0137-0496.2 650496	BDX Ø 228 x 42 + HEB					
1.6 16V	84	06/15→				03.0520-7919.3 697919	Ø 228 x 42 Ø 19,05 + RZ / + Zub TopKit					
1.6 16V (HSAT)	75	02/12→										
2.0	98	02/12→										
↓												

	kw			 	! #		
<b>RENAULT - DUSTER (HS_) 01/11→</b>							
 <b>Bremsbackensatz</b>							
1.5 dCi 4x4	66	06/11→	➔			<b>03.0137-0507.2 650507</b>	Ø 228 x 42 + HEB
1.6 16V 4x4	75	06/11→05/15				<b>03.0520-8019.3 698019</b>	Ø 228 x 42 Ø 19,05 + RZ / + Zub TopKit
1.6 16V 4x4	84	06/15→					
2.0 4x4	99	02/12→					
<b>RENAULT - ESPACE II (J/S63_) 01/91→10/97</b>							
 <b>Radbremsszylinder</b>							
2.0 (J636)	76	01/91→10/96	➔	- ABS;		<b>24.3222-1118.3 020315</b>	BDX Ø 22,2 GG
2.2 (J/S637, J63G)	79	01/91→10/96		für Fahrzeuge ohne Niveauregulierung		<b>24.3222-1615.3 020285</b>	TRW Ø 22,2 GG
2.2 4x4 (J/S637, J63G)	79	03/91→12/96					
2.1 TD (J633, J634, J/S635, J/S63D)	65	01/91→10/96	➔	für Fahrzeuge ohne Niveauregulierung		<b>24.3222-1118.3 020315</b>	BDX Ø 22,2 GG
2.1 TD (J63E)	66	11/94→10/96				<b>24.3222-1615.3 020285</b>	TRW Ø 22,2 GG
<b>Zubehörsatz, Bremsbacken</b>							
2.0 (J636)	76	01/91→10/96	➔	- ABS;		<b>03.0137-9020.2 669020</b>	BDX
2.2 (J/S637, J63G)	79	01/91→10/96		für Fahrzeuge ohne Niveauregulierung		<b>03.0137-9027.2 669027</b>	TRW
2.2 4x4 (J/S637, J63G)	79	03/91→12/96					
2.1 TD (J633, J634, J/S635, J/S63D)	65	01/91→10/96	➔	für Fahrzeuge ohne Niveauregulierung		<b>03.0137-9020.2 669020</b>	BDX
2.1 TD (J63E)	66	11/94→10/96				<b>03.0137-9027.2 669027</b>	TRW
 <b>Bremstrommel</b>							
2.0 (J636)	76	01/91→10/96	➔	- ABS;		<b>24.0222-8015.1 480055</b>	Ø 229,0 x 52,5 / 229,5
2.2 (J/S637, J63G)	79	01/91→10/96		für Fahrzeuge ohne Niveauregulierung		<b>24.0222-8019.2 480087</b>	Ø 229,0 x 52,5 / 229,5
2.2 4x4 (J/S637, J63G)	79	03/91→12/96					
2.1 TD (J633, J634, J/S635, J/S63D)	65	01/91→10/96	➔	für Fahrzeuge ohne Niveauregulierung		<b>24.0222-8015.1 480055</b>	Ø 229,0 x 52,5 / 229,5
2.1 TD (J63E)	66	11/94→10/96				<b>24.0222-8019.2 480087</b>	Ø 229,0 x 52,5 / 229,5
 <b>Bremsbackensatz</b>							
2.0 (J636)	76	01/91→10/96	➔	- ABS;		<b>03.0137-0124.2 650124</b>	BDX Ø 229 x 42 + HEB
				für Fahrzeuge ohne Niveauregulierung		<b>03.0137-0271.2 650271</b>	TRW Ø 229 x 42 + HEB
			➔	12/92→; - ABS;		<b>03.0520-2422.3 692422</b>	TRW Ø 229 x 42 Ø 22,2 + RZ / + Zub TopKit
			➔	für Fahrzeuge ohne Niveauregulierung			
			➔	→ 11/92; - ABS;		<b>03.0520-3122.3 693122</b>	BDX Ø 229 x 42 Ø 22,2 + RZ / + Zub TopKit
				für Fahrzeuge ohne Niveauregulierung			
2.1 TD (J633, J634, J/S635, J/S63D)	65	01/91→10/96	➔	für Fahrzeuge ohne Niveauregulierung		<b>03.0137-0124.2 650124</b>	BDX Ø 229 x 42 + HEB
						<b>03.0137-0271.2 650271</b>	TRW Ø 229 x 42 + HEB
			➔	12/92→;		<b>03.0520-2422.3 692422</b>	TRW Ø 229 x 42 Ø 22,2 + RZ / + Zub TopKit
				für Fahrzeuge ohne Niveauregulierung			
			➔	→ 11/92;		<b>03.0520-3122.3 693122</b>	BDX Ø 229 x 42 Ø 22,2 + RZ / + Zub TopKit
				für Fahrzeuge ohne Niveauregulierung			
2.1 TD (J63E)	66	11/94→10/96	➔	für Fahrzeuge ohne Niveauregulierung		<b>03.0137-0124.2 650124</b>	BDX Ø 229 x 42 + HEB
						<b>03.0137-0271.2 650271</b>	TRW Ø 229 x 42 + HEB
						<b>03.0520-2422.3 692422</b>	TRW Ø 229 x 42 Ø 22,2 + RZ / + Zub TopKit
2.2 (J/S637, J63G)	79	01/91→10/96	➔	- ABS;		<b>03.0137-0124.2 650124</b>	BDX Ø 229 x 42 + HEB
2.2 4x4 (J/S637, J63G)	79	03/91→12/96		für Fahrzeuge ohne Niveauregulierung		<b>03.0137-0271.2 650271</b>	TRW Ø 229 x 42 + HEB
						<b>03.0520-2422.3 692422</b>	TRW Ø 229 x 42 Ø 22,2 + RZ / + Zub TopKit
 <b>Seilzug, Feststellbremse</b>							
2.0 (J636)	76	01/91→10/96	➔	⬇; + ABS;	1	<b>24.3727-1024.2 581024</b>	Satz L= 1.285 L2= 1.891
2.2 (J/S637, J63G)	79	01/91→10/96		für Fahrzeuge mit Niveauregulierung;			
2.2 4x4 (J/S637, J63G)	79	03/91→12/96		Scheibenbremse			
			➔	⬇; - ABS;	1	<b>24.3727-1031.2 581031</b>	Satz L= 1.984 L2= 1.045
				für Fahrzeuge ohne Niveauregulierung;			
				Trommelbremse			
2.1 TD (J633, J634, J/S635, J/S63D)	65	01/91→10/96	➔	⬇; für Fahrzeuge mit Niveauregulierung;	1	<b>24.3727-1024.2 581024</b>	Satz L= 1.285 L2= 1.891
				Scheibenbremse			
2.1 TD (J63E)	66	11/94→10/96	➔	⬇;	1	<b>24.3727-1031.2 581031</b>	Satz L= 1.984 L2= 1.045
				für Fahrzeuge ohne Niveauregulierung;			
				Trommelbremse			
2.8 V6 (J638, J63J)	110	01/91→10/96	➔	⬇; Scheibenbremse	1	<b>24.3727-1024.2 581024</b>	Satz L= 1.285 L2= 1.891
<b>RENAULT - ESPACE III (JE0_) 11/96→10/02</b>							
 <b>Radbremsszylinder</b>							
1.9 dTi (JE0M)	72	02/99→10/02	➔			<b>24.3222-1615.3 020285</b>	TRW Ø 22,2 GG
2.0 (JE0A)	84	11/96→10/00					
2.2 12V TD (JE0E, JE0H, JE0P)	83	11/96→10/00					
↓							

	kw					! #		
<b>RENAULT - ESPACE III (JE0_) 11/96→10/02</b>								
 <b>Radbremszylinder</b>								
2.2 D	84	11/97→01/00	➔				<b>24.3222-1615.3 020285</b>	TRW Ø 22,2 GG
2.2 dCi (JE0S)	85	07/00→10/02						
<b>Zubehörsatz, Bremsbacken</b>								
1.9 dTi (JE0M)	72	02/99→10/02	➔				<b>03.0137-9206.2 669206</b>	TRW
2.0 (JE0A)	84	11/96→10/00						
2.2 12V TD (JE0E, JE0H, JE0P)	83	11/96→10/00						
2.2 D	84	11/97→01/00						
2.2 dCi (JE0S)	85	07/00→10/02						
 <b>Bremstrommel</b>								
1.9 dTi (JE0M)	72	02/99→10/02	➔				<b>24.0222-8032.1 480170</b>	Ø 228,6 x 52,5 / 229,5
2.0 (JE0A)	84	11/96→10/00						
2.2 12V TD (JE0E, JE0H, JE0P)	83	11/96→10/00						
2.2 D	84	11/97→01/00						
2.2 dCi (JE0S)	85	07/00→10/02						
 <b>Bremsbackensatz</b>								
1.9 dTi (JE0M)	72	02/99→10/02	➔				<b>03.0137-0347.2 650347</b>	TRW Ø 229 x 42 + HEB
2.0 (JE0A)	84	11/96→10/00					<b>03.0520-5522.3 695522</b>	TRW Ø 229 x 41 Ø 22,2 + RZ / + Zub TopKit
2.2 12V TD (JE0E, JE0H, JE0P)	83	11/96→10/00						
2.2 D	84	11/97→01/00						
2.2 dCi (JE0S)	85	07/00→10/02						
 <b>Seilzug, Feststellbremse</b>								
1.9 dTi (JE0M)	72	02/99→10/02	➔	⬇; Radstand [mm]: 2.702; Trommelbremse	1	<b>24.3727-1058.2 581058</b>	L= 1.520 L2= 1.583	
2.0 (JE0A)	84	11/96→10/00						
2.2 12V TD (JE0E, JE0H, JE0P)	83	11/96→10/00	➔	⬇; Radstand [mm]: 2.874; Trommelbremse	1	<b>24.3727-1059.2 581059</b>	L= 1.675 L2= 1.740	
2.2 D	84	11/97→01/00						
2.2 dCi (JE0S)	85	07/00→10/02						
<b>RENAULT - EXPRESS Kasten/Kombi 07/95→03/98</b>								
 <b>Radbremszylinder</b>								
1.9 D	47	07/95→03/98	➔	⬇; nicht für erhöhte Nutzlast		<b>24.3220-1118.3 020226</b>	BDX Ø 20,64 GG	
			➔	⬇; nicht für erhöhte Nutzlast		<b>24.3220-1119.3 020227</b>	BDX Ø 20,64 GG	
			➔	für erhöhte Nutzlast		<b>24.3222-1615.3 020285</b>	TRW Ø 22,2 GG	
<b>Zubehörsatz, Bremsbacken</b>								
1.9 D	47	07/95→03/98	➔	für erhöhte Nutzlast		<b>03.0137-9027.2 669027</b>	TRW	
			➔	nicht für erhöhte Nutzlast		<b>03.0137-9125.2 669125</b>	BDX	
 <b>Bremstrommel</b>								
1.9 D	47	07/95→03/98	➔	nicht für erhöhte Nutzlast		<b>24.0220-3005.1 480054</b>	Ø 203,0 x 50,5 / 204,5 - RLG	
			➔	für erhöhte Nutzlast		<b>24.0222-8019.2 480087</b>	Ø 229,0 x 52,5 / 229,5	
 <b>Bremsbackensatz</b>								
1.9 D	47	07/95→03/98	➔	nicht für erhöhte Nutzlast		<b>03.0137-0211.2 650211</b>	BDX Ø 203 x 39	
			➔	für erhöhte Nutzlast		<b>03.0520-3020.3 693020</b>	BDX Ø 203 x 39 Ø 20,64 + RZ / + Zub TopKit	
			➔	für erhöhte Nutzlast		<b>03.0137-0271.2 650271</b>	TRW Ø 229 x 42 + HEB	
			➔	für erhöhte Nutzlast		<b>03.0520-2422.3 692422</b>	TRW Ø 229 x 42 Ø 22,2 + RZ / + Zub TopKit	
 <b>Seilzug, Feststellbremse</b>								
1.9 D	47	07/95→03/98	➔	⬇; nicht für erhöhte Nutzlast; Trommelbremse	2	<b>24.3727-1035.2 581035</b>	L= 1.469	
<b>RENAULT - EXPRESS Pick-up 07/95→10/99</b>								
 <b>Radbremszylinder</b>								
1.9 D	40	07/95→10/97	➔	⬇; 09/95→; nicht für erhöhte Nutzlast		<b>24.3220-1118.3 020226</b>	BDX Ø 20,64 GG	
			➔	⬇; 09/95→; nicht für erhöhte Nutzlast		<b>24.3220-1119.3 020227</b>	BDX Ø 20,64 GG	
			➔	09/95→; für erhöhte Nutzlast		<b>24.3222-1615.3 020285</b>	TRW Ø 22,2 GG	
1.9 D	47	07/95→10/99	➔	⬇; → 03/98; nicht für erhöhte Nutzlast		<b>24.3220-1118.3 020226</b>	BDX Ø 20,64 GG	
			➔	⬇; → 03/98; nicht für erhöhte Nutzlast		<b>24.3220-1119.3 020227</b>	BDX Ø 20,64 GG	
↓								

	kw					! #			
<b>RENAULT - EXPRESS Pick-up 07/95→10/99</b>									
 <b>Radbremsszylinder</b>									
1.9 D	47	07/95→10/99	➡	→ 03/98; für erhöhte Nutzlast		24.3222-1615.3	020285	TRW Ø 22,2 GG	
<b>Zubehörsatz, Bremsbacken</b>									
1.9 D	40	07/95→10/97	➡	09/95→; für erhöhte Nutzlast		03.0137-9027.2	669027	TRW	
			➡	09/95→; nicht für erhöhte Nutzlast		03.0137-9125.2	669125	BDX	
1.9 D	47	07/95→10/99	➡	→ 03/98; für erhöhte Nutzlast		03.0137-9027.2	669027	TRW	
			➡	→ 03/98; nicht für erhöhte Nutzlast		03.0137-9125.2	669125	BDX	
 <b>Bremstrommel</b>									
1.9 D	40	07/95→10/97	➡	09/95→; nicht für erhöhte Nutzlast		24.0220-3005.1	480054	Ø 203,0 x 50,5 / 204,5 - RLG	
			➡	09/95→; für erhöhte Nutzlast		24.0222-8019.2	480087	Ø 229,0 x 52,5 / 229,5	
1.9 D	47	07/95→10/99	➡	→ 03/98; nicht für erhöhte Nutzlast		24.0220-3005.1	480054	Ø 203,0 x 50,5 / 204,5 - RLG	
			➡	→ 03/98; für erhöhte Nutzlast		24.0222-8019.2	480087	Ø 229,0 x 52,5 / 229,5	
 <b>Bremsbackensatz</b>									
1.9 D	40	07/95→10/97	➡	09/95→; nicht für erhöhte Nutzlast		03.0137-0211.2	650211	BDX Ø 203 x 39	
			➡	09/95→; für erhöhte Nutzlast		03.0520-3020.3	693020	BDX Ø 203 x 39 Ø 20,64 + RZ / + Zub TopKit	
1.9 D	47	07/95→10/99	➡	→ 03/98; nicht für erhöhte Nutzlast		03.0137-0211.2	650211	BDX Ø 203 x 39	
			➡	→ 03/98; für erhöhte Nutzlast		03.0520-3020.3	693020	BDX Ø 203 x 39 Ø 20,64 + RZ / + Zub TopKit	
1.9 D	47	07/95→10/99	➡	→ 03/98; nicht für erhöhte Nutzlast		03.0137-0271.2	650271	TRW Ø 229 x 42 + HEB	
			➡	→ 03/98; für erhöhte Nutzlast		03.0520-2422.3	692422	TRW Ø 229 x 42 Ø 22,2 + RZ / + Zub TopKit	
1.9 D	47	07/95→10/99	➡	→ 03/98; nicht für erhöhte Nutzlast		03.0137-0271.2	650271	TRW Ø 229 x 42 + HEB	
			➡	→ 03/98; für erhöhte Nutzlast		03.0520-2422.3	692422	TRW Ø 229 x 42 Ø 22,2 + RZ / + Zub TopKit	
 <b>Seilzug, Feststellbremse</b>									
1.9 D	40	07/95→10/97	➡	⚠; 09/95→; nicht für erhöhte Nutzlast; Trommelbremse		2	24.3727-1035.2	581035	L= 1.469
1.9 D	47	07/95→10/99	➡	⚠; → 03/98; nicht für erhöhte Nutzlast; Trommelbremse		2	24.3727-1035.2	581035	L= 1.469
<b>RENAULT - FLUENCE (L30_) 02/10→</b>									
 <b>Radbremsszylinder</b>									
1.5 dCi (L30A)	63	02/10→	➡			24.3219-1755.3	020508	Ø 19,05 ALU	
1.5 dCi (L30B)	78	02/10→							
1.5 dCi (L30D, L30L)	81	02/10→							
1.5 dCi (L30S)	66	02/10→							
1.6 16V	78	02/10→							
1.6 16V (L301, L30F, L30P, L30R)	81	02/10→							
1.6 16V (L304, L305, L30H)	82	02/10→							
1.6 LPG 16V	81	01/12→							
2.0 16V (L30C, L30G, L30T, L30V)	103	02/10→							
<b>RENAULT - GRAND SCÉNIC II (JM0/1_) 04/04→</b>									
 <b>Seilzug, Feststellbremse</b>									
1.5 dCi	60	04/04→	➡	⚠; → 03/09; Scheibenbremse		2	24.3727-1075.2	581075	L= 2.100
1.5 dCi (JM02, JM13)	74	04/04→							
1.6	77	06/06→							
1.6	83	04/04→							
1.9 dCi (JM0G, JM12, JM1G, JM2C)	88	04/04→							
1.9 dCi (JM14)	96	05/05→							
1.9 dCi (JM15)	81	05/05→							
2.0	99	04/04→							
2.0	120	04/04→							
1.5 dCi	76	06/06→11/08	➡	⚠; Scheibenbremse		2	24.3727-1075.2	581075	L= 2.100
1.6	82	06/06→11/08							
1.6 Flex	82	06/06→11/08							
1.9 dCi	85	05/05→01/09							
1.5 dCi (JM1E)	78	05/05→	➡	⚠; 06/06→ 03/09; Scheibenbremse		2	24.3727-1075.2	581075	L= 2.100

**RENAULT - KANGOO / GRAND KANGOO (KW0/1\_) 02/08→**

**Seilzug, Feststellbremse**

1.2 TCe 115	84	07/13→	➔	☑; kurzer Radstand; passend für Felgengröße [Zoll]: 15 / 16; Scheibenbremse	2	24.3727-1082.2	581082	L= 2.015
1.5 dCi	48	01/09→						
1.5 dCi	55	11/12→						
1.5 dCi	66	11/12→						
1.5 dCi	78	02/08→						
1.5 dCi (KW0A)	50	02/08→						
1.5 dCi (KW0B)	63	02/08→						
1.5 dCi (KW0C, KW0F)	76	02/08→						
1.5 dCi 110	80	09/10→						
1.5 dCi 110	81	03/13→						
1.6 (KW00, KW0Y)	64	02/08→						
1.6 16V (KW0D)	78	02/08→						
1.6 16V Hi-Flex	78	02/08→						
Z.E.	44	10/11→						










**RENAULT - KANGOO (KC0/1\_) 08/97→**

**Radbremszylinder**








1.2 (KC0A, KC0K, KC0F, KC01)	43	08/97→	➔	03/98→ 12/07; für Fahrzeuge mit verstärktem Fahrwerk	24.3222-1715.3	020433	BDX Ø 22,2 ALU					
				03/98→ 12/07	24.3222-1715.3	020433	BDX Ø 22,2 ALU					
				03/98→ 12/07; für Fahrzeuge ohne verstärktes Fahrwerk	24.3222-1716.3	020434	BDX Ø 22,2 ALU					
1.2 16V (KC05, KC06, KC03, KC0T, KC0W, KC1D)	55	06/01→	➔	→ 12/07; für Fahrzeuge mit verstärktem Fahrwerk	24.3222-1715.3	020433	BDX Ø 22,2 ALU					
				→ 12/07	24.3222-1715.3	020433	BDX Ø 22,2 ALU					
				→ 12/07; für Fahrzeuge ohne verstärktes Fahrwerk	24.3222-1716.3	020434	BDX Ø 22,2 ALU					
1.4 (KC0C, KC0H, KC0B, KC0M)	55	08/97→	➔	03/98→ 12/07; für Fahrzeuge mit verstärktem Fahrwerk	24.3222-1715.3	020433	BDX Ø 22,2 ALU					
				D 55 1.9 (KC0D)	40	08/97→	➔	03/98→ 12/07; für Fahrzeuge ohne verstärktes Fahrwerk	24.3222-1716.3	020434	BDX Ø 22,2 ALU	
D 65 1.9 (KC0E, KC02, KC0J, KC0N)	47	08/97→										
1.5 dCi	42	07/03→	➔	→ 12/07; für Fahrzeuge mit verstärktem Fahrwerk	24.3222-1715.3	020433	BDX Ø 22,2 ALU					
1.5 dCi	50	06/05→										
1.5 dCi	62	06/05→										
1.5 dCi (KC07)	48	12/01→						➔	→ 12/07; für Fahrzeuge ohne verstärktes Fahrwerk	24.3222-1716.3	020434	BDX Ø 22,2 ALU
1.5 dCi (KC08, KC09)	60	07/02→										
1.6 16V	70	06/01→										
1.9 dTi (KC0U)	59	02/00→										
1.5 dCi	45	04/05→06/10	➔	→ 12/07; für Fahrzeuge ohne verstärktes Fahrwerk	24.3222-1716.3	020434	BDX Ø 22,2 ALU					
1.6 Elect'road RE	66	09/99→06/01	➔		24.3222-1715.3	020433	BDX Ø 22,2 ALU					
	22	01/02→12/04										
1.9 dCi 4x4	62	10/03→	➔	→ 12/07	24.3222-1716.3	020434	BDX Ø 22,2 ALU					
1.9 RXED	48	09/99→06/01	➔	für Fahrzeuge mit verstärktem Fahrwerk	24.3222-1715.3	020433	BDX Ø 22,2 ALU					
				für Fahrzeuge ohne verstärktes Fahrwerk	24.3222-1716.3	020434	BDX Ø 22,2 ALU					













**Zubehörsatz, Bremsbacken**

1.2 (KC0A, KC0K, KC0F, KC01)	43	08/97→	➔	03/98→ 12/07; für Fahrzeuge mit verstärktem Fahrwerk	03.0137-9228.2	669228	BDX				
				03/98→ 12/07	03.0137-9228.2	669228	BDX				
				03/98→ 12/07; für Fahrzeuge ohne verstärktes Fahrwerk	03.0137-9233.2	669233					
1.2 16V (KC05, KC06, KC03, KC0T, KC0W, KC1D)	55	06/01→	➔	→ 12/07; für Fahrzeuge mit verstärktem Fahrwerk	03.0137-9228.2	669228	BDX				
				→ 12/07	03.0137-9228.2	669228	BDX				
				→ 12/07; für Fahrzeuge ohne verstärktes Fahrwerk	03.0137-9233.2	669233					
1.4 (KC0C, KC0H, KC0B, KC0M)	55	08/97→	➔	03/98→ 12/07; für Fahrzeuge mit verstärktem Fahrwerk	03.0137-9228.2	669228	BDX				
				D 55 1.9 (KC0D)	40	08/97→	➔	03/98→ 12/07; für Fahrzeuge ohne verstärktes Fahrwerk	03.0137-9233.2	669233	
D 65 1.9 (KC0E, KC02, KC0J, KC0N)	47	08/97→									
1.5 dCi	42	07/03→	➔	→ 12/07; für Fahrzeuge mit verstärktem Fahrwerk	03.0137-9228.2	669228	BDX				
1.5 dCi	50	06/05→									
1.5 dCi	62	06/05→									
1.5 dCi (KC07)	48	12/01→						➔	→ 12/07; für Fahrzeuge ohne verstärktes Fahrwerk	03.0137-9233.2	669233
1.5 dCi (KC08, KC09)	60	07/02→									
1.9 dTi (KC0U)	59	02/00→									
1.5 dCi	45	04/05→06/10	➔	→ 12/07; für Fahrzeuge ohne verstärktes Fahrwerk	03.0137-9233.2	669233					
1.6 Elect'road RE	66	09/99→06/01	➔		03.0137-9228.2	669228	BDX				
	22	01/02→12/04									
1.6 16V	70	06/01→	➔	→ 12/07; Frontantrieb; für Fahrzeuge mit verstärktem Fahrwerk	03.0137-9228.2	669228	BDX				

	kw			 	! #		
<b>RENAULT - KANGOO (KC0/1_) 08/97→</b>							
<b>Zubehörsatz, Bremsbacken</b>							
1.6 16V	70	06/01→	➡	→ 12/07; Frontantrieb; für Fahrzeuge ohne verstärktes Fahrwerk	03.0137-9233.2	669233	
1.9 dCi 4x4	62	10/03→	➡	→ 12/07	03.0137-9233.2	669233	
1.9 RXED	48	09/99→06/01	➡	für Fahrzeuge mit verstärktem Fahrwerk	03.0137-9228.2	669228	BDX
			➡	für Fahrzeuge ohne verstärktes Fahrwerk	03.0137-9233.2	669233	
<b> Bremsstrommel</b>							
1.2 (KC0A, KC0K, KC0F, KC01)	43	08/97→	➡	03/98→ 12/07; für Fahrzeuge ohne verstärktes Fahrwerk	24.0220-3010.1	480081	Ø 203,0 x 50,5 / 204,5 - RLG / - ABS Ring
			➡	03/98→ 12/07; für Fahrzeuge mit verstärktem Fahrwerk	24.0222-8015.1	480055	Ø 229,0 x 52,5 / 229,5
			➡	03/98→ 12/07	24.0222-8019.2	480087	Ø 229,0 x 52,5 / 229,5
1.2 16V (KC05, KC06, KC03, KC0T, KC0W, KC1D)	55	06/01→	➡	→ 12/07; für Fahrzeuge ohne verstärktes Fahrwerk	24.0220-3010.1	480081	Ø 203,0 x 50,5 / 204,5 - RLG / - ABS Ring
			➡	→ 12/07; für Fahrzeuge mit verstärktem Fahrwerk	24.0222-8015.1	480055	Ø 229,0 x 52,5 / 229,5
			➡	→ 12/07	24.0222-8019.2	480087	Ø 229,0 x 52,5 / 229,5
1.4 (KC0C, KC0H, KC0B, KC0M) D 55 1.9 (KC0D) D 65 1.9 (KC0E, KC02, KC0J, KC0N)	55	08/97→	➡	03/98→ 12/07; für Fahrzeuge ohne verstärktes Fahrwerk	24.0220-3010.1	480081	Ø 203,0 x 50,5 / 204,5 - RLG / - ABS Ring
	40 47	08/97→ 08/97→	➡	03/98→ 12/07; für Fahrzeuge mit verstärktem Fahrwerk	24.0222-8015.1 24.0222-8019.2	480055 480087	Ø 229,0 x 52,5 / 229,5 Ø 229,0 x 52,5 / 229,5
1.5 dCi 1.5 dCi 1.5 dCi 1.5 dCi (KC07) 1.5 dCi (KC08, KC09) 1.6 16V 1.9 dTi (KC0U)	42	07/03→	➡	→ 12/07; für Fahrzeuge ohne verstärktes Fahrwerk	24.0220-3010.1	480081	Ø 203,0 x 50,5 / 204,5 - RLG / - ABS Ring
	50	06/05→					
	62	06/05→	➡	→ 12/07; für Fahrzeuge mit verstärktem Fahrwerk	24.0222-8015.1	480055	Ø 229,0 x 52,5 / 229,5
	48	12/01→					
	60	07/02→					
70	06/01→						
59	02/00→						
1.5 dCi	45	04/05→06/10	➡	→ 12/07; für Fahrzeuge ohne verstärktes Fahrwerk	24.0220-3010.1	480081	Ø 203,0 x 50,5 / 204,5 - RLG / - ABS Ring
1.9 RXED	48	09/99→06/01	➡	für Fahrzeuge ohne verstärktes Fahrwerk	24.0220-3010.1	480081	Ø 203,0 x 50,5 / 204,5 - RLG / - ABS Ring
			➡	für Fahrzeuge mit verstärktem Fahrwerk	24.0222-8015.1	480055	Ø 229,0 x 52,5 / 229,5
					24.0222-8019.2	480087	Ø 229,0 x 52,5 / 229,5
Elect'road RE	22	01/02→12/04	➡		24.0222-8015.1	480055	Ø 229,0 x 52,5 / 229,5
					24.0222-8019.2	480087	Ø 229,0 x 52,5 / 229,5
<b> Bremsbackensatz</b>							
1.2 (KC0A, KC0K, KC0F, KC01)	43	08/97→	➡	03/98→ 12/07; für Fahrzeuge ohne verstärktes Fahrwerk	03.0137-0350.2	650350	Ø 203 x 39 + HEB
			➡	03/98→ 12/07; für Fahrzeuge mit verstärktem Fahrwerk	03.0520-5722.3	695722	BDX Ø 203 x 39 Ø 22,2 + RZ / + Zub TopKit
			➡	03/98→ 12/07	03.0137-0351.2	650351	BDX Ø 229 x 42 + HEB
					03.0520-5622.3	695622	BDX Ø 229 x 42 Ø 22,2 + RZ / + Zub TopKit
1.2 16V (KC05, KC06, KC03, KC0T, KC0W, KC1D)	55	06/01→	➡	→ 12/07; für Fahrzeuge ohne verstärktes Fahrwerk	03.0137-0350.2	650350	Ø 203 x 39 + HEB
			➡	→ 12/07; für Fahrzeuge mit verstärktem Fahrwerk	03.0520-5722.3	695722	BDX Ø 203 x 39 Ø 22,2 + RZ / + Zub TopKit
			➡	→ 12/07	03.0137-0351.2	650351	BDX Ø 229 x 42 + HEB
					03.0520-5622.3	695622	BDX Ø 229 x 42 Ø 22,2 + RZ / + Zub TopKit
1.4 (KC0C, KC0H, KC0B, KC0M) D 55 1.9 (KC0D) D 65 1.9 (KC0E, KC02, KC0J, KC0N)	55	08/97→	➡	03/98→ 12/07; für Fahrzeuge ohne verstärktes Fahrwerk	03.0137-0350.2	650350	Ø 203 x 39 + HEB
	40 47	08/97→ 08/97→	➡	03/98→ 12/07; für Fahrzeuge mit verstärktem Fahrwerk	03.0520-5722.3	695722	BDX Ø 203 x 39 Ø 22,2 + RZ / + Zub TopKit
1.5 dCi 1.5 dCi 1.5 dCi 1.5 dCi (KC07)	42	07/03→	➡	→ 12/07; für Fahrzeuge ohne verstärktes Fahrwerk	03.0137-0350.2	650350	Ø 203 x 39 + HEB
	50	06/05→					
	60	06/05→					
48	12/01→						



	kw			 	! #		
<b>RENAULT - KANGOO (KC0/1_) 08/97→</b>							
<b>Bremsbackensatz</b>							
1.5 dCi (KC08, KC09) 1.9 dTi (KC0U)	60 59	07/02→ 02/00→	➡	→ 12/07; für Fahrzeuge mit verstärktem Fahrwerk	<b>03.0137-0351.2 650351</b> <b>03.0520-5622.3 695622</b>	BDX Ø 229 x 42 + HEB BDX Ø 229 x 42 Ø 22,2 + RZ / + Zub TopKit	
1.5 dCi	45	04/05→06/10	➡	→ 12/07; für Fahrzeuge ohne verstärktes Fahrwerk	<b>03.0137-0350.2 650350</b>	Ø 203 x 39 + HEB	
1.6	66	09/99→06/01	➡		<b>03.0137-0351.2 650351</b>	BDX Ø 229 x 42 + HEB	
1.6 16V	70	06/01→	➡	→ 12/07; Frontantrieb; für Fahrzeuge ohne verstärktes Fahrwerk	<b>03.0137-0350.2 650350</b>	Ø 203 x 39 + HEB	
			➡	→ 12/07; Frontantrieb; für Fahrzeuge mit verstärktem Fahrwerk	<b>03.0137-0351.2 650351</b>	BDX Ø 229 x 42 + HEB	
			➡	→ 12/07; für Fahrzeuge mit verstärktem Fahrwerk	<b>03.0520-5622.3 695622</b>	BDX Ø 229 x 42 Ø 22,2 + RZ / + Zub TopKit	
			➡	→ 12/07; für Fahrzeuge ohne verstärktes Fahrwerk	<b>03.0520-5722.3 695722</b>	BDX Ø 203 x 39 Ø 22,2 + RZ / + Zub TopKit	
1.9 dCi 4x4	62	10/03→	➡	→ 12/07	<b>03.0137-0350.2 650350</b> <b>03.0520-5722.3 695722</b>	Ø 203 x 39 + HEB BDX Ø 203 x 39 Ø 22,2 + RZ / + Zub TopKit	
1.9 RXED	48	09/99→06/01	➡	für Fahrzeuge ohne verstärktes Fahrwerk	<b>03.0137-0350.2 650350</b> <b>03.0520-5722.3 695722</b>	Ø 203 x 39 + HEB BDX Ø 203 x 39 Ø 22,2 + RZ / + Zub TopKit	
			➡	für Fahrzeuge mit verstärktem Fahrwerk	<b>03.0137-0351.2 650351</b> <b>03.0520-5622.3 695622</b>	BDX Ø 229 x 42 + HEB BDX Ø 229 x 42 Ø 22,2 + RZ / + Zub TopKit	
Elect'road RE	22	01/02→12/04	➡		<b>03.0137-0351.2 650351</b> <b>03.0520-5622.3 695622</b>	BDX Ø 229 x 42 + HEB BDX Ø 229 x 42 Ø 22,2 + RZ / + Zub TopKit	
<b>Seilzug, Feststellbremse</b>							
1.2 (KC0A, KC0K, KC0F, KC01) 1.4 (KC0C, KC0H, KC0B, KC0M) D 55 1.9 (KC0D)	43	08/97→	➡	<input type="checkbox"/> ; 03/98→ 12/07; nicht für erhöhte Nutzlast; für Fahrzeuge ohne verstärktes Fahrwerk; Scheiben/Trommel	<b>24.3727-1041.2 581041</b>	L= 1.423	
	55	08/97→	➡	<input type="checkbox"/> ; 03/98→ 12/07; nicht für erhöhte Nutzlast; für Fahrzeuge ohne verstärktes Fahrwerk; Scheiben/Trommel	<b>24.3727-1042.2 581042</b>	L= 1.421	
	40	08/97→	➡	<input type="checkbox"/> ; 03/98→ 12/07; für erhöhte Nutzlast; für Fahrzeuge mit verstärktem Fahrwerk; Scheiben/Trommel	<b>24.3727-1043.2 581043</b>	L= 1.432	
	40	08/97→	➡	<input type="checkbox"/> ; 03/98→ 12/07; für erhöhte Nutzlast; für Fahrzeuge mit verstärktem Fahrwerk; Scheiben/Trommel	<b>24.3727-1044.2 581044</b>	L= 1.442	
1.2 16V (KC05, KC06, KC03, KC0T, KC0W, KC1D)	55	06/01→	➡	<input type="checkbox"/> ; → 12/07; nicht für erhöhte Nutzlast; für Fahrzeuge ohne verstärktes Fahrwerk; Scheiben/Trommel	<b>24.3727-1041.2 581041</b>	L= 1.423	
			➡	<input type="checkbox"/> ; → 12/07; nicht für erhöhte Nutzlast; für Fahrzeuge ohne verstärktes Fahrwerk; Scheiben/Trommel	<b>24.3727-1042.2 581042</b>	L= 1.421	
			➡	<input type="checkbox"/> ; → 12/07; für erhöhte Nutzlast; für Fahrzeuge mit verstärktem Fahrwerk; Scheiben/Trommel	<b>24.3727-1043.2 581043</b>	L= 1.432	
			➡	<input type="checkbox"/> ; → 12/07; Scheiben/Trommel	<b>24.3727-1043.2 581043</b>	L= 1.432	
			➡	<input type="checkbox"/> ; → 12/07; für erhöhte Nutzlast; für Fahrzeuge mit verstärktem Fahrwerk; Scheiben/Trommel	<b>24.3727-1044.2 581044</b>	L= 1.442	
			➡	<input type="checkbox"/> ; → 12/07; Scheiben/Trommel	<b>24.3727-1044.2 581044</b>	L= 1.442	
1.5 dCi	45	04/05→06/10	➡	<input type="checkbox"/> ; → 12/07; nicht für erhöhte Nutzlast; für Fahrzeuge ohne verstärktes Fahrwerk; Scheiben/Trommel	<b>24.3727-1041.2 581041</b>	L= 1.423	
			➡	<input type="checkbox"/> ; → 12/07; nicht für erhöhte Nutzlast; für Fahrzeuge ohne verstärktes Fahrwerk; Scheiben/Trommel	<b>24.3727-1042.2 581042</b>	L= 1.421	
1.5 dCi 1.5 dCi (KC07) 1.5 dCi (KC08, KC09) 1.6 16V 1.9 dTi (KC0U)	50	06/05→	➡	<input type="checkbox"/> ; → 12/07; nicht für erhöhte Nutzlast; für Fahrzeuge ohne verstärktes Fahrwerk; Scheiben/Trommel	<b>24.3727-1041.2 581041</b>	L= 1.423	
	48	12/01→					
	60	07/02→					
	70	06/01→					
1.5 dCi 1.5 dCi (KC07) 1.5 dCi (KC08, KC09) 1.6 16V 1.9 dTi (KC0U)	70	06/01→	➡	<input type="checkbox"/> ; → 12/07; nicht für erhöhte Nutzlast; für Fahrzeuge ohne verstärktes Fahrwerk; Scheiben/Trommel	<b>24.3727-1042.2 581042</b>	L= 1.421	
	59	02/00→	➡	<input type="checkbox"/> ; → 12/07; für erhöhte Nutzlast; für Fahrzeuge mit verstärktem Fahrwerk; Scheiben/Trommel	<b>24.3727-1043.2 581043</b>	L= 1.432	

	kw			 	! #		
<b>RENAULT - KANGOO (KC0/1_) 08/97→</b>							
 <b>Seilzug, Feststellbremse</b>							
1.5 dCi 1.5 dCi (KC07) 1.5 dCi (KC08, KC09) 1.6 16V 1.9 dTi (KC0U)	50 48 60 70 59	06/05→ 12/01→ 07/02→ 06/01→ 02/00→	➔	☐; → 12/07; für erhöhte Nutzlast; für Fahrzeuge mit verstärktem Fahrwerk; Scheiben/Trommel		24.3727-1044.2 581044	L= 1.442
1.6	66	09/99→06/01	➔	☐; Scheiben/Trommel		24.3727-1043.2 581043	L= 1.432
			➔	☐; Scheiben/Trommel		24.3727-1044.2 581044	L= 1.442
1.9 dCi 4x4	62	10/03→	➔	☐; → 12/07; Scheiben/Trommel		24.3727-1041.2 581041	L= 1.423
			➔	☐; → 12/07; Scheiben/Trommel		24.3727-1042.2 581042	L= 1.421
1.9 RXED	48	09/99→06/01	➔	☐; nicht für erhöhte Nutzlast; für Fahrzeuge ohne verstärktes Fahrwerk; Scheiben/Trommel		24.3727-1041.2 581041	L= 1.423
			➔	☐; nicht für erhöhte Nutzlast; für Fahrzeuge ohne verstärktes Fahrwerk; Scheiben/Trommel		24.3727-1042.2 581042	L= 1.421
			➔	☐; für Fahrzeuge mit verstärktem Fahrwerk; für erhöhte Nutzlast; Scheiben/Trommel		24.3727-1043.2 581043	L= 1.432
			➔	☐; für Fahrzeuge mit verstärktem Fahrwerk; für erhöhte Nutzlast; Scheiben/Trommel		24.3727-1044.2 581044	L= 1.442
D 65 1.9 (KC0E, KC02, KC0J, KC0N)	47	08/97→	➔	☐; 03/98→ 12/07; nicht für erhöhte Nutzlast; für Fahrzeuge ohne verstärktes Fahrwerk; Scheiben/Trommel		24.3727-1041.2 581041	L= 1.423
			➔	☐; 03/98→ 12/07; nicht für erhöhte Nutzlast; für Fahrzeuge ohne verstärktes Fahrwerk; Scheiben/Trommel		24.3727-1042.2 581042	L= 1.421
			➔	☐; 03/98→ 12/07; Scheiben/Trommel		24.3727-1043.2 581043	L= 1.432
			➔	☐; 03/98→ 12/07; für erhöhte Nutzlast; für Fahrzeuge mit verstärktem Fahrwerk; Scheiben/Trommel		24.3727-1043.2 581043	L= 1.432
			➔	☐; 03/98→ 12/07; Scheiben/Trommel		24.3727-1044.2 581044	L= 1.442
			➔	☐; 03/98→ 12/07; für erhöhte Nutzlast; für Fahrzeuge mit verstärktem Fahrwerk; Scheiben/Trommel		24.3727-1044.2 581044	L= 1.442
<b>RENAULT - KANGOO BE BOP (KW0/1_) 02/09→</b>							
 <b>Radbremszylinder</b>							
1.5 dCi 1.5 dCi (KW0F) 1.5 dCi (KW0G) 1.5 dCi 75 1.6 (KW0D)	80 76 66 55 78	06/09→ 02/09→ 06/09→ 09/10→ 02/09→	➔	passend für Felgengröße [Zoll]: 14; → 12/10		24.3222-1729.3 020526	Ø 22,2 ALU
<b>Zubehörsatz, Bremsbacken</b>							
1.5 dCi 1.5 dCi (KW0F) 1.5 dCi (KW0G) 1.5 dCi 75 1.6 (KW0D)	80 76 66 55 78	06/09→ 02/09→ 06/09→ 09/10→ 02/09→	➔	passend für Felgengröße [Zoll]: 14; → 12/10		03.0137-9228.2 669228	BDX
 <b>Bremsbackensatz</b>							
1.5 dCi 1.5 dCi (KW0F) 1.5 dCi (KW0G) 1.5 dCi 75 1.6 (KW0D)	80 76 66 55 78	06/09→ 02/09→ 06/09→ 09/10→ 02/09→	➔	passend für Felgengröße [Zoll]: 14; → 12/10		03.0137-0496.2 650496 03.0520-7222.3 697222	BDX Ø 228 x 42 + HEB Ø 228 x 42 Ø 22,2 + RZ / + Zub TopKit
 <b>Seilzug, Feststellbremse</b>							
1.5 dCi 1.5 dCi (KW0F) 1.5 dCi (KW0G) 1.5 dCi 75 1.6 (KW0D)	80 76 66 55 78	06/09→ 02/09→ 06/09→ 09/10→ 02/09→	➔	☐; passend für Felgengröße [Zoll]: 15 / 16; → 12/10; langer Radstand; Scheibenbremse	2	24.3727-1082.2 581082	L= 2.015
<b>RENAULT - KANGOO Express (FW0/1_) 02/08→</b>							
 <b>Radbremszylinder</b>							
1.2 TCe 115 1.5 dCi 1.5 dCi (FW0F) 1.5 dCi 110 1.5 dCi 75	84 50 76 80 55	07/13→ 02/08→ 02/08→ 09/10→ 09/10→	➔	passend für Felgengröße [Zoll]: 14		24.3222-1729.3 020526	Ø 22,2 ALU

**RENAULT - KANGOO Express (FW0/1\_) 02/08→**

**Radbremszylinder**

1.5 dCi 85 (FW0A, FW0B)	63	02/08→	➔	passend für Felgenreöße [Zoll]: 14	24.3222-1729.3	020526	Ø 22,2 ALU
1.5 dCi 90 (FW0G)	66	06/09→					
1.6	64	02/08→					
1.6 16V	78	02/08→					
1.6 16V LPG	72	02/08→					
Z.E.	44	10/11→					
1.5 dCi 110	81	09/13→	➔		24.3222-1729.3	020526	Ø 22,2 ALU

**Zubehörsatz, Bremsbacken**

1.2 TcE 115	84	07/13→	➔	passend für Felgenreöße [Zoll]: 14	03.0137-9228.2	669228	BDX
1.5 dCi	50	02/08→					
1.5 dCi (FW0F)	76	02/08→					
1.5 dCi 110	80	09/10→					
1.5 dCi 110	81	09/13→					
1.5 dCi 75	55	09/10→					
1.5 dCi 85 (FW0A, FW0B)	63	02/08→					
1.5 dCi 90 (FW0G)	66	06/09→					
1.6	64	02/08→					
1.6 16V	78	02/08→					
1.6 16V LPG	72	02/08→					
Z.E.	44	10/11→					

**Bremsbackensatz**

1.2 TcE 115	84	07/13→	➔	passend für Felgenreöße [Zoll]: 14	03.0137-0496.2	650496	BDX Ø 228 x 42 + HEB
1.5 dCi	50	02/08→					
1.5 dCi (FW0F)	76	02/08→					
1.5 dCi 110	80	09/10→					
1.5 dCi 110	81	09/13→					
1.5 dCi 75	55	09/10→					
1.5 dCi 85 (FW0A, FW0B)	63	02/08→					
1.5 dCi 90 (FW0G)	66	06/09→					
1.6	64	02/08→					
1.6 16V	78	02/08→					
1.6 16V LPG	72	02/08→					
Z.E.	44	10/11→					











**Seilzug, Feststellbremse**

1.2 TcE 115	84	07/13→	➔	↴; passend für Felgenreöße [Zoll]: 15 / 16; mittlerer Radstand; Scheibenbremse	2	24.3727-1082.2	581082	L= 2.015
1.5 dCi	50	02/08→						
1.5 dCi (FW0F)	76	02/08→						
1.5 dCi 110	80	09/10→						
1.5 dCi 110	81	09/13→						
1.5 dCi 75	55	09/10→						
1.5 dCi 85 (FW0A, FW0B)	63	02/08→						
1.5 dCi 90 (FW0G)	66	06/09→						
1.6	64	02/08→						
1.6 16V	78	02/08→						
1.6 16V LPG	72	02/08→						
Z.E.	44	10/11→						








**RENAULT - KANGOO Rapid (FC0/1\_) 08/97→**












**Radbremszylinder**








1.0	40	07/03→	➔	→ 12/07; für Fahrzeuge mit verstärktem Fahrwerk	24.3222-1715.3	020433	BDX Ø 22,2 ALU
1.2 16V (FC05)	55	10/01→					
1.5 dCi	45	10/05→	➔	→ 12/07; für Fahrzeuge ohne verstärktes Fahrwerk	24.3222-1716.3	020434	BDX Ø 22,2 ALU
1.5 dCi (FC07, FC1R)	48	12/01→					
1.5 dCi (FC08, FC09)	60	04/03→					
1.5 dCi (FC1E)	50	06/05→					
1.5 dCi (FC1G)	62	06/05→					
1.5 dCi (FC1R)	42	12/02→					
1.6 16V	70	10/01→					
1.6 16V 4x4 (FC0L, FC0P, FC0S)	70	10/01→					
1.6 16V bivalent	60	06/05→					
1.9 dCi (FC0V)	62	07/03→					
1.9 dTi (FC0U)	59	02/00→					
1.0	50	01/02→01/07	➔	07/03→; für Fahrzeuge mit verstärktem Fahrwerk	24.3222-1715.3	020433	BDX Ø 22,2 ALU
			➔	07/03→; für Fahrzeuge ohne verstärktes Fahrwerk	24.3222-1716.3	020434	BDX Ø 22,2 ALU
1.2 (FC01, FC0A, FC0F)	43	08/97→	➔	03/98→ 12/07; für Fahrzeuge mit verstärktem Fahrwerk	24.3222-1715.3	020433	BDX Ø 22,2 ALU
1.4 (FC0C, FC0B, FC0H, FC0M)	55	08/97→	➔	03/98→ 12/07; für Fahrzeuge ohne verstärktes Fahrwerk	24.3222-1716.3	020434	BDX Ø 22,2 ALU
D 55 1.9 (FC0D)	40	08/97→					
D 65 1.9 (FC0E, FC02, FC0J, FC0N)	47	08/97→					

	kw			 	! #							
<b>RENAULT - KANGOO Rapid (FC0/1_) 08/97→</b>												
<b> Radbremszylinder</b>												
1.2 (FC1A)	44	07/98→07/01	➔	für Fahrzeuge mit verstärktem Fahrwerk	24.3222-1715.3	020433	BDX Ø 22,2 ALU					
1.2 BiFuel	43	07/98→07/01	➔	für Fahrzeuge ohne verstärktes Fahrwerk	24.3222-1716.3	020434	BDX Ø 22,2 ALU					
1.6	66	09/99→06/01										
1.9 D (FC0J)	48	09/99→06/03										
<b>Zubehörsatz, Bremsbacken</b>												
1.0	40	07/03→	➔	→ 12/07;	03.0137-9228.2	669228	BDX					
1.2 16V (FC05)	55	10/01→		für Fahrzeuge mit verstärktem Fahrwerk								
1.5 dCi	45	10/05→	➔	→ 12/07;	03.0137-9233.2	669233						
1.5 dCi (FC07, FC1R)	48	12/01→										
1.5 dCi (FC08, FC09)	60	04/03→										
1.5 dCi (FC1E)	50	06/05→										
1.5 dCi (FC1G)	62	06/05→										
1.5 dCi (FC1R)	42	12/02→										
1.6 16V	70	10/01→										
1.6 16V 4x4 (FC0L, FC0P, FC0S)	70	10/01→										
1.6 16V bivalent	60	06/05→										
1.9 dCi (FC0V)	62	07/03→										
1.9 dTi (FC0U)	59	02/00→										
1.0	50	01/02→01/07	➔	07/03→;	03.0137-9228.2	669228	BDX					
				für Fahrzeuge mit verstärktem Fahrwerk								
			➔	07/03→;	03.0137-9233.2	669233						
				für Fahrzeuge ohne verstärktes Fahrwerk								
1.2 (FC01, FC0A, FC0F)	43	08/97→	➔	03/98→ 12/07;	03.0137-9228.2	669228	BDX					
1.4 (FC0C, FC0B, FC0H, FC0M)	55	08/97→		für Fahrzeuge mit verstärktem Fahrwerk								
D 55 1.9 (FC0D)	40	08/97→		03/98→ 12/07;								
D 65 1.9 (FC0E, FC02, FC0J, FC0N)	47	08/97→						für Fahrzeuge ohne verstärktes Fahrwerk				
1.2 (FC1A)	44	07/98→07/01	➔	für Fahrzeuge mit verstärktem Fahrwerk	03.0137-9228.2	669228	BDX					
1.2 BiFuel	43	07/98→07/01										
1.6	66	09/99→06/01		für Fahrzeuge ohne verstärktes Fahrwerk								
1.9 D (FC0J)	48	09/99→06/03										
<b> Bremstrommel</b>												
1.0	40	07/03→	➔	→ 12/07;	24.0220-3010.1	480081	Ø 203,0 x 50,5 / 204,5 - RLG / - ABS Ring					
1.2 16V (FC05)	55	10/01→		für Fahrzeuge ohne verstärktes Fahrwerk								
1.5 dCi	45	10/05→	➔	→ 12/07;	24.0222-8015.1	480055	Ø 229,0 x 52,5 / 229,5					
1.5 dCi (FC07, FC1R)	48	12/01→										
1.5 dCi (FC08, FC09)	60	04/03→										
1.5 dCi (FC1E)	50	06/05→										
1.5 dCi (FC1G)	62	06/05→										
1.5 dCi (FC1R)	42	12/02→										
1.9 dCi (FC0V)	62	07/03→										
1.9 dTi (FC0U)	59	02/00→										
1.0	50	01/02→01/07						➔	07/03→;	24.0220-3010.1	480081	Ø 203,0 x 50,5 / 204,5 - RLG / - ABS Ring
									für Fahrzeuge ohne verstärktes Fahrwerk			
			➔	07/03→;	24.0222-8015.1	480055	Ø 229,0 x 52,5 / 229,5					
				für Fahrzeuge mit verstärktem Fahrwerk								
			➔	07/03→;	24.0222-8019.2	480087	Ø 229,0 x 52,5 / 229,5					
				für Fahrzeuge mit verstärktem Fahrwerk								
1.2 (FC01, FC0A, FC0F)	43	08/97→	➔	03/98→ 12/07;	24.0220-3010.1	480081	Ø 203,0 x 50,5 / 204,5 - RLG / - ABS Ring					
1.4 (FC0C, FC0B, FC0H, FC0M)	55	08/97→		für Fahrzeuge ohne verstärktes Fahrwerk								
D 55 1.9 (FC0D)	40	08/97→		03/98→ 12/07;								
D 65 1.9 (FC0E, FC02, FC0J, FC0N)	47	08/97→						für Fahrzeuge mit verstärktem Fahrwerk				
1.2 (FC1A)	44	07/98→07/01	➔	für Fahrzeuge ohne verstärktes Fahrwerk	24.0220-3010.1	480081	Ø 203,0 x 50,5 / 204,5 - RLG / - ABS Ring					
1.2 BiFuel	43	07/98→07/01										
1.9 D (FC0J)	48	09/99→06/03		➔				für Fahrzeuge mit verstärktem Fahrwerk	24.0222-8015.1	480055	Ø 229,0 x 52,5 / 229,5	
								für Fahrzeuge mit verstärktem Fahrwerk				24.0222-8019.2
<b> Bremsbackensatz</b>												
1.0	40	07/03→	➔	→ 12/07;	03.0137-0350.2	650350	Ø 203 x 39 + HEB					
1.2 16V (FC05)	55	10/01→		für Fahrzeuge ohne verstärktes Fahrwerk								
1.5 dCi	45	10/05→	➔	→ 12/07;	03.0520-5722.3	695722	BDX Ø 203 x 39 Ø 22,2 + RZ / + Zub TopKit					
1.5 dCi (FC07, FC1R)	48	12/01→										
1.5 dCi (FC08, FC09)	60	04/03→										
1.5 dCi (FC1E)	50	06/05→										
1.5 dCi (FC1G)	62	06/05→										
1.5 dCi (FC1R)	42	12/02→										
1.6 16V	70	10/01→										
1.6 16V 4x4 (FC0L, FC0P, FC0S)	70	10/01→										
1.6 16V bivalent	60	06/05→										
1.9 dCi (FC0V)	62	07/03→										
1.9 dTi (FC0U)	59	02/00→										
1.0	50	01/02→01/07	➔	07/03→;	03.0137-0350.2	650350	Ø 203 x 39 + HEB					
				für Fahrzeuge ohne verstärktes Fahrwerk								



	kw			 	! #		
<b>RENAULT - KANGOO Rapid (FC0/1_) 08/97→</b>							
<b>Bremsbackensatz</b>							
1.0	50	01/02→01/07	➡	07/03→; für Fahrzeuge ohne verstärktes Fahrwerk	<b>03.0520-5722.3</b>	<b>695722</b>	BDX Ø 203 x 39 Ø 22,2 + RZ / + Zub TopKit
			➡	07/03→; für Fahrzeuge mit verstärktem Fahrwerk	<b>03.0137-0351.2</b> <b>03.0520-5622.3</b>	<b>650351</b> <b>695622</b>	BDX Ø 229 x 42 + HEB BDX Ø 229 x 42 Ø 22,2 + RZ / + Zub TopKit
1.2 (FC01, FC0A, FC0F) 1.4 (FC0C, FC0B, FC0H, FC0M) D 55 1.9 (FC0D) D 65 1.9 (FC0E, FC02, FC0J, FC0N)	43 55 40 47	08/97→ 08/97→ 08/97→ 08/97→	➡	03/98→ 12/07; für Fahrzeuge ohne verstärktes Fahrwerk	<b>03.0137-0350.2</b> <b>03.0520-5722.3</b>	<b>650350</b> <b>695722</b>	Ø 203 x 39 + HEB BDX Ø 203 x 39 Ø 22,2 + RZ / + Zub TopKit
			➡	03/98→ 12/07; für Fahrzeuge mit verstärktem Fahrwerk	<b>03.0137-0351.2</b> <b>03.0520-5622.3</b>	<b>650351</b> <b>695622</b>	BDX Ø 229 x 42 + HEB BDX Ø 229 x 42 Ø 22,2 + RZ / + Zub TopKit
1.2 (FC1A) 1.2 BiFuel 1.9 D (FC0J)	44 43 48	07/98→07/01 07/98→07/01 09/99→06/03	➡	für Fahrzeuge ohne verstärktes Fahrwerk	<b>03.0137-0350.2</b> <b>03.0520-5722.3</b>	<b>650350</b> <b>695722</b>	Ø 203 x 39 + HEB BDX Ø 203 x 39 Ø 22,2 + RZ / + Zub TopKit
			➡	für Fahrzeuge mit verstärktem Fahrwerk	<b>03.0137-0351.2</b> <b>03.0520-5622.3</b>	<b>650351</b> <b>695622</b>	BDX Ø 229 x 42 + HEB BDX Ø 229 x 42 Ø 22,2 + RZ / + Zub TopKit
1.6	66	09/99→06/01	➡	für Fahrzeuge ohne verstärktes Fahrwerk	<b>03.0137-0350.2</b>	<b>650350</b>	Ø 203 x 39 + HEB
			➡	für Fahrzeuge mit verstärktem Fahrwerk	<b>03.0137-0351.2</b>	<b>650351</b>	BDX Ø 229 x 42 + HEB
<b>Seilzug, Feststellbremse</b>							
1.0 1.2 16V (FC05) 1.5 dCi 1.5 dCi (FC07, FC1R) 1.5 dCi (FC08, FC09) 1.5 dCi (FC1E) 1.5 dCi (FC1G) 1.5 dCi (FC1R) 1.6 16V 1.6 16V bivalent 1.9 dCi (FC0V) 1.9 dTi (FC0U)	40 55 45 48 60 50 62 42 70 60 62 59	07/03→ 10/01→ 10/05→ 12/01→ 04/03→ 06/05→ 06/05→ 12/02→ 10/01→ 06/05→ 07/03→ 02/00→	➡	☐; → 12/07; für Fahrzeuge ohne verstärktes Fahrwerk; Scheiben/Trommel	<b>24.3727-1041.2</b>	<b>581041</b>	L= 1.423
			➡	☐; → 12/07; für Fahrzeuge ohne verstärktes Fahrwerk; Scheiben/Trommel	<b>24.3727-1042.2</b>	<b>581042</b>	L= 1.421
			➡	☐; → 12/07; für Fahrzeuge mit verstärktem Fahrwerk; Scheiben/Trommel	<b>24.3727-1043.2</b>	<b>581043</b>	L= 1.432
			➡	☐; → 12/07; für Fahrzeuge mit verstärktem Fahrwerk; Scheiben/Trommel	<b>24.3727-1044.2</b>	<b>581044</b>	L= 1.442
1.0	50	01/02→01/07	➡	☐; 07/03→; für Fahrzeuge ohne verstärktes Fahrwerk; Scheiben/Trommel	<b>24.3727-1041.2</b>	<b>581041</b>	L= 1.423
			➡	☐; 07/03→; für Fahrzeuge ohne verstärktes Fahrwerk; Scheiben/Trommel	<b>24.3727-1042.2</b>	<b>581042</b>	L= 1.421
			➡	☐; 07/03→; für Fahrzeuge mit verstärktem Fahrwerk; Scheiben/Trommel	<b>24.3727-1043.2</b>	<b>581043</b>	L= 1.432
			➡	☐; 07/03→; für Fahrzeuge mit verstärktem Fahrwerk; Scheiben/Trommel	<b>24.3727-1044.2</b>	<b>581044</b>	L= 1.442
1.2 (FC01, FC0A, FC0F) 1.4 (FC0C, FC0B, FC0H, FC0M) D 55 1.9 (FC0D) D 65 1.9 (FC0E, FC02, FC0J, FC0N)	43 55 40 47	08/97→ 08/97→ 08/97→ 08/97→	➡	☐; 03/98→ 12/07; für Fahrzeuge ohne verstärktes Fahrwerk; Scheiben/Trommel	<b>24.3727-1041.2</b>	<b>581041</b>	L= 1.423
			➡	☐; 03/98→ 12/07; für Fahrzeuge ohne verstärktes Fahrwerk; Scheiben/Trommel	<b>24.3727-1042.2</b>	<b>581042</b>	L= 1.421
			➡	☐; 03/98→ 12/07; für Fahrzeuge mit verstärktem Fahrwerk; Scheiben/Trommel	<b>24.3727-1043.2</b>	<b>581043</b>	L= 1.432
			➡	☐; 03/98→ 12/07; für Fahrzeuge mit verstärktem Fahrwerk; Scheiben/Trommel	<b>24.3727-1044.2</b>	<b>581044</b>	L= 1.442
1.2 (FC1A) 1.2 BiFuel 1.6 1.9 D (FC0J)	44 43 66 48	07/98→07/01 07/98→07/01 09/99→06/01 09/99→06/03	➡	☐; für Fahrzeuge ohne verstärktes Fahrwerk; Scheiben/Trommel	<b>24.3727-1041.2</b>	<b>581041</b>	L= 1.423
			➡	☐; für Fahrzeuge ohne verstärktes Fahrwerk; Scheiben/Trommel	<b>24.3727-1042.2</b>	<b>581042</b>	L= 1.421
			➡	☐; für Fahrzeuge mit verstärktem Fahrwerk; Scheiben/Trommel	<b>24.3727-1043.2</b>	<b>581043</b>	L= 1.432
			➡	☐; für Fahrzeuge mit verstärktem Fahrwerk; Scheiben/Trommel	<b>24.3727-1044.2</b>	<b>581044</b>	L= 1.442

	kw			 	! #		
<b>RENAULT - KOLEOS I (HY_) 09/08→</b>							
 <b>Bremsbackensatz, Feststellbremse</b>							
2.0 dCi (HY0K)	110	09/08→				03.0137-3012.2 653012	Ø 172 x 32 - HEB
2.0 dCi 4x4 (HY0B)	127	09/08→					
2.0 dCi 4x4 (HY0K)	110	09/08→					
2.5 (HY0C, HY0N)	126	09/08→					
2.5 4x4 (HY0C, HY0N)	126	09/08→					
 <b>Seilzug, Feststellbremse</b>							
2.0 dCi (HY0K)	110	09/08→	➔	<input type="checkbox"/> ; - eFSB; Scheiben/Trommel		24.3727-1087.2 581087	L= 1.760
2.0 dCi 4x4 (HY0B)	127	09/08→	➔	<input type="checkbox"/> ; - eFSB; Scheiben/Trommel		24.3727-1088.2 581088	L= 1.760
2.0 dCi 4x4 (HY0K)	110	09/08→	➔				
2.5 (HY0C, HY0N)	126	09/08→	➔				
2.5 4x4 (HY0C, HY0N)	126	09/08→	➔				
<b>RENAULT - LAGUNA I (B56_, 556_) 11/93→08/02</b>							
 <b>Radbremszylinder</b>							
1.6 16V (B568, B561)	79	11/97→03/01	➔	→ 02/01		24.3220-1711.3 020409	TRW Ø 20,64 GG
1.8	69	06/95→02/01	➔	→ 06/95; - ABS		24.3219-1611.3 020367	Ø 19,05 GG
1.8	70	06/95→06/98	➔	07/95→		24.3219-1611.3 020367	Ø 19,05 GG
1.8 (B56A/B)	66	11/93→03/01	➔	→ 02/01; - ABS		24.3219-1611.3 020367	Ø 19,05 GG
1.8 (B56S/T/0)	66	08/95→03/01	➔	→ 04/98		24.3219-1611.3 020367	Ø 19,05 GG
			➔	05/98→ 02/01		24.3220-1711.3 020409	TRW Ø 20,64 GG
1.8 (B56Z)	69	08/95→03/01	➔	→ 02/01		24.3219-1611.3 020367	Ø 19,05 GG
1.8 16V (B563, B564)	88	04/98→03/01	➔	→ 02/01		24.3220-1711.3 020409	TRW Ø 20,64 GG
1.9 dTi (B56J)	72	10/97→03/01	➔	→ 02/01		24.3220-1711.3 020409	TRW Ø 20,64 GG
2.0	70	11/93→03/01	➔	07/95→ 02/01		24.3219-1611.3 020367	Ø 19,05 GG
2.0	80	03/99→03/01	➔	→ 02/01		24.3220-1711.3 020409	TRW Ø 20,64 GG
2.0	84	06/95→02/01	➔	- ABS		24.3219-1611.3 020367	Ø 19,05 GG
2.0 (B56C/H/N)	83	11/93→03/01	➔	→ 06/95; - ABS		24.3219-1611.3 020367	Ø 19,05 GG
			➔	07/95→ 02/01		24.3219-1611.3 020367	Ø 19,05 GG
			➔	07/95→ 02/01		24.3219-1611.3 020367	Ø 19,05 GG
2.2 D (B56F/2)	61	11/93→03/01	➔	→ 06/95; - ABS		24.3219-1611.3 020367	Ø 19,05 GG
<b>Zubehörsatz, Bremsbacken</b>							
1.6 16V (B568, B561)	79	11/97→03/01	➔	→ 02/01		03.0137-9158.2 669158	TRW
1.8 (B56S/T/0)	66	08/95→03/01	➔				
1.8 (B56Z)	69	08/95→03/01	➔				
1.8	69	06/95→02/01	➔	→ 06/95; - ABS		03.0137-9158.2 669158	TRW
1.8	70	06/95→06/98	➔	07/95→		03.0137-9158.2 669158	TRW
1.8 (B56A/B)	66	11/93→03/01	➔	→ 02/01; - ABS		03.0137-9158.2 669158	TRW
1.8 16V (B563, B564)	88	04/98→03/01	➔	→ 02/01		03.0137-9158.2 669158	TRW
1.9 dTi (B56J)	72	10/97→03/01	➔	→ 02/01		03.0137-9158.2 669158	TRW
2.0	70	11/93→03/01	➔	07/95→ 02/01		03.0137-9158.2 669158	TRW
2.0	80	03/99→03/01	➔	→ 02/01		03.0137-9158.2 669158	TRW
2.0	84	06/95→02/01	➔	→ 06/95; - ABS		03.0137-9158.2 669158	TRW
2.2 D (B56F/2)	61	11/93→03/01	➔				
2.0 (B56C/H/N)	83	11/93→03/01	➔	→ 06/95; - ABS		03.0137-9158.2 669158	TRW
			➔	07/95→ 02/01		03.0137-9158.2 669158	TRW
			➔	07/95→ 02/01		03.0137-9158.2 669158	TRW
 <b>Bremstrommel</b>							
1.6 16V (B568, B561)	79	11/97→03/01	➔	→ 02/01		24.0220-3012.1 480088	Ø 203,0 x 50 / 204,5 - RLG / - ABS Ring
1.8 (B56S/T/0)	66	08/95→03/01	➔				
1.8 (B56Z)	69	08/95→03/01	➔				
1.8	69	06/95→02/01	➔	→ 06/95; - ABS		24.0220-3012.1 480088	Ø 203,0 x 50 / 204,5 - RLG / - ABS Ring
1.8	70	06/95→06/98	➔	07/95→		24.0220-3012.1 480088	Ø 203,0 x 50 / 204,5 - RLG / - ABS Ring
1.8 (B56A/B)	66	11/93→03/01	➔	→ 02/01; - ABS		24.0220-3012.1 480088	Ø 203,0 x 50 / 204,5 - RLG / - ABS Ring
1.8 16V (B563, B564)	88	04/98→03/01	➔	→ 02/01		24.0220-3012.1 480088	Ø 203,0 x 50 / 204,5 - RLG / - ABS Ring
1.9 dTi (B56J)	72	10/97→03/01	➔	→ 02/01		24.0220-3012.1 480088	Ø 203,0 x 50 / 204,5 - RLG / - ABS Ring
↓							

	kw			 	! #		
<b>RENAULT - LAGUNA I (B56_, 556_) 11/93→08/02</b>							
<b>Bremstrommel</b>							
2.0	70	11/93→03/01	➡	07/95→ 02/01		24.0220-3012.1 480088	Ø 203,0 x 50 / 204,5 - RLG / - ABS Ring
2.0	80	03/99→03/01	➡	→ 02/01		24.0220-3012.1 480088	Ø 203,0 x 50 / 204,5 - RLG / - ABS Ring
2.0 2.2 D (B56F/2)	84 61	06/95→02/01 11/93→03/01	➡	→ 06/95; - ABS		24.0220-3012.1 480088	Ø 203,0 x 50 / 204,5 - RLG / - ABS Ring
2.0 (B56C/H/N)	83	11/93→03/01	➡	→ 06/95; - ABS		24.0220-3012.1 480088	Ø 203,0 x 50 / 204,5 - RLG / - ABS Ring
			➡	07/95→ 02/01		24.0220-3012.1 480088	Ø 203,0 x 50 / 204,5 - RLG / - ABS Ring
			➡	07/95→ 02/01		24.0220-3012.1 480088	Ø 203,0 x 50 / 204,5 - RLG / - ABS Ring
<b>Bremsbackensatz</b>							
1.6 16V (B568, B561)	79	11/97→03/01	➡	→ 02/01		03.0137-0312.2 650312	TRW Ø 203 x 38
						03.0520-7120.3 697120	TRW Ø 203 x 39 Ø 20,64 + RZ / + Zub TopKit
1.8 1.8	69 70	06/95→02/01 06/95→06/98	➡	→ 06/95; - ABS		03.0137-0312.2 650312	TRW Ø 203 x 38
						03.0520-2219.3 692219	TRW Ø 203 x 39 Ø 19,05 + RZ / + Zub TopKit
			➡	07/95→		03.0137-0312.2 650312	TRW Ø 203 x 38
						03.0520-2219.3 692219	TRW Ø 203 x 39 Ø 19,05 + RZ / + Zub TopKit
1.8 (B56A/B)	66	11/93→03/01	➡	→ 02/01; - ABS		03.0137-0312.2 650312	TRW Ø 203 x 38
						03.0520-2219.3 692219	TRW Ø 203 x 39 Ø 19,05 + RZ / + Zub TopKit
1.8 (B56S/T/0)	66	08/95→03/01	➡	→ 02/01		03.0137-0312.2 650312	TRW Ø 203 x 38
			➡	→ 04/98		03.0520-2219.3 692219	TRW Ø 203 x 39 Ø 19,05 + RZ / + Zub TopKit
			➡	05/98→ 02/01		03.0520-7120.3 697120	TRW Ø 203 x 39 Ø 20,64 + RZ / + Zub TopKit
1.8 (B56Z)	69	08/95→03/01	➡	→ 02/01		03.0137-0312.2 650312	TRW Ø 203 x 38
						03.0520-2219.3 692219	TRW Ø 203 x 39 Ø 19,05 + RZ / + Zub TopKit
1.8 16V (B563, B564)	88	04/98→03/01	➡	→ 02/01		03.0137-0312.2 650312	TRW Ø 203 x 38
						03.0520-7120.3 697120	TRW Ø 203 x 39 Ø 20,64 + RZ / + Zub TopKit
1.9 dTi (B56J)	72	10/97→03/01	➡	→ 02/01		03.0137-0312.2 650312	TRW Ø 203 x 38
						03.0520-7120.3 697120	TRW Ø 203 x 39 Ø 20,64 + RZ / + Zub TopKit
2.0	70	11/93→03/01	➡	07/95→ 02/01		03.0137-0312.2 650312	TRW Ø 203 x 38
			➡	07/95→ 02/01		03.0520-2219.3 692219	TRW Ø 203 x 39 Ø 19,05 + RZ / + Zub TopKit
2.0	80	03/99→03/01	➡	→ 02/01		03.0137-0312.2 650312	TRW Ø 203 x 38
						03.0520-7120.3 697120	TRW Ø 203 x 39 Ø 20,64 + RZ / + Zub TopKit
2.0	84	06/95→02/01	➡	→ 06/95; - ABS		03.0137-0312.2 650312	TRW Ø 203 x 38
			➡	- ABS		03.0520-2219.3 692219	TRW Ø 203 x 39 Ø 19,05 + RZ / + Zub TopKit
2.0 (B56C/H/N)	83	11/93→03/01	➡	07/95→ 02/01		03.0137-0312.2 650312	TRW Ø 203 x 38
			➡	→ 06/95; - ABS		03.0137-0312.2 650312	TRW Ø 203 x 38
						03.0520-2219.3 692219	TRW Ø 203 x 39 Ø 19,05 + RZ / + Zub TopKit
			➡	07/95→ 02/01		03.0137-0312.2 650312	TRW Ø 203 x 38
						03.0520-2219.3 692219	TRW Ø 203 x 39 Ø 19,05 + RZ / + Zub TopKit
2.2 D (B56F/2)	61	11/93→03/01	➡	→ 06/95; - ABS		03.0137-0312.2 650312	TRW Ø 203 x 38
						03.0520-2219.3 692219	TRW Ø 203 x 39 Ø 19,05 + RZ / + Zub TopKit
<b>Seilzug, Feststellbremse</b>							
1.6 16V (B568, B561)	79	11/97→03/01	➡	↓; → 02/01; Trommelbremse	2	24.3727-1032.2 581032	L= 1.187
1.8 (B56S/T/0)	66	08/95→03/01					
1.8 (B56Z)	69	08/95→03/01					
1.9 dTi (B56J)	72	10/97→03/01					
2.0	80	03/99→03/01					
↓							

**RENAULT - LAGUNA I (B56\_, 556\_) 11/93→08/02**
**Seilzug, Feststellbremse**

1.8	69	06/95→02/01	➡	☒; Trommelbremse	2	24.3727-1032.2	581032	L= 1.187
1.8	70	06/95→06/98	➡					
1.8 (B56A/B)	66	11/93→03/01	➡	☒; 05/95→ 02/01; Trommelbremse	2	24.3727-1032.2	581032	L= 1.187
			➡	☒; → 04/95; - ABS; Trommelbremse	2	24.3727-1032.2	581032	L= 1.187
			➡	☒; → 04/95; + ABS; Scheibenbremse	2	24.3727-1033.2	581033	L= 1.247
1.8 16V (B563, B564)	88	04/98→03/01	➡	☒; → 02/01; Trommelbremse	2	24.3727-1032.2	581032	L= 1.187
			➡	☒; → 02/01; Scheibenbremse	2	24.3727-1053.2	581053	L= 1.183
1.9 dCi (B56W)	79	09/99→03/01	➡	☒; → 02/01; Scheibenbremse	2	24.3727-1053.2	581053	L= 1.183
2.0 16V (556A/B)	103	09/99→03/01						
3.0 24V (B56V)	140	03/97→03/01						
2.0	70	11/93→03/01	➡	☒; 06/95→ 02/01; Trommelbremse	2	24.3727-1032.2	581032	L= 1.187
			➡	☒; 06/95→ 01/97; Scheibenbremse	2	24.3727-1033.2	581033	L= 1.247
			➡	☒; 02/97→ 02/01; Scheibenbremse	2	24.3727-1053.2	581053	L= 1.183
2.0 (B56C/H/N)	83	11/93→03/01	➡	☒; 05/95→ 02/01; Trommelbremse	2	24.3727-1032.2	581032	L= 1.187
			➡	☒; → 04/95; - ABS; Trommelbremse	2	24.3727-1032.2	581032	L= 1.187
			➡	☒; → 04/95; + ABS; Scheibenbremse	2	24.3727-1033.2	581033	L= 1.247
			➡	☒; → 01/97; Scheibenbremse	2	24.3727-1033.2	581033	L= 1.247
			➡	☒; 02/97→ 02/01; Scheibenbremse	2	24.3727-1053.2	581053	L= 1.183
2.0 16V (B56D/M)	102	06/95→03/01	➡	☒; → 02/01; - ABS; Scheibenbremse	2	24.3727-1033.2	581033	L= 1.247
			➡	☒; → 01/97; + ABS; Scheibenbremse	2	24.3727-1033.2	581033	L= 1.247
			➡	☒; 02/97→ 02/01; + ABS; Scheibenbremse	2	24.3727-1053.2	581053	L= 1.183
2.2 dT (B569)	83	03/96→03/01						
2.2 D (B56F/2)	61	11/93→03/01	➡	☒; → 02/01; - ABS; Trommelbremse	2	24.3727-1032.2	581032	L= 1.187
			➡	☒; → 02/01; + ABS; Scheibenbremse	2	24.3727-1033.2	581033	L= 1.247
3.0 (B56E/R, B565)	123	11/93→03/01	➡	☒; → 01/97; Scheibenbremse	2	24.3727-1033.2	581033	L= 1.247
			➡	☒; 02/97→ 02/01; Scheibenbremse	2	24.3727-1053.2	581053	L= 1.183










**RENAULT - LAGUNA I Grandtour (K56\_) 09/95→08/02**
**Radbremszylinder**











1.6 16V (K568)	79	11/97→03/01	➡	→ 02/01		24.3222-1713.3	020431	TRW Ø 22,2 GG
1.8 (K56S/T/0)	66	09/95→03/01	➡	→ 05/96; - ABS		24.3220-1711.3	020409	TRW Ø 20,64 GG
			➡	06/96→ 04/98		24.3220-1711.3	020409	TRW Ø 20,64 GG
			➡	06/96→ 02/01		24.3220-1711.3	020409	TRW Ø 20,64 GG
			➡	05/98→ 02/01		24.3222-1713.3	020431	TRW Ø 22,2 GG
			➡					
1.8 (K56Z)	69	09/95→03/01	➡	→ 05/96; - ABS		24.3220-1711.3	020409	TRW Ø 20,64 GG
			➡	06/96→ 02/01		24.3220-1711.3	020409	TRW Ø 20,64 GG
2.2 D (K56F/2, S56F)	61	09/95→03/01						
1.8 16V (K563, K564)	88	04/98→03/01	➡	→ 02/01		24.3222-1713.3	020431	TRW Ø 22,2 GG
1.9 dTi (K56J)	72	10/97→03/01	➡	→ 02/01		24.3222-1713.3	020431	TRW Ø 22,2 GG
			➡	→ 02/01		24.3222-1713.3	020431	TRW Ø 22,2 GG
2.0	84	10/98→01/01	➡			24.3222-1713.3	020431	TRW Ø 22,2 GG
2.0 (K56C/H)	83	09/95→03/01	➡	→ 05/96; - ABS		24.3220-1711.3	020409	TRW Ø 20,64 GG
			➡	→ 02/01		24.3220-1711.3	020409	TRW Ø 20,64 GG
			➡	06/96→ 04/98		24.3220-1711.3	020409	TRW Ø 20,64 GG
			➡	11/95→ 05/96; - ABS		24.3220-1711.3	020409	TRW Ø 20,64 GG
			➡	06/96→ 02/01		24.3220-1711.3	020409	TRW Ø 20,64 GG
			➡	05/98→ 02/01		24.3222-1713.3	020431	TRW Ø 22,2 GG

**Zubehörsatz, Bremsbacken**











1.6 16V (K568)	79	11/97→03/01	➡	→ 02/01		03.0137-9220.2	669220	TRW
1.8 (K56S/T/0)	66	09/95→03/01	➡	→ 05/96; - ABS		03.0137-9220.2	669220	TRW
			➡	06/96→ 02/01		03.0137-9220.2	669220	TRW
1.8 16V (K563, K564)	88	04/98→03/01	➡	→ 02/01		03.0137-9220.2	669220	TRW
			➡	02/99→ 02/01		03.0137-9220.2	669220	TRW
			➡	05/99→ 02/01		03.0137-9220.2	669220	TRW
1.9 dTi (K56J)	72	10/97→03/01	➡	→ 02/01		03.0137-9220.2	669220	TRW
			➡	→ 02/01		03.0137-9220.2	669220	TRW
↓								



























	kw			 	! #		
<b>RENAULT - LAGUNA I Grandtour (K56_) 09/95→08/02</b>							
<b>Zubehörsatz, Bremsbacken</b>							
2.0	84	10/98→01/01	➡			03.0137-9220.2 669220	TRW
2.0 (K56C/H)	83	09/95→03/01	➡	→ 05/96; - ABS		03.0137-9220.2 669220	TRW
			➡	→ 02/01		03.0137-9220.2 669220	TRW
			➡	06/96→ 02/01		03.0137-9220.2 669220	TRW
			➡	11/95→ 05/96; - ABS		03.0137-9220.2 669220	TRW
<b> Bremstrommel</b>							
1.6 16V (K568)	79	11/97→03/01	➡	→ 02/01		24.0222-8015.1 480055	Ø 229,0 x 52,5 / 229,5
						24.0222-8019.2 480087	Ø 229,0 x 52,5 / 229,5
1.8 (K56S/T/0)	66	09/95→03/01	➡	→ 05/96; - ABS		24.0222-8015.1 480055	Ø 229,0 x 52,5 / 229,5
						24.0222-8019.2 480087	Ø 229,0 x 52,5 / 229,5
1.8 (K56Z)	69	09/95→03/01					
			➡	06/96→ 02/01		24.0222-8015.1 480055	Ø 229,0 x 52,5 / 229,5
2.2 D (K56F/2, S56F)	61	09/95→03/01					
			➡	06/96→ 02/01		24.0222-8019.2 480087	Ø 229,0 x 52,5 / 229,5
1.8 16V (K563, K564)	88	04/98→03/01	➡	→ 02/01		24.0222-8015.1 480055	Ø 229,0 x 52,5 / 229,5
			➡	02/99→ 02/01		24.0222-8015.1 480055	Ø 229,0 x 52,5 / 229,5
						24.0222-8019.2 480087	Ø 229,0 x 52,5 / 229,5
			➡	05/99→ 02/01		24.0222-8015.1 480055	Ø 229,0 x 52,5 / 229,5
			➡	→ 02/01		24.0222-8019.2 480087	Ø 229,0 x 52,5 / 229,5
1.9 dTi (K56J)	72	10/97→03/01	➡	→ 02/01		24.0222-8015.1 480055	Ø 229,0 x 52,5 / 229,5
			➡	→ 02/01		24.0222-8019.2 480087	Ø 229,0 x 52,5 / 229,5
2.0	84	10/98→01/01	➡			24.0222-8015.1 480055	Ø 229,0 x 52,5 / 229,5
						24.0222-8019.2 480087	Ø 229,0 x 52,5 / 229,5
2.0 (K56C/H)	83	09/95→03/01	➡	→ 05/96; - ABS		24.0222-8015.1 480055	Ø 229,0 x 52,5 / 229,5
						24.0222-8019.2 480087	Ø 229,0 x 52,5 / 229,5
			➡	→ 02/01		24.0222-8015.1 480055	Ø 229,0 x 52,5 / 229,5
						24.0222-8019.2 480087	Ø 229,0 x 52,5 / 229,5
			➡	06/96→ 02/01		24.0222-8015.1 480055	Ø 229,0 x 52,5 / 229,5
						24.0222-8019.2 480087	Ø 229,0 x 52,5 / 229,5
			➡	11/95→ 05/96; - ABS		24.0222-8015.1 480055	Ø 229,0 x 52,5 / 229,5
						24.0222-8019.2 480087	Ø 229,0 x 52,5 / 229,5
<b> Bremsbackensatz</b>							
1.6 16V (K568)	79	11/97→03/01	➡	→ 02/01		03.0137-0336.2 650336	TRW Ø 229 x 42 + HEB
						03.0520-5922.3 695922	TRW Ø 229 x 42 Ø 22,2 + RZ / + Zub TopKit
1.8 (K56S/T/0)	66	09/95→03/01	➡	→ 05/96; - ABS		03.0137-0336.2 650336	TRW Ø 229 x 42 + HEB
						03.0520-5520.3 695520	TRW Ø 229 x 42 Ø 20,64 + RZ / + Zub TopKit
			➡	06/96→ 02/01		03.0137-0336.2 650336	TRW Ø 229 x 42 + HEB
						03.0520-5520.3 695520	TRW Ø 229 x 42 Ø 20,64 + RZ / + Zub TopKit
			➡	06/96→ 04/98		03.0520-5520.3 695520	TRW Ø 229 x 42 Ø 20,64 + RZ / + Zub TopKit
			➡	05/98→ 02/01		03.0520-5922.3 695922	TRW Ø 229 x 42 Ø 22,2 + RZ / + Zub TopKit
1.8 (K56Z)	69	09/95→03/01	➡	→ 05/96; - ABS		03.0137-0336.2 650336	TRW Ø 229 x 42 + HEB
						03.0520-5520.3 695520	TRW Ø 229 x 42 Ø 20,64 + RZ / + Zub TopKit
2.2 D (K56F/2, S56F)	61	09/95→03/01					
			➡	06/96→ 02/01		03.0137-0336.2 650336	TRW Ø 229 x 42 + HEB
						03.0520-5520.3 695520	TRW Ø 229 x 42 Ø 20,64 + RZ / + Zub TopKit
1.8 16V (K563, K564)	88	04/98→03/01	➡	→ 02/01		03.0137-0336.2 650336	TRW Ø 229 x 42 + HEB
						03.0520-5922.3 695922	TRW Ø 229 x 42 Ø 22,2 + RZ / + Zub TopKit
			➡	02/99→ 02/01		03.0137-0336.2 650336	TRW Ø 229 x 42 + HEB
			➡	05/99→ 02/01		03.0137-0336.2 650336	TRW Ø 229 x 42 + HEB
1.9 dTi (K56J)	72	10/97→03/01	➡	→ 02/01		03.0137-0336.2 650336	TRW Ø 229 x 42 + HEB
						03.0520-5922.3 695922	TRW Ø 229 x 42 Ø 22,2 + RZ / + Zub TopKit
			➡	→ 02/01		03.0137-0336.2 650336	TRW Ø 229 x 42 + HEB
















	kw					! #		
<b>RENAULT - LAGUNA I Grandtour (K56_) 09/95→08/02</b>								
<b> Bremsbackensatz</b>								
1.9 dTi (K56J)	72	10/97→03/01	➡	→ 02/01			<b>03.0520-5922.3 695922</b>	TRW Ø 229 x 42 Ø 22,2 + RZ / + Zub TopKit
2.0	84	10/98→01/01	➡				<b>03.0137-0336.2 650336</b>	TRW Ø 229 x 42 + HEB
							<b>03.0520-5520.3 695520</b>	TRW Ø 229 x 42 Ø 20,64 + RZ / + Zub TopKit
2.0 (K56C/H)	83	09/95→03/01	➡	→ 02/01			<b>03.0137-0336.2 650336</b>	TRW Ø 229 x 42 + HEB
							<b>03.0520-5520.3 695520</b>	TRW Ø 229 x 42 Ø 20,64 + RZ / + Zub TopKit
				→ 05/96; - ABS			<b>03.0137-0336.2 650336</b>	TRW Ø 229 x 42 + HEB
							<b>03.0520-5520.3 695520</b>	TRW Ø 229 x 42 Ø 20,64 + RZ / + Zub TopKit
				06/96→ 02/01			<b>03.0137-0336.2 650336</b>	TRW Ø 229 x 42 + HEB
							<b>03.0520-5520.3 695520</b>	TRW Ø 229 x 42 Ø 20,64 + RZ / + Zub TopKit
2.0	84	10/98→01/01	➡				<b>03.0137-0336.2 650336</b>	TRW Ø 229 x 42 + HEB
							<b>03.0520-5520.3 695520</b>	TRW Ø 229 x 42 Ø 20,64 + RZ / + Zub TopKit
				06/96→ 04/98			<b>03.0520-5520.3 695520</b>	TRW Ø 229 x 42 Ø 20,64 + RZ / + Zub TopKit
			➡	05/98→ 02/01			<b>03.0520-5922.3 695922</b>	TRW Ø 229 x 42 Ø 22,2 + RZ / + Zub TopKit
<b> Seilzug, Feststellbremse</b>								
1.6 16V (K568)	79	11/97→03/01	➡	⏴; → 02/01; Trommelbremse	2	<b>24.3727-1040.2 581040</b>	L= 1.190	
1.8 16V (K563, K564)	88	04/98→03/01	➡					
1.9 dTi (K56J)	72	10/97→03/01	➡					
1.8 (K56S/T/0)	66	09/95→03/01	➡	⏴; → 05/96; + ABS; Scheibenbremse	2	<b>24.3727-1033.2 581033</b>	L= 1.247	
1.8 (K56Z)	69	09/95→03/01	➡					
2.2 D (K56F/2, S56F)	61	09/95→03/01	➡	⏴; 06/96→ 02/01; Trommelbremse	2	<b>24.3727-1040.2 581040</b>	L= 1.190	
			➡	⏴; → 05/96; - ABS; Trommelbremse	2	<b>24.3727-1040.2 581040</b>	L= 1.190	
1.9 dCi (K56W)	79	09/99→03/01	➡	⏴; → 02/01; Scheibenbremse	2	<b>24.3727-1053.2 581053</b>	L= 1.183	
3.0 24V (K56V)	140	03/97→03/01	➡					
2.0	84	10/98→01/01	➡	⏴; + ABS; Scheibenbremse	2	<b>24.3727-1033.2 581033</b>	L= 1.247	
			➡	⏴; Trommelbremse	2	<b>24.3727-1040.2 581040</b>	L= 1.190	
2.0 (K56C/H)	83	09/95→03/01	➡	⏴; → 05/96; + ABS; Scheibenbremse	2	<b>24.3727-1033.2 581033</b>	L= 1.247	
			➡	⏴; 11/95→ 05/96; + ABS; Scheibenbremse	2	<b>24.3727-1033.2 581033</b>	L= 1.247	
			➡	⏴; 11/95→ 05/96; - ABS; Trommelbremse	2	<b>24.3727-1040.2 581040</b>	L= 1.190	
			➡	⏴; → 02/01; Trommelbremse	2	<b>24.3727-1040.2 581040</b>	L= 1.190	
			➡	⏴; 06/96→ 02/01; Trommelbremse	2	<b>24.3727-1040.2 581040</b>	L= 1.190	
			➡	⏴; → 05/96; - ABS; Trommelbremse	2	<b>24.3727-1040.2 581040</b>	L= 1.190	
2.0 16V (K56D/M)	102	09/95→03/01	➡	⏴; → 01/97; Scheibenbremse	2	<b>24.3727-1033.2 581033</b>	L= 1.247	
			➡	⏴; → 02/01; Scheibenbremse	2	<b>24.3727-1033.2 581033</b>	L= 1.247	
			➡	⏴; 02/97→ 02/01; Scheibenbremse	2	<b>24.3727-1053.2 581053</b>	L= 1.183	
			➡	⏴; 09/99→ 02/01; Scheibenbremse	2	<b>24.3727-1053.2 581053</b>	L= 1.183	
2.2 dT (K569)	83	03/96→03/01	➡	⏴; → 01/97; Scheibenbremse	2	<b>24.3727-1033.2 581033</b>	L= 1.247	
			➡	⏴; 02/97→ 02/01; Scheibenbremse	2	<b>24.3727-1053.2 581053</b>	L= 1.183	
3.0 (K56R, K565)	123	02/96→03/01	➡	⏴; → 02/01; Scheibenbremse	2	<b>24.3727-1033.2 581033</b>	L= 1.247	
			➡	⏴; 03/96→ 01/97; Scheibenbremse	2	<b>24.3727-1033.2 581033</b>	L= 1.247	
			➡	⏴; 02/97→ 02/01; Scheibenbremse	2	<b>24.3727-1053.2 581053</b>	L= 1.183	
<b>RENAULT - LAGUNA II (BG0/1_) 03/01→</b>								
<b> Seilzug, Feststellbremse</b>								
1.6	76	03/01→05/05	➡	⏴; Scheibenbremse	2	<b>24.3727-1062.2 581062</b>	L= 2.220	
1.6 LPG	76	03/01→05/05						
1.6 LPG	79	03/01→05/05						
2.2 dCi (BG09)	85	04/04→10/05						
2.9 V6 24V	155	03/01→08/07						
2.9 V6 24V	157	09/02→12/05						
1.6 16V (BG0A, BG0L)	79	03/01→	➡	⏴; → 06/07; Scheibenbremse	2	<b>24.3727-1062.2 581062</b>	L= 2.220	
1.6 16V (BG1G, BG1H)	82	02/05→						
1.8 16V (BG04, BG0B, BG0C, BG0V)	86	03/01→						
1.8 16V (BG06, BG0J, BG0M)	85	03/01→						
↓								

















	kW			 	! #		
<b>RENAULT - LAGUNA II (BG0/1_) 03/01→</b>							
 <b>Seilzug, Feststellbremse</b>							
1.8 16V (BG0B, BG0C, BG0J, BG0M, BG0V)	89	03/01→	➔	⬇️; → 06/07; Scheibenbremse	2	24.3727-1062.2 581062	L= 2.220
1.8 16V (BG0B, BG0M)	88	03/01→					
1.9 dCi	79	03/01→					
1.9 dCi	85	09/05→					
1.9 dCi	92	09/05→					
1.9 dCi (BG05)	68	03/04→					
1.9 dCi (BG08, BG0G)	88	03/01→					
1.9 dCi (BG0E)	77	06/01→					
1.9 dCi (BG0R)	74	10/01→					
1.9 dCi (BG1A, BG1V)	96	05/05→					
1.9 dCi (BG1A, BG1W)	81	01/05→					
2.0 16V	98	08/02→					
2.0 16V	125	01/05→					
2.0 16V	150	01/05→					
2.0 16V (BG00, BG0K, BG0P, BG0W)	99	08/02→					
2.0 16V IDE (BG0N)	103	04/01→					
2.0 16V Turbo (BG0S, BG0Z, BG1L, BG1M)	120	01/03→					
2.0 dCi (BG14, BG1S)	127	01/06→					
2.0 dCi (BG1T)	110	08/05→					
2.2 dCi	102	05/05→					
2.2 dCi (BG0F)	110	10/01→					
3.0 V6 24V (BG01, BG02, BG0D, BG0Y)	152	03/01→					
<b>RENAULT - LAGUNA II Grandtour (KG0/1_) 03/01→</b>							
 <b>Seilzug, Feststellbremse</b>							
1.6	76	03/01→10/05	➔	⬇️; Scheibenbremse	2	24.3727-1062.2 581062	L= 2.220
1.6 FlexFuel	76	06/01→10/03					
2.0 Flex	95	09/02→05/05					
2.0 Flex	97	09/02→05/05					
2.2 dCi (KG09)	85	04/04→10/05					
2.9 V6 24V	157	09/02→12/05					
1.6 16V	82	02/05→	➔	⬇️; → 06/07; Scheibenbremse	2	24.3727-1062.2 581062	L= 2.220
1.6 16V (KG0A, KG0L)	79	03/01→					
1.6 Bifuel	79	06/05→12/07					
1.8 16V	86	03/01→					
1.8 16V	89	03/01→					
1.8 16V (KG0B, KG0M)	88	03/01→					
1.8 16V (KG0J)	85	03/01→					
1.9 dCi	79	03/01→					
1.9 dCi	92	09/05→					
1.9 dCi (KG05)	68	03/04→					
1.9 dCi (KG0E, KG0R)	74	10/01→					
1.9 dCi (KG0E)	77	06/01→					
1.9 dCi (KG0G)	88	03/01→					
1.9 dCi (KG12)	85	08/05→09/07					
1.9 dCi (KG1A, KG1W)	81	01/05→					
1.9 dCi (KG1V)	96	05/05→					
2.0 16V	98	10/04→09/07					
2.0 16V	125	01/05→					
2.0 16V	150	01/05→					
2.0 16V (KG00, KG0K, KG0W)	99	08/02→					
2.0 16V IDE (KG0N)	103	04/01→					
2.0 16V Turbo (KG0S, KG0Z, KG1L, KG1M)	120	01/03→					
2.0 dCi (KG1S)	127	01/06→					
2.0 dCi (KG1T)	110	08/05→					
2.2 dCi	102	05/05→					
2.2 dCi (KG0F)	110	10/01→					
3.0 V6 24V (KG0D)	152	03/01→					
1.9 dCi	66	08/03→09/07	➔	⬇️; 03/04→ 06/07; Scheibenbremse	2	24.3727-1062.2 581062	L= 2.220
<b>RENAULT - LAGUNA III (BT0/1) 10/07→</b>							
 <b>Seilzug, Feststellbremse</b>							
1.5 dCi (BT00, BT0A, BT0T, BT1J)	81	10/07→	➔	⬇️; Scheibenbremse	2	24.3727-1089.2 581089	L= 2.224
1.6 16V (BT04, BT0D, BT0U)	81	10/07→					
2.0 16V (BT05, BT0F, BT0W)	103	10/07→					
2.0 16V Hi-Flex (BT1H)	103	10/07→					
2.0 16V Turbo	125	10/07→					
2.0 dCi (BT01, BT09, BT12, BT1S)	110	10/07→					
2.0 dCi (BT08, BT0K, BT0J, BT14, BT1A, BT1D)	96	10/07→					















	kw			 	! #		
<b>RENAULT - LAGUNA III (BT0/1) 10/07→</b>							
 <b>Seilzug, Feststellbremse</b>							
2.0 dCi (BT0M, BT0N, BT19)	127	01/08→	➔	⬇; Scheibenbremse	2	24.3727-1089.2 581089	L= 2.224
2.0 dCi GT (BT1E, BT1N)	131	03/08→					
2.0 GT	150	03/08→					
3.0 dCi (BT03, BT13)	173	09/08→					
3.5 V6 (BT0C, BT0P)	175	04/08→					
<b>RENAULT - LAGUNA III Grandtour (KT0/1) 10/07→</b>							
 <b>Seilzug, Feststellbremse</b>							
1.5 dCi (KT0A)	81	10/07→	➔	⬇; Scheibenbremse	2	24.3727-1089.2 581089	L= 2.224
1.6 16V (KT0D)	81	10/07→					
2.0 16V (KT0F, KT0W)	103	10/07→					
2.0 16V Hi-Flex (KT1H)	103	10/07→					
2.0 16V Turbo	125	10/07→					
2.0 dCi (KT01, KT08, KT0K, KT0J, KT1A, KT1D)	96	10/07→					
2.0 dCi (KT01, KT09, KT12, KT1S)	110	10/07→					
2.0 dCi (KT0M, KT0N, KT19)	127	01/08→					
2.0 dCi GT (KT11, KT1E, KT1N)	131	03/08→					
2.0 GT	150	03/08→					
3.0 dCi (KT03, KT13)	173	09/08→					
3.5 V6 (KT0C, KT0P)	175	04/08→					
<b>RENAULT - LAGUNA Coupe (DT0/1) 09/08→</b>							
 <b>Seilzug, Feststellbremse</b>							
1.5 dCi	81	03/12→	➔	⬇; Scheibenbremse	2	24.3727-1089.2 581089	L= 2.224
2.0 16V Turbo	125	09/08→					
2.0 dCi	127	09/08→					
2.0 dCi (DT01, DT09, DT12, DT1D)	110	09/08→					
2.0 dCi GT (DT11, DT1E, DT1N)	131	09/08→					
2.0 GT	150	09/08→					
3.0 dCi	177	01/12→					
3.0 dCi (DT03)	173	09/08→					
3.5 V6 (DT0P)	175	09/08→					
<b>RENAULT - LOGAN I (LS_) 09/04→</b>							
 <b>Radbremszylinder</b>							
1.2	55	11/13→				24.3217-1711.3 020449	BOS Ø 17,46 ALU
				- ABS		24.3219-1761.3 020536	Ø 19,05 ALU
				+ ABS		24.3222-1729.3 020526	Ø 22,2 ALU
1.4	55	09/04→	➔	→ 04/13		24.3217-1710.3 020420	TRW Ø 17,78 GG
1.5 dCi	48	06/11→				24.3219-1722.3 020426	BDX Ø 19,05 GG
1.5 dCi	50	04/07→					
1.5 dCi	63	02/08→					
1.6	64	09/04→					
1.6	66	05/08→					
1.6	77	04/07→					
1.6 Flex	68	11/07→					
1.6	80	02/07→	➔	04/07→		24.3217-1710.3 020420	TRW Ø 17,78 GG
						24.3219-1722.3 020426	BDX Ø 19,05 GG
<b>Zubehörsatz, Bremsbacken</b>							
1.2	55	11/13→	➔			03.0137-9228.2 669228	BDX
						03.0137-9274.2 669274	
1.4	55	09/04→	➔	→ 04/13		03.0137-9088.2 669088	BDX
1.5 dCi	48	06/11→				03.0137-9274.2 669274	
1.5 dCi	50	04/07→					
1.5 dCi	63	02/08→					
1.6	64	09/04→					
1.6	66	05/08→					
1.6	77	04/07→					
1.6 Flex	68	11/07→					
1.6	80	02/07→	➔	04/07→		03.0137-9088.2 669088	BDX
						03.0137-9274.2 669274	
<b>Bremstrommel</b>							
1.4	55	09/04→	➔	→ 04/13		24.0218-0032.1 480118	Ø 180,0 x 53,5 / 181 - RLG
1.5 dCi	48	06/11→					
1.5 dCi	50	04/07→					

	kw			 	! #		
<b>RENAULT - LOGAN I (LS_) 09/04→</b>							
 <b>Bremstrommel</b>							
1.5 dCi 1.6 1.6 1.6 1.6 Flex	63 64 66 77 68	02/08→ 09/04→ 05/08→ 04/07→ 11/07→	➔ ➔ ➔ ➔ ➔	→ 04/13; - ABS → 04/13; + ABS		24.0220-3021.1 480127 24.0220-3036.1 480301	Ø 203,0 x 48 / 204,5 - RLG / - ABS Ring Ø 203,3 x 50,5 / 204,5 - RLG / - ABS Ring
1.6	80	02/07→	➔ ➔ ➔	04/07→ 04/07→; - ABS 04/07→; + ABS		24.0218-0032.1 480118 24.0220-3021.1 480127 24.0220-3036.1 480301	Ø 180,0 x 53,5 / 181 - RLG Ø 203,0 x 48 / 204,5 - RLG / - ABS Ring Ø 203,3 x 50,5 / 204,5 - RLG / - ABS Ring
 <b>Bremsbackensatz</b>							
1.2	55	11/13→	➔ ➔	+ ABS		03.0137-0496.2 650496 03.0137-0532.2 650532 03.0520-7919.3 697919	BDX Ø 228 x 42 + HEB BOS Ø 203 x 39 + HEB Ø 228 x 42 Ø 19,05 + RZ / + Zub TopKit
1.4 1.5 dCi 1.5 dCi 1.5 dCi 1.6 1.6 1.6 1.6 Flex	55 48 50 63 64 66 77 68	09/04→ 06/11→ 04/07→ 02/08→ 09/04→ 05/08→ 04/07→ 11/07→	➔ ➔ ➔ ➔ ➔ ➔ ➔ ➔	→ 04/13 → 04/13		03.0137-0358.2 650358 03.0137-0532.2 650532 03.0520-3517.3 693517 03.0520-4719.3 694719	BDX Ø 180 x 42 + HEB BOS Ø 203 x 39 + HEB TRW Ø 203 x 39 Ø 17,78 + RZ / + Zub TopKit BDX Ø 180 x 42 Ø 19,05 + RZ / + Zub TopKit
1.6	80	02/07→	➔ ➔	04/07→ 04/07→		03.0137-0358.2 650358 03.0137-0532.2 650532 03.0520-3517.3 693517 03.0520-4719.3 694719	BDX Ø 180 x 42 + HEB BOS Ø 203 x 39 + HEB TRW Ø 203 x 39 Ø 17,78 + RZ / + Zub TopKit BDX Ø 180 x 42 Ø 19,05 + RZ / + Zub TopKit
 <b>Seilzug, Feststellbremse</b>							
1.4 1.5 dCi 1.5 dCi 1.5 dCi 1.6 1.6 1.6 1.6 Flex	55 48 50 63 64 66 77 68	09/04→ 06/11→ 04/07→ 02/08→ 09/04→ 05/08→ 04/07→ 11/07→	➔ ➔ ➔ ➔ ➔ ➔ ➔ ➔	↓; → 04/13; Trommelbremse ↓; 04/07→; Trommelbremse	2 2	24.3727-1073.2 581073 24.3727-1073.2 581073	L= 1.680 L= 1.680
<b>RENAULT - LOGAN I Kombi (KS_) 04/07→</b>							
 <b>Radbremszylinder</b>							
1.4 1.5 dCi 1.5 dCi 1.5 dCi 1.5 dCi 1.6 1.6	55 48 50 63 66 64 77	10/07→ 06/11→ 04/07→ 02/08→ 06/11→ 04/07→ 04/07→	➔ ➔ ➔ ➔ ➔ ➔ ➔	→ 04/13		24.3217-1710.3 020420 24.3219-1722.3 020426	TRW Ø 17,78 GG BDX Ø 19,05 GG
<b>Zubehörsatz, Bremsbacken</b>							
1.4 1.5 dCi 1.5 dCi 1.5 dCi 1.5 dCi 1.6 1.6	55 48 50 63 66 64 77	10/07→ 06/11→ 04/07→ 02/08→ 06/11→ 04/07→ 04/07→	➔ ➔ ➔ ➔ ➔ ➔ ➔	→ 04/13		03.0137-9088.2 669088 03.0137-9278.2 669278	BDX
 <b>Bremstrommel</b>							
1.4 1.5 dCi 1.5 dCi 1.5 dCi 1.6 1.6	55 48 50 63 66 64 77	10/07→ 06/11→ 04/07→ 02/08→ 06/11→ 04/07→ 04/07→	➔ ➔ ➔ ➔ ➔ ➔ ➔	→ 04/13 → 04/13; - ABS → 04/13; + ABS		24.0218-0032.1 480118 24.0220-3021.1 480127 24.0220-3036.1 480301	Ø 180,0 x 53,5 / 181 - RLG Ø 203,0 x 48 / 204,5 - RLG / - ABS Ring Ø 203,3 x 50,5 / 204,5 - RLG / - ABS Ring
 <b>Bremsbackensatz</b>							
1.4 1.5 dCi 1.5 dCi 1.5 dCi ↓	55 48 50 63	10/07→ 06/11→ 04/07→ 02/08→	➔ ➔ ➔ ➔	→ 04/13		03.0137-0312.2 650312 03.0137-0358.2 650358	TRW Ø 203 x 38 BDX Ø 180 x 42 + HEB








	kw			 	! #		
<b>RENAULT - LOGAN I Kombi (KS_) 04/07→</b>							
 <b>Bremsbackensatz</b>							
1.5 dCi 1.6 1.6	66 64 77	06/11→ 04/07→ 04/07→	→ → →	→ 04/13  → 04/13; - ABS		03.0520-4719.3 694719 03.0520-3517.3 693517	BDX Ø 180 x 42 Ø 19,05 + RZ / + Zub TopKit TRW Ø 203 x 39 Ø 17,78 + RZ / + Zub TopKit
 <b>Seilzug, Feststellbremse</b>							
1.4 1.5 dCi 1.5 dCi 1.5 dCi 1.5 dCi 1.6 1.6	55 48 50 63 66 64 77	10/07→ 06/11→ 04/07→ 02/08→ 06/11→ 04/07→ 04/07→	→ → → → → → →	↓; → 04/13; Trommelbremse	2	24.3727-1073.2 581073	L= 1.680
<b>RENAULT - LOGAN II (B8_) 10/13→</b>							
 <b>Radbremszylinder</b>							
1.2 16V LPG 1.6 1.6	53 60 75	11/13→ 04/14→ 04/14→				24.3217-1711.3 020449 24.3219-1761.3 020536 24.3222-1729.3 020526	BOS Ø 17,46 ALU Ø 19,05 ALU Ø 22,2 ALU
1.5 dCi 1.5 dCi	62 66	12/13→ 12/13→		- ABS + ABS		24.3219-1761.3 020536 24.3222-1729.3 020526	Ø 19,05 ALU Ø 22,2 ALU
<b>Zubehörsatz, Bremsbacken</b>							
1.2 16V LPG 1.6 1.6	53 60 75	11/13→ 04/14→ 04/14→	→ → →			03.0137-9228.2 669228 03.0137-9274.2 669274	BDX BDX
1.5 dCi 1.5 dCi	62 66	12/13→ 12/13→	→ →			03.0137-9228.2 669228	BDX
 <b>Bremsbackensatz</b>							
1.2 16V LPG 1.6 1.6	53 60 75	11/13→ 04/14→ 04/14→	→ → →			03.0137-0496.2 650496 03.0137-0532.2 650532 03.0520-7919.3 697919	BDX Ø 228 x 42 + HEB BOS Ø 203 x 39 + HEB Ø 228 x 42 Ø 19,05 + RZ / + Zub TopKit
1.5 dCi 1.5 dCi	62 66	12/13→ 12/13→	→ →			03.0137-0496.2 650496 03.0520-7919.3 697919	BDX Ø 228 x 42 + HEB Ø 228 x 42 Ø 19,05 + RZ / + Zub TopKit
 <b>Seilzug, Feststellbremse</b>							
1.6	75	04/14→	→	↓	2	24.3727-1073.2 581073	L= 1.680
<b>RENAULT - LOGAN II Kombi (K8_) 12/13→</b>							
 <b>Radbremszylinder</b>							
1.2 16V 1.2 16V LPG 1.5 dCi 1.5 dCi 1.6	54 53 62 66 59	12/13→ 12/13→ 12/13→ 12/13→ 12/13→				24.3219-1761.3 020536	Ø 19,05 ALU
<b>Zubehörsatz, Bremsbacken</b>							
1.2 16V 1.2 16V LPG	54 53	12/13→ 12/13→	→ →			03.0137-9274.2 669274	
1.5 dCi 1.5 dCi 1.6	62 66 59	12/13→ 12/13→ 12/13→	→ → →			03.0137-9228.2 669228	BDX
 <b>Bremsbackensatz</b>							
1.2 16V 1.2 16V LPG	54 53	12/13→ 12/13→	→ →			03.0137-0532.2 650532 03.0520-7919.3 697919	BOS Ø 203 x 39 + HEB Ø 228 x 42 Ø 19,05 + RZ / + Zub TopKit
1.5 dCi 1.5 dCi 1.6	62 66 59	12/13→ 12/13→ 12/13→	→ → →			03.0137-0496.2 650496 03.0520-7919.3 697919	BDX Ø 228 x 42 + HEB Ø 228 x 42 Ø 19,05 + RZ / + Zub TopKit
<b>RENAULT - LOGAN EXPRESS (US_) 04/07→</b>							
 <b>Radbremszylinder</b>							
1.5 dCi 1.6	50 64	04/07→ 04/07→	→ →	→ 04/13; nicht für erhöhte Nutzlast → 04/13; für erhöhte Nutzlast		24.3219-1761.3 020536 24.3222-1729.3 020526	Ø 19,05 ALU Ø 22,2 ALU



















	kw			 	! #		
<b>RENAULT - LOGAN EXPRESS (US_) 04/07→</b>							
<b>Zubehörsatz, Bremsbacken</b>							
1.5 dCi 1.6	50 64	04/07→ 04/07→	➔	→ 04/13		03.0137-9228.2 669228	BDX
<b> Bremsbackensatz</b>							
1.5 dCi 1.6	50 64	04/07→ 04/07→	➔	→ 04/13		03.0137-0496.2 650496 03.0520-7222.3 697222	BDX Ø 228 x 42 + HEB Ø 228 x 42 Ø 22,2 + RZ / + Zub TopKit
<b> Seilzug, Feststellbremse</b>							
1.5 dCi 1.6	50 64	04/07→ 04/07→	➔	⬇; → 04/13; Trommelbremse	2	24.3727-1074.2 581074	L= 1.993
<b>RENAULT - MASTER I Bus (T_) 08/80→07/98</b>							
<b> Radbremszylinder</b>							
28-35 2,5 TD 28-35 2.0 28-35 2.1 D 28-35 2.5 D 30 2,2 35 2,5 TD	72 58 44 55 67 69	08/89→07/98 10/86→07/98 08/80→07/98 08/89→07/98 08/80→07/98 08/89→07/98	➔			24.3225-1101.3 020294	TRW Ø 25,4 GG
<b>Zubehörsatz, Bremsbacken</b>							
28-35 2,5 TD 28-35 2.0 28-35 2.1 D 28-35 2.5 D 30 2,2 35 2,5 TD	72 58 44 55 67 69	08/89→07/98 10/86→07/98 08/80→07/98 08/89→07/98 08/80→07/98 08/89→07/98	➔	→ 08/94 09/94→		03.0137-9013.2 669013 03.0137-9013.2 669013 03.0137-9216.2 669216	TRW TRW TRW
<b> Bremsbackensatz</b>							
28-35 2,5 TD 28-35 2.0 28-35 2.1 D 28-35 2.5 D 30 2,2 35 2,5 TD	72 58 44 55 67 69	08/89→07/98 10/86→07/98 08/80→07/98 08/89→07/98 08/80→07/98 08/89→07/98	➔	→ 08/94 09/94→		03.0137-0036.2 650036 03.0520-0125.3 690125 03.0137-0036.2 650036 03.0520-0125.3 690125 03.0137-0330.2 650330 03.0520-0125.3 690125	TRW Ø 254 x 57 TRW Ø 254 x 57 Ø 25,4 + RZ / + Zub TopKit TRW Ø 254 x 57 TRW Ø 254 x 57 Ø 25,4 + RZ / + Zub TopKit TRW Ø 254 x 57 + HEB TRW Ø 254 x 57 Ø 25,4 + RZ / + Zub TopKit
<b>RENAULT - MASTER I Kasten (T_) 07/80→07/98</b>							
<b> Radbremszylinder</b>							
28-35 2,5 D 28-35 2,5 TD 28-35 2.0 28-35 2.1 D 30 2,2 35 2,5 TD	55 72 58 44 67 69	08/89→07/98 08/89→07/98 10/86→07/98 08/80→07/98 08/80→07/98 08/89→07/98	➔			24.3225-1101.3 020294	TRW Ø 25,4 GG
<b>Zubehörsatz, Bremsbacken</b>							
28-35 2,5 D 28-35 2,5 TD 28-35 2.0 28-35 2.1 D 30 2,2 35 2,5 TD	55 72 58 44 67 69	08/89→07/98 08/89→07/98 10/86→07/98 08/80→07/98 08/80→07/98 08/89→07/98	➔	→ 08/94 09/94→		03.0137-9013.2 669013 03.0137-9013.2 669013 03.0137-9216.2 669216	TRW TRW TRW
<b> Bremsbackensatz</b>							
28-35 2,5 D 28-35 2,5 TD 28-35 2.0 28-35 2.1 D 30 2,2 35 2,5 TD	55 72 58 44 67 69	08/89→07/98 08/89→07/98 10/86→07/98 08/80→07/98 08/80→07/98 08/89→07/98	➔	→ 08/94 09/94→		03.0137-0036.2 650036 03.0520-0125.3 690125 03.0137-0036.2 650036 03.0520-0125.3 690125 03.0137-0330.2 650330 03.0520-0125.3 690125	TRW Ø 254 x 57 TRW Ø 254 x 57 Ø 25,4 + RZ / + Zub TopKit TRW Ø 254 x 57 TRW Ø 254 x 57 Ø 25,4 + RZ / + Zub TopKit TRW Ø 254 x 57 + HEB TRW Ø 254 x 57 Ø 25,4 + RZ / + Zub TopKit
<b>RENAULT - MASTER I Pritsche/Fahrgestell (P_) 07/80→07/98</b>							
<b> Radbremszylinder</b>							
28-35 2.0 ↓	58	10/86→07/98	➔			24.3225-1101.3 020294	TRW Ø 25,4 GG








	kw					! #		
<b>RENAULT - MASTER I Pritsche/Fahrgestell (P_) 07/80→07/98</b>								
 <b>Radbremsszylinder</b>								
28-35 2.5 D	52	09/80→07/98	➔	08/89→		24.3225-1101.3	020294	TRW Ø 25,4 GG
<b>Zubehörsatz, Bremsbacken</b>								
28-35 2.0	58	10/86→07/98	➔			03.0137-9013.2	669013	TRW
			➔	→ 08/94		03.0137-9013.2	669013	TRW
			➔	09/94→		03.0137-9216.2	669216	TRW
28-35 2.5 D	52	09/80→07/98	➔	08/89→ 08/94		03.0137-9013.2	669013	TRW
			➔	08/89→		03.0137-9013.2	669013	TRW
			➔	09/94→		03.0137-9216.2	669216	TRW
 <b>Bremsbackensatz</b>								
28-35 2.0	58	10/86→07/98	➔			03.0137-0036.2	650036	TRW Ø 254 x 57
			➔	→ 08/94		03.0520-0125.3	690125	TRW Ø 254 x 57 Ø 25,4 + RZ / + Zub TopKit
			➔	09/94→		03.0137-0036.2	650036	TRW Ø 254 x 57
28-35 2.5 D	52	09/80→07/98	➔	08/89→ 08/94		03.0520-0125.3	690125	TRW Ø 254 x 57 Ø 25,4 + RZ / + Zub TopKit
			➔	08/89→		03.0137-0330.2	650330	TRW Ø 254 x 57 + HEB
			➔	09/94→		03.0520-0125.3	690125	TRW Ø 254 x 57 Ø 25,4 + RZ / + Zub TopKit
28-35 2.5 D	52	09/80→07/98	➔	08/89→ 08/94		03.0137-0036.2	650036	TRW Ø 254 x 57
			➔	08/89→		03.0520-0125.3	690125	TRW Ø 254 x 57 Ø 25,4 + RZ / + Zub TopKit
			➔	09/94→		03.0137-0330.2	650330	TRW Ø 254 x 57 + HEB
<b>RENAULT - MASTER II Bus (JD) 03/98→</b>								
 <b>Radbremsszylinder</b>								
2.5 D	59	07/98→01/01	➔	☐; → 07/00		24.3223-1707.3	020435	BDX Ø 23,81 GG
2.8 dTI	84	07/98→10/01	➔	☐; → 07/00		24.3223-1708.3	020436	BDX Ø 23,81 GG
<b>Zubehörsatz, Bremsbacken</b>								
2.5 D	59	07/98→01/01	➔	→ 07/00		03.0137-9240.2	669240	
2.8 dTI	84	07/98→10/01	➔					
 <b>Bremstrommel</b>								
2.5 D	59	07/98→01/01	➔	→ 07/00		24.0228-0002.1	480159	Ø 280,0 x 69,5 / 282
2.8 dTI	84	07/98→10/01	➔					
 <b>Bremsbackensatz</b>								
2.5 D	59	07/98→01/01	➔	→ 07/00		03.0137-0382.2	650382	Ø 280 x 65
2.8 dTI	84	07/98→10/01	➔					
 <b>Seilzug, Feststellbremse</b>								
1.9 dCi 80	60	11/01→	←	☐; → 08/06; Scheiben/Trommel	1	24.3727-0762.2	580762	L= 1.175
1.9 dTI	59	09/00→	➔	☐; → 08/06; Scheibenbremse	2	24.3727-1000.2	581000	L= 1.737
2.2 dCi 90	66	09/00→	➔	☐; → 08/06; Trommelbremse	2	24.3727-1072.2	581072	L= 1.420
2.5 dCi 100 (JDCV)	73	10/03→	➔					
2.5 dCi 120	84	10/01→	➔					
3.0 dCi 140 (JD0T)	100	10/03→	➔					
2.5 D	59	07/98→01/01	←	☐; Scheiben/Trommel	1	24.3727-0762.2	580762	L= 1.175
2.8 dTI	84	07/98→10/01	➔	☐; Scheibenbremse	2	24.3727-1000.2	581000	L= 1.737
			➔	☐; Trommelbremse	2	24.3727-1072.2	581072	L= 1.420
2.5 dCi	74	08/06→	←	☐; → 12/10; Scheibenbremse	1	24.3727-0762.2	580762	L= 1.175
2.5 dCi	88	08/06→	➔					
2.5 dCi	107	08/06→	➔	☐; → 12/10; Scheibenbremse	2	24.3727-1000.2	581000	L= 1.737
<b>RENAULT - MASTER II Kasten (FD) 07/98→</b>								
 <b>Radbremsszylinder</b>								
2.5 D	59	07/98→01/01	➔	☐; → 07/00		24.3223-1707.3	020435	BDX Ø 23,81 GG
2.8 dTI	84	07/98→10/01	➔	☐; → 07/00		24.3223-1708.3	020436	BDX Ø 23,81 GG
↓								

























	kw					! #		
<b>RENAULT - MASTER II Kasten (FD) 07/98→</b>								
<b>Zubehörsatz, Bremsbacken</b>								
2.5 D 2.8 dTI	59 84	07/98→01/01 07/98→10/01	➔	→ 07/00			03.0137-9240.2 669240	
<b>Bremstrommel</b>								
2.5 D 2.8 dTI	59 84	07/98→01/01 07/98→10/01	➔	→ 07/00			24.0228-0002.1 480159	Ø 280,0 x 69,5 / 282
<b>Bremsbackensatz</b>								
2.5 D 2.8 dTI	59 84	07/98→01/01 07/98→10/01	➔	→ 07/00			03.0137-0382.2 650382	Ø 280 x 65
<b>Seilzug, Feststellbremse</b>								
1.9 dCi 80 1.9 dTi 2.2 dCi 90 2.5 dCi 100 (FD0U, FD0V) 2.5 dCi 120 3.0 dCi 120 3.0 dCi 140 (HD0S, FD0S, HD1S) 3.0 dCi 160	60 59 66 73 84 85 100 115	11/01→ 09/00→ 09/00→ 10/03→ 10/01→ 06/05→ 10/03→ 06/05→	← ➔ ➔ ➔ ← ➔ ➔ ←	⬆; → 08/06; Scheiben/Trommel ⬇; → 08/06; Scheibenbremse ⬇; → 08/06; Trommelbremse ⬆; → 08/06; Scheiben/Trommel ⬇; → 08/00→; Scheibenbremse ⬇; → 08/00→; Trommelbremse ⬆; → 12/10; Scheibenbremse ⬇; → 12/10; Scheibenbremse	1 2 2 1 2 2 1 2	24.3727-0762.2 580762 24.3727-1000.2 581000 24.3727-1072.2 581072 24.3727-0762.2 580762 24.3727-1000.2 581000 24.3727-1072.2 581072 24.3727-0762.2 580762 24.3727-1000.2 581000	L= 1.175 L= 1.737 L= 1.420 L= 1.175 L= 1.737 L= 1.420 L= 1.175 L= 1.737	
<b>RENAULT - MASTER II Pritsche/Fahrgestell (ED/HD/UD) 07/98→</b>								
<b>Radbremsszylinder</b>								
2.5 D 2.8 dTI	59 84	07/98→01/01 07/98→10/01	➔	☐; → 07/00 ☐; → 07/00			24.3223-1707.3 020435 24.3223-1708.3 020436	BDX Ø 23,81 GG BDX Ø 23,81 GG
<b>Zubehörsatz, Bremsbacken</b>								
2.5 D 2.8 dTI	59 84	07/98→01/01 07/98→10/01	➔	→ 07/00			03.0137-9240.2 669240	
<b>Bremstrommel</b>								
2.5 D 2.8 dTI	59 84	07/98→01/01 07/98→10/01	➔	→ 07/00			24.0228-0002.1 480159	Ø 280,0 x 69,5 / 282
<b>Bremsbackensatz</b>								
2.5 D 2.8 dTI	59 84	07/98→01/01 07/98→10/01	➔	→ 07/00			03.0137-0382.2 650382	Ø 280 x 65
<b>Seilzug, Feststellbremse</b>								
2.2 dCi 90 2.5 dCi 100 (ED4V, ED8V) 2.5 dCi 120 3.0 dCi 120 3.0 dCi 140 (ED0S, UD0S) 3.0 dCi 160	66 73 84 85 100 115	09/00→ 10/03→ 10/01→ 06/05→ 10/03→ 06/05→	← ➔ ➔ ➔ ← ➔	⬆; → 08/06; Scheiben/Trommel ⬇; → 08/06; Scheibenbremse ⬇; → 08/06; Trommelbremse ⬆; → 08/06; Scheiben/Trommel ⬇; Scheibenbremse ⬇; Trommelbremse ⬆; → 12/10; Scheibenbremse ⬇; → 12/10; Scheibenbremse	2 2 2 2 1 2	24.3727-0762.2 580762 24.3727-1000.2 581000 24.3727-1072.2 581072 24.3727-0762.2 580762 24.3727-1000.2 581000 24.3727-1072.2 581072 24.3727-0762.2 580762 24.3727-1000.2 581000	L= 1.175 L= 1.737 L= 1.420 L= 1.175 L= 1.737 L= 1.420 L= 1.175 L= 1.737	
<b>RENAULT - MEGANE I (BA0/1_) 08/95→12/04</b>								
<b>Radbremsszylinder</b>								
1.4 16V (BA0D, BA1H, BA0W, BA10) 1.9 dCi (BA05, BA1F)	70 75	03/99→08/03 02/01→08/03	➔ ➔ ➔	→ 12/02; - ABS → 12/02; + ABS / - ASR → 12/02; + ABS			24.3217-1705.3 020020 24.3219-1728.3 020452 24.3219-1728.3 020452	Ø 17,46 GG Ø 19,05 GG Ø 19,05 GG
1.4 e (BA0E, BA0V)	55	01/96→08/03	➔ ➔	→ 12/02 06/98→ 02/99; + ABS			24.3217-1705.3 020020 24.3217-1705.3 020020	Ø 17,46 GG Ø 17,46 GG
↓								








	kw			 	! #		
<b>RENAULT - MEGANE I (BA0/1_) 08/95→12/04</b>							
<b> Radbremszylinder</b>							
1.4 e (BA0E, BA0V)	55	01/96→08/03	➡	06/98→ 12/02; - ABS		<b>24.3217-1705.3 020020</b>	Ø 17,46 GG
			➡	06/98→ 12/02; + ABS		<b>24.3219-1728.3 020452</b>	Ø 19,05 GG
1.4 Eco (BA0T)	52	01/96→03/99	➡			<b>24.3217-1705.3 020020</b>	Ø 17,46 GG
1.6 e (BA0F, BA0S)	66	01/96→03/99					
1.6 i (BA0L)	55	01/96→03/99					
1.9 dT	76	08/98→10/99					
2.0	85	05/98→05/01					
1.6 16V	81	11/01→12/04	➡	→ 12/02		<b>24.3217-1705.3 020020</b>	Ø 17,46 GG
1.6 16V (BA11, BA04, BA0B, BA1J)	79	03/99→08/03	➡	→ 12/02; - ABS		<b>24.3217-1705.3 020020</b>	Ø 17,46 GG
			➡	→ 12/02; + ABS / - ASR		<b>24.3219-1728.3 020452</b>	Ø 19,05 GG
			➡	→ 12/02; + ABS		<b>24.3219-1728.3 020452</b>	Ø 19,05 GG
1.6 LPG	66	08/95→03/99	➡	01/96→		<b>24.3217-1705.3 020020</b>	Ø 17,46 GG
1.6 LPG	80	10/00→08/02	➡			<b>24.3217-1705.3 020020</b>	Ø 17,46 GG
			➡	- ABS		<b>24.3217-1705.3 020020</b>	Ø 17,46 GG
			➡	+ ABS		<b>24.3219-1728.3 020452</b>	Ø 19,05 GG
			➡	+ ABS / - ASR		<b>24.3219-1728.3 020452</b>	Ø 19,05 GG
1.8 16V (BA06, BA12, BA1A, BA1M, BA1R)	85	01/01→08/03	➡	→ 12/02; + ABS / - ASR		<b>24.3219-1728.3 020452</b>	Ø 19,05 GG
1.9 D	69	04/96→02/01	➡	09/96→		<b>24.3217-1705.3 020020</b>	Ø 17,46 GG
1.9 DCi	77	03/99→08/03	➡	→ 12/02; - ABS		<b>24.3217-1705.3 020020</b>	Ø 17,46 GG
1.9 D Eco (B/SA0U, BA0A)	47	01/96→08/03	➡	→ 12/02		<b>24.3217-1705.3 020020</b>	Ø 17,46 GG
			➡	06/98→ 12/02; - ABS		<b>24.3217-1705.3 020020</b>	Ø 17,46 GG
			➡	06/98→ 12/02; + ABS		<b>24.3219-1728.3 020452</b>	Ø 19,05 GG
1.9 dT (B/SA0K, B/SA0Y)	66	01/96→08/03	➡	→ 12/02		<b>24.3217-1705.3 020020</b>	Ø 17,46 GG
1.9 dTi (BA1U)	59	02/01→08/03					
1.9 TDI	69	09/96→08/03					
2.0 i	80	03/99→08/03					
2.0 i (BA0G)	84	01/96→08/03					
1.9 dTi (BA08, BA0N)	72	03/97→02/01	➡	→ 02/99; + ABS		<b>24.3217-1705.3 020020</b>	Ø 17,46 GG
			➡			<b>24.3217-1705.3 020020</b>	Ø 17,46 GG
			➡	- ABS		<b>24.3217-1705.3 020020</b>	Ø 17,46 GG
			➡	03/99→; + ABS		<b>24.3219-1728.3 020452</b>	Ø 19,05 GG
<b>Zubehörsatz, Bremsbacken</b>							
1.4 16V (BA0D, BA1H, BA0W, BA10)	70	03/99→08/03	➡	→ 12/02		<b>03.0137-9125.2 669125</b>	BDX
1.6 16V	81	11/01→12/04					
1.6 16V (BA11, BA04, BA0B, BA1J)	79	03/99→08/03					
1.8 16V (BA06, BA12, BA1A, BA1M, BA1R)	85	01/01→08/03					
1.9 DCi	77	03/99→08/03					
1.9 dCi (BA05, BA1F)	75	02/01→08/03					
1.9 dT (B/SA0K, B/SA0Y)	66	01/96→08/03					
1.9 dTi (BA1U)	59	02/01→08/03					
1.9 TDI	69	09/96→08/03					
2.0 i	80	03/99→08/03					
2.0 i (BA0G)	84	01/96→08/03					
1.4 e (BA0E, BA0V)	55	01/96→08/03	➡	06/98→ 12/02		<b>03.0137-9125.2 669125</b>	BDX
1.9 D Eco (B/SA0U, BA0A)	47	01/96→08/03	➡	→ 12/02		<b>03.0137-9125.2 669125</b>	BDX
1.4 Eco (BA0T)	52	01/96→03/99	➡			<b>03.0137-9125.2 669125</b>	BDX
1.6 e (BA0F, BA0S)	66	01/96→03/99					
1.6 i (BA0L)	55	01/96→03/99					
1.6 LPG	80	10/00→08/02					
1.9 dT	76	08/98→10/99					
1.9 dTi (BA08, BA0N)	72	03/97→02/01					
2.0	85	05/98→05/01					
1.6 LPG	66	08/95→03/99	➡	01/96→		<b>03.0137-9125.2 669125</b>	BDX
1.9 D	69	04/96→02/01	➡	09/96→		<b>03.0137-9125.2 669125</b>	BDX
<b> Bremstrommel</b>							
1.4 16V (BA0D, BA1H, BA0W, BA10)	70	03/99→08/03	➡	→ 12/02		<b>24.0220-3021.1 480127</b>	Ø 203,0 x 48 / 204,5 - RLG / - ABS Ring
1.4 e (BA0E, BA0V)	55	01/96→08/03					
1.6 16V	81	11/01→12/04	↓				








	kw			 	! #		
<b>RENAULT - MEGANE I (BA0/1_) 08/95→12/04</b>							
<b>Bremstrommel</b>							
1.6 16V (BA11, BA04, BA0B, BA1J)	79	03/99→08/03	➔	→ 12/02		24.0220-3021.1 480127	Ø 203,0 x 48 / 204,5 - RLG / - ABS Ring
1.8 16V (BA06, BA12, BA1A, BA1M, BA1R)	85	01/01→08/03					
1.9 DCi	77	03/99→08/03					
1.9 dCi (BA05, BA1F)	75	02/01→08/03					
1.9 D Eco (B/SA0U, BA0A)	47	01/96→08/03					
1.9 dT (B/SA0K, B/SA0Y)	66	01/96→08/03					
1.9 dTi (BA1U)	59	02/01→08/03					
1.9 TDI	69	09/96→08/03					
2.0 i	80	03/99→08/03					
2.0 i (BA0G)	84	01/96→08/03					
1.4 Eco (BA0T)	52	01/96→03/99	➔			24.0220-3021.1 480127	Ø 203,0 x 48 / 204,5 - RLG / - ABS Ring
1.6 e (BA0F, BA0S)	66	01/96→03/99					
1.6 i (BA0L)	55	01/96→03/99					
1.6 LPG	80	10/00→08/02					
1.9 dT	76	08/98→10/99					
1.9 dTi (BA08, BA0N)	72	03/97→02/01					
2.0	85	05/98→05/01					
1.6 LPG	66	08/95→03/99	➔	01/96→		24.0220-3021.1 480127	Ø 203,0 x 48 / 204,5 - RLG / - ABS Ring
1.9 D	69	04/96→02/01	➔	09/96→		24.0220-3021.1 480127	Ø 203,0 x 48 / 204,5 - RLG / - ABS Ring
<b>Bremsbackensatz</b>							
1.4 16V (BA0D, BA1H, BA0W, BA10)	70	03/99→08/03	➔	→ 12/02		03.0137-0335.2 650335	BDX Ø 203 x 39
1.9 dCi (BA05, BA1F)	75	02/01→08/03	➔	→ 12/02; - ABS		03.0520-3217.3 693217	BDX Ø 203 x 39 Ø 17,46 + RZ / + Zub TopKit
			➔	→ 12/02; + ABS / - ASR		03.0520-5019.3 695019	BDX Ø 203 x 39 Ø 19,05 + RZ / + Zub TopKit
			➔	→ 12/02; + ABS		03.0520-5019.3 695019	BDX Ø 203 x 39 Ø 19,05 + RZ / + Zub TopKit
1.4 e (BA0E, BA0V)	55	01/96→08/03	➔	→ 12/02		03.0137-0335.2 650335	BDX Ø 203 x 39
			➔	06/98→ 12/02		03.0520-3217.3 693217	BDX Ø 203 x 39 Ø 17,46 + RZ / + Zub TopKit
			➔	06/98→ 02/99; + ABS		03.0137-0335.2 650335	BDX Ø 203 x 39
			➔	06/98→ 12/02; - ABS		03.0520-3217.3 693217	BDX Ø 203 x 39 Ø 17,46 + RZ / + Zub TopKit
			➔	06/98→ 12/02; + ABS		03.0520-5019.3 695019	BDX Ø 203 x 39 Ø 19,05 + RZ / + Zub TopKit
1.4 Eco (BA0T)	52	01/96→03/99	➔			03.0137-0335.2 650335	BDX Ø 203 x 39
1.6 e (BA0F, BA0S)	66	01/96→03/99				03.0520-3217.3 693217	BDX Ø 203 x 39 Ø 17,46 + RZ / + Zub TopKit
1.6 i (BA0L)	55	01/96→03/99					
1.9 dT	76	08/98→10/99					
2.0	85	05/98→05/01					
1.6 16V	81	11/01→12/04	➔	→ 12/02		03.0137-0335.2 650335	BDX Ø 203 x 39
1.6 16V (BA11, BA04, BA0B, BA1J)	79	03/99→08/03	➔	→ 12/02; - ABS		03.0520-3217.3 693217	BDX Ø 203 x 39 Ø 17,46 + RZ / + Zub TopKit
			➔	→ 12/02; + ABS / - ASR		03.0520-5019.3 695019	BDX Ø 203 x 39 Ø 19,05 + RZ / + Zub TopKit
			➔	→ 12/02; + ABS		03.0520-5019.3 695019	BDX Ø 203 x 39 Ø 19,05 + RZ / + Zub TopKit
1.6 LPG	66	08/95→03/99	➔	01/96→		03.0137-0335.2 650335	BDX Ø 203 x 39
						03.0520-3217.3 693217	BDX Ø 203 x 39 Ø 17,46 + RZ / + Zub TopKit
1.6 LPG	80	10/00→08/02	➔			03.0137-0335.2 650335	BDX Ø 203 x 39
						03.0520-3217.3 693217	BDX Ø 203 x 39 Ø 17,46 + RZ / + Zub TopKit
			➔	- ABS		03.0520-3217.3 693217	BDX Ø 203 x 39 Ø 17,46 + RZ / + Zub TopKit
			➔	+ ABS		03.0520-5019.3 695019	BDX Ø 203 x 39 Ø 19,05 + RZ / + Zub TopKit
			➔	+ ABS / - ASR		03.0520-5019.3 695019	BDX Ø 203 x 39 Ø 19,05 + RZ / + Zub TopKit
1.8 16V (BA06, BA12, BA1A, BA1M, BA1R)	85	01/01→08/03	➔	→ 12/02		03.0137-0335.2 650335	BDX Ø 203 x 39
↓							

	kw			 	! #		
<b>RENAULT - MEGANE I (BA0/1_) 08/95→12/04</b>							
<b>Bremsbackensatz</b>							
1.8 16V (BA06, BA12, BA1A, BA1M, BA1R)	85	01/01→08/03	➡	→ 12/02; + ABS / - ASR		<b>03.0520-5019.3 695019</b>	BDX Ø 203 x 39 Ø 19,05 + RZ / + Zub TopKit
1.9 D	69	04/96→02/01	➡	09/96→		<b>03.0137-0335.2 650335</b> <b>03.0520-3217.3 693217</b>	BDX Ø 203 x 39 BDX Ø 203 x 39 Ø 17,46 + RZ / + Zub TopKit
1.9 DCi	77	03/99→08/03	➡	→ 12/02		<b>03.0137-0335.2 650335</b>	BDX Ø 203 x 39
			➡	→ 12/02; - ABS		<b>03.0520-3217.3 693217</b>	BDX Ø 203 x 39 Ø 17,46 + RZ / + Zub TopKit
1.9 D Eco (B/SA0U, BA0A)	47	01/96→08/03	➡	→ 12/02		<b>03.0137-0335.2 650335</b> <b>03.0520-3217.3 693217</b>	BDX Ø 203 x 39 BDX Ø 203 x 39 Ø 17,46 + RZ / + Zub TopKit
			➡	06/98→ 12/02		<b>03.0137-0335.2 650335</b>	BDX Ø 203 x 39
			➡	06/98→ 12/02; - ABS		<b>03.0520-3217.3 693217</b>	BDX Ø 203 x 39 Ø 17,46 + RZ / + Zub TopKit
			➡	06/98→ 12/02; + ABS		<b>03.0520-5019.3 695019</b>	BDX Ø 203 x 39 Ø 19,05 + RZ / + Zub TopKit
1.9 dT (B/SA0K, B/SA0Y) 1.9 dTi (BA1U) 1.9 TDI 2.0 i 2.0 i (BA0G)	66	01/96→08/03	➡	→ 12/02		<b>03.0137-0335.2 650335</b> <b>03.0520-3217.3 693217</b>	BDX Ø 203 x 39 BDX Ø 203 x 39 Ø 17,46 + RZ / + Zub TopKit
	59	02/01→08/03					
	69	09/96→08/03					
	80	03/99→08/03					
1.9 dTi (BA08, BA0N)	72	03/97→02/01	➡			<b>03.0137-0335.2 650335</b> <b>03.0520-3217.3 693217</b>	BDX Ø 203 x 39 BDX Ø 203 x 39 Ø 17,46 + RZ / + Zub TopKit
			➡	→ 02/99; + ABS		<b>03.0520-3217.3 693217</b>	BDX Ø 203 x 39 Ø 17,46 + RZ / + Zub TopKit
			➡	- ABS		<b>03.0520-3217.3 693217</b>	BDX Ø 203 x 39 Ø 17,46 + RZ / + Zub TopKit
			➡	03/99→; + ABS		<b>03.0520-5019.3 695019</b>	BDX Ø 203 x 39 Ø 19,05 + RZ / + Zub TopKit
<b>Seilzug, Feststellbremse</b>							
1.4 16V (BA0D, BA1H, BA0W, BA10)	70	03/99→08/03	➡	⚠; → 12/02; Trommelbremse	2	<b>24.3727-1050.2 581050</b>	L= 1.440
			➡	⚠; → 12/02; Scheiben/Trommel	2	<b>24.3727-1057.2 581057</b>	L= 1.473
1.4 e (BA0E, BA0V)	55	01/96→08/03	➡	⚠; → 12/02; Trommelbremse	2	<b>24.3727-1050.2 581050</b>	L= 1.440
1.4 Eco (BA0T) 1.6 e (BA0F, BA0S) 1.6 i (BA0L)	52	01/96→03/99	➡	⚠; Trommelbremse	2	<b>24.3727-1050.2 581050</b>	L= 1.440
	66	01/96→03/99					
	55	01/96→03/99					
1.6 16V 1.6 16V (BA11, BA04, BA0B, BA1J)	81	11/01→12/04	➡	⚠; → 12/02; für Fahrzeuge mit verstärktem Fahrwerk; Trommelbremse	2	<b>24.3727-1050.2 581050</b>	L= 1.440
	79	03/99→08/03	➡	⚠; → 12/02; Scheiben/Trommel	2	<b>24.3727-1057.2 581057</b>	L= 1.473
			➡	⚠; → 12/02; für Fahrzeuge ohne verstärktes Fahrwerk; Scheiben/Trommel	2	<b>24.3727-1057.2 581057</b>	L= 1.473
1.6 LPG	66	08/95→03/99	➡	⚠; 01/96→; Trommelbremse	2	<b>24.3727-1050.2 581050</b>	L= 1.440
1.6 LPG 1.9 dTi (BA08, BA0N)	80	10/00→08/02	➡	⚠; für Fahrzeuge mit verstärktem Fahrwerk; Trommelbremse	2	<b>24.3727-1050.2 581050</b>	L= 1.440
	72	03/97→02/01	➡	⚠; für Fahrzeuge ohne verstärktes Fahrwerk; Scheiben/Trommel	2	<b>24.3727-1057.2 581057</b>	L= 1.473
			➡	⚠; Scheiben/Trommel	2	<b>24.3727-1057.2 581057</b>	L= 1.473
1.9 D	69	04/96→02/01	➡	⚠; 09/96→; Scheiben/Trommel	2	<b>24.3727-1057.2 581057</b>	L= 1.473
1.9 DCi 1.9 dCi (BA05, BA1F) 1.9 dT (B/SA0K, B/SA0Y) 1.9 TDI 2.0 i	77	03/99→08/03	➡	⚠; → 12/02; Scheiben/Trommel	2	<b>24.3727-1057.2 581057</b>	L= 1.473
	75	02/01→08/03					
	66	01/96→08/03					
	69	09/96→08/03					
1.9 D Eco (B/SA0U, BA0A)	47	01/96→08/03	➡	⚠; → 12/02; für Fahrzeuge mit verstärktem Fahrwerk; Trommelbremse	2	<b>24.3727-1050.2 581050</b>	L= 1.440
			➡	⚠; → 12/02; Trommelbremse	2	<b>24.3727-1050.2 581050</b>	L= 1.440
			➡	⚠; 06/98→ 12/02; Trommelbremse	2	<b>24.3727-1050.2 581050</b>	L= 1.440
			➡	⚠; → 12/02; Scheiben/Trommel	2	<b>24.3727-1057.2 581057</b>	L= 1.473
1.9 dT	76	08/98→10/99	➡	⚠; Scheiben/Trommel	2	<b>24.3727-1057.2 581057</b>	L= 1.473
↓							












	kw			 	! #		
<b>RENAULT - MEGANE I (BA0/1_) 08/95→12/04</b>							
 <b>Seilzug, Feststellbremse</b>							
1.9 dTi (BA1U)	59	02/01→08/03	➔	⏴; → 12/02; für Fahrzeuge ohne verstärktes Fahrwerk; Scheiben/Trommel	2	24.3727-1057.2 581057	L= 1.473
2.0 i (BA0G)	84	01/96→08/03	➔	⏴; → 12/02; für Fahrzeuge mit verstärktem Fahrwerk; Trommelbremse	2	24.3727-1050.2 581050	L= 1.440
			➔	⏴; → 12/02; für Fahrzeuge ohne verstärktes Fahrwerk; Scheiben/Trommel	2	24.3727-1057.2 581057	L= 1.473
<b>RENAULT - MEGANE I Cabriolet (EA0/1_) 10/96→08/03</b>							
 <b>Radbremszylinder</b>							
1.4 16V (EA0D, EA1H, EA0W, EA10)	70	03/99→08/03	➔	- ABS		24.3217-1705.3 020020	Ø 17,46 GG
1.6 16V (EA0B, EA04, EA11)	79	03/99→08/03	➔	10/00→; + ABS / - ASR		24.3219-1728.3 020452	Ø 19,05 GG
			➔	+ ABS		24.3219-1728.3 020452	Ø 19,05 GG
1.6 e (EA0F)	66	10/96→03/99	➔			24.3217-1705.3 020020	Ø 17,46 GG
2.0 (EA0G)	84	04/97→08/03					
2.0 i (EA0G)	80	03/99→08/03					
<b>Zubehörsatz, Bremsbacken</b>							
1.4 16V (EA0D, EA1H, EA0W, EA10)	70	03/99→08/03	➔			03.0137-9125.2 669125	BDX
1.6 16V (EA0B, EA04, EA11)	79	03/99→08/03	➔	10/00→		03.0137-9125.2 669125	BDX
1.6 e (EA0F)	66	10/96→03/99	➔			03.0137-9125.2 669125	BDX
2.0 (EA0G)	84	04/97→08/03					
2.0 i (EA0G)	80	03/99→08/03					
 <b>Bremstrommel</b>							
1.4 16V (EA0D, EA1H, EA0W, EA10)	70	03/99→08/03	➔			24.0220-3021.1 480127	Ø 203,0 x 48 / 204,5 - RLG / - ABS Ring
1.6 16V (EA0B, EA04, EA11)	79	03/99→08/03					
1.6 e (EA0F)	66	10/96→03/99					
2.0 (EA0G)	84	04/97→08/03					
2.0 i (EA0G)	80	03/99→08/03					
 <b>Bremsbackensatz</b>							
1.4 16V (EA0D, EA1H, EA0W, EA10)	70	03/99→08/03	➔	10/00→		03.0137-0335.2 650335	BDX Ø 203 x 39
1.6 16V (EA0B, EA04, EA11)	79	03/99→08/03	➔			03.0137-0335.2 650335	BDX Ø 203 x 39
			➔	- ABS		03.0520-3217.3 693217	BDX Ø 203 x 39 Ø 17,46 + RZ / + Zub TopKit
			➔	+ ABS		03.0520-5019.3 695019	BDX Ø 203 x 39 Ø 19,05 + RZ / + Zub TopKit
			➔	10/00→; + ABS / - ASR		03.0520-5019.3 695019	BDX Ø 203 x 39 Ø 19,05 + RZ / + Zub TopKit
1.6 e (EA0F)	66	10/96→03/99	➔			03.0137-0335.2 650335	BDX Ø 203 x 39
2.0 (EA0G)	84	04/97→08/03				03.0520-3217.3 693217	BDX Ø 203 x 39 Ø 17,46 + RZ / + Zub TopKit
2.0 i (EA0G)	80	03/99→08/03					
 <b>Seilzug, Feststellbremse</b>							
1.4 16V (EA0D, EA1H, EA0W, EA10)	70	03/99→08/03	➔	⏴; Scheiben/Trommel	2	24.3727-1054.2 581054	L= 1.367
1.6 16V (EA0B, EA04, EA11)	79	03/99→08/03					
1.6 e (EA0F)	66	10/96→03/99					
2.0 (EA0G)	84	04/97→08/03					
2.0 i (EA0G)	80	03/99→08/03					
<b>RENAULT - MEGANE I Classic (LA0/1_) 09/96→08/08</b>							
 <b>Radbremszylinder</b>							
1.4 (LA0E, LA0V)	55	09/96→08/03	➔	04/98→ 12/02; - ABS		24.3217-1705.3 020020	Ø 17,46 GG
			➔	04/98→ 02/99; + ABS		24.3217-1705.3 020020	Ø 17,46 GG
			➔	→ 12/02		24.3217-1705.3 020020	Ø 17,46 GG
			➔	03/99→ 12/02; + ABS		24.3219-1728.3 020452	Ø 19,05 GG
1.4 16V (LA0D, LA1H, IA0W, LA10)	70	03/99→08/03	➔	→ 12/02; - ABS		24.3217-1705.3 020020	Ø 17,46 GG
			➔	→ 12/02; + ABS / - ASR		24.3219-1728.3 020452	Ø 19,05 GG
			➔	→ 12/02; + ABS		24.3219-1728.3 020452	Ø 19,05 GG
1.6	64	02/00→09/00	➔			24.3217-1705.3 020020	Ø 17,46 GG
↓							













	kw					! #		
<b>RENAULT - MEGANE I Classic (LA0/1 ) 09/96→08/08</b>								
<b> Radbremszylinder</b>								
1.6 e (LA0F, LA0S) 1.6 i (LA0L) 1.9 dT	66 55 76	09/96→03/99 09/96→03/99 08/98→10/99	➡				24.3217-1705.3 020020	Ø 17,46 GG
1.6 16V	81	09/99→12/01	➡				24.3217-1705.3 020020	Ø 17,46 GG
			➡	- ABS			24.3217-1705.3 020020	Ø 17,46 GG
			➡	+ ABS			24.3219-1728.3 020452	Ø 19,05 GG
1.6 16V (La04, LA11, LA0B, LA1C, LA1J)	79	03/99→08/03	➡	→ 12/02; - ABS			24.3217-1705.3 020020	Ø 17,46 GG
			➡	09/99→ 12/02			24.3217-1705.3 020020	Ø 17,46 GG
			➡	→ 12/02; + ABS			24.3219-1728.3 020452	Ø 19,05 GG
1.8 16V (LA06, LA12, LA1A, LA1M, LA1R)	85	01/01→08/03	➡	→ 12/02; + ABS / - ASR			24.3219-1728.3 020452	Ø 19,05 GG
1.9 D (LA0A, LA0U) 1.9 dT (LA0K, LA0Y)	47 66	09/96→08/03 09/96→08/03	➡	→ 12/02			24.3217-1705.3 020020	Ø 17,46 GG
1.9 dCi 2.0 RT	77 112	03/99→09/00 10/96→02/99	➡	- ABS			24.3217-1705.3 020020	Ø 17,46 GG
			➡	+ ABS			24.3219-1728.3 020452	Ø 19,05 GG
1.9 dCi (LA05, LA1F) 1.9 dTi (LA1U)	75 59	02/01→08/03 02/01→08/03	➡	→ 12/02; - ABS			24.3217-1705.3 020020	Ø 17,46 GG
			➡	→ 12/02; + ABS			24.3219-1728.3 020452	Ø 19,05 GG
1.9 dTi (LA08, LA0N)	72	03/97→02/01	➡	→ 02/99; + ABS			24.3217-1705.3 020020	Ø 17,46 GG
			➡	- ABS			24.3217-1705.3 020020	Ø 17,46 GG
			➡	+ ABS			24.3219-1728.3 020452	Ø 19,05 GG
			➡	03/99→; + ABS			24.3219-1728.3 020452	Ø 19,05 GG
1.9 TDI	69	09/96→08/03	➡	→ 12/02			24.3220-1711.3 020409	TRW Ø 20,64 GG
2.0 i (LA07, LA0G)	84	09/96→08/03	➡	→ 12/02; - ABS			24.3217-1705.3 020020	Ø 17,46 GG
			➡	→ 12/02			24.3217-1705.3 020020	Ø 17,46 GG
			➡	→ 02/99; + ABS			24.3217-1705.3 020020	Ø 17,46 GG
			➡	03/99→ 12/02; + ABS			24.3219-1728.3 020452	Ø 19,05 GG
<b>Zubehörsatz, Bremsbacken</b>								
1.4 (LA0E, LA0V)	55	09/96→08/03	➡	→ 12/02			03.0137-9125.2 669125	BDX
			➡	04/98→ 12/02			03.0137-9125.2 669125	BDX
1.4 16V (LA0D, LA1H, IA0W, LA10)	70	03/99→08/03	➡	→ 12/02			03.0137-9125.2 669125	BDX
1.8 16V (LA06, LA12, LA1A, LA1M, LA1R)	85	01/01→08/03						
1.9 D (LA0A, LA0U)	47	09/96→08/03						
1.9 dCi (LA05, LA1F)	75	02/01→08/03						
1.9 dT (LA0K, LA0Y)	66	09/96→08/03						
1.9 dTi (LA1U)	59	02/01→08/03						
2.0 i (LA07, LA0G)	84	09/96→08/03						
1.6 1.6 16V	64 81	02/00→09/00 09/99→12/01	➡				03.0137-9125.2 669125	BDX
1.6 e (LA0F, LA0S) 1.6 i (LA0L)	66 55	09/96→03/99 09/96→03/99						
1.9 dCi	77	03/99→09/00						
1.9 dT	76	08/98→10/99						
1.9 dTi (LA08, LA0N)	72	03/97→02/01						
2.0 RT	112	10/96→02/99						
1.6 16V (La04, LA11, LA0B, LA1C, LA1J)	79	03/99→08/03	➡	→ 12/02			03.0137-9125.2 669125	BDX
			➡	09/99→ 12/02			03.0137-9125.2 669125	BDX
<b> Bremstrommel</b>								
1.4 (LA0E, LA0V)	55	09/96→08/03	➡	→ 12/02			24.0220-3021.1 480127	Ø 203,0 x 48 / 204,5 - RLG / - ABS Ring
1.4 16V (LA0D, LA1H, IA0W, LA10)	70	03/99→08/03						
1.6 16V (La04, LA11, LA0B, LA1C, LA1J)	79	03/99→08/03						
1.9 D (LA0A, LA0U)	47	09/96→08/03						
1.9 dCi (LA05, LA1F)	75	02/01→08/03						
1.9 dT (LA0K, LA0Y)	66	09/96→08/03						
1.9 dTi (LA1U)	59	02/01→08/03						
2.0 i (LA07, LA0G)	84	09/96→08/03						
1.6 1.6 16V	64 81	02/00→09/00 09/99→12/01	➡				24.0220-3021.1 480127	Ø 203,0 x 48 / 204,5 - RLG / - ABS Ring
1.6 e (LA0F, LA0S) 1.6 i (LA0L)	66 55	09/96→03/99 09/96→03/99						
1.9 dCi	77	03/99→09/00						
1.9 dT	76	08/98→10/99						
1.9 dTi (LA08, LA0N)	72	03/97→02/01						
2.0	85	05/98→05/01						












	kw			 	! #		
<b>RENAULT - MEGANE I Classic (LA0/1 _ ) 09/96→08/08</b>							
<b>Bremstrommel</b>							
2.0 RT	112	10/96→02/99	➔			24.0220-3021.1 480127	Ø 203,0 x 48 / 204,5 - RLG / - ABS Ring
1.8 16V (LA06, LA12, LA1A, LA1M, LA1R)	85	01/01→08/03	➔	→ 12/01		24.0220-3021.1 480127	Ø 203,0 x 48 / 204,5 - RLG / - ABS Ring
			➔	→ 12/02		24.0220-3021.1 480127	Ø 203,0 x 48 / 204,5 - RLG / - ABS Ring
<b>Bremsbackensatz</b>							
1.4 (LA0E, LA0V)	55	09/96→08/03	➔	→ 12/02		03.0137-0335.2 650335	BDX Ø 203 x 39
						03.0520-3217.3 693217	BDX Ø 203 x 39 Ø 17,46 + RZ / + Zub TopKit
			➔	04/98→ 12/02		03.0137-0335.2 650335	BDX Ø 203 x 39
			➔	04/98→ 02/99; + ABS		03.0520-3217.3 693217	BDX Ø 203 x 39 Ø 17,46 + RZ / + Zub TopKit
			➔	04/98→ 12/02; - ABS		03.0520-3217.3 693217	BDX Ø 203 x 39 Ø 17,46 + RZ / + Zub TopKit
1.4 16V (LA0D, LA1H, IA0W, LA10)	70	03/99→08/03	➔	→ 12/02		03.0137-0335.2 650335	BDX Ø 203 x 39
			➔	→ 12/02; - ABS		03.0520-3217.3 693217	BDX Ø 203 x 39 Ø 17,46 + RZ / + Zub TopKit
			➔	→ 12/02; + ABS / - ASR		03.0520-5019.3 695019	BDX Ø 203 x 39 Ø 19,05 + RZ / + Zub TopKit
			➔	→ 12/02; + ABS		03.0520-5019.3 695019	BDX Ø 203 x 39 Ø 19,05 + RZ / + Zub TopKit
1.6 1.6 e (LA0F, LA0S) 1.6 i (LA0L) 1.9 dT	64	02/00→09/00	➔			03.0137-0335.2 650335	BDX Ø 203 x 39
	66	09/96→03/99	➔			03.0520-3217.3 693217	BDX Ø 203 x 39 Ø 17,46 + RZ / + Zub TopKit
	55	09/96→03/99	➔			03.0520-3217.3 693217	BDX Ø 203 x 39 Ø 17,46 + RZ / + Zub TopKit
	76	08/98→10/99	➔			03.0520-3217.3 693217	BDX Ø 203 x 39 Ø 17,46 + RZ / + Zub TopKit
1.6 16V	81	09/99→12/01	➔			03.0137-0335.2 650335	BDX Ø 203 x 39
			➔	- ABS		03.0520-3217.3 693217	BDX Ø 203 x 39 Ø 17,46 + RZ / + Zub TopKit
			➔	+ ABS		03.0520-5019.3 695019	BDX Ø 203 x 39 Ø 19,05 + RZ / + Zub TopKit
1.6 16V (La04, LA11, LA0B, LA1C, LA1J)	79	03/99→08/03	➔	→ 12/02		03.0137-0335.2 650335	BDX Ø 203 x 39
			➔	09/99→ 12/02		03.0137-0335.2 650335	BDX Ø 203 x 39
						03.0520-3217.3 693217	BDX Ø 203 x 39 Ø 17,46 + RZ / + Zub TopKit
			➔	→ 12/02; - ABS		03.0520-3217.3 693217	BDX Ø 203 x 39 Ø 17,46 + RZ / + Zub TopKit
1.8 16V (LA06, LA12, LA1A, LA1M, LA1R)	85	01/01→08/03	➔	→ 12/02		03.0137-0335.2 650335	BDX Ø 203 x 39
			➔	→ 12/02; + ABS / - ASR		03.0520-5019.3 695019	BDX Ø 203 x 39 Ø 19,05 + RZ / + Zub TopKit
1.9 D (LA0A, LA0U) 1.9 dT (LA0K, LA0Y)	47	09/96→08/03	➔	→ 12/02		03.0137-0335.2 650335	BDX Ø 203 x 39
	66	09/96→08/03	➔			03.0520-3217.3 693217	BDX Ø 203 x 39 Ø 17,46 + RZ / + Zub TopKit
1.9 dCi	77	03/99→09/00	➔			03.0137-0335.2 650335	BDX Ø 203 x 39
			➔	- ABS		03.0520-3217.3 693217	BDX Ø 203 x 39 Ø 17,46 + RZ / + Zub TopKit
			➔	+ ABS		03.0520-5019.3 695019	BDX Ø 203 x 39 Ø 19,05 + RZ / + Zub TopKit
1.9 dCi (LA05, LA1F) 1.9 dTi (LA1U)	75	02/01→08/03	➔	→ 12/02		03.0137-0335.2 650335	BDX Ø 203 x 39
	59	02/01→08/03	➔	→ 12/02; - ABS		03.0520-3217.3 693217	BDX Ø 203 x 39 Ø 17,46 + RZ / + Zub TopKit
			➔	→ 12/02; + ABS		03.0520-5019.3 695019	BDX Ø 203 x 39 Ø 19,05 + RZ / + Zub TopKit
1.9 dTi (LA08, LA0N)	72	03/97→02/01	➔			03.0137-0335.2 650335	BDX Ø 203 x 39
			➔	→ 02/99; + ABS		03.0520-3217.3 693217	BDX Ø 203 x 39 Ø 17,46 + RZ / + Zub TopKit
			➔	- ABS		03.0520-3217.3 693217	BDX Ø 203 x 39 Ø 17,46 + RZ / + Zub TopKit
			➔	+ ABS		03.0520-5019.3 695019	BDX Ø 203 x 39 Ø 19,05 + RZ / + Zub TopKit
↓							












	kw			 	! #		
<b>RENAULT - MEGANE I Classic (LA0/1 ) 09/96→08/08</b>							
<b>Bremsbackensatz</b>							
1.9 dTi (LA08, LA0N)	72	03/97→02/01	➔	03/99→; + ABS		<b>03.0520-5019.3 695019</b>	BDX Ø 203 x 39 Ø 19,05 + RZ / + Zub TopKit
2.0 i (LA07, LA0G)	84	09/96→08/03	➔	→ 12/02		<b>03.0137-0335.2 650335</b>	BDX Ø 203 x 39
			➔	→ 12/02; - ABS		<b>03.0520-3217.3 693217</b>	BDX Ø 203 x 39 Ø 17,46 + RZ / + Zub TopKit
			➔	→ 02/99; + ABS		<b>03.0520-3217.3 693217</b>	BDX Ø 203 x 39 Ø 17,46 + RZ / + Zub TopKit
			➔	03/99→ 12/02; + ABS		<b>03.0520-5019.3 695019</b>	BDX Ø 203 x 39 Ø 19,05 + RZ / + Zub TopKit
2.0 RT	112	10/96→02/99	➔			<b>03.0137-0335.2 650335</b>	BDX Ø 203 x 39
<b>Seilzug, Feststellbremse</b>							
1.4 (LA0E, LA0V)	55	09/96→08/03	➔	⚠; → 12/02; für Fahrzeuge mit verstärktem Fahrwerk; Trommelbremse	2	<b>24.3727-1050.2 581050</b>	L= 1.440
			➔	⚠; 04/98→ 12/02; Scheiben/Trommel	2	<b>24.3727-1057.2 581057</b>	L= 1.473
			➔	⚠; → 12/02; für Fahrzeuge ohne verstärktes Fahrwerk; Scheiben/Trommel	2	<b>24.3727-1057.2 581057</b>	L= 1.473
1.4 16V (LA0D, LA1H, IA0W, LA10)	70	03/99→08/03	➔	⚠; → 12/02; für Fahrzeuge mit verstärktem Fahrwerk; Trommelbremse	2	<b>24.3727-1050.2 581050</b>	L= 1.440
			➔	⚠; → 12/02; Scheiben/Trommel	2	<b>24.3727-1057.2 581057</b>	L= 1.473
			➔	⚠; → 12/02; für Fahrzeuge ohne verstärktes Fahrwerk; Scheiben/Trommel	2	<b>24.3727-1057.2 581057</b>	L= 1.473
1.6	64	02/00→09/00	➔	⚠; Trommelbremse	2	<b>24.3727-1050.2 581050</b>	L= 1.440
1.6 16V	81	09/99→12/01	➔	⚠; für Fahrzeuge mit verstärktem Fahrwerk; Trommelbremse	2	<b>24.3727-1050.2 581050</b>	L= 1.440
			➔	⚠; Trommelbremse	2	<b>24.3727-1050.2 581050</b>	L= 1.440
			➔	⚠; Scheiben/Trommel	2	<b>24.3727-1057.2 581057</b>	L= 1.473
			➔	⚠; für Fahrzeuge ohne verstärktes Fahrwerk; Scheiben/Trommel	2	<b>24.3727-1057.2 581057</b>	L= 1.473
1.6 16V (La04, LA11, LA0B, LA1C, LA1J)	79	03/99→08/03	➔	⚠; 09/99→ 12/02; Trommelbremse	2	<b>24.3727-1050.2 581050</b>	L= 1.440
			➔	⚠; → 12/02; für Fahrzeuge mit verstärktem Fahrwerk; Trommelbremse	2	<b>24.3727-1050.2 581050</b>	L= 1.440
			➔	⚠; → 12/02; für Fahrzeuge ohne verstärktes Fahrwerk; Scheiben/Trommel	2	<b>24.3727-1057.2 581057</b>	L= 1.473
			➔	⚠; → 12/02; Scheiben/Trommel	2	<b>24.3727-1057.2 581057</b>	L= 1.473
1.6 e (LA0F, LA0S)	66	09/96→03/99	➔	⚠; Trommelbremse	2	<b>24.3727-1050.2 581050</b>	L= 1.440
			➔	⚠; für Fahrzeuge mit verstärktem Fahrwerk; Trommelbremse	2	<b>24.3727-1050.2 581050</b>	L= 1.440
			➔	⚠; für Fahrzeuge ohne verstärktes Fahrwerk; Scheiben/Trommel	2	<b>24.3727-1057.2 581057</b>	L= 1.473
1.6 i (LA0L)	55	09/96→03/99	➔	⚠; Scheiben/Trommel	2	<b>24.3727-1057.2 581057</b>	L= 1.473
1.9 dT	76	08/98→10/99	➔	⚠; Scheiben/Trommel	2	<b>24.3727-1057.2 581057</b>	L= 1.473
1.8 16V (LA06, LA12, LA1A, LA1M, LA1R)	85	01/01→08/03	➔	⚠; → 12/02; Scheiben/Trommel	2	<b>24.3727-1057.2 581057</b>	L= 1.473
1.9 dT (LA0K, LA0Y)	66	09/96→08/03	➔				
1.9 D (LA0A, LA0U)	47	09/96→08/03	➔	⚠; → 12/02; für Fahrzeuge mit verstärktem Fahrwerk; Trommelbremse	2	<b>24.3727-1050.2 581050</b>	L= 1.440
			➔	⚠; → 12/02; für Fahrzeuge ohne verstärktes Fahrwerk; Scheiben/Trommel	2	<b>24.3727-1057.2 581057</b>	L= 1.473
1.9 dTi (LA1U)	59	02/01→08/03	➔	⚠; → 12/02; für Fahrzeuge mit verstärktem Fahrwerk; Trommelbremse	2	<b>24.3727-1050.2 581050</b>	L= 1.440
			➔	⚠; → 12/02; für Fahrzeuge ohne verstärktes Fahrwerk; Scheiben/Trommel	2	<b>24.3727-1057.2 581057</b>	L= 1.473
			➔	⚠; → 12/02; für Fahrzeuge mit verstärktem Fahrwerk; Trommelbremse	2	<b>24.3727-1050.2 581050</b>	L= 1.440
1.9 dTi (LA08, LA0N)	72	03/97→02/01	➔	⚠; für Fahrzeuge mit verstärktem Fahrwerk; Trommelbremse	2	<b>24.3727-1050.2 581050</b>	L= 1.440
			➔	⚠; für Fahrzeuge ohne verstärktes Fahrwerk; Scheiben/Trommel	2	<b>24.3727-1057.2 581057</b>	L= 1.473
			➔	⚠; Scheiben/Trommel	2	<b>24.3727-1057.2 581057</b>	L= 1.473
↓							

























	kw			 	! #		
<b>RENAULT - MEGANE I Classic (LA0/1_) 09/96→08/08</b>							
 <b>Seilzug, Feststellbremse</b>							
1.9 TDI	69	09/96→08/03	➡	☑; → 12/02; Scheiben/Trommel	2	24.3727-1063.2 581063	L= 1.456
2.0 i (LA07, LA0G)	84	09/96→08/03	➡	☑; → 12/02; Trommelbremse	2	24.3727-1050.2 581050	L= 1.440
			➡	☑; → 12/02; Scheiben/Trommel	2	24.3727-1057.2 581057	L= 1.473
2.0 RT	112	10/96→02/99	➡	☑; für Fahrzeuge mit verstärktem Fahrwerk; Trommelbremse	2	24.3727-1050.2 581050	L= 1.440
			➡	☑; für Fahrzeuge ohne verstärktes Fahrwerk; Scheiben/Trommel	2	24.3727-1057.2 581057	L= 1.473
<b>RENAULT - MEGANE I Coach (DA0/1_) 03/96→08/03</b>							
 <b>Radbremszylinder</b>							
1.4 16V (DA0D, DA1H, DA0W, DA10)	70	03/99→08/03	➡	→ 02/03; - ABS		24.3217-1705.3 020020	Ø 17,46 GG
1.6 16V (DA0B, DA04, DA11)	79	03/99→08/03	➡	10/00→ 02/03; + ABS / - ASR		24.3219-1728.3 020452	Ø 19,05 GG
			➡	→ 02/03; + ABS		24.3219-1728.3 020452	Ø 19,05 GG
1.6 e (DA0F)	66	03/96→03/99	➡			24.3217-1705.3 020020	Ø 17,46 GG
1.9 dCi (DA05, DA1F)	75	02/01→08/03	➡	→ 02/03; - ABS		24.3217-1705.3 020020	Ø 17,46 GG
			➡	→ 02/03; + ABS / - ASR		24.3219-1728.3 020452	Ø 19,05 GG
			➡	→ 02/03; + ABS		24.3219-1728.3 020452	Ø 19,05 GG
1.9 dTi (DA0N)	72	03/97→02/01	➡	03/99→; - ABS		24.3217-1705.3 020020	Ø 17,46 GG
			➡	05/97→ 02/99		24.3217-1705.3 020020	Ø 17,46 GG
			➡	03/99→; + ABS		24.3219-1728.3 020452	Ø 19,05 GG
2.0 i	80	03/99→08/03	➡	→ 02/03		24.3217-1705.3 020020	Ø 17,46 GG
2.0 i (DA0G)	84	03/96→08/03	➡			24.3217-1705.3 020020	Ø 17,46 GG
<b>Zubehörsatz, Bremsbacken</b>							
1.4 16V (DA0D, DA1H, DA0W, DA10)	70	03/99→08/03	➡	10/00→ 02/03		03.0137-9125.2 669125	BDX
1.6 16V (DA0B, DA04, DA11)	79	03/99→08/03	➡	→ 02/03		03.0137-9125.2 669125	BDX
			➡			03.0137-9125.2 669125	BDX
1.6 e (DA0F)	66	03/96→03/99	➡			03.0137-9125.2 669125	BDX
1.9 dCi (DA05, DA1F)	75	02/01→08/03	➡	→ 02/03		03.0137-9125.2 669125	BDX
2.0 i	80	03/99→08/03	➡				
2.0 i (DA0G)	84	03/96→08/03	➡				
1.9 dTi (DA0N)	72	03/97→02/01	➡	05/97→		03.0137-9125.2 669125	BDX
 <b>Bremstrommel</b>							
1.4 16V (DA0D, DA1H, DA0W, DA10)	70	03/99→08/03	➡	10/00→ 02/03		24.0220-3021.1 480127	Ø 203,0 x 48 / 204,5 - RLG / - ABS Ring
			➡	→ 02/03		24.0220-3021.1 480127	Ø 203,0 x 48 / 204,5 - RLG / - ABS Ring
1.6 16V (DA0B, DA04, DA11)	79	03/99→08/03	➡	→ 02/03		24.0220-3021.1 480127	Ø 203,0 x 48 / 204,5 - RLG / - ABS Ring
1.9 dCi (DA05, DA1F)	75	02/01→08/03	➡				
2.0 i	80	03/99→08/03	➡				
2.0 i (DA0G)	84	03/96→08/03	➡				
1.6 e (DA0F)	66	03/96→03/99	➡			24.0220-3021.1 480127	Ø 203,0 x 48 / 204,5 - RLG / - ABS Ring
1.9 dTi (DA0N)	72	03/97→02/01	➡	05/97→		24.0220-3021.1 480127	Ø 203,0 x 48 / 204,5 - RLG / - ABS Ring
 <b>Bremsbackensatz</b>							
1.4 16V (DA0D, DA1H, DA0W, DA10)	70	03/99→08/03	➡	→ 02/03		03.0137-0335.2 650335	BDX Ø 203 x 39
1.6 16V (DA0B, DA04, DA11)	79	03/99→08/03	➡	10/00→ 02/03		03.0137-0335.2 650335	BDX Ø 203 x 39
			➡	→ 02/03; - ABS		03.0520-3217.3 693217	BDX Ø 203 x 39 Ø 17,46 + RZ / + Zub TopKit
			➡	10/00→ 02/03; + ABS / - ASR		03.0520-5019.3 695019	BDX Ø 203 x 39 Ø 19,05 + RZ / + Zub TopKit
			➡	→ 02/03; + ABS		03.0520-5019.3 695019	BDX Ø 203 x 39 Ø 19,05 + RZ / + Zub TopKit
1.6 e (DA0F)	66	03/96→03/99	➡			03.0137-0335.2 650335	BDX Ø 203 x 39
			➡			03.0520-3217.3 693217	BDX Ø 203 x 39 Ø 17,46 + RZ / + Zub TopKit
1.9 dCi (DA05, DA1F)	75	02/01→08/03	➡	→ 02/03		03.0137-0335.2 650335	BDX Ø 203 x 39
			➡	→ 02/03; - ABS		03.0520-3217.3 693217	BDX Ø 203 x 39 Ø 17,46 + RZ / + Zub TopKit












	kw				! #		
<b>RENAULT - MEGANE I Coach (DA0/1_) 03/96→08/03</b>							
 <b>Bremsbackensatz</b>							
1.9 dCi (DA05, DA1F)	75	02/01→08/03	➔	→ 02/03; + ABS / - ASR		<b>03.0520-5019.3 695019</b>	BDX Ø 203 x 39 Ø 19,05 + RZ / + Zub TopKit
			➔	→ 02/03; + ABS		<b>03.0520-5019.3 695019</b>	BDX Ø 203 x 39 Ø 19,05 + RZ / + Zub TopKit
1.9 dTi (DA0N)	72	03/97→02/01	➔	05/97→		<b>03.0137-0335.2 650335</b>	BDX Ø 203 x 39
			➔	03/99→; - ABS		<b>03.0520-3217.3 693217</b>	BDX Ø 203 x 39 Ø 17,46 + RZ / + Zub TopKit
			➔	05/97→ 02/99		<b>03.0520-3217.3 693217</b>	BDX Ø 203 x 39 Ø 17,46 + RZ / + Zub TopKit
			➔	03/99→; + ABS		<b>03.0520-5019.3 695019</b>	BDX Ø 203 x 39 Ø 19,05 + RZ / + Zub TopKit
2.0 i	80	03/99→08/03	➔	→ 02/03		<b>03.0137-0335.2 650335</b>	BDX Ø 203 x 39
2.0 i (DA0G)	84	03/96→08/03				<b>03.0520-3217.3 693217</b>	BDX Ø 203 x 39 Ø 17,46 + RZ / + Zub TopKit
 <b>Seilzug, Feststellbremse</b>							
1.4 16V (DA0D, DA1H, DA0W, DA10)	70	03/99→08/03	➔	⏴; 10/00→ 02/03; Scheiben/Trommel	2	<b>24.3727-1054.2 581054</b>	L= 1.367
1.6 16V (DA0B, DA04, DA11)	79	03/99→08/03	➔	⏴; → 02/03; Scheiben/Trommel	2	<b>24.3727-1054.2 581054</b>	L= 1.367
1.9 dCi (DA05, DA1F)	75	02/01→08/03					
2.0 i	80	03/99→08/03					
2.0 i (DA0G)	84	03/96→08/03					
1.9 dTi (DA0N)	72	03/97→02/01	➔	⏴; 05/97→; Scheiben/Trommel	2	<b>24.3727-1054.2 581054</b>	L= 1.367
<b>RENAULT - MEGANE I Grandtour (KA0/1_) 03/99→08/03</b>							
 <b>Radbremszylinder</b>							
1.4 16V (KA0D, KA1H, KA0W, KA10)	70	03/99→08/03	➔			<b>24.3220-1711.3 020409</b>	TRW Ø 20,64 GG
1.4 e (KA0V)	55	03/99→08/03					
1.6 e (KA0F)	66	03/99→08/03					
1.9 D (KA0J, KA0R)	47	04/99→08/03					
1.6 16V (KA0B, KA04, KA11)	79	03/99→08/03	➔	→ 06/99		<b>24.3220-1711.3 020409</b>	TRW Ø 20,64 GG
1.9 dTi (KA0N)	72	03/99→02/01					
<b>Zubehörsatz, Bremsbacken</b>							
1.4 16V (KA0D, KA1H, KA0W, KA10)	70	03/99→08/03	➔			<b>03.0137-9220.2 669220</b>	TRW
1.4 e (KA0V)	55	03/99→08/03					
1.6 e (KA0F)	66	03/99→08/03					
1.9 D (KA0J, KA0R)	47	04/99→08/03					
1.6 16V (KA0B, KA04, KA11)	79	03/99→08/03	➔	→ 06/99		<b>03.0137-9220.2 669220</b>	TRW
1.9 dTi (KA0N)	72	03/99→02/01					
 <b>Bremstrommel</b>							
1.4 16V (KA0D, KA1H, KA0W, KA10)	70	03/99→08/03	➔			<b>24.0222-8019.2 480087</b>	Ø 229,0 x 52,5 / 229,5
1.4 e (KA0V)	55	03/99→08/03					
1.6 e (KA0F)	66	03/99→08/03					
1.9 D (KA0J, KA0R)	47	04/99→08/03					
1.6 16V (KA0B, KA04, KA11)	79	03/99→08/03	➔	→ 06/99		<b>24.0222-8019.2 480087</b>	Ø 229,0 x 52,5 / 229,5
1.9 dTi (KA0N)	72	03/99→02/01					
 <b>Bremsbackensatz</b>							
1.4 16V (KA0D, KA1H, KA0W, KA10)	70	03/99→08/03	➔			<b>03.0137-0336.2 650336</b>	TRW Ø 229 x 42 + HEB
1.4 e (KA0V)	55	03/99→08/03				<b>03.0520-5520.3 695520</b>	TRW Ø 229 x 42 Ø 20,64 + RZ / + Zub TopKit
1.6 e (KA0F)	66	03/99→08/03					
1.9 D (KA0J, KA0R)	47	04/99→08/03					
1.6 16V (KA0B, KA04, KA11)	79	03/99→08/03	➔	→ 06/99		<b>03.0137-0336.2 650336</b>	TRW Ø 229 x 42 + HEB
1.9 dTi (KA0N)	72	03/99→02/01				<b>03.0520-5520.3 695520</b>	TRW Ø 229 x 42 Ø 20,64 + RZ / + Zub TopKit
 <b>Seilzug, Feststellbremse</b>							
1.4 16V (KA0D, KA1H, KA0W, KA10)	70	03/99→08/03	➔	⏴; Trommelbremse	2	<b>24.3727-1063.2 581063</b>	L= 1.456
1.4 e (KA0V)	55	03/99→08/03					
1.6 e (KA0F)	66	03/99→08/03					
1.9 D (KA0J, KA0R)	47	04/99→08/03					
1.6 16V (KA0B, KA04, KA11)	79	03/99→08/03	➔	⏴; Scheibenbremse		<b>24.3727-1064.2 581064</b>	L= 1.480
↓							











	kW			 	! #		
<b>RENAULT - MEGANE I Grandtour (KA0/1_) 03/99→08/03</b>							
 <b>Seilzug, Feststellbremse</b>							
1.6 Bifuel	80	03/99→09/00	➡	☐; Scheibenbremse		24.3727-1065.2 581065	L= 1.519
1.8 16V (KA0S, KA12, KA1A, KA1M, KA1R)	85	01/01→08/03					
1.9 dCi (KA05, KA1F)	75	02/01→08/03					
1.9 dTi (KA0N)	72	03/99→02/01					
1.9 dTi (KA1U)	59	02/01→08/03					
<b>RENAULT - MEGANE II (BM0/1_, CM0/1_) 11/02→01/11</b>							
 <b>Seilzug, Feststellbremse</b>							
1.4 16V	60	10/03→02/08	➡	☑; Scheibenbremse	2	24.3727-1070.2 581070	L= 2.023
1.4 16V (BM0B, CM0B)	72	11/02→02/08					
1.5 dCi	63	05/05→02/08					
1.5 dCi	76	01/07→02/08					
1.5 dCi	78	05/05→06/08					
1.5 dCi (BM0F, CM0F)	60	11/02→02/08					
1.6	77	06/05→02/08					
1.6 16V	82	01/06→06/08					
1.6 16V (BM0C, CM0C)	83	11/02→02/08					
1.6 Flex-Fuel	77	01/07→02/08					
1.9 dCi (BM0G, CM0G)	88	11/02→02/08					
2.0	102	06/06→12/10					
2.0	169	08/06→02/08					
2.0 16V (BM0U, CM0U)	99	11/02→02/08					
2.0 16V Turbo	120	05/04→02/08					
2.0 dCi	127	01/07→02/08					
2.0 dCi (BM1K, CM1K)	110	09/05→02/08					
1.6 Bifuel	77	06/05→02/08	➡	☑; 01/07→; Scheibenbremse	2	24.3727-1070.2 581070	L= 2.023
1.9 dCi	68	03/04→08/06	➡	☑; 01/06→; Scheibenbremse	2	24.3727-1070.2 581070	L= 2.023
1.9 dCi	81	05/05→02/08					
1.9 dCi	85	11/02→02/08					
1.9 dCi	96	05/05→12/09	➡	☑; → 11/08; Scheibenbremse	2	24.3727-1070.2 581070	L= 2.023
2.0 Renault Sport	165	05/04→10/09					
<b>RENAULT - MEGANE II Grandtour (KM0/1_) 08/03→08/12</b>							
 <b>Seilzug, Feststellbremse</b>							
1.4	72	08/03→07/09	➡	☑; 09/03→ 12/08; Scheibenbremse	2	24.3727-1069.2 581069	L= 2.080
1.6	83	08/03→07/09					
1.9 dCi	88	08/03→07/09					
2.0	99	08/03→07/09					
1.5 dCi	60	08/03→05/06	➡	☑; 09/03→; Scheibenbremse	2	24.3727-1069.2 581069	L= 2.080
1.5 dCi	63	05/05→07/09	➡	☑; → 12/08; Scheibenbremse	2	24.3727-1069.2 581069	L= 2.080
1.5 dCi (KM13)	76	01/07→07/09					
1.6 16V Hi-Flex	77	02/08→07/09					
1.9 dCi	81	05/05→07/09					
1.9 dCi	85	05/05→07/09					
2.0 dCi	110	09/05→07/09					
1.5 dCi	74	02/04→03/06	➡	☑; Scheibenbremse	2	24.3727-1069.2 581069	L= 2.080
1.5 dCi (KM16, KM1E)	78	05/05→06/08					
1.6 16V	75	05/05→07/09					
1.6 16V	77	05/05→07/09					
1.6 LPG 16V	82	01/06→08/09					
1.9 dCi	66	04/04→12/05					
1.9 dCi	68	03/04→02/07					
2.0	102	12/06→01/11					
1.6 16V	81	05/06→10/11	➡	☑; → 07/09; Scheibenbremse	2	24.3727-1069.2 581069	L= 2.080
1.6 16V	82	01/06→08/09	➡	☑; 01/07→ 12/08; Scheibenbremse	2	24.3727-1069.2 581069	L= 2.080
1.6 Flex	81	12/06→08/12					
1.9 dCi	96	05/05→07/09	➡	☑; → 02/07; Scheibenbremse	2	24.3727-1069.2 581069	L= 2.080
<b>RENAULT - MEGANE II Stufenheck (LM0/1_) 09/03→</b>							
 <b>Seilzug, Feststellbremse</b>							
1.4	60	09/03→	➡	☑; → 08/06; Scheibenbremse	2	24.3727-1069.2 581069	L= 2.080
1.4	72	09/03→	➡	☑; → 12/08; Scheibenbremse	2	24.3727-1069.2 581069	L= 2.080
1.5 dCi	60	09/03→					
1.5 dCi	63	05/05→					
1.5 dCi	76	01/07→					
1.5 dCi	78	05/05→					
1.6	75	09/03→					
1.6	77	05/05→					
1.6	83	09/03→					
1.6 Hi-Flex	85	03/06→					
1.9 dCi	68	03/04→					
1.9 dCi	96	05/05→					
1.9 dCi (LM0G, LM1G, LM2C)	88	09/03→					
1.9 dCi (LM14, LM1D)	81	05/05→					
↓							

	kW			 	! #		
<b>RENAULT - MEGANE II Stufenheck (LM0/1_) 09/03→</b>							
 <b>Seilzug, Feststellbremse</b>							
2.0 2.0 dCi	99 110	09/03→ 09/05→	➡	⬇️; → 12/08; Scheibenbremse	2	<b>24.3727-1069.2 581069</b>	L= 2.080
1.5 dCi	74	02/04→	➡	⬇️; → 03/06; Scheibenbremse	2	<b>24.3727-1069.2 581069</b>	L= 2.080
1.6 1.9 dCi 2.0	81 66 101	09/03→11/08 09/03→12/05 04/06→11/10	➡	⬇️; Scheibenbremse	2	<b>24.3727-1069.2 581069</b>	L= 2.080
1.6 16V	82	01/06→	➡	⬇️; 01/07→ 12/08; Scheibenbremse	2	<b>24.3727-1069.2 581069</b>	L= 2.080
<b>RENAULT - MEGANE III Coupe (DZ0/1_) 11/08→</b>							
 <b>Seilzug, Feststellbremse</b>							
1.2 TCe 1.2 TCe (DZ16) 1.4 TCe (DZ0F, DZ1V) 1.5 dCi 1.5 dCi (DZ09, DZ0D, DZ1F, DZ1G) 1.5 dCi (DZ0A) 1.5 dCi (DZ0B) 1.5 dCi (DZ0C, DZ1A) 1.6 16V (DZ0H) 1.6 16V (DZ0U, DZ1B, DZ1H) 1.6 16V Bifuel (DZ03, DZ1Y) 1.6 dCi (DZ00) 1.9 dCi (DZ0N, DZ0J, DZ1J, DZ1K) 2.0 CVT (DZ0G, DZ1E) 2.0 dCi 2.0 dCi (DZ0L) 2.0 dCi (DZ0Y) 2.0 R.S. 2.0 TCe 2.0 TCe (DZ0K) 2.0 TCe (DZ1N) 2.0 TCe 220	85 97 96 70 81 63 78 66 74 81 81 96 96 103 120 118 110 201 140 132 184 162	03/12→ 01/13→ 04/09→ 07/14→ 02/09→ 11/08→ 02/09→ 11/08→ 11/08→ 11/08→ 11/08→ 04/11→ 11/08→ 05/09→ 07/12→ 04/09→ 04/09→ 07/14→ 06/12→ 11/08→ 05/09→ 11/13→	➡	⬇️; Scheibenbremse	2	<b>24.3727-1080.2 581080</b>	L= 1.883
2.0 R.S.	195	11/08→	➡	⬇️; 08/11→; Scheibenbremse	2	<b>24.3727-1080.2 581080</b>	L= 1.883
<b>RENAULT - MEGANE III Grandtour (KZ0/1) 11/08→</b>							
 <b>Seilzug, Feststellbremse</b>							
1.2 TCe 1.2 TCe (KZ16) 1.4 TCe (KZ0F, KZ1V) 1.5 dCi 1.6 16V (KZ0H) 1.6 16V (KZ0U, KZ1B, KZ1U) 1.6 dCi (KZ00, KZ12) 1.9 dCi (KZ0J, KZ0N, KZ1S) 2.0 CVT (KZ0G, KZ1P)	85 97 96 70 74 81 96 96 103	03/12→ 01/13→ 05/09→ 11/13→ 05/09→ 05/09→ 04/11→ 05/09→ 05/09→	➡	⬇️; Scheibenbremse	2	<b>24.3727-1081.2 581081</b>	L= 1.940
1.5 dCi	63	03/09→	➡	⬇️; 08/09→; Scheibenbremse	2	<b>24.3727-1081.2 581081</b>	L= 1.940
1.5 dCi (KZ09, KZ0D, KZ1G, KZ1M, KZ1W) 1.5 dCi (KZ0C, KZ1A) 1.6 16V Bifuel (KZ03) 2.0 dCi 2.0 dCi (KZ0L) 2.0 dCi (KZ0Y)	81 66 81 120 118 110	02/09→ 05/09→ 11/08→ 07/12→ 04/09→ 10/10→	➡	⬇️; Scheibenbremse	2	<b>24.3727-1080.2 581080</b>	L= 1.883
1.5 dCi (KZ1M, KZ1W) 2.0 TCe (KZ0K, KZ1T)	78 132	02/09→ 11/08→	➡	⬇️; 05/09→; Scheibenbremse	2	<b>24.3727-1080.2 581080</b>	L= 1.883
<b>RENAULT - MEGANE III Schrägheck (BZ0_) 11/08→</b>							
 <b>Seilzug, Feststellbremse</b>							
1.2 TCe 1.2 TCe (BZ16) 1.4 TCe (BZ0F, BZ1V) 1.5 dCi 1.5 dCi 1.5 dCi 1.5 dCi (BZ09, BZ0D) 1.5 dCi (BZ0C) 1.6 16V 1.6 16V 1.6 16V (BZ0H) 1.6 16V (BZ1B, BZ1H) 1.6 16V Bifuel (BZ03)	85 97 96 63 70 78 81 66 82 85 74 81 81	03/12→ 01/13→ 04/09→ 12/09→ 11/13→ 02/09→ 02/09→ 11/08→ 11/08→ 10/15→ 11/08→ 11/08→ 11/08→	➡	⬇️; Scheibenbremse	2	<b>24.3727-1080.2 581080</b>	L= 1.883










	kw					! #		
<b>RENAULT - MEGANE III Schrägheck (BZ0_) 11/08→</b>								
 <b>Seilzug, Feststellbremse</b>								
1.6 dCi (BZ00, BZ12)	96	04/11→	➔	☑; Scheibenbremse		2	24.3727-1080.2 581080	L= 1.883
1.9 dCi (BZ0N, BZ0J)	96	11/08→						
2.0	105	01/11→						
2.0 CVT (BZ0G, BZ1P)	103	02/09→						
2.0 dCi	120	07/12→						
2.0 dCi (BZ0L)	118	04/09→						
2.0 dCi (BZ0Y)	110	10/10→						
2.0 TCe	140	06/12→						
2.0 TCe (BZ0K)	132	11/08→						
2.0 TCe 220	162	11/13→						
<b>RENAULT - MEGANE CC (EZ0/1_) 06/10→</b>								
 <b>Seilzug, Feststellbremse</b>								
1.4 TCe (EZ0F, EZ1V)	96	06/10→	➔	☑; Scheibenbremse		1	24.3727-1080.2 581080	L= 1.883
1.5 dCi (EZ09, EZ1G, EZ0D)	81	06/10→						
1.6 16V (EZ0U, EZ1U)	81	06/10→						
1.9 dCi (EZ0J, EZ1S)	96	06/10→						
2.0 CVT (EZ0G, EZ1E, EZ1P)	103	06/10→						
2.0 dCi (EZ0L)	118	06/10→						
2.0 TCe (EZ1T)	132	06/10→						
2.0 Turbo	195	10/11→						
<b>RENAULT - MEGANE Scenic (JA0/1_) 10/96→12/01</b>								
 <b>Radbremszylinder</b>								
1.4 i (JA0E)	55	01/97→09/99	➔				24.3220-1711.3 020409	TRW Ø 20,64 GG
1.6 i (JA0L)	55	01/97→09/99						
1.9 D (JA0J)	47	03/97→09/99						
1.9 dT (JA0K, JA0Y)	66	01/97→09/99						
1.9 dT (JA0Y)	69	03/97→08/99						
2.0 i (JA02, JA0G)	80	01/99→09/99						
2.0 i (JA0G)	84	01/97→09/99						
1.6 16V (JA0B, JA04, JA11)	79	04/98→10/99	➔	→ 09/99			24.3220-1711.3 020409	TRW Ø 20,64 GG
2.0 RXE 4x4	84	05/97→10/99						
1.6 e (JA0F)	66	10/96→10/99	➔	11/96→ 09/99			24.3220-1711.3 020409	TRW Ø 20,64 GG
1.9 dTi (JA0N)	72	04/97→09/99	➔	- ABS			24.3220-1711.3 020409	TRW Ø 20,64 GG
<b>Zubehörsatz, Bremsbacken</b>								
1.4 i (JA0E)	55	01/97→09/99	➔				03.0137-9220.2 669220	TRW
1.6 i (JA0L)	55	01/97→09/99						
1.9 D (JA0J)	47	03/97→09/99						
1.9 dT (JA0K, JA0Y)	66	01/97→09/99						
1.9 dT (JA0Y)	69	03/97→08/99						
2.0 i (JA02, JA0G)	80	01/99→09/99						
2.0 i (JA0G)	84	01/97→09/99						
1.6 16V (JA0B, JA04, JA11)	79	04/98→10/99	➔	→ 09/99			03.0137-9220.2 669220	TRW
2.0 RXE 4x4	84	05/97→10/99						
1.6 e (JA0F)	66	10/96→10/99	➔	11/96→ 09/99			03.0137-9220.2 669220	TRW
1.9 dTi (JA0N)	72	04/97→09/99	➔	- ABS			03.0137-9220.2 669220	TRW
 <b>Bremsstrommel</b>								
1.4 i (JA0E)	55	01/97→09/99	➔				24.0222-8019.2 480087	Ø 229,0 x 52,5 / 229,5
1.6 i (JA0L)	55	01/97→09/99						
1.9 D (JA0J)	47	03/97→09/99						
1.9 dT (JA0K, JA0Y)	66	01/97→09/99						
1.9 dT (JA0Y)	69	03/97→08/99						
2.0 i (JA02, JA0G)	80	01/99→09/99						
2.0 i (JA0G)	84	01/97→09/99						
1.6 16V (JA0B, JA04, JA11)	79	04/98→10/99	➔	→ 09/99			24.0222-8019.2 480087	Ø 229,0 x 52,5 / 229,5
2.0 RXE 4x4	84	05/97→10/99						
1.6 e (JA0F)	66	10/96→10/99	➔	11/96→ 09/99			24.0222-8019.2 480087	Ø 229,0 x 52,5 / 229,5
1.9 dTi (JA0N)	72	04/97→09/99	➔	- ABS			24.0222-8019.2 480087	Ø 229,0 x 52,5 / 229,5
 <b>Bremsbackensatz</b>								
1.4 i (JA0E)	55	01/97→09/99	➔				03.0137-0336.2 650336	TRW Ø 229 x 42 + HEB
1.6 i (JA0L)	55	01/97→09/99					03.0520-5520.3 695520	TRW Ø 229 x 42 Ø 20,64 + RZ / + Zub TopKit
1.9 D (JA0J)	47	03/97→09/99						
1.9 dT (JA0K, JA0Y)	66	01/97→09/99						
1.9 dT (JA0Y)	69	03/97→08/99						
2.0 i (JA02, JA0G)	80	01/99→09/99						
2.0 i (JA0G)	84	01/97→09/99						
↓								








	kw				! #		
<b>RENAULT - MEGANE Scenic (JA0/1_) 10/96→12/01</b>							
<b> Bremsbackensatz</b>							
1.6 16V (JA0B, JA04, JA11) 2.0 RXE 4x4	79 84	04/98→10/99 05/97→10/99	➔	→ 09/99		<b>03.0137-0336.2 650336</b> <b>03.0520-5520.3 695520</b>	TRW Ø 229 x 42 + HEB TRW Ø 229 x 42 Ø 20,64 + RZ / + Zub TopKit
1.6 e (JA0F)	66	10/96→10/99	➔	11/96→09/99		<b>03.0137-0336.2 650336</b> <b>03.0520-5520.3 695520</b>	TRW Ø 229 x 42 + HEB TRW Ø 229 x 42 Ø 20,64 + RZ / + Zub TopKit
1.9 dTi (JA0N)	72	04/97→09/99	➔	- ABS		<b>03.0137-0336.2 650336</b> <b>03.0520-5520.3 695520</b>	TRW Ø 229 x 42 + HEB TRW Ø 229 x 42 Ø 20,64 + RZ / + Zub TopKit
<b> Seilzug, Feststellbremse</b>							
1.4 i (JA0E) 1.6 i (JA0L) 1.9 dT (JA0Y) 2.0 i (JA02, JA0G) 2.0 i (JA0G)	55 55 69 80 84	01/97→09/99 01/97→09/99 03/97→08/99 01/99→09/99 01/97→09/99	➔	☒; Trommelbremse	2	<b>24.3727-1045.2 581045</b>	L= 1.476
1.6 16V (JA0B, JA04, JA11) 2.0 RXE 4x4	79 84	04/98→10/99 05/97→10/99	➔	☒; → 09/99; Trommelbremse	2	<b>24.3727-1045.2 581045</b>	L= 1.476
1.6 e (JA0F)	66	10/96→10/99	➔	☒; 11/96→09/99; Trommelbremse	2	<b>24.3727-1045.2 581045</b>	L= 1.476
1.9 D (JA0J)	47	03/97→09/99	➔	☒; Trommelbremse	2	<b>24.3727-1045.2 581045</b>	L= 1.476
			➔	☒; 08/99→; - ABS; Trommelbremse	2	<b>24.3727-1045.2 581045</b>	L= 1.476
			➔	☒; → 07/99; Trommelbremse	2	<b>24.3727-1045.2 581045</b>	L= 1.476
			➔	☐; 08/99→; + ABS; Trommelbremse		<b>24.3727-1055.2 581055</b>	L= 1.479
			➔	☐; 08/99→; + ABS; Trommelbremse		<b>24.3727-1056.2 581056</b>	L= 1.508
			➔	☒; → 12/97; Trommelbremse	2	<b>24.3727-1045.2 581045</b>	L= 1.476
1.9 dTi (JA0N)	72	04/97→09/99	➔	☒; 08/99→; - ABS; Trommelbremse	2	<b>24.3727-1045.2 581045</b>	L= 1.476
			➔	☒; → 07/99; - ABS; Trommelbremse	2	<b>24.3727-1045.2 581045</b>	L= 1.476
			➔	☒; 03/98→; - ABS; Trommelbremse	2	<b>24.3727-1045.2 581045</b>	L= 1.476
			➔	☐; 08/99→; + ABS; Trommelbremse		<b>24.3727-1055.2 581055</b>	L= 1.479
			➔	☐; 08/99→; + ABS; Trommelbremse		<b>24.3727-1056.2 581056</b>	L= 1.508
<b>RENAULT - MODUS / GRAND MODUS (F/JP0_) 09/04→</b>							
<b> Radbremszylinder</b>							
1.2 (FP0C, FP0K, FP0P) 1.2 (JP0C, JP0K, FP0C, FP0K, FP0P, JP0P, JP0T) 1.2 16V Hi-Flex 1.5 dCi (FP0E, JP0E) 1.5 dCi (FP0F, JP0F) 1.5 dCi (FP0G, JP0G) 1.5 dCi 75 1.5 dCi 90	48 55 55 48 63 50 55 65	05/05→ 12/04→ 10/08→ 12/04→ 12/04→ 12/04→ 10/10→ 10/10→	➔	- ESP; → 06/13		<b>24.3219-1755.3 020508</b>	Ø 19,05 ALU
1.5 dCi (FP0D, JP0D)	60	09/04→	➔	09/05→; - ESP; → 06/13		<b>24.3219-1755.3 020508</b>	Ø 19,05 ALU
<b>Zubehörsatz, Bremsbacken</b>							
1.2 (FP0C, FP0K, FP0P) 1.2 (JP0C, JP0K, FP0C, FP0K, FP0P, JP0P, JP0T) 1.2 16V Hi-Flex 1.5 dCi (FP0E, JP0E) 1.5 dCi (FP0F, JP0F) 1.5 dCi (FP0G, JP0G) 1.5 dCi 75 1.5 dCi 90	48 55 55 48 63 50 55 65	05/05→ 12/04→ 10/08→ 12/04→ 12/04→ 12/04→ 10/10→ 10/10→	➔	- ESP; → 06/13		<b>03.0137-9280.2 669280</b>	
1.5 dCi (FP0D, JP0D)	60	09/04→	➔	09/05→; - ESP; → 06/13		<b>03.0137-9280.2 669280</b>	
<b> Bremstrommel</b>							
1.2 (FP0C, FP0K, FP0P) 1.2 (JP0C, JP0K, FP0C, FP0K, FP0P, JP0P, JP0T) 1.2 16V Hi-Flex 1.5 dCi (FP0E, JP0E) 1.5 dCi (FP0F, JP0F) 1.5 dCi (FP0G, JP0G) 1.5 dCi 75 1.5 dCi 90	48 55 55 48 63 50 55 65	05/05→ 12/04→ 10/08→ 12/04→ 12/04→ 12/04→ 10/10→ 10/10→	➔	- ESP; → 06/13		<b>24.0220-3033.1 480195</b>	Ø 203,3 x 50,5 / 204,5 - RLG / - ABS Ring
↓							

	kw			 	! #		
<b>RENAULT - MODUS / GRAND MODUS (F/JP0_) 09/04 →</b>							
<b> Bremstrommel</b>							
1.5 dCi (FP0D, JP0D)	60	09/04 →	➔	09/05 →; - ESP; → 06/13	24.0220-3033.1	480195	Ø 203,3 x 50,5 / 204,5 - RLG / - ABS Ring
<b> Bremsbackensatz</b>							
1.2 (FP0C, FP0K, FP0P)	48	05/05 →	➔	- ESP; → 06/13	03.0137-0454.2	650454	AP Ø 203 x 38 + HEB
1.2 (JP0C, JP0K, FP0C, FP0K, FP0P, JP0P, JP0T)	55	12/04 →			03.0520-6419.3	696419	AP Ø 203 x 38 Ø 19,05 + RZ / + Zub TopKit
1.2 16V Hi-Flex	55	10/08 →					
1.5 dCi (FP0E, JP0E)	48	12/04 →					
1.5 dCi (FP0F, JP0F)	63	12/04 →					
1.5 dCi (FP0G, JP0G)	50	12/04 →					
1.5 dCi 75	55	10/10 →					
1.5 dCi 90	65	10/10 →					
1.5 dCi (FP0D, JP0D)	60	09/04 →	➔	09/05 →; - ESP; → 06/13	03.0137-0454.2	650454	AP Ø 203 x 38 + HEB
					03.0520-6419.3	696419	AP Ø 203 x 38 Ø 19,05 + RZ / + Zub TopKit
<b> Seilzug, Feststellbremse</b>							
1.2 (JP0S)	76	04/11 →	➔	<input type="checkbox"/> ; für Fahrzeuge mit Scheibenbremse an der Hinterachse; → 06/13; kurzer Radstand	24.3727-1083.2	581083	L= 1.276
1.5 dCi (JP02)	76	05/07 →					
1.5 dCi (JP0G, JP0H)	78	05/05 →	➔	<input type="checkbox"/> ; für Fahrzeuge mit Scheibenbremse an der Hinterachse; → 06/13; kurzer Radstand	24.3727-1084.2	581084	L= 1.375
1.2 (FP0C, FP0K, FP0P)	48	05/05 →	➔	<input type="checkbox"/> ; für Fahrzeuge mit Scheibenbremse an der Hinterachse; → 06/13; kurzer Radstand	24.3727-1083.2	581083	L= 1.276
1.2 (JP0C, JP0K, FP0C, FP0K, FP0P, JP0P, JP0T)	55	12/04 →					
1.2 16V (JP0W)	74	05/07 →	➔	<input type="checkbox"/> ; für Fahrzeuge mit Scheibenbremse an der Hinterachse; → 06/13; kurzer Radstand	24.3727-1084.2	581084	L= 1.375
1.2 16V Hi-Flex	55	10/08 →					
1.4 (JP01, JP0J)	72	12/04 →					
1.5 dCi (FP0E, JP0E)	48	12/04 →					
1.5 dCi (FP0F, JP0F)	63	12/04 →					
1.5 dCi (FP0G, JP0G)	50	12/04 →	➔	<input type="checkbox"/> ; → 06/13; für Fahrzeuge mit Trommelbremse an der Hinterachse; kurzer Radstand; Trommelbremse	24.3727-1085.2	581085	L= 1.387
1.5 dCi 75	55	10/10 →					
1.5 dCi 90	65	10/10 →					
1.6 (JP03, JP0B, JP0U, JP0Y, JP1G)	82	12/04 →	➔	<input type="checkbox"/> ; → 06/13; für Fahrzeuge mit Trommelbremse an der Hinterachse; kurzer Radstand	24.3727-1086.2	581086	L= 1.497
1.6 (JP0L, JP0V)	65	12/04 →	➔	<input type="checkbox"/> ; → 06/13; für Fahrzeuge mit Trommelbremse an der Hinterachse; langer Radstand	24.3727-1090.2	581090	L= 1.572
1.5 dCi (FP0D, JP0D)	60	09/04 →	➔	<input type="checkbox"/> ; für Fahrzeuge mit Scheibenbremse an der Hinterachse; → 06/13; kurzer Radstand	24.3727-1083.2	581083	L= 1.276
			➔	<input type="checkbox"/> ; für Fahrzeuge mit Scheibenbremse an der Hinterachse; → 06/13; kurzer Radstand	24.3727-1084.2	581084	L= 1.375
			➔	<input type="checkbox"/> ; 09/05 → 06/13; für Fahrzeuge mit Trommelbremse an der Hinterachse; kurzer Radstand; Trommelbremse	24.3727-1085.2	581085	L= 1.387
			➔	<input type="checkbox"/> ; 09/05 → 06/13; für Fahrzeuge mit Trommelbremse an der Hinterachse; kurzer Radstand	24.3727-1086.2	581086	L= 1.497
			➔	<input type="checkbox"/> ; 09/05 → 06/13; für Fahrzeuge mit Trommelbremse an der Hinterachse; langer Radstand	24.3727-1090.2	581090	L= 1.572
<b>RENAULT - RAPID 09/94 → 03/98</b>							
<b> Radbremszylinder</b>							
1.9 D	47	09/94 → 03/98	➔	<input type="checkbox"/> ; 07/95 →; nicht für erhöhte Nutzlast	24.3220-1118.3	020226	BDX Ø 20,64 GG
			➔	<input type="checkbox"/> ; 07/95 →; nicht für erhöhte Nutzlast	24.3220-1119.3	020227	BDX Ø 20,64 GG
			➔	07/95 →; für erhöhte Nutzlast	24.3222-1615.3	020285	TRW Ø 22,2 GG
<b>Zubehörsatz, Bremsbacken</b>							
1.9 D	47	09/94 → 03/98	➔	07/95 →; für erhöhte Nutzlast	03.0137-9027.2	669027	TRW
			➔	07/95 →; nicht für erhöhte Nutzlast	03.0137-9125.2	669125	BDX
↓							













	kw				! #		
<b>RENAULT - RAPID 09/94→03/98</b>							
<b> Bremstrommel</b>							
1.9 D	47	09/94→03/98	➔	07/95→; nicht für erhöhte Nutzlast	24.0220-3005.1	480054	Ø 203,0 x 50,5 / 204,5 - RLG
			➔	07/95→; für erhöhte Nutzlast	24.0222-8019.2	480087	Ø 229,0 x 52,5 / 229,5
<b> Bremsbackensatz</b>							
1.9 D	47	09/94→03/98	➔	07/95→; nicht für erhöhte Nutzlast	03.0137-0211.2	650211	BDX Ø 203 x 39
			➔	07/95→; für erhöhte Nutzlast	03.0520-3020.3	693020	BDX Ø 203 x 39 Ø 20,64 + RZ / + Zub TopKit
			➔	07/95→; für erhöhte Nutzlast	03.0137-0271.2	650271	TRW Ø 229 x 42 + HEB
			➔		03.0520-2422.3	692422	TRW Ø 229 x 42 Ø 22,2 + RZ / + Zub TopKit
<b> Seilzug, Feststellbremse</b>							
1.9 D	47	09/94→03/98	➔	⚠; 07/95→; nicht für erhöhte Nutzlast; Trommelbremse	2	24.3727-1035.2	581035 L= 1.469
<b>RENAULT - RAPID Kasten (F40_, G40_) 07/85→11/01</b>							
<b> Radbremszylinder</b>							
1.1 (F401)	33	07/85→04/95	➔	<input type="checkbox"/>	24.3220-1118.3	020226	BDX Ø 20,64 GG
			➔	<input type="checkbox"/>	24.3222-1709.3	020111	BDX Ø 22,2 GG
			➔	<input type="checkbox"/>	24.3220-1119.3	020227	BDX Ø 20,64 GG
			➔	<input type="checkbox"/>	24.3222-1107.3	020262	TRW Ø 22,2 GG
			➔	<input type="checkbox"/>	24.3222-1710.3	020112	BDX Ø 22,2 GG
			➔	<input type="checkbox"/> ; 09/91→	24.3222-1107.3	020262	TRW Ø 22,2 GG
			➔	<input type="checkbox"/>	24.3222-1710.3	020112	BDX Ø 22,2 GG
			➔	<input type="checkbox"/> ; 09/91→	24.3222-1709.3	020111	BDX Ø 22,2 GG
1.2 1.4 Cat (F407)	48	05/95→11/98	➔	<input type="checkbox"/>	24.3220-1118.3	020226	BDX Ø 20,64 GG
	43	08/88→03/98	➔	<input type="checkbox"/>	24.3220-1119.3	020227	BDX Ø 20,64 GG
1.2 (F406, G40A)	40	09/91→03/98	➔	<input type="checkbox"/>	24.3220-1118.3	020226	BDX Ø 20,64 GG
			➔	<input type="checkbox"/> ; 10/92→	24.3220-1118.3	020226	BDX Ø 20,64 GG
			➔	<input type="checkbox"/>	24.3220-1119.3	020227	BDX Ø 20,64 GG
			➔	<input type="checkbox"/> ; 10/92→	24.3220-1119.3	020227	BDX Ø 20,64 GG
1.4 1.4 (F40U, F40V) 1.6 D 1.9 D (F40R)	59	05/95→08/97	➔	<input type="checkbox"/> ; nicht für erhöhte Nutzlast	24.3220-1118.3	020226	BDX Ø 20,64 GG
	55	09/91→03/98	➔	<input type="checkbox"/> ; nicht für erhöhte Nutzlast	24.3220-1119.3	020227	BDX Ø 20,64 GG
	40	09/93→04/95	➔	<input type="checkbox"/> ; nicht für erhöhte Nutzlast	24.3220-1119.3	020227	BDX Ø 20,64 GG
	40	09/94→03/98	➔	für erhöhte Nutzlast	24.3222-1615.3	020285	TRW Ø 22,2 GG
1.4 (F40D)	58	01/94→03/98	➔	<input type="checkbox"/> ; nicht für erhöhte Nutzlast	24.3220-1118.3	020226	BDX Ø 20,64 GG
			➔	<input type="checkbox"/> ; 09/94→; nicht für erhöhte Nutzlast	24.3220-1118.3	020226	BDX Ø 20,64 GG
			➔	<input type="checkbox"/> ; 09/94→; nicht für erhöhte Nutzlast	24.3220-1119.3	020227	BDX Ø 20,64 GG
			➔	<input type="checkbox"/> ; nicht für erhöhte Nutzlast	24.3220-1119.3	020227	BDX Ø 20,64 GG
			➔		24.3222-1615.3	020285	TRW Ø 22,2 GG
			➔	09/94→; für erhöhte Nutzlast	24.3222-1615.3	020285	TRW Ø 22,2 GG
			➔	für erhöhte Nutzlast	24.3222-1615.3	020285	TRW Ø 22,2 GG
1.6 D (F404)	40	03/86→08/98	➔	<input type="checkbox"/> ; → 06/86	24.3220-1118.3	020226	BDX Ø 20,64 GG
			➔	<input type="checkbox"/>	24.3222-1709.3	020111	BDX Ø 22,2 GG
			➔	<input type="checkbox"/> ; 07/86→; nicht für erhöhte Nutzlast	24.3220-1118.3	020226	BDX Ø 20,64 GG
			➔	<input type="checkbox"/> ; → 06/86	24.3220-1119.3	020227	BDX Ø 20,64 GG
			➔	<input type="checkbox"/>	24.3222-1107.3	020262	TRW Ø 22,2 GG
			➔	<input type="checkbox"/>	24.3222-1710.3	020112	BDX Ø 22,2 GG
			➔	<input type="checkbox"/> ; 07/86→; nicht für erhöhte Nutzlast	24.3220-1119.3	020227	BDX Ø 20,64 GG
			➔	07/86→; für erhöhte Nutzlast	24.3222-1615.3	020285	TRW Ø 22,2 GG
1.9 D (F40P, F40N, F40E)	47	09/91→03/98	➔	<input type="checkbox"/> ; 09/92→; nicht für erhöhte Nutzlast	24.3220-1118.3	020226	BDX Ø 20,64 GG
			➔	<input type="checkbox"/> ; 09/95→; nicht für erhöhte Nutzlast	24.3220-1118.3	020226	BDX Ø 20,64 GG
			➔	<input type="checkbox"/> ; nicht für erhöhte Nutzlast	24.3220-1118.3	020226	BDX Ø 20,64 GG
			➔	<input type="checkbox"/> ; 09/95→; nicht für erhöhte Nutzlast	24.3220-1119.3	020227	BDX Ø 20,64 GG
			➔	<input type="checkbox"/> ; 09/92→; nicht für erhöhte Nutzlast	24.3220-1119.3	020227	BDX Ø 20,64 GG
			➔	<input type="checkbox"/> ; nicht für erhöhte Nutzlast	24.3220-1119.3	020227	BDX Ø 20,64 GG
			➔	09/92→; für erhöhte Nutzlast	24.3222-1615.3	020285	TRW Ø 22,2 GG
			➔	09/95→; für erhöhte Nutzlast	24.3222-1615.3	020285	TRW Ø 22,2 GG
















	kw			 	! #		
<b>RENAULT - RAPID Kasten (F40_, G40_) 07/85→11/01</b>							
<b> Radbremszylinder</b>							
1.9 D (F40P, F40N, F40E)	47	09/91→03/98	➡	für erhöhte Nutzlast		24.3222-1615.3 020285	TRW Ø 22,2 GG
Electric	21	01/94→11/98	➡			24.3222-1615.3 020285	TRW Ø 22,2 GG
<b>Zubehörsatz, Bremsbacken</b>							
1.1	35	09/93→04/95	➡			03.0137-9056.2 669056 03.0137-9086.2 669086	TRW BDX
1.1 (F401)	33	07/85→04/95	➡			03.0137-9056.2 669056 03.0137-9086.2 669086	TRW BDX
			➡	09/91→		03.0137-9056.2 669056 03.0137-9086.2 669086	TRW BDX
1.2	48	05/95→11/98	➡			03.0137-9125.2 669125	BDX
1.4 Cat (F407)	43	08/88→03/98	➡				
1.2 (F406, G40A)	40	09/91→03/98	➡			03.0137-9125.2 669125	BDX
			➡	10/92→		03.0137-9125.2 669125	BDX
1.4	59	05/95→08/97	➡	für erhöhte Nutzlast		03.0137-9027.2 669027	TRW
1.4 (F40U, F40V)	55	09/91→03/98	➡				
1.6 D	40	09/93→04/95	➡	nicht für erhöhte Nutzlast		03.0137-9125.2 669125	BDX
1.9 D (F40R)	40	09/94→03/98	➡				
1.4 (F40D)	58	01/94→03/98	➡	09/94→; für erhöhte Nutzlast		03.0137-9027.2 669027	TRW
			➡			03.0137-9027.2 669027	TRW
			➡	für erhöhte Nutzlast		03.0137-9027.2 669027	TRW
			➡	09/94→; nicht für erhöhte Nutzlast		03.0137-9125.2 669125	BDX
			➡	nicht für erhöhte Nutzlast		03.0137-9125.2 669125	BDX
1.6 D (F404)	40	03/86→08/98	➡	07/86→; für erhöhte Nutzlast		03.0137-9027.2 669027	TRW
			➡	→ 06/86		03.0137-9056.2 669056 03.0137-9086.2 669086 03.0137-9125.2 669125	TRW BDX BDX
			➡	07/86→; nicht für erhöhte Nutzlast		03.0137-9125.2 669125	BDX
			➡				
1.9 D (F40P, F40N, F40E)	47	09/91→03/98	➡	für erhöhte Nutzlast		03.0137-9027.2 669027	TRW
			➡	09/95→; für erhöhte Nutzlast		03.0137-9027.2 669027	TRW
			➡	09/92→; für erhöhte Nutzlast		03.0137-9027.2 669027	TRW
			➡	nicht für erhöhte Nutzlast		03.0137-9125.2 669125	BDX
			➡	09/92→; nicht für erhöhte Nutzlast		03.0137-9125.2 669125	BDX
			➡	09/95→; nicht für erhöhte Nutzlast		03.0137-9125.2 669125	BDX
Electric	21	01/94→11/98	➡			03.0137-9027.2 669027	TRW
<b> Bremstrommel</b>							
1.1 (F401)	33	07/85→04/95	➡			24.0218-0013.1 480008 24.0220-3005.1 480054	Ø 180,0 x 53 / 181,3 - RLG Ø 203,0 x 50,5 / 204,5 - RLG
			➡	09/91→		24.0218-0013.1 480008	Ø 180,0 x 53 / 181,3 - RLG
1.2	48	05/95→11/98	➡			24.0220-3005.1 480054	Ø 203,0 x 50,5 / 204,5 - RLG
1.4 Cat (F407)	43	08/88→03/98	➡				
1.2 (F406, G40A)	40	09/91→03/98	➡			24.0218-0013.1 480008	Ø 180,0 x 53 / 181,3 - RLG
			➡	10/92→		24.0220-3005.1 480054	Ø 203,0 x 50,5 / 204,5 - RLG
1.4	59	05/95→08/97	➡	nicht für erhöhte Nutzlast		24.0220-3005.1 480054	Ø 203,0 x 50,5 / 204,5 - RLG
1.4 (F40U, F40V)	55	09/91→03/98	➡				
1.6 D	40	09/93→04/95	➡	für erhöhte Nutzlast		24.0222-8019.2 480087	Ø 229,0 x 52,5 / 229,5
1.9 D (F40R)	40	09/94→03/98	➡				
1.4 (F40D)	58	01/94→03/98	➡	nicht für erhöhte Nutzlast		24.0220-3005.1 480054	Ø 203,0 x 50,5 / 204,5 - RLG
			➡	09/94→; nicht für erhöhte Nutzlast		24.0220-3005.1 480054	Ø 203,0 x 50,5 / 204,5 - RLG
			➡			24.0222-8019.2 480087	Ø 229,0 x 52,5 / 229,5
			➡	09/94→; für erhöhte Nutzlast		24.0222-8019.2 480087	Ø 229,0 x 52,5 / 229,5
1.6 D (F404)	40	03/86→08/98	➡	→ 06/86; nicht für erhöhte Nutzlast		24.0218-0013.1 480008 24.0220-3005.1 480054	Ø 180,0 x 53 / 181,3 - RLG Ø 203,0 x 50,5 / 204,5 - RLG
			➡	07/86→; nicht für erhöhte Nutzlast		24.0220-3005.1 480054	Ø 203,0 x 50,5 / 204,5 - RLG
			➡	für erhöhte Nutzlast		24.0222-8019.2 480087	Ø 229,0 x 52,5 / 229,5
1.9 D (F40P, F40N, F40E)	47	09/91→03/98	➡	09/92→; nicht für erhöhte Nutzlast		24.0220-3005.1 480054	Ø 203,0 x 50,5 / 204,5 - RLG
			➡	nicht für erhöhte Nutzlast		24.0220-3005.1 480054	Ø 203,0 x 50,5 / 204,5 - RLG
			➡	09/95→; nicht für erhöhte Nutzlast		24.0220-3005.1 480054	Ø 203,0 x 50,5 / 204,5 - RLG
↓							

	kw			 	! #		
<b>RENAULT - RAPID Kasten (F40_, G40_) 07/85→11/01</b>							
<b>Bremstrommel</b>							
1.9 D (F40P, F40N, F40E)	47	09/91→03/98	➔	09/92→; für erhöhte Nutzlast	24.0222-8019.2	480087	Ø 229,0 x 52,5 / 229,5
			➔	09/95→; für erhöhte Nutzlast	24.0222-8019.2	480087	Ø 229,0 x 52,5 / 229,5
			➔	für erhöhte Nutzlast	24.0222-8019.2	480087	Ø 229,0 x 52,5 / 229,5
Electric	21	01/94→11/98	➔		24.0222-8019.2	480087	Ø 229,0 x 52,5 / 229,5
<b>Bremsbackensatz</b>							
1.1	35	09/93→04/95	➔		03.0137-0201.2	650201	TRW Ø 180 x 41 + HEB
					03.0137-0209.2	650209	BDX Ø 180 x 42
1.1 (F401)	33	07/85→04/95	➔		03.0137-0201.2	650201	TRW Ø 180 x 41 + HEB
					03.0137-0209.2	650209	BDX Ø 180 x 42
					03.0520-1022.3	691022	BDX Ø 180 x 42 Ø 22,2 + RZ / + Zub TopKit
					03.0520-1122.3	691122	TRW Ø 180 x 41 Ø 22,2 + RZ / + Zub TopKit
			➔	09/91→	03.0520-3020.3	693020	BDX Ø 203 x 39 Ø 20,64 + RZ / + Zub TopKit
			➔		03.0137-0201.2	650201	TRW Ø 180 x 41 + HEB
					03.0137-0209.2	650209	BDX Ø 180 x 42
					03.0520-1022.3	691022	BDX Ø 180 x 42 Ø 22,2 + RZ / + Zub TopKit
					03.0520-1122.3	691122	TRW Ø 180 x 41 Ø 22,2 + RZ / + Zub TopKit
1.2	48	05/95→11/98	➔		03.0137-0211.2	650211	BDX Ø 203 x 39
1.4 Cat (F407)	43	08/88→03/98	➔		03.0520-3020.3	693020	BDX Ø 203 x 39 Ø 20,64 + RZ / + Zub TopKit
1.2 (F406, G40A)	40	09/91→03/98	➔		03.0137-0211.2	650211	BDX Ø 203 x 39
					03.0520-3020.3	693020	BDX Ø 203 x 39 Ø 20,64 + RZ / + Zub TopKit
			➔	10/92→	03.0137-0211.2	650211	BDX Ø 203 x 39
					03.0520-3020.3	693020	BDX Ø 203 x 39 Ø 20,64 + RZ / + Zub TopKit
1.4 1.4 (F40U, F40V) 1.6 D 1.9 D (F40R)	59	05/95→08/97	➔	nicht für erhöhte Nutzlast	03.0137-0211.2	650211	BDX Ø 203 x 39
	55	09/91→03/98	➔		03.0520-3020.3	693020	BDX Ø 203 x 39 Ø 20,64 + RZ / + Zub TopKit
	40	09/93→04/95	➔				
	40	09/94→03/98	➔	für erhöhte Nutzlast	03.0137-0271.2	650271	TRW Ø 229 x 42 + HEB
					03.0520-2422.3	692422	TRW Ø 229 x 42 Ø 22,2 + RZ / + Zub TopKit
1.4 (F40D)	58	01/94→03/98	➔	nicht für erhöhte Nutzlast	03.0137-0211.2	650211	BDX Ø 203 x 39
					03.0520-3020.3	693020	BDX Ø 203 x 39 Ø 20,64 + RZ / + Zub TopKit
			➔	09/94→; nicht für erhöhte Nutzlast	03.0137-0211.2	650211	BDX Ø 203 x 39
					03.0520-3020.3	693020	BDX Ø 203 x 39 Ø 20,64 + RZ / + Zub TopKit
			➔		03.0137-0271.2	650271	TRW Ø 229 x 42 + HEB
					03.0520-2422.3	692422	TRW Ø 229 x 42 Ø 22,2 + RZ / + Zub TopKit
			➔	09/94→; für erhöhte Nutzlast	03.0137-0271.2	650271	TRW Ø 229 x 42 + HEB
					03.0520-2422.3	692422	TRW Ø 229 x 42 Ø 22,2 + RZ / + Zub TopKit
			➔	für erhöhte Nutzlast	03.0137-0271.2	650271	TRW Ø 229 x 42 + HEB
					03.0520-2422.3	692422	TRW Ø 229 x 42 Ø 22,2 + RZ / + Zub TopKit
1.6 D (F404)	40	03/86→08/98	➔	→ 06/86	03.0137-0201.2	650201	TRW Ø 180 x 41 + HEB
					03.0137-0209.2	650209	BDX Ø 180 x 42
					03.0137-0211.2	650211	BDX Ø 203 x 39
					03.0520-1022.3	691022	BDX Ø 180 x 42 Ø 22,2 + RZ / + Zub TopKit
					03.0520-1122.3	691122	TRW Ø 180 x 41 Ø 22,2 + RZ / + Zub TopKit
			➔		03.0520-3020.3	693020	BDX Ø 203 x 39 Ø 20,64 + RZ / + Zub TopKit
			➔	07/86→; nicht für erhöhte Nutzlast	03.0137-0211.2	650211	BDX Ø 203 x 39
					03.0520-3020.3	693020	BDX Ø 203 x 39 Ø 20,64 + RZ / + Zub TopKit
			➔	07/86→; für erhöhte Nutzlast	03.0137-0271.2	650271	TRW Ø 229 x 42 + HEB



	kw					! #		
<b>RENAULT - RAPID Kasten (F40_, G40_) 07/85→11/01</b>								
 <b>Bremsbackensatz</b>								
1.6 D (F404)	40	03/86→08/98	➔	07/86→; für erhöhte Nutzlast			<b>03.0520-2422.3 692422</b>	TRW Ø 229 x 42 Ø 22,2 + RZ / + Zub TopKit
1.9 D (F40P, F40N, F40E)	47	09/91→03/98	➔	09/92→; nicht für erhöhte Nutzlast			<b>03.0137-0211.2 650211</b> <b>03.0520-3020.3 693020</b>	BDX Ø 203 x 39 BDX Ø 203 x 39 Ø 20,64 + RZ / + Zub TopKit
			➔	nicht für erhöhte Nutzlast			<b>03.0137-0211.2 650211</b> <b>03.0520-3020.3 693020</b>	BDX Ø 203 x 39 BDX Ø 203 x 39 Ø 20,64 + RZ / + Zub TopKit
			➔	09/95→; nicht für erhöhte Nutzlast			<b>03.0137-0211.2 650211</b> <b>03.0520-3020.3 693020</b>	BDX Ø 203 x 39 BDX Ø 203 x 39 Ø 20,64 + RZ / + Zub TopKit
			➔	09/92→; für erhöhte Nutzlast			<b>03.0137-0271.2 650271</b> <b>03.0520-2422.3 692422</b>	TRW Ø 229 x 42 + HEB TRW Ø 229 x 42 Ø 22,2 + RZ / + Zub TopKit
			➔	09/95→; für erhöhte Nutzlast			<b>03.0137-0271.2 650271</b> <b>03.0520-2422.3 692422</b>	TRW Ø 229 x 42 + HEB TRW Ø 229 x 42 Ø 22,2 + RZ / + Zub TopKit
			➔	für erhöhte Nutzlast			<b>03.0137-0271.2 650271</b> <b>03.0520-2422.3 692422</b>	TRW Ø 229 x 42 + HEB TRW Ø 229 x 42 Ø 22,2 + RZ / + Zub TopKit
Electric	21	01/94→11/98	➔				<b>03.0137-0271.2 650271</b> <b>03.0520-2422.3 692422</b>	TRW Ø 229 x 42 + HEB TRW Ø 229 x 42 Ø 22,2 + RZ / + Zub TopKit
 <b>Seilzug, Feststellbremse</b>								
1.1 (F401)	33	07/85→04/95	➔	☒; → 08/91; Trommelbremse	2	<b>24.3727-1005.2 581005</b>	L= 1.330	
1.4 Cat (F407)	43	08/88→03/98	➔	☒; 09/91→; Trommelbremse	2	<b>24.3727-1035.2 581035</b>	L= 1.469	
1.2	48	05/95→11/98	➔	☒; Trommelbremse	2	<b>24.3727-1035.2 581035</b>	L= 1.469	
1.2 (F406, G40A)	40	09/91→03/98	➔	☒; Trommelbremse	2	<b>24.3727-1035.2 581035</b>	L= 1.469	
			➔	☒; 10/92→; Trommelbremse	2	<b>24.3727-1035.2 581035</b>	L= 1.469	
1.4	59	05/95→08/97	➔	☒; nicht für erhöhte Nutzlast; Trommelbremse	2	<b>24.3727-1035.2 581035</b>	L= 1.469	
1.4 (F40U, F40V)	55	09/91→03/98	➔					
1.6 D	40	09/93→04/95	➔					
1.9 D (F40R)	40	09/94→03/98	➔					
1.4 (F40D)	58	01/94→03/98	➔	☒; 09/94→; nicht für erhöhte Nutzlast; Trommelbremse	2	<b>24.3727-1035.2 581035</b>	L= 1.469	
			➔	☒; nicht für erhöhte Nutzlast; Trommelbremse	2	<b>24.3727-1035.2 581035</b>	L= 1.469	
1.6 D (F404)	40	03/86→08/98	➔	☒; → 08/91; Trommelbremse	2	<b>24.3727-1005.2 581005</b>	L= 1.330	
			➔	☒; 09/91→; nicht für erhöhte Nutzlast; Trommelbremse	2	<b>24.3727-1035.2 581035</b>	L= 1.469	
1.9 D (F40P, F40N, F40E)	47	09/91→03/98	➔	☒; 09/95→; nicht für erhöhte Nutzlast; Trommelbremse	2	<b>24.3727-1035.2 581035</b>	L= 1.469	
			➔	☒; 09/92→; nicht für erhöhte Nutzlast; Trommelbremse	2	<b>24.3727-1035.2 581035</b>	L= 1.469	
			➔	☒; nicht für erhöhte Nutzlast; Trommelbremse	2	<b>24.3727-1035.2 581035</b>	L= 1.469	
<b>RENAULT - SAFRANE I (B54_) 04/92→10/97</b>								
 <b>Radbremszylinder</b>								
2.0 (B540)	77	11/92→07/96	➔	→ 01/95; - ABS			<b>24.3222-1615.3 020285</b>	TRW Ø 22,2 GG
2.1 dT (B546)	65	11/93→07/96						
2.2 (B541)	79	04/92→07/96						
<b>Zubehörsatz, Bremsbacken</b>								
2.0 (B540)	77	11/92→07/96	➔	→ 01/95; - ABS			<b>03.0137-9027.2 669027</b>	TRW
2.1 dT (B546)	65	11/93→07/96						
2.2 (B541)	79	04/92→07/96						
 <b>Bremstrommel</b>								
2.0 (B540)	77	11/92→07/96	➔	→ 01/95; - ABS			<b>24.0222-8019.2 480087</b>	Ø 229,0 x 52,5 / 229,5
2.1 dT (B546)	65	11/93→07/96						
2.2 (B541)	79	04/92→07/96						
 <b>Bremsbackensatz</b>								
2.0 (B540)	77	11/92→07/96	➔	→ 01/95; - ABS			<b>03.0137-0151.2 650151</b>	TRW Ø 229 x 42 + HEB
2.1 dT (B546)	65	11/93→07/96						
2.2 (B541)	79	04/92→07/96						

	kW					! #		
<b>RENAULT - SAFRANE I (B54_) 04/92→10/97</b>								
<b>Seilzug, Feststellbremse</b>								
2.0 (B540)	77	11/92→07/96	➡	☐; 02/95→; Scheibenbremse		24.3727-1028.2	581028	L= 850
2.1 dT (B546)	65	11/93→07/96	➡	☐; → 01/95; + ABS; Scheibenbremse		24.3727-1028.2	581028	L= 850
2.2 (B541)	79	04/92→07/96	➡	☐; 02/95→; Scheibenbremse		24.3727-1034.2	581034	L= 1.091
			➡	☐; → 01/95; + ABS; Scheibenbremse		24.3727-1034.2	581034	L= 1.091
2.0 12V (B542, B54E)	97	04/92→07/96	➡	☐; Scheibenbremse		24.3727-1028.2	581028	L= 850
2.2 (B543)	101	04/92→07/96	➡	☐; Scheibenbremse		24.3727-1034.2	581034	L= 1.091
2.5 dT (B548)	83	12/92→07/96	➡	☐; Scheibenbremse		24.3727-1034.2	581034	L= 1.091
3.0	125	02/93→06/96						
3.0 V6 (B54B, B544)	123	12/92→07/96						
3.0 V6 4x4 (B54B, B544)	123	12/92→07/96						
3.0	125	03/93→10/96	➡	☐; → 09/96; Scheibenbremse		24.3727-1028.2	581028	L= 850
			➡	☐; → 09/96; Scheibenbremse		24.3727-1034.2	581034	L= 1.091
<b>RENAULT - SAFRANE II (B54_) 07/96→12/00</b>								
<b>Seilzug, Feststellbremse</b>								
2.0 16V (B54L)	100	07/96→12/00	➡	☐; 08/96→; Scheibenbremse		24.3727-1028.2	581028	L= 850
2.2 dT (B54G)	83	07/96→12/00	➡	☐; 08/96→; Scheibenbremse		24.3727-1034.2	581034	L= 1.091
2.5 20V (B54F)	121	07/96→12/00	➡	☐; 08/96→; Scheibenbremse		24.3727-1034.2	581034	L= 1.091
2.9 24V (B54N)	140	03/99→12/00	➡	☐; Scheibenbremse		24.3727-1028.2	581028	L= 850
			➡	☐; Scheibenbremse		24.3727-1034.2	581034	L= 1.091
3.0 V6 (B54M)	123	07/96→12/00	➡	☐; 08/96→; Scheibenbremse		24.3727-1028.2	581028	L= 850
			➡	☐; → 07/96; Scheibenbremse		24.3727-1028.2	581028	L= 850
			➡	☐; 08/96→; Scheibenbremse		24.3727-1034.2	581034	L= 1.091
			➡	☐; → 07/96; Scheibenbremse		24.3727-1034.2	581034	L= 1.091
<b>RENAULT - SANDERO/STEPWAY I (BS_) 11/07→</b>								
<b>Radbremszylinder</b>								
1.4	55	02/09→	➡			24.3217-1710.3	020420	TRW Ø 17,78 GG
1.6	66	05/09→	➡	+ ABS		24.3217-1711.3	020449	BOS Ø 17,46 ALU
1.6	75	12/07→	➡	- ABS		24.3219-1722.3	020426	BDX Ø 19,05 GG
1.6	76	12/07→	➡	- ABS		24.3219-1722.3	020426	BDX Ø 19,05 GG
1.6	62	11/10→	➡			24.3217-1710.3	020420	TRW Ø 17,78 GG
			➡	- ABS		24.3219-1722.3	020426	BDX Ø 19,05 GG
1.6	64	02/09→	➡			24.3217-1710.3	020420	TRW Ø 17,78 GG
			➡	11/10→; + ABS		24.3217-1711.3	020449	BOS Ø 17,46 ALU
			➡	+ ABS		24.3217-1711.3	020449	BOS Ø 17,46 ALU
			➡	- ABS		24.3219-1722.3	020426	BDX Ø 19,05 GG
<b>Zubehörsatz, Bremsbacken</b>								
1.4	55	02/09→	➡			03.0137-9088.2	669088	BDX
1.6	62	11/10→	➡			03.0137-9158.2	669158	TRW
1.6	64	02/09→				03.0137-9274.2	669274	
1.6	66	05/09→						
1.6	75	12/07→						
1.6	76	12/07→						
<b>Bremstrommel</b>								
1.6	62	11/10→	➡	- ABS		24.0220-3021.1	480127	Ø 203,0 x 48 / 204,5 - RLG / - ABS Ring
1.6	64	02/09→						
1.6	66	05/09→						
1.6	75	12/07→						
1.6	76	12/07→						
<b>Bremssackensatz</b>								
1.4	55	02/09→	➡			03.0137-0312.2	650312	TRW Ø 203 x 38
1.6	62	11/10→	➡			03.0520-5017.3	695017	Ø 203 x 39 Ø 17,46 + RZ / + Zub TopKit
1.6	64	02/09→						
1.6	66	05/09→	➡	- ABS		03.0137-0358.2	650358	BDX Ø 180 x 42 + HEB
1.6	75	12/07→				03.0520-4719.3	694719	BDX Ø 180 x 42 Ø 19,05 + RZ / + Zub TopKit
1.6	76	12/07→	➡	+ ABS		03.0137-0532.2	650532	BOS Ø 203 x 39 + HEB
						03.0520-3517.3	693517	TRW Ø 203 x 39 Ø 17,78 + RZ / + Zub TopKit

	kw					! #		
<b>RENAULT - SANDERO/STEPWAY II (B8_) 11/13→</b>								
 <b>Radbremszylinder</b>								
1.2 16V	54	12/13→	➔			24.3219-1761.3	020536	Ø 19,05 ALU
1.2 16V LPG	53	12/13→						
1.5 dCi	62	12/13→						
1.6	59	11/13→						
1.6	60	11/13→						
1.6	75	04/14→						
<b>Zubehörsatz, Bremsbacken</b>								
1.2 16V	54	12/13→	➔			03.0137-9274.2	669274	
1.2 16V LPG	53	12/13→						
1.5 dCi	62	12/13→	➔			03.0137-9228.2	669228	BDX
1.6	59	11/13→						
1.6	60	11/13→						
1.6	75	04/14→						
 <b>Bremsbackensatz</b>								
1.2 16V	54	12/13→	➔			03.0137-0532.2	650532	BOS Ø 203 x 39 + HEB
1.2 16V LPG	53	12/13→				03.0520-5017.3	695017	Ø 203 x 39 Ø 17,46 + RZ / + Zub TopKit
1.5 dCi	62	12/13→	➔			03.0137-0496.2	650496	BDX Ø 228 x 42 + HEB
1.6	59	11/13→						
1.6	60	11/13→	➔	+ ABS		03.0520-7919.3	697919	Ø 228 x 42 Ø 19,05 + RZ / + Zub TopKit
1.6	75	04/14→						
<b>RENAULT - SCÉNIC I (JA0/1_) 09/99→09/03</b>								
 <b>Radbremszylinder</b>								
1.4 16V (JA0D, JA1H, Ja0W, JA10)	70	09/99→08/03	➔	→ 06/03; - ABS		24.3220-1711.3	020409	TRW Ø 20,64 GG
1.6	75	03/01→08/03						
1.6	79	09/99→09/03						
1.6	81	06/01→09/03						
1.6 16V	85	09/99→08/03						
1.6 BiFuel	75	03/01→08/03						
1.9 dTi (JA0N)	72	09/99→08/03						
1.6 BiFuel (JA04)	79	09/99→04/01	➔	- ABS		24.3220-1711.3	020409	TRW Ø 20,64 GG
<b>Zubehörsatz, Bremsbacken</b>								
1.4 16V (JA0D, JA1H, Ja0W, JA10)	70	09/99→08/03	➔	→ 06/03; - ABS		03.0137-9220.2	669220	TRW
1.6	75	03/01→08/03						
1.6	79	09/99→09/03						
1.6	81	06/01→09/03						
1.6 16V	85	09/99→08/03						
1.6 BiFuel	75	03/01→08/03						
1.9 dTi (JA0N)	72	09/99→08/03						
1.6 BiFuel (JA04)	79	09/99→04/01	➔	- ABS		03.0137-9220.2	669220	TRW
 <b>Bremstrommel</b>								
1.4 16V (JA0D, JA1H, Ja0W, JA10)	70	09/99→08/03	➔	→ 06/03; - ABS		24.0222-8019.2	480087	Ø 229,0 x 52,5 / 229,5
1.6	75	03/01→08/03						
1.6	79	09/99→09/03						
1.6	81	06/01→09/03						
1.6 16V	85	09/99→08/03						
1.6 BiFuel	75	03/01→08/03						
1.9 dTi (JA0N)	72	09/99→08/03						
1.6 BiFuel (JA04)	79	09/99→04/01	➔	- ABS		24.0222-8019.2	480087	Ø 229,0 x 52,5 / 229,5
 <b>Bremsbackensatz</b>								
1.4 16V (JA0D, JA1H, Ja0W, JA10)	70	09/99→08/03	➔	→ 06/03; - ABS		03.0137-0336.2	650336	TRW Ø 229 x 42 + HEB
1.6	75	03/01→08/03				03.0520-5520.3	695520	TRW Ø 229 x 42 Ø 20,64 + RZ / + Zub TopKit
1.6	79	09/99→09/03						
1.6	81	06/01→09/03						
1.6 16V	85	09/99→08/03						
1.6 BiFuel	75	03/01→08/03						
1.9 dTi (JA0N)	72	09/99→08/03						
1.6 BiFuel (JA04)	79	09/99→04/01	➔	- ABS		03.0137-0336.2	650336	TRW Ø 229 x 42 + HEB
						03.0520-5520.3	695520	TRW Ø 229 x 42 Ø 20,64 + RZ / + Zub TopKit
 <b>Seilzug, Feststellbremse</b>								
1.4 16V (JA0D, JA1H, Ja0W, JA10)	70	09/99→08/03	➔	☑; → 06/03; - ABS; Scheiben/Trommel	2	24.3727-1045.2	581045	L= 1.476
1.6	75	03/01→08/03	➔	☑; → 06/03; + ABS; Scheibenbremse		24.3727-1055.2	581055	L= 1.479
1.6	79	09/99→09/03						

**RENAULT - SCÉNIC I (JA0/1\_) 09/99→09/03**
**Seilzug, Feststellbremse**









1.6 1.6 16V 1.6 BiFuel 1.9 dCi (JA05, JA1F) 1.9 dTi (JA0N) 2.0 16V (JA1B, JA1D)	81 85 75 75 72 102	06/01→09/03 09/99→08/03 03/01→08/03 09/99→08/03 09/99→08/03 07/00→08/03	➡	☐; → 06/03; + ABS; Scheibenbremse	2	24.3727-1056.2	581056	L= 1.508
1.6 BiFuel (JA04)	79	09/99→04/01	➡	⬇; - ABS; Scheiben/Trommel	2	24.3727-1045.2	581045	L= 1.476
			➡	☐; + ABS; Scheibenbremse		24.3727-1055.2	581055	L= 1.479
			➡	☐; + ABS; Scheibenbremse		24.3727-1056.2	581056	L= 1.508
1.8 16V (JA12, JA1R, JA1M, JA1A) 1.9 dTi (JA1U) 2.0 16V	85 59 103	01/01→08/03 02/01→08/03 09/99→08/03	➡	⬇; → 06/03; Scheiben/Trommel	2	24.3727-1045.2	581045	L= 1.476
			➡	☐; Scheibenbremse		24.3727-1055.2	581055	L= 1.479
			➡	☐; Scheibenbremse		24.3727-1056.2	581056	L= 1.508
1.9 D	47	09/99→03/01	➡	⬇; Scheiben/Trommel	2	24.3727-1045.2	581045	L= 1.476

**RENAULT - SCÉNIC II (JM0/1\_) 06/03→**
**Seilzug, Feststellbremse**











1.4 (JM0B, JM0H, JM1A) 1.5 dCi (JM02, JM13) 1.5 dCi (JM0F) 1.5 dCi (JM1E) 1.5 dCi (JM1F) 1.6 1.6 (JM0C, JM0J, JM1B) 1.9 D 2.0 2.0 2.0 (JM05, JM0U, JM1N, JM1U, JM2V) 2.0 16V Turbo (JM0W) 2.0 dCi (JM1K)	72 74 60 78 63 77 83 85 101 103 99 120 110	06/03→ 11/03→ 06/03→ 05/05→ 05/05→ 06/06→ 06/03→ 06/06→ 02/08→04/09 06/03→07/10 06/03→ 05/04→ 09/05→	➡	⬇; → 03/09; Scheibenbremse	2	24.3727-1069.2	581069	L= 2.080
1.6 BiFuel 1.6 Hi-Flex	83 81	08/03→05/06 03/05→07/10	➡	⬇; Scheibenbremse	2	24.3727-1069.2	581069	L= 2.080
1.9 dCi 1.9 dCi (JM0G, JM12, JM1G, JM2C) 1.9 dCi (JM14) 1.9 dCi (JM15)	92 88 96 81	06/03→ 06/03→ 05/05→ 05/05→	➡	⬇; → 03/09; - eFSB; Scheibenbremse	2	24.3727-1069.2	581069	L= 2.080
1.9 dCi 130	97	10/05→12/09	➡	⬇; - eFSB; Scheibenbremse	2	24.3727-1069.2	581069	L= 2.080

**RENAULT - SUPER 5 (B/C40\_) 10/84→12/96**
**Radbremszylinder**








1.1 (B/C401, B/C40H)	33	01/86→03/95	➡	☐; 06/87→		24.3220-1623.3	020353	BDX Ø 20,64 GG
			➡	☐; 06/87→ 08/90		24.3220-1623.3	020353	BDX Ø 20,64 GG
			➡	☐; 06/87→		24.3220-1624.3	020354	BDX Ø 20,64 GG
			➡	☐; 06/87→ 08/90		24.3220-1624.3	020354	BDX Ø 20,64 GG
			➡	☐; F0241695→		24.3220-1713.3	020410	Ø 20,64 GG
			➡	☐; H0090814→		24.3220-1713.3	020410	Ø 20,64 GG
			➡	☐; E0033907→		24.3220-1713.3	020410	Ø 20,64 GG
			➡	☐; A0017138→		24.3220-1713.3	020410	Ø 20,64 GG
			➡	☐; F0141916→		24.3220-1713.3	020410	Ø 20,64 GG
			➡	☐; A0026304→		24.3220-1713.3	020410	Ø 20,64 GG
			➡	☐; J0017039→		24.3220-1713.3	020410	Ø 20,64 GG
			➡	☐; F0141916→		24.3220-1714.3	020411	Ø 20,64 GG
			➡	☐; E0033907→		24.3220-1714.3	020411	Ø 20,64 GG
			➡	☐; H0090814→		24.3220-1714.3	020411	Ø 20,64 GG
			➡	☐; A0017138→		24.3220-1714.3	020411	Ø 20,64 GG
			➡	☐; A0026304→		24.3220-1714.3	020411	Ø 20,64 GG
			➡	☐; J0017039→		24.3220-1714.3	020411	Ø 20,64 GG
			➡	☐; F0241695→		24.3220-1714.3	020411	Ø 20,64 GG
			➡	☐; → E0033906		24.3222-1107.3	020262	TRW Ø 22,2 GG
			➡	☐; → A0026303		24.3222-1107.3	020262	TRW Ø 22,2 GG

	kw			 	! #		
<b>RENAULT - SUPER 5 (B/C40_) 10/84→12/96</b>							
 <b>Radbremszylinder</b>							
1.1 (B/C/401, B/C40H)	33	01/86→03/95	➡	☐; → F0241694	24.3222-1107.3	020262	TRW Ø 22,2 GG
			➡	☐; → H0014971	24.3222-1107.3	020262	TRW Ø 22,2 GG
			➡	☐; → A0017137	24.3222-1107.3	020262	TRW Ø 22,2 GG
			➡	☐; → F0141915	24.3222-1107.3	020262	TRW Ø 22,2 GG
			➡	☐; → H0090813	24.3222-1107.3	020262	TRW Ø 22,2 GG
			➡	☐; → 05/87	24.3222-1709.3	020111	BDX Ø 22,2 GG
			➡	☐; → 05/87	24.3222-1710.3	020112	BDX Ø 22,2 GG
1.4 Cat (B/C/407)	43	10/85→12/96	➡	☐; 06/87→	24.3220-1623.3	020353	BDX Ø 20,64 GG
			➡	☐; 06/87→	24.3220-1624.3	020354	BDX Ø 20,64 GG
			➡	☐; F0005258→	24.3220-1713.3	020410	Ø 20,64 GG
			➡	☐; F0005258→	24.3220-1714.3	020411	Ø 20,64 GG
			➡	☐; → F0005257	24.3222-1107.3	020262	TRW Ø 22,2 GG
			➡	☐; → 05/87	24.3222-1709.3	020111	BDX Ø 22,2 GG
			➡	☐; → 05/87	24.3222-1710.3	020112	BDX Ø 22,2 GG
1.6 D (B/C/404)	40	08/85→12/96	➡	☐; 06/87→	24.3220-1623.3	020353	BDX Ø 20,64 GG
			➡	☐; 06/87→	24.3220-1624.3	020354	BDX Ø 20,64 GG
			➡	☐; F0018027→	24.3220-1713.3	020410	Ø 20,64 GG
			➡	☐; J0009076→	24.3220-1713.3	020410	Ø 20,64 GG
			➡	☐; F0021951→	24.3220-1713.3	020410	Ø 20,64 GG
			➡	☐; F0067509→	24.3220-1713.3	020410	Ø 20,64 GG
			➡	☐; F0021951→	24.3220-1714.3	020411	Ø 20,64 GG
			➡	☐; F0067509→	24.3220-1714.3	020411	Ø 20,64 GG
			➡	☐; J0009076→	24.3220-1714.3	020411	Ø 20,64 GG
			➡	☐; F0018027→	24.3220-1714.3	020411	Ø 20,64 GG
			➡	☐; 01/86→; → F0067508	24.3222-1107.3	020262	TRW Ø 22,2 GG
			➡	☐; → F0018026	24.3222-1107.3	020262	TRW Ø 22,2 GG
			➡	☐; → J0009075	24.3222-1107.3	020262	TRW Ø 22,2 GG
			➡	☐; → F0021950	24.3222-1107.3	020262	TRW Ø 22,2 GG
			➡	☐; 01/86→ 05/87	24.3222-1709.3	020111	BDX Ø 22,2 GG
			➡	☐; 01/86→ 05/87	24.3222-1710.3	020112	BDX Ø 22,2 GG
1.7 (B/C408)	54	10/86→03/95	➡	☐; 06/87→	24.3220-1623.3	020353	BDX Ø 20,64 GG
			➡	☐; 06/87→	24.3220-1624.3	020354	BDX Ø 20,64 GG
			➡	☐; F0001223→	24.3220-1713.3	020410	Ø 20,64 GG
			➡	☐; F0000959→	24.3220-1713.3	020410	Ø 20,64 GG
			➡	☐; F0000959→	24.3220-1714.3	020411	Ø 20,64 GG
			➡	☐; F0001223→	24.3220-1714.3	020411	Ø 20,64 GG
			➡	☐; 01/87→; → F0001222	24.3222-1107.3	020262	TRW Ø 22,2 GG
			➡	☐; 01/87→; → F0000958	24.3222-1107.3	020262	TRW Ø 22,2 GG
			➡	☐; 01/87→ 05/87	24.3222-1709.3	020111	BDX Ø 22,2 GG
			➡	☐; 01/87→ 05/87	24.3222-1710.3	020112	BDX Ø 22,2 GG
1.7 (B/C40K, B/C40G)	64	06/87→03/95	➡	☐	24.3220-1623.3	020353	BDX Ø 20,64 GG
			➡	☐	24.3220-1624.3	020354	BDX Ø 20,64 GG
			➡	☐; F0001064→	24.3220-1713.3	020410	Ø 20,64 GG
			➡	☐; F0004651→	24.3220-1713.3	020410	Ø 20,64 GG
			➡	☐; F0007083→	24.3220-1713.3	020410	Ø 20,64 GG
			➡	☐; F0000016→	24.3220-1713.3	020410	Ø 20,64 GG
			➡	☐; F0000016→	24.3220-1714.3	020411	Ø 20,64 GG
			➡	☐; F0001064→	24.3220-1714.3	020411	Ø 20,64 GG
			➡	☐; F0007083→	24.3220-1714.3	020411	Ø 20,64 GG
			➡	☐; F0004651→	24.3220-1714.3	020411	Ø 20,64 GG
			➡	☐; → F0004650	24.3222-1107.3	020262	TRW Ø 22,2 GG
			➡	☐; → F0007082	24.3222-1107.3	020262	TRW Ø 22,2 GG























	kw			 	! #		
<b>RENAULT - SUPER 5 (B/C40_) 10/84→12/96</b>							
<b> Radbremszylinder</b>							
1.7 (B/C40K, B/C40G)	64	06/87→03/95	➡	☐; → F0000015		24.3222-1107.3 020262	TRW Ø 22,2 GG
			➡	☐; → F0001063		24.3222-1107.3 020262	TRW Ø 22,2 GG
<b>Zubehörsatz, Bremsbacken</b>							
1.1 (B/C/401, B/C40H)	33	01/86→03/95	➡	+ AUT		03.0137-9055.2 669055	BDX
1.4 Cat (B/C/407)	43	10/85→12/96	➡			03.0137-9056.2 669056	TRW
1.6 D (B/C/404)	40	08/85→12/96	➡				
1.7 (B/C40K, B/C40G)	64	06/87→03/95	➡	- AUT		03.0137-9086.2 669086	BDX
1.7 (B/C408)	54	10/86→03/95	➡	06/87→; + AUT		03.0137-9055.2 669055	BDX
			➡	06/87→		03.0137-9056.2 669056	TRW
			➡	06/87→; - AUT		03.0137-9086.2 669086	BDX
<b> Bremstrommel</b>							
1.1 (B/C/401, B/C40H)	33	01/86→03/95	➡			24.0218-0032.1 480118	Ø 180,0 x 53,5 / 181 - RLG
1.4 Cat (B/C/407)	43	10/85→12/96	➡			24.0218-0732.2 480207	Ø 180,0 x 53,5 / 181 + RLG
1.6 D (B/C/404)	40	08/85→12/96	➡				
1.7 (B/C40K, B/C40G)	64	06/87→03/95	➡				
1.7 (B/C408)	54	10/86→03/95	➡	06/87→		24.0218-0032.1 480118	Ø 180,0 x 53,5 / 181 - RLG
						24.0218-0732.2 480207	Ø 180,0 x 53,5 / 181 + RLG
<b> Bremsbackensatz</b>							
1.1 (B/C/401, B/C40H)	33	01/86→03/95	➡			03.0137-0201.2 650201	TRW Ø 180 x 41 + HEB
						03.0137-0203.2 650203	BDX Ø 180 x 42
						03.0137-0209.2 650209	BDX Ø 180 x 42
			➡	06/87→		03.0420-1020.3 681020	BDX Ø 180 x 42 Ø 20,64 + RZ / + Zub Kit
						03.0520-1020.3 691020	BDX Ø 180 x 42 Ø 20,64 + RZ / + Zub TopKit
			➡	06/87→ 08/90		03.0420-1020.3 681020	BDX Ø 180 x 42 Ø 20,64 + RZ / + Zub Kit
						03.0520-1020.3 691020	BDX Ø 180 x 42 Ø 20,64 + RZ / + Zub TopKit
			➡	→ 06/86; - AUT		03.0520-0922.3 690922	BDX Ø 180 x 42 Ø 22,2 + RZ / + Zub TopKit
			➡	07/86→ 05/87; nicht Span./Marokko; - AUT		03.0520-1022.3 691022	BDX Ø 180 x 42 Ø 22,2 + RZ / + Zub TopKit
			➡	→ E0033906		03.0520-1122.3 691122	TRW Ø 180 x 41 Ø 22,2 + RZ / + Zub TopKit
			➡	→ H0090813		03.0520-1122.3 691122	TRW Ø 180 x 41 Ø 22,2 + RZ / + Zub TopKit
			➡	→ A0026303		03.0520-1122.3 691122	TRW Ø 180 x 41 Ø 22,2 + RZ / + Zub TopKit
			➡	→ F0014915		03.0520-1122.3 691122	TRW Ø 180 x 41 Ø 22,2 + RZ / + Zub TopKit
			➡	→ H0014971		03.0520-1122.3 691122	TRW Ø 180 x 41 Ø 22,2 + RZ / + Zub TopKit
			➡	→ A0017137		03.0520-1122.3 691122	TRW Ø 180 x 41 Ø 22,2 + RZ / + Zub TopKit
			➡	→ F0241694		03.0520-1122.3 691122	TRW Ø 180 x 41 Ø 22,2 + RZ / + Zub TopKit
			➡	J0017039→		03.0520-6320.3 696320	TRW Ø 180 x 41 Ø 20,64 + RZ / + Zub TopKit
			➡	F0241695→		03.0520-6320.3 696320	TRW Ø 180 x 41 Ø 20,64 + RZ / + Zub TopKit
			➡	E0033907→		03.0520-6320.3 696320	TRW Ø 180 x 41 Ø 20,64 + RZ / + Zub TopKit
			➡	A0017138→		03.0520-6320.3 696320	TRW Ø 180 x 41 Ø 20,64 + RZ / + Zub TopKit
			➡	A0026304→		03.0520-6320.3 696320	TRW Ø 180 x 41 Ø 20,64 + RZ / + Zub TopKit
			➡	H0090814→		03.0520-6320.3 696320	TRW Ø 180 x 41 Ø 20,64 + RZ / + Zub TopKit
			➡	F0141916→		03.0520-6320.3 696320	TRW Ø 180 x 41 Ø 20,64 + RZ / + Zub TopKit
1.4 Cat (B/C/407)	43	10/85→12/96	➡			03.0137-0201.2 650201	TRW Ø 180 x 41 + HEB
						03.0137-0203.2 650203	BDX Ø 180 x 42
						03.0137-0209.2 650209	BDX Ø 180 x 42




























	kW			 	! #		
<b>RENAULT - SUPER 5 (B/C40_) 10/84→12/96</b>							
<b>Bremsbackensatz</b>							
1.4 Cat (B/C/407)	43	10/85→12/96	➔	06/87→		<b>03.0420-1020.3 681020</b>	BDX Ø 180 x 42 Ø 20,64 + RZ / + Zub Kit
						<b>03.0520-1020.3 691020</b>	BDX Ø 180 x 42 Ø 20,64 + RZ / + Zub TopKit
			➔	→ 06/86; - AUT		<b>03.0520-0922.3 690922</b>	BDX Ø 180 x 42 Ø 22,2 + RZ / + Zub TopKit
			➔	07/86→ 05/87; - AUT		<b>03.0520-1022.3 691022</b>	BDX Ø 180 x 42 Ø 22,2 + RZ / + Zub TopKit
			➔	→ F0005257		<b>03.0520-1122.3 691122</b>	TRW Ø 180 x 41 Ø 22,2 + RZ / + Zub TopKit
			➔	F0005258→		<b>03.0520-6320.3 696320</b>	TRW Ø 180 x 41 Ø 20,64 + RZ / + Zub TopKit
1.6 D (B/C/404)	40	08/85→12/96	➔			<b>03.0137-0201.2 650201</b>	TRW Ø 180 x 41 + HEB
						<b>03.0137-0203.2 650203</b>	BDX Ø 180 x 42
						<b>03.0137-0209.2 650209</b>	BDX Ø 180 x 42
			➔	06/87→		<b>03.0420-1020.3 681020</b>	BDX Ø 180 x 42 Ø 20,64 + RZ / + Zub Kit
						<b>03.0520-1020.3 691020</b>	BDX Ø 180 x 42 Ø 20,64 + RZ / + Zub TopKit
			➔	01/86→ 06/86; - AUT		<b>03.0520-0922.3 690922</b>	BDX Ø 180 x 42 Ø 22,2 + RZ / + Zub TopKit
			➔	07/86→ 05/87; nicht Span./Marokko; - AUT		<b>03.0520-1022.3 691022</b>	BDX Ø 180 x 42 Ø 22,2 + RZ / + Zub TopKit
			➔	→ J0009075		<b>03.0520-1122.3 691122</b>	TRW Ø 180 x 41 Ø 22,2 + RZ / + Zub TopKit
			➔	→ F0021950		<b>03.0520-1122.3 691122</b>	TRW Ø 180 x 41 Ø 22,2 + RZ / + Zub TopKit
			➔	01/86→; → F0067508		<b>03.0520-1122.3 691122</b>	TRW Ø 180 x 41 Ø 22,2 + RZ / + Zub TopKit
			➔	→ F0018026		<b>03.0520-1122.3 691122</b>	TRW Ø 180 x 41 Ø 22,2 + RZ / + Zub TopKit
			➔	F0067509→		<b>03.0520-6320.3 696320</b>	TRW Ø 180 x 41 Ø 20,64 + RZ / + Zub TopKit
			➔	F0018027→		<b>03.0520-6320.3 696320</b>	TRW Ø 180 x 41 Ø 20,64 + RZ / + Zub TopKit
➔	J0009076→		<b>03.0520-6320.3 696320</b>	TRW Ø 180 x 41 Ø 20,64 + RZ / + Zub TopKit			
➔	F0021951→		<b>03.0520-6320.3 696320</b>	TRW Ø 180 x 41 Ø 20,64 + RZ / + Zub TopKit			
1.7 (B/C408)	54	10/86→03/95	➔	06/87→		<b>03.0137-0201.2 650201</b>	TRW Ø 180 x 41 + HEB
						<b>03.0137-0203.2 650203</b>	BDX Ø 180 x 42
						<b>03.0137-0209.2 650209</b>	BDX Ø 180 x 42
						<b>03.0420-1020.3 681020</b>	BDX Ø 180 x 42 Ø 20,64 + RZ / + Zub Kit
						<b>03.0520-1020.3 691020</b>	BDX Ø 180 x 42 Ø 20,64 + RZ / + Zub TopKit
			➔	01/87→ 05/87; - AUT		<b>03.0520-1022.3 691022</b>	BDX Ø 180 x 42 Ø 22,2 + RZ / + Zub TopKit
➔	01/87→; → F0000958		<b>03.0520-1122.3 691122</b>	TRW Ø 180 x 41 Ø 22,2 + RZ / + Zub TopKit			
➔	01/87→; → F0001222		<b>03.0520-1122.3 691122</b>	TRW Ø 180 x 41 Ø 22,2 + RZ / + Zub TopKit			
➔	F0001223→		<b>03.0520-6320.3 696320</b>	TRW Ø 180 x 41 Ø 20,64 + RZ / + Zub TopKit			
➔	F0000959→		<b>03.0520-6320.3 696320</b>	TRW Ø 180 x 41 Ø 20,64 + RZ / + Zub TopKit			
1.7 (B/C40K, B/C40G)	64	06/87→03/95	➔			<b>03.0137-0201.2 650201</b>	TRW Ø 180 x 41 + HEB
						<b>03.0137-0203.2 650203</b>	BDX Ø 180 x 42
						<b>03.0137-0209.2 650209</b>	BDX Ø 180 x 42
						<b>03.0420-1020.3 681020</b>	BDX Ø 180 x 42 Ø 20,64 + RZ / + Zub Kit
						<b>03.0520-1020.3 691020</b>	BDX Ø 180 x 42 Ø 20,64 + RZ / + Zub TopKit
➔	→ F0000015		<b>03.0520-1122.3 691122</b>	TRW Ø 180 x 41 Ø 22,2 + RZ / + Zub TopKit			
➔	→ F0004650		<b>03.0520-1122.3 691122</b>	TRW Ø 180 x 41 Ø 22,2 + RZ / + Zub TopKit			
➔	→ F0007082		<b>03.0520-1122.3 691122</b>	TRW Ø 180 x 41 Ø 22,2 + RZ / + Zub TopKit			

	kw					! #		
<b>RENAULT - SUPER 5 (B/C40_) 10/84→12/96</b>								
<b> Bremsbackensatz</b>								
1.7 (B/C40K, B/C40G)	64	06/87→03/95	→	→ F0001063			<b>03.0520-1122.3 691122</b>	TRW Ø 180 x 41 Ø 22,2 + RZ / + Zub TopKit
			→	F0004651→			<b>03.0520-6320.3 696320</b>	TRW Ø 180 x 41 Ø 20,64 + RZ / + Zub TopKit
			→	F0007083→			<b>03.0520-6320.3 696320</b>	TRW Ø 180 x 41 Ø 20,64 + RZ / + Zub TopKit
			→	F0000016→			<b>03.0520-6320.3 696320</b>	TRW Ø 180 x 41 Ø 20,64 + RZ / + Zub TopKit
			→	F0001064→			<b>03.0520-6320.3 696320</b>	TRW Ø 180 x 41 Ø 20,64 + RZ / + Zub TopKit
<b> Seilzug, Feststellbremse</b>								
1.1 (B/C/401, B/C40H)	33	01/86→03/95	→	☒; Trommelbremse	2	<b>24.3727-1005.2 581005</b>	L= 1.330	
1.6 D (B/C/404)	40	08/85→12/96						
1.4 Cat (B/C/407)	43	10/85→12/96	→	☒;	2	<b>24.3727-1005.2 581005</b>	L= 1.330	
1.7 (B/C40K, B/C40G)	64	06/87→03/95		für Fahrzeuge mit Trommelbremse an der Hinterachse; Trommelbremse				
1.7 (B/C408)	54	10/86→03/95	→	☒; 06/87→; für Fahrzeuge mit Trommelbremse an der Hinterachse; Trommelbremse	2	<b>24.3727-1005.2 581005</b>	L= 1.330	
<b>RENAULT - SUPER 5 Kasten (S40_) 10/84→12/96</b>								
<b> Radbremszylinder</b>								
1.1 (S401)	34	10/84→12/96	→	☒; 01/85→ 05/87			<b>24.3222-1709.3 020111</b>	BDX Ø 22,2 GG
			→	☒; 01/85→ 05/87			<b>24.3222-1710.3 020112</b>	BDX Ø 22,2 GG
1.2 (S40F, S407)	44	01/87→12/96	→	☒; 06/87→ 08/90			<b>24.3220-1623.3 020353</b>	BDX Ø 20,64 GG
			→	☒; 06/87→ 08/90			<b>24.3220-1624.3 020354</b>	BDX Ø 20,64 GG
			→	☒; → 05/87			<b>24.3222-1709.3 020111</b>	BDX Ø 22,2 GG
			→	☒; → 05/87			<b>24.3222-1710.3 020112</b>	BDX Ø 22,2 GG
1.6 D (S404)	40	10/84→12/96	→	☒; 06/87→			<b>24.3220-1623.3 020353</b>	BDX Ø 20,64 GG
			→	☒; 06/87→			<b>24.3220-1624.3 020354</b>	BDX Ø 20,64 GG
			→	☒; J0009076→			<b>24.3220-1713.3 020410</b>	Ø 20,64 GG
			→	☒; F0018027→			<b>24.3220-1713.3 020410</b>	Ø 20,64 GG
			→	☒; J0009076→			<b>24.3220-1714.3 020411</b>	Ø 20,64 GG
			→	☒; F0018027→			<b>24.3220-1714.3 020411</b>	Ø 20,64 GG
			→	☒; 01/85→; → J0009075			<b>24.3222-1107.3 020262</b>	TRW Ø 22,2 GG
			→	☒; 01/85→; → F0018026			<b>24.3222-1107.3 020262</b>	TRW Ø 22,2 GG
			→	☒; 01/86→ 05/87			<b>24.3222-1709.3 020111</b>	BDX Ø 22,2 GG
→	☒; 01/86→ 05/87			<b>24.3222-1710.3 020112</b>	BDX Ø 22,2 GG			
<b>Zubehörsatz, Bremsbacken</b>								
1.1 (S401)	34	10/84→12/96	→	01/85→ 03/95; + AUT			<b>03.0137-9055.2 669055</b>	BDX
			→	01/85→ 03/95			<b>03.0137-9056.2 669056</b>	TRW
			→	01/85→ 03/95; - AUT			<b>03.0137-9086.2 669086</b>	BDX
1.2 (S40F, S407)	44	01/87→12/96	→	→ 08/90; + AUT			<b>03.0137-9055.2 669055</b>	BDX
			→	→ 08/90			<b>03.0137-9056.2 669056</b>	TRW
			→	→ 08/90; - AUT			<b>03.0137-9086.2 669086</b>	BDX
1.6 D (S404)	40	10/84→12/96	→	01/85→; + AUT			<b>03.0137-9055.2 669055</b>	BDX
			→	01/85→			<b>03.0137-9056.2 669056</b>	TRW
			→	01/85→; - AUT			<b>03.0137-9086.2 669086</b>	BDX
<b> Bremstrommel</b>								
1.1 (S401)	34	10/84→12/96	→	01/85→ 03/95			<b>24.0218-0032.1 480118</b>	Ø 180,0 x 53,5 / 181 - RLG
							<b>24.0218-0732.2 480207</b>	Ø 180,0 x 53,5 / 181 + RLG
1.2 (S40F, S407)	44	01/87→12/96	→	→ 08/90			<b>24.0218-0032.1 480118</b>	Ø 180,0 x 53,5 / 181 - RLG
							<b>24.0218-0732.2 480207</b>	Ø 180,0 x 53,5 / 181 + RLG
1.6 D (S404)	40	10/84→12/96	→	01/85→			<b>24.0218-0032.1 480118</b>	Ø 180,0 x 53,5 / 181 - RLG
							<b>24.0218-0732.2 480207</b>	Ø 180,0 x 53,5 / 181 + RLG
<b> Bremsbackensatz</b>								
1.1 (S401)	34	10/84→12/96	→	01/85→ 03/95			<b>03.0137-0201.2 650201</b>	TRW Ø 180 x 41 + HEB












	kw					! #		
<b>RENAULT - SUPER 5 Kasten (S40_) 10/84→12/96</b>								
<b> Bremsbackensatz</b>								
1.1 (S401)	34	10/84→12/96	➡	01/85→ 03/95			<b>03.0137-0203.2 650203</b> <b>03.0137-0209.2 650209</b>	BDX Ø 180 x 42 BDX Ø 180 x 42
			➡	01/85→ 06/86; - AUT			<b>03.0520-0922.3 690922</b>	BDX Ø 180 x 42 Ø 22,2 + RZ / + Zub TopKit
			➡	07/86→ 05/87; nicht Span./Marokko; - AUT			<b>03.0520-1022.3 691022</b>	BDX Ø 180 x 42 Ø 22,2 + RZ / + Zub TopKit
1.2 (S40F, S407)	44	01/87→12/96	➡	→ 08/90			<b>03.0137-0201.2 650201</b> <b>03.0137-0203.2 650203</b> <b>03.0137-0209.2 650209</b>	TRW Ø 180 x 41 + HEB BDX Ø 180 x 42 BDX Ø 180 x 42
			➡	06/87→ 08/90			<b>03.0420-1020.3 681020</b> <b>03.0520-1020.3 691020</b>	BDX Ø 180 x 42 Ø 20,64 + RZ / + Zub Kit BDX Ø 180 x 42 Ø 20,64 + RZ / + Zub TopKit
			➡	→ 05/87; - AUT			<b>03.0520-1022.3 691022</b>	BDX Ø 180 x 42 Ø 22,2 + RZ / + Zub TopKit
1.6 D (S404)	40	10/84→12/96	➡	01/85→			<b>03.0137-0201.2 650201</b> <b>03.0137-0203.2 650203</b> <b>03.0137-0209.2 650209</b>	TRW Ø 180 x 41 + HEB BDX Ø 180 x 42 BDX Ø 180 x 42
			➡	06/87→			<b>03.0420-1020.3 681020</b> <b>03.0520-1020.3 691020</b>	BDX Ø 180 x 42 Ø 20,64 + RZ / + Zub Kit BDX Ø 180 x 42 Ø 20,64 + RZ / + Zub TopKit
			➡	01/86→ 06/86; - AUT			<b>03.0520-0922.3 690922</b>	BDX Ø 180 x 42 Ø 22,2 + RZ / + Zub TopKit
			➡	07/86→ 05/87; nicht Span./Marokko; - AUT			<b>03.0520-1022.3 691022</b>	BDX Ø 180 x 42 Ø 22,2 + RZ / + Zub TopKit
			➡	01/85→; → F0018026			<b>03.0520-1122.3 691122</b>	TRW Ø 180 x 41 Ø 22,2 + RZ / + Zub TopKit
			➡	01/85→; → J0009075			<b>03.0520-1122.3 691122</b>	TRW Ø 180 x 41 Ø 22,2 + RZ / + Zub TopKit
			➡	F0018027→			<b>03.0520-6320.3 696320</b>	TRW Ø 180 x 41 Ø 20,64 + RZ / + Zub TopKit
			➡	J0009076→			<b>03.0520-6320.3 696320</b>	TRW Ø 180 x 41 Ø 20,64 + RZ / + Zub TopKit
<b> Seilzug, Feststellbremse</b>								
1.1 (S401)	34	10/84→12/96	➡	⏴; 01/85→ 03/95; Trommelbremse	2	<b>24.3727-1005.2 581005</b>		L= 1.330
1.2 (S40F, S407)	44	01/87→12/96	➡	⏴; → 08/90; Trommelbremse	2	<b>24.3727-1005.2 581005</b>		L= 1.330
1.6 D (S404)	40	10/84→12/96	➡	⏴; 01/85→; Trommelbremse	2	<b>24.3727-1005.2 581005</b>		L= 1.330
<b>RENAULT - THALIA I (LB0/1/2_) 02/98→</b>								
<b> Radbremszylinder</b>								
1.2 16V	55	04/02→	➡				<b>24.3217-1710.3 020420</b>	TRW Ø 17,78 GG
1.5 dCi	47	06/05→					<b>24.3217-1711.3 020449</b>	BOS Ø 17,46 ALU
1.5 dCi	48	04/02→						
1.5 dCi	50	02/03→						
1.5 dCi	58	04/04→11/09						
1.5 dCi	60	06/01→						
1.6 16V	79	04/02→						
1.9 D	48	02/98→05/01						
1.4	55	08/00→	➡				<b>24.3219-1722.3 020426</b>	BDX Ø 19,05 GG
1.4 16V	72	08/00→	➡	- ABS			<b>24.3217-1710.3 020420</b>	TRW Ø 17,78 GG
			➡	+ ABS			<b>24.3217-1711.3 020449</b>	BOS Ø 17,46 ALU
1.6	66	03/98→	➡	04/02→			<b>24.3217-1710.3 020420</b> <b>24.3217-1711.3 020449</b>	TRW Ø 17,78 GG BOS Ø 17,46 ALU
<b>Zubehörsatz, Bremsbacken</b>								
1.2 16V	55	04/02→	➡	- ABS			<b>03.0137-9088.2 669088</b>	BDX
			➡	+ ABS			<b>03.0137-9274.2 669274</b> <b>03.0137-9278.2 669278</b>	
1.4	55	08/00→	➡				<b>03.0137-9274.2 669274</b>	
			➡	+ ABS			<b>03.0137-9278.2 669278</b>	
1.4 16V	72	08/00→	➡	+ ABS			<b>03.0137-9274.2 669274</b>	
			➡	- ABS			<b>03.0137-9278.2 669278</b>	
1.5 dCi	47	06/05→	➡				<b>03.0137-9274.2 669274</b>	
1.5 dCi	48	04/02→						

	kw			 	! #			
<b>RENAULT - THALIA I (LB0/1/2_) 02/98→</b>								
<b>Zubehörsatz, Bremsbacken</b>								
1.5 dCi	50	02/03→	➔			03.0137-9278.2	669278	
1.5 dCi	58	04/04→11/09	➔					
1.5 dCi	60	06/01→						
1.6 16V	79	04/02→						
1.9 D	48	02/98→05/01						
1.6	66	03/98→	➔	04/02→		03.0137-9274.2	669274	
						03.0137-9278.2	669278	
<b> Bremstrommel</b>								
1.2 16V	55	04/02→	➔	- ABS		24.0218-0032.1	480118	Ø 180,0 x 53,5 / 181 - RLG
1.4	55	08/00→				24.0218-0732.2	480207	Ø 180,0 x 53,5 / 181 + RLG
			➔	→ 11/02; + ABS		24.0220-3021.1	480127	Ø 203,0 x 48 / 204,5 - RLG / - ABS Ring
			➔	12/02→; + ABS		24.0220-3036.1	480301	Ø 203,3 x 50,5 / 204,5 - RLG / - ABS Ring
1.4 16V	72	08/00→	➔	→ 11/02		24.0220-3021.1	480127	Ø 203,0 x 48 / 204,5 - RLG / - ABS Ring
1.5 dCi	48	04/02→						
1.5 dCi	60	06/01→	➔	12/02→		24.0220-3036.1	480301	Ø 203,3 x 50,5 / 204,5 - RLG / - ABS Ring
1.5 dCi	47	06/05→	➔			24.0220-3036.1	480301	Ø 203,3 x 50,5 / 204,5 - RLG / - ABS Ring
1.5 dCi	50	02/03→						
1.5 dCi	58	04/04→11/09						
1.6	66	03/98→	➔	04/02→		24.0220-3021.1	480127	Ø 203,0 x 48 / 204,5 - RLG / - ABS Ring
1.6 16V	79	04/02→	➔			24.0220-3021.1	480127	Ø 203,0 x 48 / 204,5 - RLG / - ABS Ring
1.9 D	48	02/98→05/01						
<b> Bremsbackensatz</b>								
1.2 16V	55	04/02→	➔	+ ABS		03.0137-0312.2	650312	TRW Ø 203 x 38
						03.0137-0532.2	650532	BOS Ø 203 x 39 + HEB
						03.0520-3517.3	693517	TRW Ø 203 x 39 Ø 17,78 + RZ / + Zub TopKit
						03.0520-5017.3	695017	Ø 203 x 39 Ø 17,46 + RZ / + Zub TopKit
			➔	- ABS		03.0137-0358.2	650358	BDX Ø 180 x 42 + HEB
						03.0520-4719.3	694719	BDX Ø 180 x 42 Ø 19,05 + RZ / + Zub TopKit
1.4	55	08/00→	➔	+ ABS		03.0137-0312.2	650312	TRW Ø 203 x 38
						03.0520-3517.3	693517	TRW Ø 203 x 39 Ø 17,78 + RZ / + Zub TopKit
						03.0520-5017.3	695017	Ø 203 x 39 Ø 17,46 + RZ / + Zub TopKit
			➔			03.0137-0532.2	650532	BOS Ø 203 x 39 + HEB
			➔	- ABS		03.0520-4719.3	694719	BDX Ø 180 x 42 Ø 19,05 + RZ / + Zub TopKit
1.4 16V	72	08/00→	➔	- ABS		03.0137-0312.2	650312	TRW Ø 203 x 38
			➔	+ ABS		03.0137-0532.2	650532	BOS Ø 203 x 39 + HEB
			➔			03.0520-3517.3	693517	TRW Ø 203 x 39 Ø 17,78 + RZ / + Zub TopKit
						03.0520-5017.3	695017	Ø 203 x 39 Ø 17,46 + RZ / + Zub TopKit
1.5 dCi	47	06/05→	➔			03.0137-0312.2	650312	TRW Ø 203 x 38
1.5 dCi	48	04/02→				03.0137-0532.2	650532	BOS Ø 203 x 39 + HEB
1.5 dCi	50	02/03→						
1.5 dCi	58	04/04→11/09				03.0520-3517.3	693517	TRW Ø 203 x 39 Ø 17,78 + RZ / + Zub TopKit
1.5 dCi	60	06/01→						
1.6 16V	79	04/02→				03.0520-5017.3	695017	Ø 203 x 39 Ø 17,46 + RZ / + Zub TopKit
1.9 D	48	02/98→05/01						
1.6	66	03/98→	➔	04/02→		03.0137-0312.2	650312	TRW Ø 203 x 38
						03.0137-0532.2	650532	BOS Ø 203 x 39 + HEB
						03.0520-3517.3	693517	TRW Ø 203 x 39 Ø 17,78 + RZ / + Zub TopKit
						03.0520-5017.3	695017	Ø 203 x 39 Ø 17,46 + RZ / + Zub TopKit
<b> Seilzug, Feststellbremse</b>								
1.2 16V	55	04/02→	➔	<input type="checkbox"/> ; Trommelbremse		24.3727-1060.2	581060	L= 1.415
			➔	<input type="checkbox"/> ; Trommelbremse		24.3727-1061.2	581061	L= 1.335
1.4	55	08/00→	➔	<input type="checkbox"/> ; - ABS; Trommelbremse		24.3727-1048.2	581048	L= 1.343
↓								














	kw					! #		
<b>RENAULT - THALIA I (LB0/1/2_) 02/98→</b>								
 <b>Seilzug, Feststellbremse</b>								
1.4	55	08/00→	➡	<input type="checkbox"/> ; - ABS; Trommelbremse		24.3727-1049.2	581049	L= 1.263
			➡	<input checked="" type="checkbox"/> ; + ABS; Trommelbremse		24.3727-1060.2	581060	L= 1.415
			➡	<input checked="" type="checkbox"/> ; + ABS; Trommelbremse		24.3727-1061.2	581061	L= 1.335
<b>RENAULT - THALIA II (LU1/2_) 09/08→</b>								
 <b>Radbremszylinder</b>								
0.9 TCe	66	11/12→06/14	➡			24.3217-1711.3	020449	BOS Ø 17,46 ALU
1.2 16V (LU2V)	55	09/08→	➡			24.3217-1710.3	020420	TRW Ø 17,78 GG
1.4	55	09/08→06/14	➡					
1.4	72	09/08→12/12	➡		06/09→ 09/12	24.3217-1711.3	020449	BOS Ø 17,46 ALU
1.5 dCi	47	09/08→	➡		→ 05/09	24.3219-1722.3	020426	BDX Ø 19,05 GG
1.5 dCi	48	01/09→						
1.5 dCi	62	09/08→						
1.5 dCi	66	01/09→						
1.6 16V	77	09/08→						
1.2 LPG	55	01/10→12/13	➡			24.3217-1710.3	020420	TRW Ø 17,78 GG
			➡		→ 09/12	24.3217-1711.3	020449	BOS Ø 17,46 ALU
1.5 dCi	55	11/12→06/14	➡			24.3217-1710.3	020420	TRW Ø 17,78 GG
<b>Zubehörsatz, Bremsbacken</b>								
1.2 16V (LU2V)	55	09/08→	➡		→ 05/09	03.0137-9088.2	669088	BDX
1.4	55	09/08→06/14	➡					
1.4	72	09/08→12/12	➡		06/09→ 09/12	03.0137-9274.2	669274	
1.5 dCi	47	09/08→	➡			03.0137-9278.2	669278	
1.5 dCi	48	01/09→						
1.5 dCi	62	09/08→						
1.5 dCi	66	01/09→						
1.6 16V	77	09/08→						
1.2 LPG	55	01/10→12/13	➡		→ 09/12	03.0137-9274.2	669274	
			➡			03.0137-9278.2	669278	
1.5 dCi	55	11/12→06/14	➡			03.0137-9278.2	669278	
 <b>Bremsstrommel</b>								
1.2 16V (LU2V)	55	09/08→	➡	- ABS		24.0218-0032.1	480118	Ø 180,0 x 53,5 / 181 - RLG
1.2 LPG	55	01/10→12/13				24.0218-0732.2	480207	Ø 180,0 x 53,5 / 181 + RLG
1.4	55	09/08→06/14						
1.4	72	09/08→12/12	➡	+ ABS		24.0220-3036.1	480301	Ø 203,3 x 50,5 / 204,5 - RLG / - ABS Ring
1.5 dCi	47	09/08→	➡	+ ABS		24.0220-3036.1	480301	Ø 203,3 x 50,5 / 204,5 - RLG / - ABS Ring
1.5 dCi	48	01/09→						
1.5 dCi	55	11/12→06/14						
1.5 dCi	62	09/08→						
1.5 dCi	66	01/09→						
1.6 16V	77	09/08→						
 <b>Bremsbackensatz</b>								
0.9 TCe	66	11/12→06/14	➡			03.0137-0496.2	650496	BDX Ø 228 x 42 + HEB
						03.0137-0532.2	650532	BOS Ø 203 x 39 + HEB
1.2 16V (LU2V)	55	09/08→	➡			03.0137-0312.2	650312	TRW Ø 203 x 38
1.5 dCi	47	09/08→	➡		→ 05/09	03.0137-0358.2	650358	BDX Ø 180 x 42 + HEB
1.5 dCi	48	01/09→				03.0520-4719.3	694719	BDX Ø 180 x 42 Ø 19,05 + RZ / + Zub TopKit
1.5 dCi	62	09/08→						
1.5 dCi	66	01/09→						
1.6 16V	77	09/08→	➡		06/09→ 09/12	03.0137-0532.2	650532	BOS Ø 203 x 39 + HEB
						03.0520-5017.3	695017	Ø 203 x 39 Ø 17,46 + RZ / + Zub TopKit
			➡		10/12→	03.0520-5017.3	695017	Ø 203 x 39 Ø 17,46 + RZ / + Zub TopKit
1.2 LPG	55	01/10→12/13	➡			03.0137-0312.2	650312	TRW Ø 203 x 38
			➡		→ 09/12	03.0137-0532.2	650532	BOS Ø 203 x 39 + HEB
						03.0520-5017.3	695017	Ø 203 x 39 Ø 17,46 + RZ / + Zub TopKit
			➡		10/12→	03.0520-5017.3	695017	Ø 203 x 39 Ø 17,46 + RZ / + Zub TopKit
1.4	55	09/08→06/14	➡			03.0137-0312.2	650312	TRW Ø 203 x 38
1.4	72	09/08→12/12	➡		→ 05/09	03.0137-0358.2	650358	BDX Ø 180 x 42 + HEB
			➡		06/09→ 09/12	03.0137-0532.2	650532	BOS Ø 203 x 39 + HEB
1.5 dCi	55	11/12→06/14	➡			03.0137-0312.2	650312	TRW Ø 203 x 38












	kw					! #		
<b>RENAULT - THALIA II (LU1/2_) 09/08→</b>								
 <b>Bremsbackensatz</b>								
1.5 dCi	55	11/12→06/14	➔				03.0520-5017.3 695017	Ø 203 x 39 Ø 17,46 + RZ / + Zub TopKit
 <b>Seilzug, Feststellbremse</b>								
0.9 TCe	66	11/12→06/14	➔	⏴; für Linkslenker	2	24.3727-1073.2	581073	L= 1.680
<b>RENAULT - THALIA III (L8_) 12/13→</b>								
 <b>Radbremszylinder</b>								
0.9 TCe 1.2 16V 1.5 dCi	66 55 66	04/14→ 12/13→ 12/13→	➔			24.3217-1711.3	020449	BOS Ø 17,46 ALU
 <b>Bremsbackensatz</b>								
0.9 TCe 1.5 dCi	66 66	04/14→ 12/13→	➔			03.0137-0496.2	650496	BDX Ø 228 x 42 + HEB
						03.0137-0532.2	650532	BOS Ø 203 x 39 + HEB
1.2 16V	55	12/13→	➔			03.0137-0532.2	650532	BOS Ø 203 x 39 + HEB
 <b>Seilzug, Feststellbremse</b>								
0.9 TCe 1.2 16V 1.5 dCi	66 55 66	04/14→ 12/13→ 12/13→	➔	⏴; für Linkslenker	2	24.3727-1073.2	581073	L= 1.680
<b>RENAULT - TRAFIC II Bus (JL) 03/01→</b>								
 <b>Seilzug, Feststellbremse</b>								
1.9 dCi 2.5 DTi	59 99	04/01→07/03 03/03→07/03	⏴	⏴ / ⏴; für Linkslenker; Kasten/Kombi; kurzer Radstand; Scheibenbremse		24.3727-0796.2	580796	Satz L= 1.245 L2= 498
			⏴	⏴ / ⏴; für Linkslenker; Kasten/Kombi; langer Radstand; Scheibenbremse		24.3727-0797.2	580797	Satz L= 1.643 L2= 498
			➔	☐		24.3727-1068.2	581068	L= 1.503
			➔	☐		24.3727-1071.2	581071	L= 1.603
1.9 dCi 100 (JLOC) 1.9 dCi 80 (JLOB) 2.0 (JLOA) 2.0 16V 2.5 dCi 115 2.5 dCi 135 (JLOD)	74 60 88 86 84 99	03/01→ 03/01→ 03/01→ 08/06→ 02/08→ 05/03→	⏴	⏴ / ⏴; → 08/14; für Linkslenker; Kasten/Kombi; kurzer Radstand; Scheibenbremse		24.3727-0796.2	580796	Satz L= 1.245 L2= 498
			⏴	⏴ / ⏴; → 08/14; für Linkslenker; Kasten/Kombi; langer Radstand; Scheibenbremse		24.3727-0797.2	580797	Satz L= 1.643 L2= 498
			➔	☐; → 08/14		24.3727-1068.2	581068	L= 1.503
			➔	☐; → 08/14		24.3727-1071.2	581071	L= 1.603
2.0 dCi 115 (JLOH) 2.0 dCi 90 (JLOH) 2.5 dCi 145 (JLOJ)	84 66 107	08/06→ 08/06→ 08/06→	⏴	⏴ / ⏴; 10/06→ 08/14; für Linkslenker; Kasten/Kombi; kurzer Radstand; Scheibenbremse		24.3727-0796.2	580796	Satz L= 1.245 L2= 498
			⏴	⏴ / ⏴; 10/06→ 08/14; für Linkslenker; Kasten/Kombi; langer Radstand; Scheibenbremse		24.3727-0797.2	580797	Satz L= 1.643 L2= 498
			➔	☐; 10/06→ 08/14		24.3727-1068.2	581068	L= 1.503
			➔	☐; 10/06→ 08/14		24.3727-1071.2	581071	L= 1.603
<b>RENAULT - TRAFIC II Kasten (FL) 03/01→</b>								
 <b>Seilzug, Feststellbremse</b>								
1.9 dCi 2.5 DTi	59 99	04/01→07/03 03/03→07/03	⏴	⏴ / ⏴; für Linkslenker; Kasten/Kombi; kurzer Radstand; Scheibenbremse		24.3727-0796.2	580796	Satz L= 1.245 L2= 498
			⏴	⏴ / ⏴; für Linkslenker; Kasten/Kombi; langer Radstand; Scheibenbremse		24.3727-0797.2	580797	Satz L= 1.643 L2= 498
			➔	☐		24.3727-1068.2	581068	L= 1.503
			➔	☐		24.3727-1071.2	581071	L= 1.603
1.9 dCi 1.9 dCi 100 (FL0C) 1.9 dCi 80 (FL0B) 2.0 (FL0A) 2.0 16V 2.5 dCi 2.5 dCi 135 (FL0D)	75 74 60 88 86 84 99	03/01→ 03/01→ 03/01→ 03/01→ 08/06→ 08/07→ 05/03→	⏴	⏴ / ⏴; → 08/14; für Linkslenker; Kasten/Kombi; kurzer Radstand; Scheibenbremse		24.3727-0796.2	580796	Satz L= 1.245 L2= 498
			⏴	⏴ / ⏴; → 08/14; für Linkslenker; Kasten/Kombi; langer Radstand; Scheibenbremse		24.3727-0797.2	580797	Satz L= 1.643 L2= 498
			➔	☐; → 08/14		24.3727-1068.2	581068	L= 1.503
			➔	☐; → 08/14		24.3727-1071.2	581071	L= 1.603
2.0 dCi 115 (FL01, FL0U) 2.0 dCi 90 (FL0H) 2.5 dCi 145 (FL0J) ↓	84 66 107	08/06→ 08/06→ 08/06→	⏴	⏴ / ⏴; 10/06→ 08/14; für Linkslenker; Kasten/Kombi; kurzer Radstand; Scheibenbremse		24.3727-0796.2	580796	Satz L= 1.245 L2= 498













	kw				! #		
<b>RENAULT - TRAFIC II Kasten (FL) 03/01→</b>							
<b>Seilzug, Feststellbremse</b>							
2.0 dCi 115 (FL01, FL0U)	84	08/06→	←	↑ / □; 10/06→ 08/14; für Linkslenker; Kasten/Kombi; langer Radstand; Scheibenbremse	24.3727-0797.2	580797	Satz L= 1.643 L2= 498
2.0 dCi 90 (FLOH)	66	08/06→	→	□; 10/06→ 08/14	24.3727-1068.2	581068	L= 1.503
2.5 dCi 145 (FL0J)	107	08/06→	→	□; 10/06→ 08/14	24.3727-1071.2	581071	L= 1.603
<b>RENAULT - TRAFIC II Pritsche/Fahrgestell (EL) 03/01→</b>							
<b>Seilzug, Feststellbremse</b>							
1.9 dCi	59	09/01→07/03	←	↑ / □; für Linkslenker; Kasten/Kombi; kurzer Radstand; Scheibenbremse	24.3727-0796.2	580796	Satz L= 1.245 L2= 498
			←	↑ / □; für Linkslenker; Kasten/Kombi; langer Radstand; Scheibenbremse	24.3727-0797.2	580797	Satz L= 1.643 L2= 498
			→	□	24.3727-1068.2	581068	L= 1.503
			→	□	24.3727-1071.2	581071	L= 1.603
1.9 dCi 100 (EL0C)	74	03/01→	←	↑ / □; → 08/14; für Linkslenker; Kasten/Kombi; kurzer Radstand; Scheibenbremse	24.3727-0796.2	580796	Satz L= 1.245 L2= 498
1.9 dCi 80 (EL0B)	60	03/01→					
2.0 (EL0A)	88	03/01→					
2.0 16V	86	08/06→	←	↑ / □; → 08/14; für Linkslenker; Kasten/Kombi; langer Radstand; Scheibenbremse	24.3727-0797.2	580797	Satz L= 1.643 L2= 498
2.5 dCi	84	08/07→	→	□; → 08/14	24.3727-1068.2	581068	L= 1.503
			→	□; → 08/14	24.3727-1071.2	581071	L= 1.603
2.0 dCi 115 (EL0H)	84	08/06→	←	↑ / □; 10/06→ 08/14; für Linkslenker; Kasten/Kombi; kurzer Radstand; Scheibenbremse	24.3727-0796.2	580796	Satz L= 1.245 L2= 498
2.0 dCi 90 (EL0H)	66	08/06→					
2.5 dCi 145 (EL0J)	107	08/06→	←	↑ / □; 10/06→ 08/14; für Linkslenker; Kasten/Kombi; langer Radstand; Scheibenbremse	24.3727-0797.2	580797	Satz L= 1.643 L2= 498
			→	□; 10/06→ 08/14	24.3727-1068.2	581068	L= 1.503
			→	□; 10/06→ 08/14	24.3727-1071.2	581071	L= 1.603
2.5 dCi 135 (EL0D)	99	03/01→	←	↑ / □; 05/03→ 08/14; für Linkslenker; Kasten/Kombi; kurzer Radstand; Scheibenbremse	24.3727-0796.2	580796	Satz L= 1.245 L2= 498
			←	↑ / □; 05/03→ 08/14; für Linkslenker; Kasten/Kombi; langer Radstand; Scheibenbremse	24.3727-0797.2	580797	Satz L= 1.643 L2= 498
			→	□; 05/03→ 08/14	24.3727-1068.2	581068	L= 1.503
			→	□; 05/03→ 08/14	24.3727-1071.2	581071	L= 1.603
<b>RENAULT - TRAFIC Bus (TXW) 03/89→03/01</b>							
<b>Radbremszylinder</b>							
1.9 D	44	06/97→03/01	→		24.3223-1106.3	020317	BDX Ø 23,81 GG
2.1 D	47	06/94→10/97			24.3225-1601.3	020359	TRW Ø 25,4 GG
2.2	74	06/94→10/97					
2.5 D	55	05/89→03/01					
2.5 D 4x4	55	08/89→03/01					
<b>Zubehörsatz, Bremsbacken</b>							
1.9 D	44	06/97→03/01	→	→ 10/97	03.0137-9211.2	669211	BDX
			→	11/97→	03.0137-9216.2	669216	TRW
2.1 D	47	06/94→10/97	→	→ 08/94	03.0137-9013.2	669013	TRW
			→		03.0137-9211.2	669211	BDX
			→		03.0137-9216.2	669216	TRW
			→	09/94→	03.0137-9216.2	669216	TRW
2.2	74	06/94→10/97	→		03.0137-9211.2	669211	BDX
			→		03.0137-9216.2	669216	TRW
2.5 D	55	05/89→03/01	→	→ 06/94	03.0137-9013.2	669013	TRW
2.5 D 4x4	55	08/89→03/01	→	→ 10/97	03.0137-9211.2	669211	BDX
			→	11/97→	03.0137-9216.2	669216	TRW
<b>Bremstrommel</b>							
1.9 D	44	06/97→03/01	→	11/97→	24.0225-4015.2	480178	Ø 254,0 x 70 / 254,8
2.5 D	55	05/89→03/01					- RLG / - ABS Ring / mit Radbefestigungsbolzen
2.5 D 4x4	55	08/89→03/01					
2.1 D	47	06/94→10/97	→		24.0225-4019.1	480305	Ø 254,0 x 70 / 254,8
↓							














	kw			 	! #		
<b>RENAULT - TRAFIC Bus (TXW) 03/89→03/01</b>							
 <b>Bremsbackensatz</b>							
1.9 D	44	06/97→03/01	➔	→ 10/97		03.0137-0153.2 650153 03.0520-0723.3 690723	BDX Ø 255 x 46 BDX Ø 255 x 45 Ø 23,81 + RZ / + Zub TopKit
			➔	11/97→		03.0137-0330.2 650330 03.0520-0825.3 690825	TRW Ø 254 x 57 + HEB TRW Ø 254 x 57 Ø 25,4 + RZ / + Zub TopKit
2.1 D	47	06/94→10/97	➔	→ 08/94		03.0137-0036.2 650036	TRW Ø 254 x 57
			➔			03.0137-0153.2 650153 03.0137-0330.2 650330 03.0520-0723.3 690723 03.0520-0825.3 690825	BDX Ø 255 x 46 TRW Ø 254 x 57 + HEB BDX Ø 255 x 45 Ø 23,81 + RZ / + Zub TopKit TRW Ø 254 x 57 Ø 25,4 + RZ / + Zub TopKit
			➔	09/94→		03.0137-0330.2 650330 03.0520-0825.3 690825	TRW Ø 254 x 57 + HEB TRW Ø 254 x 57 Ø 25,4 + RZ / + Zub TopKit
2.2	74	06/94→10/97	➔			03.0137-0153.2 650153 03.0137-0330.2 650330 03.0520-0723.3 690723 03.0520-0825.3 690825	BDX Ø 255 x 46 TRW Ø 254 x 57 + HEB BDX Ø 255 x 45 Ø 23,81 + RZ / + Zub TopKit TRW Ø 254 x 57 Ø 25,4 + RZ / + Zub TopKit
2.5 D 2.5 D 4x4	55 55	05/89→03/01 08/89→03/01	➔	→ 06/94		03.0137-0036.2 650036 03.0520-0825.3 690825	TRW Ø 254 x 57 TRW Ø 254 x 57 Ø 25,4 + RZ / + Zub TopKit
			➔	→ 10/97		03.0137-0153.2 650153 03.0520-0723.3 690723	BDX Ø 255 x 46 BDX Ø 255 x 45 Ø 23,81 + RZ / + Zub TopKit
			➔	11/97→		03.0137-0330.2 650330 03.0520-0825.3 690825	TRW Ø 254 x 57 + HEB TRW Ø 254 x 57 Ø 25,4 + RZ / + Zub TopKit
 <b>Seilzug, Feststellbremse</b>							
1.9 D	44	06/97→03/01	➔	☐; 11/97→; + ABS; Trommelbremse		24.3727-1051.2 581051	L= 1.295
2.5 D	55	05/89→03/01	➔	☐; 11/97→; + ABS; Trommelbremse		24.3727-1052.2 581052	L= 1.390
2.5 D 4x4	55	08/89→03/01	➔				
<b>RENAULT - TRAFIC Kasten (TXX) 03/89→12/01</b>							
 <b>Radbremszylinder</b>							
1.9 D	44	06/97→03/01	➔			24.3225-1601.3 020359	TRW Ø 25,4 GG
2.1 D	47	06/94→10/97	➔	für Linkslenker		24.3222-1118.3 020315	BDX Ø 22,2 GG
			➔	für Rechtslenker		24.3223-1106.3 020317	BDX Ø 23,81 GG
			➔			24.3225-1601.3 020359	TRW Ø 25,4 GG
			➔	09/94→		24.3225-1601.3 020359	TRW Ø 25,4 GG
2.2	74	06/94→10/97	➔	09/94→		24.3225-1601.3 020359	TRW Ø 25,4 GG
2.2 4x4	74	06/94→10/97	➔				
2.5 D	55	05/89→03/01	➔				
2.5 D 4x4	55	05/89→03/01	➔				
<b>Zubehörsatz, Bremsbacken</b>							
1.9 D	44	06/97→03/01	➔			03.0137-9216.2 669216	TRW
2.1 D	47	06/94→10/97	➔	→ 08/94		03.0137-9013.2 669013	TRW
			➔			03.0137-9211.2 669211	BDX
			➔	09/94→		03.0137-9216.2 669216	TRW
2.2	74	06/94→10/97	➔	→ 08/94		03.0137-9013.2 669013	TRW
2.2 4x4	74	06/94→10/97	➔				
2.5 D	55	05/89→03/01	➔	09/94→		03.0137-9216.2 669216	TRW
2.5 D 4x4	55	05/89→03/01	➔				
 <b>Bremstrommel</b>							
2.1 D	47	06/94→10/97	➔			24.0225-4015.2 480178 24.0225-4019.1 480305	Ø 254,0 x 70 / 254,8 - RLG / - ABS Ring / mit Radbe- festigungsbolzen Ø 254,0 x 70 / 254,8
2.2	74	06/94→10/97	➔			24.0225-4015.2 480178	Ø 254,0 x 70 / 254,8 - RLG / - ABS Ring / mit Radbe- festigungsbolzen
2.2 4x4	74	06/94→10/97	➔				
↓							































	kw					! #		
<b>RENAULT - TRAFIC Kasten (TXX) 03/89→12/01</b>								
<b> Bremstrommel</b>								
2.5 D	55	05/89→03/01	➔	11/89→		24.0225-4015.2	480178	Ø 254,0 x 70 / 254,8 - RLG / - ABS Ring / mit Radbefestigungsbolzen
2.5 D 4x4	55	05/89→03/01	➔	11/89→		24.0225-4015.2	480178	Ø 254,0 x 70 / 254,8 - RLG / - ABS Ring / mit Radbefestigungsbolzen
			➔	11/89→ 10/97		24.0225-4015.2	480178	Ø 254,0 x 70 / 254,8 - RLG / - ABS Ring / mit Radbefestigungsbolzen
			➔	11/97→		24.0225-4019.1	480305	Ø 254,0 x 70 / 254,8
<b> Bremsbackensatz</b>								
1.9 D	44	06/97→03/01	➔			03.0137-0330.2	650330	TRW Ø 254 x 57 + HEB
2.1 D	47	06/94→10/97	➔	→ 08/94		03.0137-0036.2	650036	TRW Ø 254 x 57
			➔			03.0520-0825.3	690825	TRW Ø 254 x 57 Ø 25,4 + RZ / + Zub TopKit
			➔			03.0137-0153.2	650153	BDX Ø 255 x 46
			➔	09/94→		03.0137-0330.2	650330	TRW Ø 254 x 57 + HEB
2.2 2.2 4x4 2.5 D 2.5 D 4x4	74	06/94→10/97	➔	→ 08/94		03.0137-0036.2	650036	TRW Ø 254 x 57
	74	06/94→10/97				03.0520-0825.3	690825	TRW Ø 254 x 57 Ø 25,4 + RZ / + Zub TopKit
	55	05/89→03/01				03.0520-0825.3	690825	TRW Ø 254 x 57 Ø 25,4 + RZ / + Zub TopKit
2.5 D 4x4	55	05/89→03/01	➔	09/94→		03.0137-0330.2	650330	TRW Ø 254 x 57 + HEB
			➔			03.0520-0825.3	690825	TRW Ø 254 x 57 Ø 25,4 + RZ / + Zub TopKit
<b> Seilzug, Feststellbremse</b>								
1.9 D	44	06/97→03/01	➔	☐; 11/97→; + ABS; Trommelbremse		24.3727-1051.2	581051	L= 1.295
2.5 D	55	05/89→03/01	➔			24.3727-1052.2	581052	L= 1.390
2.5 D 4x4	55	05/89→03/01	➔	☐; 11/97→; + ABS; Trommelbremse		24.3727-1052.2	581052	L= 1.390
<b>RENAULT - TRAFIC Pritsche/Fahrgestell (PXX) 03/89→03/01</b>								
<b> Radbremszylinder</b>								
2.0 [RWD]	59	05/89→10/97	➔			24.3225-1601.3	020359	TRW Ø 25,4 GG
2.1 D	47	09/94→04/98	➔	→ 10/97		24.3225-1601.3	020359	TRW Ø 25,4 GG
2.1 D [RWD]	47	06/94→10/97	➔	→ 0005150		24.3223-1106.3	020317	BDX Ø 23,81 GG
			➔			24.3225-1601.3	020359	TRW Ø 25,4 GG
<b>Zubehörsatz, Bremsbacken</b>								
2.0 [RWD]	59	05/89→10/97	➔	→ 08/94		03.0137-9013.2	669013	TRW
			➔	09/94→		03.0137-9216.2	669216	TRW
2.1 D	47	09/94→04/98	➔	→ 10/97		03.0137-9216.2	669216	TRW
2.1 D [RWD]	47	06/94→10/97	➔	→ 08/94		03.0137-9013.2	669013	TRW
			➔	→ 0005150		03.0137-9211.2	669211	BDX
			➔	09/94→		03.0137-9216.2	669216	TRW
<b> Bremstrommel</b>								
2.0 [RWD]	59	05/89→10/97	➔			24.0225-4019.1	480305	Ø 254,0 x 70 / 254,8
2.1 D [RWD]	47	06/94→10/97	➔			24.0225-4019.1	480305	Ø 254,0 x 70 / 254,8
2.1 D	47	09/94→04/98	➔	→ 10/97		24.0225-4019.1	480305	Ø 254,0 x 70 / 254,8
<b> Bremsbackensatz</b>								
2.0 [RWD]	59	05/89→10/97	➔	→ 08/94		03.0137-0036.2	650036	TRW Ø 254 x 57
			➔	09/94→		03.0137-0330.2	650330	TRW Ø 254 x 57 + HEB
2.1 D	47	09/94→04/98	➔	→ 10/97		03.0520-0825.3	690825	TRW Ø 254 x 57 Ø 25,4 + RZ / + Zub TopKit
			➔			03.0137-0330.2	650330	TRW Ø 254 x 57 + HEB
2.1 D [RWD]	47	06/94→10/97	➔	→ 10/97		03.0520-0825.3	690825	TRW Ø 254 x 57 Ø 25,4 + RZ / + Zub TopKit
			➔			03.0137-0330.2	650036	TRW Ø 254 x 57
2.1 D [RWD]	47	06/94→10/97	➔	→ 08/94		03.0137-0036.2	650036	TRW Ø 254 x 57
↓								















	kw					! #		
<b>RENAULT - TRAFIC Pritsche/Fahrgestell (PXX) 03/89→03/01</b>								
<b> Bremsbackensatz</b>								
2.1 D [RWD]	47	06/94→10/97	➡	→ 0005150			<b>03.0137-0153.2 650153</b> <b>03.0520-0723.3 690723</b>	BDX Ø 255 x 46 BDX Ø 255 x 45 Ø 23,81 + RZ / + Zub TopKit
			➡	09/94→			<b>03.0137-0330.2 650330</b> <b>03.0520-0825.3 690825</b>	TRW Ø 254 x 57 + HEB TRW Ø 254 x 57 Ø 25,4 + RZ / + Zub TopKit
<b>RENAULT - TWINGO I (C06_) 03/93→10/12</b>								
<b> Radbremszylinder</b>								
1.2	44	09/98→08/00	➡	+ ABS			<b>24.3217-1710.3 020420</b>	TRW Ø 17,78 GG
			➡	☐; - ABS			<b>24.3220-1623.3 020353</b>	BDX Ø 20,64 GG
			➡	☐; - ABS			<b>24.3220-1624.3 020354</b>	BDX Ø 20,64 GG
1.2 (C063, C064)	40	03/93→10/96	➡	+ ABS			<b>24.3220-1117.3 020314</b>	Ø 20,64 GG
			➡	☐; - ABS			<b>24.3220-1623.3 020353</b>	BDX Ø 20,64 GG
			➡	☐; - ABS			<b>24.3220-1624.3 020354</b>	BDX Ø 20,64 GG
1.2 (C066, C068)	43	05/96→06/07	➡	07/98→; + ABS			<b>24.3217-1710.3 020420</b>	TRW Ø 17,78 GG
1.2 (C067)	40	05/96→03/07	➡	→ 06/98; + ABS			<b>24.3220-1117.3 020314</b>	Ø 20,64 GG
			➡	☐; - ABS			<b>24.3220-1623.3 020353</b>	BDX Ø 20,64 GG
			➡	☐; - ABS			<b>24.3220-1624.3 020354</b>	BDX Ø 20,64 GG
1.2 16V (C060)	44	08/04→06/07	➡				<b>24.3217-1710.3 020420</b>	TRW Ø 17,78 GG
1.2 16V (C06C, C06D, C06K)	55	01/01→06/07	➡					
1.2 LPG	44	10/03→06/07	➡	08/04→			<b>24.3217-1710.3 020420</b>	TRW Ø 17,78 GG
<b>Zubehörsatz, Bremsbacken</b>								
1.2	44	09/98→08/00	➡	- ABS			<b>03.0137-9086.2 669086</b>	BDX
			➡	+ ABS			<b>03.0137-9158.2 669158</b>	TRW
1.2 (C063, C064)	40	03/93→10/96	➡				<b>03.0137-9086.2 669086</b>	BDX
1.2 (C066, C068)	43	05/96→06/07	➡	→ 06/98; + ABS			<b>03.0137-9086.2 669086</b>	BDX
1.2 (C067)	40	05/96→03/07	➡	- ABS			<b>03.0137-9086.2 669086</b>	BDX
			➡	07/98→; + ABS			<b>03.0137-9158.2 669158</b>	TRW
1.2 16V (C060)	44	08/04→06/07	➡				<b>03.0137-9158.2 669158</b>	TRW
1.2 16V (C06C, C06D, C06K)	55	01/01→06/07	➡					
1.2 LPG	44	10/03→06/07	➡	08/04→			<b>03.0137-9158.2 669158</b>	TRW
<b> Bremsstrommel</b>								
1.2	44	09/98→08/00	➡				<b>24.0218-0032.1 480118</b>	Ø 180,0 x 53,5 / 181 - RLG
1.2 (C063, C064)	40	03/93→10/96	➡				<b>24.0218-0732.2 480207</b>	Ø 180,0 x 53,5 / 181 + RLG
1.2 (C066, C068)	43	05/96→06/07	➡					
1.2 (C067)	40	05/96→03/07	➡					
1.2 16V (C060)	44	08/04→06/07	➡				<b>24.0220-3036.1 480301</b>	Ø 203,3 x 50,5 / 204,5 - RLG / - ABS Ring
1.2 16V (C06C, C06D, C06K)	55	01/01→06/07	➡				<b>24.0220-3021.1 480127</b>	Ø 203,0 x 48 / 204,5 - RLG / - ABS Ring
1.2 LPG	44	10/03→06/07	➡	08/04→			<b>24.0220-3036.1 480301</b>	Ø 203,3 x 50,5 / 204,5 - RLG / - ABS Ring
<b> Bremsbackensatz</b>								
1.2	44	09/98→08/00	➡	- ABS			<b>03.0137-0209.2 650209</b> <b>03.0420-1020.3 681020</b> <b>03.0520-1020.3 691020</b>	BDX Ø 180 x 42 BDX Ø 180 x 42 Ø 20,64 + RZ / + Zub Kit BDX Ø 180 x 42 Ø 20,64 + RZ / + Zub TopKit
			➡	+ ABS			<b>03.0137-0312.2 650312</b> <b>03.0520-3517.3 693517</b>	TRW Ø 203 x 38 TRW Ø 203 x 39 Ø 17,78 + RZ / + Zub TopKit
1.2 (C063, C064)	40	03/93→10/96	➡				<b>03.0137-0209.2 650209</b>	BDX Ø 180 x 42
			➡	- ABS			<b>03.0420-1020.3 681020</b> <b>03.0520-1020.3 691020</b>	BDX Ø 180 x 42 Ø 20,64 + RZ / + Zub Kit BDX Ø 180 x 42 Ø 20,64 + RZ / + Zub TopKit
1.2 (C066, C068)	43	05/96→06/07	➡	→ 06/98; + ABS			<b>03.0137-0209.2 650209</b>	BDX Ø 180 x 42
1.2 (C067)	40	05/96→03/07	➡	- ABS			<b>03.0137-0209.2 650209</b>	BDX Ø 180 x 42
















	kw					! #		
<b>RENAULT - TWINGO I (C06_) 03/93→10/12</b>								
<b> Bremsbackensatz</b>								
1.2 (C066, C068) 1.2 (C067)	43 40	05/96→06/07 05/96→03/07	➡	- ABS			<b>03.0420-1020.3 681020</b> <b>03.0520-1020.3 691020</b>	BDX Ø 180 x 42 Ø 20,64 + RZ / + Zub Kit BDX Ø 180 x 42 Ø 20,64 + RZ / + Zub TopKit
			➡	07/98→; + ABS			<b>03.0137-0312.2 650312</b>	TRW Ø 203 x 38
			➡	+ ABS			<b>03.0520-3517.3 693517</b>	TRW Ø 203 x 39 Ø 17,78 + RZ / + Zub TopKit
1.2 16V (C060) 1.2 16V (C06C, C06D, C06K)	44 55	08/04→06/07 01/01→06/07	➡				<b>03.0137-0312.2 650312</b> <b>03.0520-3517.3 693517</b>	TRW Ø 203 x 38 TRW Ø 203 x 39 Ø 17,78 + RZ / + Zub TopKit
1.2 LPG	44	10/03→06/07	➡	08/04→			<b>03.0137-0312.2 650312</b> <b>03.0520-3517.3 693517</b>	TRW Ø 203 x 38 TRW Ø 203 x 39 Ø 17,78 + RZ / + Zub TopKit
<b> Seilzug, Feststellbremse</b>								
1.2 1.2 (C063, C064) 1.2 (C066, C068) 1.2 (C067) 1.2 16V (C06C, C06D, C06K)	44 40 43 40 55	09/98→08/00 03/93→10/96 05/96→06/07 05/96→03/07 01/01→06/07	➡	☒; - ABS; Trommelbremse	2	<b>24.3727-1038.2 581038</b>		L= 1.442
			➡	☒; + ABS; Trommelbremse	2	<b>24.3727-1039.2 581039</b>		L= 1.460
1.2 16V (C060)	44	08/04→06/07	➡	☒; Trommelbremse	2	<b>24.3727-1039.2 581039</b>		L= 1.460
1.2 LPG	44	10/03→06/07	➡	☒; 08/04→; Trommelbremse	2	<b>24.3727-1039.2 581039</b>		L= 1.460
<b>RENAULT - TWINGO I Kasten (S06_) 03/93→08/04</b>								
<b> Radbremszylinder</b>								
1.2 (S063, S064)	40	03/93→05/96	➡	→ 04/96; + ABS		<b>24.3220-1117.3 020314</b>		Ø 20,64 GG
			➡	☐; → 04/96; - ABS		<b>24.3220-1623.3 020353</b>		BDX Ø 20,64 GG
			➡	☐; → 04/96; - ABS		<b>24.3220-1624.3 020354</b>		BDX Ø 20,64 GG
1.2 (S066, S068)	43	05/96→08/04	➡	07/98→; + ABS		<b>24.3217-1710.3 020420</b>		TRW Ø 17,78 GG
			➡	→ 06/98; + ABS		<b>24.3220-1117.3 020314</b>		Ø 20,64 GG
			➡	☐; - ABS		<b>24.3220-1623.3 020353</b>		BDX Ø 20,64 GG
			➡	☐; - ABS		<b>24.3220-1624.3 020354</b>		BDX Ø 20,64 GG
<b>Zubehörsatz, Bremsbacken</b>								
1.2 (S063, S064)	40	03/93→05/96	➡	→ 04/96; - ABS		<b>03.0137-9086.2 669086</b>		BDX
			➡	→ 04/96; + ABS		<b>03.0137-9086.2 669086</b>		BDX
1.2 (S066, S068)	43	05/96→08/04	➡	→ 06/98; + ABS		<b>03.0137-9086.2 669086</b>		BDX
			➡	- ABS		<b>03.0137-9086.2 669086</b>		BDX
			➡	07/98→; + ABS		<b>03.0137-9158.2 669158</b>		TRW
<b> Bremstrommel</b>								
1.2 (S063, S064)	40	03/93→05/96	➡	→ 04/96		<b>24.0218-0032.1 480118</b> <b>24.0218-0732.2 480207</b>		Ø 180,0 x 53,5 / 181 - RLG Ø 180,0 x 53,5 / 181 + RLG
1.2 (S066, S068)	43	05/96→08/04	➡			<b>24.0218-0032.1 480118</b> <b>24.0218-0732.2 480207</b>		Ø 180,0 x 53,5 / 181 - RLG Ø 180,0 x 53,5 / 181 + RLG
<b> Bremsbackensatz</b>								
1.2 (S063, S064)	40	03/93→05/96	➡	→ 04/96; - ABS		<b>03.0137-0209.2 650209</b> <b>03.0420-1020.3 681020</b> <b>03.0520-1020.3 691020</b>		BDX Ø 180 x 42 BDX Ø 180 x 42 Ø 20,64 + RZ / + Zub Kit BDX Ø 180 x 42 Ø 20,64 + RZ / + Zub TopKit
			➡	→ 04/96; + ABS		<b>03.0137-0209.2 650209</b>		BDX Ø 180 x 42
1.2 (S066, S068)	43	05/96→08/04	➡	→ 06/98; + ABS		<b>03.0137-0209.2 650209</b>		BDX Ø 180 x 42
			➡	- ABS		<b>03.0137-0209.2 650209</b> <b>03.0420-1020.3 681020</b> <b>03.0520-1020.3 691020</b>		BDX Ø 180 x 42 BDX Ø 180 x 42 Ø 20,64 + RZ / + Zub Kit BDX Ø 180 x 42 Ø 20,64 + RZ / + Zub TopKit
			➡	07/98→; + ABS		<b>03.0137-0312.2 650312</b>		TRW Ø 203 x 38
			➡	+ ABS		<b>03.0520-3517.3 693517</b>		TRW Ø 203 x 39 Ø 17,78 + RZ / + Zub TopKit

	kW			 	! #		
<b>RENAULT - TWINGO I Kasten (S06_) 03/93→08/04</b>							
 <b>Seilzug, Feststellbremse</b>							
1.2 (S063, S064)	40	03/93→05/96	➡	☑; → 04/96; - ABS; Trommelbremse	2	24.3727-1038.2 581038	L= 1.442
			➡	☑; → 04/96; + ABS; Trommelbremse	2	24.3727-1039.2 581039	L= 1.460
1.2 (S066, S068)	43	05/96→08/04	➡	☑; - ABS; Trommelbremse	2	24.3727-1038.2 581038	L= 1.442
			➡	☑; + ABS; Trommelbremse	2	24.3727-1039.2 581039	L= 1.460
<b>RENAULT - TWINGO II (CN0_) 03/07→</b>							
 <b>Radbremszylinder</b>							
1.2 (CN0D)	43	03/07→	➡	→ 09/12		24.3217-1727.3 020524	Ø 17,46 ALU
1.2 16V	55	03/08→					
1.2 16V (CN04, CN0A, CN0B)	55	03/07→	➡	10/12→ 07/14		24.3217-1730.3 020542	Ø 17,46 ALU
1.2 16V (CN0K, CN0V)	56	03/07→					
1.2 TCe 100 (CN0P)	75	02/11→					
1.2 Turbo (CN0C, CN0F)	74	03/07→					
1.5 dCi (CN0E)	47	03/07→					
1.5 dCi (CN0U)	62	04/08→					
1.5 dCi 75	55	10/10→					
1.5 dCi 90	63	10/10→					
<b>Zubehörsatz, Bremsbacken</b>							
1.2 (CN0D)	43	03/07→	➡	→ 09/12		03.0137-9278.2 669278	
1.2 16V	55	03/08→					
1.2 16V (CN04, CN0A, CN0B)	55	03/07→	➡	10/12→ 07/14		03.0137-9317.2 669317	
1.2 16V (CN0K, CN0V)	56	03/07→					
1.2 TCe 100 (CN0P)	75	02/11→					
1.2 Turbo (CN0C, CN0F)	74	03/07→					
1.5 dCi (CN0E)	47	03/07→					
1.5 dCi (CN0U)	62	04/08→					
1.5 dCi 75	55	10/10→					
1.5 dCi 90	63	10/10→					
 <b>Bremstrommel</b>							
1.2 (CN0D)	43	03/07→	➡	→ 07/14		24.0220-3037.1 480308	Ø 203,0 x 48 / 204,5
1.2 16V	55	03/08→					- RLG / - ABS Ring
1.2 16V (CN04, CN0A, CN0B)	55	03/07→				24.0220-3737.2 480218	Ø 203,0 x 48 / 204,5
1.2 16V (CN0K, CN0V)	56	03/07→					+ RLG / + ABS Ring
1.2 TCe 100 (CN0P)	75	02/11→					
1.2 Turbo (CN0C, CN0F)	74	03/07→					
1.5 dCi (CN0E)	47	03/07→					
1.5 dCi (CN0U)	62	04/08→					
1.5 dCi 75	55	10/10→					
1.5 dCi 90	63	10/10→					
 <b>Bremsbackensatz</b>							
1.2 (CN0D)	43	03/07→	➡	→ 09/12		03.0137-0498.2 650498	TRW Ø 203 x 38 + HEB
1.2 16V	55	03/08→				03.0520-4717.3 694717	Ø 203 x 38 Ø 17,46 + RZ / + Zub
1.2 16V (CN04, CN0A, CN0B)	55	03/07→					TopKit
1.2 16V (CN0K, CN0V)	56	03/07→	➡	10/12→ 07/14		03.0137-0522.2 650522	Ø 203 x 38 + HEB
1.2 TCe 100 (CN0P)	75	02/11→					
1.2 Turbo (CN0C, CN0F)	74	03/07→					
1.5 dCi (CN0E)	47	03/07→					
1.5 dCi (CN0U)	62	04/08→					
1.5 dCi 75	55	10/10→					
1.5 dCi 90	63	10/10→					
 <b>Seilzug, Feststellbremse</b>							
1.2 (CN0D)	43	03/07→	➡	☑; → 07/14; Trommelbremse		24.3727-1076.2 581076	L= 1.322
1.2 16V	55	03/08→					
1.2 16V (CN04, CN0A, CN0B)	55	03/07→	➡	☑; → 07/14; Trommelbremse		24.3727-1077.2 581077	L= 1.273
1.2 16V (CN0K, CN0V)	56	03/07→					
1.2 TCe 100 (CN0P)	75	02/11→					
1.2 Turbo (CN0C, CN0F)	74	03/07→					
1.5 dCi (CN0E)	47	03/07→					
1.5 dCi (CN0U)	62	04/08→					
1.5 dCi 75	55	10/10→					
1.5 dCi 90	63	10/10→					
<b>RENAULT - TWINGO III (BCM_) 09/14→</b>							
 <b>Bremsbackensatz</b>							
0.9 TCe 110	80	11/16→	➡			03.0137-0531.2 650531	Ø 228 x 42 + HEB
0.9 TCe 90	66	09/14→					
1.0 SCe 70	51	09/15→					
1.0 SCe 70	52	09/14→					















	kw			 	! #		
<b>RENAULT - TWINGO III (BCM_) 09/14→</b>							
 <b>Seilzug, Feststellbremse</b>							
0.9 TCe 110	80	11/16→	→	↓	2	24.3727-2803.2	582803 L= 1.855
0.9 TCe 90	66	09/14→					
1.0 SCe 70	51	09/15→					
1.0 SCe 70	52	09/14→					
<b>RENAULT - ZOE (BFM_) 06/12→</b>							
 <b>Radbremsszylinder</b>							
ZOE	65	06/12→	→			24.3222-1729.3	020526 Ø 22,2 ALU
ZOE	68	09/16→					
<b>Zubehörsatz, Bremsbacken</b>							
ZOE	65	06/12→	→			03.0137-9228.2	669228 BDX
ZOE	68	09/16→					
 <b>Bremsbackensatz</b>							
ZOE	65	06/12→	→			03.0137-0496.2	650496 BDX Ø 228 x 42 + HEB
ZOE	68	09/16→					
<b>ROVER - 25 (RF) 09/99→06/06</b>							
 <b>Radbremsszylinder</b>							
1.1 16V	55	01/04→05/05	→			24.3219-1743.3	020485 Ø 19,05 ALU
1.4 16V	62	10/99→05/05					
1.4 16V	76	10/99→05/05					
1.6 16V	80	10/99→05/05					
1.8 16V	85	10/99→05/05					
1.8 16V	107	02/00→05/05					
2.0 iDT	74	10/99→05/05					
2.0 iDT	83	01/02→12/04					
 <b>Bremsbackensatz</b>							
1.1 16V	55	01/04→05/05	→			03.0137-0339.2	650339 Ø 203 x 38
1.4 16V	62	10/99→05/05					
1.4 16V	76	10/99→05/05					
1.6 16V	80	10/99→05/05					
1.8 16V	85	10/99→05/05					
1.8 16V	107	02/00→05/05					
2.0 iDT	74	10/99→05/05					
2.0 iDT	83	01/02→12/04					
<b>ROVER - 45 (RT) 02/00→05/05</b>							
 <b>Radbremsszylinder</b>							
1.4	76	02/00→05/05	→	74465→		24.3219-1743.3	020485 Ø 19,05 ALU
1.6	80	02/00→05/05					
1.8	86	02/00→05/05					
2.0 iDT	74	02/00→05/05					
2.0 iDT	83	01/04→05/05					
2.0 V6	110	02/00→05/05					
 <b>Bremsbackensatz</b>							
1.4	76	02/00→05/05	→			03.0137-0339.2	650339 Ø 203 x 38
1.6	80	02/00→05/05					
1.8	86	02/00→05/05					
2.0 iDT	74	02/00→05/05					
2.0 iDT	83	01/04→05/05					
2.0 V6	110	02/00→05/05					
<b>ROVER - 45 Stufenheck (RT) 02/00→05/05</b>							
 <b>Radbremsszylinder</b>							
1.4	76	02/00→05/05	→	74465→		24.3219-1743.3	020485 Ø 19,05 ALU
1.6	80	02/00→05/05					
1.8	86	02/00→05/05					
2.0 iDT	74	02/00→05/05					
2.0 iDT	83	01/04→05/05					
2.0 V6	110	02/00→05/05					
 <b>Bremsbackensatz</b>							
1.4	76	02/00→05/05	→			03.0137-0339.2	650339 Ø 203 x 38
1.6	80	02/00→05/05					
1.8	86	02/00→05/05					
2.0 iDT	74	02/00→05/05					
2.0 iDT	83	01/04→05/05					
2.0 V6	110	02/00→05/05					












	kw			 	! #		
<b>ROVER - 75 (RJ) 02/99→05/05</b>							
 <b>Bremsbackensatz, Feststellbremse</b>							
1.8	88	02/99→05/05	➔			03.0137-0408.2 650408	Ø 160 x 20
1.8 Turbo	110	05/03→05/05					
2.0 CDT	85	02/99→05/05					
2.0 CDTi	96	02/03→05/05					
2.0 V6	110	02/99→05/05					
2.5 V6	129	02/99→10/01					
2.5 V6	130	10/01→05/05					
<b>Reparaturatz, Automatische Nachstellung</b>							
1.8	88	02/99→05/05				03.0137-9701.2 669701	
1.8 Turbo	110	05/03→05/05				03.0137-9702.2 669702	
2.0 CDT	85	02/99→05/05					
2.0 CDTi	96	02/03→05/05					
2.0 V6	110	02/99→05/05					
2.5 V6	129	02/99→10/01					
2.5 V6	130	10/01→05/05					
<b>ROVER - 75 Tourer (RJ) 08/01→06/06</b>							
 <b>Bremsbackensatz, Feststellbremse</b>							
1.8	88	08/01→05/05	➔			03.0137-0408.2 650408	Ø 160 x 20
1.8 Turbo	110	05/03→05/05					
2.0 CDT	85	08/01→05/05					
2.0 CDTi	96	02/03→05/05					
2.0 V6	110	08/01→05/05					
2.5 V6	130	08/01→05/05					
<b>Reparaturatz, Automatische Nachstellung</b>							
1.8	88	08/01→05/05				03.0137-9701.2 669701	
1.8 Turbo	110	05/03→05/05				03.0137-9702.2 669702	
2.0 CDT	85	08/01→05/05					
2.0 CDTi	96	02/03→05/05					
2.0 V6	110	08/01→05/05					
2.5 V6	130	08/01→05/05					
<b>ROVER - 100 / METRO (XP) 11/89→12/98</b>							
<b>Zubehörsatz, Bremsbacken</b>							
111 C/L/S	44	03/90→12/98	➔	05/90→		03.0137-9200.2 669200	AP
114 GTI/GT 16V Cat	66	03/90→12/98					
114 S/L/GTA	55	03/90→12/98					
114 GSi	76	10/94→10/95	➔			03.0137-9200.2 669200	AP
114 GTI 16V	76	08/91→12/98					
 <b>Bremsbackensatz</b>							
111 C/L/S	44	03/90→12/98	➔	05/90→		03.0137-0080.2 650080	AP Ø 178 x 32
114 GTI/GT 16V Cat	66	03/90→12/98				03.0420-2417.3 682417	AP Ø 178 x 32 Ø 17,46 + RZ / + Zub Kit
114 S/L/GTA	55	03/90→12/98					
114 GSi	76	10/94→10/95	➔			03.0137-0080.2 650080	AP Ø 178 x 32
114 GTI 16V	76	08/91→12/98				03.0420-2417.3 682417	AP Ø 178 x 32 Ø 17,46 + RZ / + Zub Kit
<b>ROVER - 100 Cabriolet (XP) 04/94→12/98</b>							
<b>Zubehörsatz, Bremsbacken</b>							
111	44	04/94→10/97	➔			03.0137-9200.2 669200	AP
114	55	04/94→10/97					
114	75	03/97→10/98					
 <b>Bremsbackensatz</b>							
111	44	04/94→10/97	➔			03.0137-0080.2 650080	AP Ø 178 x 32
114	55	04/94→10/97				03.0420-2417.3 682417	AP Ø 178 x 32 Ø 17,46 + RZ / + Zub Kit
114	75	03/97→10/98					
<b>ROVER - 200 Cabriolet (XW) 04/90→11/99</b>							
<b>Zubehörsatz, Bremsbacken</b>							
214 1.4	66	01/92→11/99	➔	→ 10/95; - ABS		03.0137-9221.2 669221	
216 1.6i	90	01/92→11/99					
 <b>Bremsbackensatz</b>							
214 1.4	66	01/92→11/99	➔	→ 10/95; - ABS		03.0137-0339.2 650339	Ø 203 x 38
216 1.6i	90	01/92→11/99				03.0420-3719.3 683719	TRW Ø 203 x 38 Ø 19,05 + RZ / + Zub Kit















	kW			 	! #		
<b>ROVER - 200 Coupe (XW) 10/92→06/99</b>							
 <b>Radbremszylinder</b>							
216	82	01/96→12/97	➔	- ABS		24.3219-1743.3 020485	Ø 19,05 ALU
 <b>Bremsbackensatz</b>							
216	82	01/96→12/97	➔	- ABS		03.0137-0339.2 650339 03.0420-4519.3 684519	Ø 203 x 38 Ø 203 x 38 Ø 19,05 + RZ / + Zub Kit
<b>ROVER - 200 Hatchback (RF) 11/95→11/00</b>							
 <b>Radbremszylinder</b>							
211 214 Si 218 Si	44 76 88	01/98→03/00 11/95→03/00 08/99→03/00	➔	- ABS		24.3219-1743.3 020485	Ø 19,05 ALU
214 i 216 Si 220 D/SD 220 SDi	55 82 63 77	11/95→03/00 11/95→03/00 11/95→03/00 11/95→03/00	➔	01/96→; - ABS		24.3219-1743.3 020485	Ø 19,05 ALU
218 K Vi	107	11/95→03/00	➔	01/97→; - ABS		24.3219-1743.3 020485	Ø 19,05 ALU
 <b>Bremsbackensatz</b>							
211 214 Si 218 Si	44 76 88	01/98→03/00 11/95→03/00 08/99→03/00	➔	- ABS		03.0137-0339.2 650339 03.0420-4519.3 684519	Ø 203 x 38 Ø 203 x 38 Ø 19,05 + RZ / + Zub Kit
214 i 216 Si 220 D/SD 220 SDi	55 82 63 77	11/95→03/00 11/95→03/00 11/95→03/00 11/95→03/00	➔	01/96→; - ABS		03.0137-0339.2 650339 03.0420-4519.3 684519	Ø 203 x 38 Ø 203 x 38 Ø 19,05 + RZ / + Zub Kit
218 K Vi	107	11/95→03/00	➔	01/97→; - ABS		03.0137-0339.2 650339 03.0420-4519.3 684519	Ø 203 x 38 Ø 203 x 38 Ø 19,05 + RZ / + Zub Kit
<b>ROVER - 200 Hatchback (XW) 10/89→10/95</b>							
<b>Zubehörsatz, Bremsbacken</b>							
214 214 GSi/Si 214 Si/Gsi 218 D	55 76 66 52	09/93→10/95 12/92→10/95 10/89→10/95 09/91→10/95	➔	- ABS		03.0137-9221.2 669221	
216 GSi 216 GSi	82 85	10/89→10/95 10/89→10/95	➔	01/91→; - ABS		03.0137-9221.2 669221	
 <b>Bremsbackensatz</b>							
214 214 GSi/Si 214 Si/Gsi 218 D	55 76 66 52	09/93→10/95 12/92→10/95 10/89→10/95 09/91→10/95	➔	- ABS		03.0137-0339.2 650339 03.0420-3719.3 683719	Ø 203 x 38 TRW Ø 203 x 38 Ø 19,05 + RZ / + Zub Kit
216 GSi 216 GSi	82 85	10/89→10/95 10/89→10/95	➔	01/91→; - ABS		03.0137-0339.2 650339 03.0420-3719.3 683719	Ø 203 x 38 TRW Ø 203 x 38 Ø 19,05 + RZ / + Zub Kit
<b>ROVER - 400 (RT) 05/95→03/00</b>							
 <b>Radbremszylinder</b>							
414 414 Si 420 D 420 Di 420 Si Lux	55 76 63 77 100	03/96→12/99 05/95→03/00 11/95→03/00 05/95→03/00 12/95→03/00	➔	- ABS		24.3219-1743.3 020485	Ø 19,05 ALU
416 Si 416 Si 416 Si	82 83 85	05/95→03/00 05/95→03/00 05/95→03/00	➔	06/95→; - ABS		24.3219-1743.3 020485	Ø 19,05 ALU
 <b>Bremsbackensatz</b>							
414 414 Si	55 76	03/96→12/99 05/95→03/00	➔			03.0137-0339.2 650339	Ø 203 x 38
			➔	- ABS		03.0420-4519.3 684519	Ø 203 x 38 Ø 19,05 + RZ / + Zub Kit
416 Si 416 Si 416 Si	82 83 85	05/95→03/00 05/95→03/00 05/95→03/00	➔	06/95→		03.0137-0339.2 650339	Ø 203 x 38
420 D 420 Di 420 Si Lux	63 77 100	11/95→03/00 05/95→03/00 12/95→03/00	➔			03.0137-0339.2 650339	Ø 203 x 38











	kw			 	! #		
<b>ROVER - 400 (XW) 04/90→04/95</b>							
<b>Zubehörsatz, Bremsbacken</b>							
414	70	01/93→04/95	➡	- ABS		03.0137-9221.2	669221
416 GSI	82	04/90→04/95					
416 GSI/GSE	85	04/90→04/95					
416 GTI	90	04/90→04/95					
416 GTI/GTE	96	04/90→04/95					
418 D	49	09/91→04/95					
<b> Bremsbackensatz</b>							
414	70	01/93→04/95	➡	- ABS		03.0137-0339.2	650339 Ø 203 x 38
416 GSI	82	04/90→04/95					
416 GSI/GSE	85	04/90→04/95					
416 GTI	90	04/90→04/95					
416 GTI/GTE	96	04/90→04/95					
418 D	49	09/91→04/95					
<b>ROVER - 400 Hatchback (RT) 05/95→03/00</b>							
<b> Radbremszylinder</b>							
414	55	03/96→12/97	➡	- ABS		24.3219-1743.3	020485 Ø 19,05 ALU
414 Si	76	05/95→03/00					
416 Si	83	06/95→03/00					
416 Si	85	06/95→03/00					
420 D	63	11/95→03/00					
420 Di	77	05/95→03/00					
420 Si Lux	100	12/95→03/00					
416 Si	82	05/95→03/00	➡	06/95→; - ABS		24.3219-1743.3	020485 Ø 19,05 ALU
<b> Bremsbackensatz</b>							
414	55	03/96→12/97	➡			03.0137-0339.2	650339 Ø 203 x 38
414 Si	76	05/95→03/00	➡	- ABS		03.0420-4519.3	684519 Ø 203 x 38 Ø 19,05 + RZ / + Zub Kit
416 Si	82	05/95→03/00	➡	06/95→		03.0137-0339.2	650339 Ø 203 x 38
416 Si	83	06/95→03/00	➡			03.0137-0339.2	650339 Ø 203 x 38
416 Si	85	06/95→03/00					
420 D	63	11/95→03/00					
420 Di	77	05/95→03/00					
420 Si Lux	100	12/95→03/00					
<b>ROVER - 400 Tourer (XW) 09/93→11/98</b>							
<b>Zubehörsatz, Bremsbacken</b>							
1.6 i	82	05/94→11/98	➡	→ 04/95; - ABS		03.0137-9221.2	669221
1.6 i	90	05/94→11/98					
<b> Bremsbackensatz</b>							
1.6 i	82	05/94→11/98	➡	→ 04/95; - ABS		03.0137-0339.2	650339 Ø 203 x 38
1.6 i	90	05/94→11/98					
<b>ROVER - COUPE 03/96→11/99</b>							
<b> Radbremszylinder</b>							
1.8 16 V	107	03/96→11/99	➡	01/97→; - ABS		24.3219-1743.3	020485 Ø 19,05 ALU
<b> Bremsbackensatz</b>							
1.8 16 V	107	03/96→11/99	➡	01/97→; - ABS		03.0137-0339.2	650339 Ø 203 x 38
						03.0420-4519.3	684519 Ø 203 x 38 Ø 19,05 + RZ / + Zub Kit
<b>ROVER - MINI 01/91→11/00</b>							
<b> Radbremszylinder</b>							
1300	37	04/92→10/96	➡	→ 04/95		24.3219-1401.3	020351 AP Ø 19,05 ALU
1300	37	10/92→11/00					
1300	46	01/92→11/00					
1300	39	01/92→04/95	➡			24.3219-1401.3	020351 AP Ø 19,05 ALU
<b>Zubehörsatz, Bremsbacken</b>							
1300	37	04/92→10/96	➡	→ 04/95		03.0137-9205.2	669205 AP
1300	37	10/92→11/00					
1300	46	01/92→11/00					
1300	39	01/92→04/95	➡			03.0137-9205.2	669205 AP
<b> Bremsbackensatz</b>							
1300	37	04/92→10/96	➡	→ 04/95		03.0137-0080.2	650080 AP Ø 178 x 32
1300	37	10/92→11/00					
↓							






















	kw			 	! #		
<b>ROVER - MINI 01/91→11/00</b>							
 <b>Bremsbackensatz</b>							
1300	46	01/92→11/00	➔	→ 04/95		<b>03.0137-0080.2 650080</b>	AP Ø 178 x 32
1300	39	01/92→04/95	➔			<b>03.0137-0080.2 650080</b>	AP Ø 178 x 32
<b>ROVER - MINI Cabriolet (XN) 09/92→05/01</b>							
<b>Zubehörsatz, Bremsbacken</b>							
1300	46	09/92→04/95	➔	→ 06/93		<b>03.0137-9205.2 669205</b>	AP
 <b>Bremsbackensatz</b>							
1300	46	09/92→04/95	➔	→ 06/93		<b>03.0137-0080.2 650080</b>	AP Ø 178 x 32
<b>SAAB - 9-3 (YS3D) 02/98→08/03</b>							
 <b>Bremsbackensatz, Feststellbremse</b>							
2.0 i	96	02/98→09/02	➔			<b>03.0137-0172.2 650172</b>	Ø 160 x 25
2.0 SE Turbo	147	02/98→09/02					
2.0 Turbo	110	01/01→09/02					
2.0 Turbo	113	10/98→09/02					
2.0 Turbo	136	02/98→09/02					
2.0 Turbo	151	10/99→09/02					
2.2 TiD	85	02/98→11/00					
2.2 TiD	92	11/00→09/02					
2.3	169	09/99→01/02					
2.3 i	110	02/98→09/02					
2.3 Turbo	165	10/98→09/02					
 <b>Seilzug, Feststellbremse</b>							
2.0 i	96	02/98→09/02	➔	⬇; Scheibenbremse	1	<b>24.3727-1106.2 581106</b>	L= 2.180 L2= 1.425
2.0 SE Turbo	147	02/98→09/02					
2.0 Turbo	110	01/01→09/02					
2.0 Turbo	113	10/98→09/02					
2.0 Turbo	136	02/98→09/02					
2.0 Turbo	151	10/99→09/02					
2.2 TiD	85	02/98→11/00					
2.2 TiD	92	11/00→09/02					
2.3	169	09/99→01/02					
2.3 i	110	02/98→09/02					
2.3 Turbo	165	10/98→09/02					
<b>SAAB - 9-3 Cabriolet (YS3D) 02/98→08/03</b>							
 <b>Bremsbackensatz, Feststellbremse</b>							
2.0 i	96	02/98→08/03	➔	→ 07/03		<b>03.0137-0172.2 650172</b>	Ø 160 x 25
2.0 SE Turbo	147	02/98→08/03					
2.0 Turbo	110	01/01→08/03					
2.0 Turbo	113	10/98→08/03					
2.0 Turbo	136	02/98→08/03					
2.0 Turbo	151	10/99→08/03					
2.3 i	110	02/98→08/03					
2.3 Turbo	165	10/99→08/03					
2.3	169	09/99→01/02	➔	10/99→		<b>03.0137-0172.2 650172</b>	Ø 160 x 25
 <b>Seilzug, Feststellbremse</b>							
2.0 i	96	02/98→08/03	➔	⬇; → 07/03; Scheibenbremse	1	<b>24.3727-1106.2 581106</b>	L= 2.180 L2= 1.425
2.0 SE Turbo	147	02/98→08/03					
2.0 Turbo	110	01/01→08/03					
2.0 Turbo	113	10/98→08/03					
2.0 Turbo	136	02/98→08/03					
2.0 Turbo	151	10/99→08/03					
2.3 i	110	02/98→08/03					
2.3 Turbo	165	10/99→08/03					
2.3	169	09/99→01/02	➔	⬇; 10/99→; Scheibenbremse	1	<b>24.3727-1106.2 581106</b>	L= 2.180 L2= 1.425
<b>SAAB - 9-5 (YS3E) 09/97→12/09</b>							
 <b>Bremsbackensatz, Feststellbremse</b>							
1.9 TiD	110	01/06→12/09	➔			<b>03.0137-0172.2 650172</b>	Ø 160 x 25
2.0 t	110	09/97→12/09					
2.0 t	136	07/00→12/09					
2.0 t BioPower	110	01/05→12/09					
2.0 Turbo SE	141	10/98→07/00					
2.2 TiD	88	03/02→12/09					
2.3 t	125	09/97→12/09					
2.3 t	136	01/01→12/09					
2.3 t BioPower	136	01/07→12/09					
2.3 t BioPower	152	11/06→12/09					
2.3 Turbo	134	04/08→12/09					
2.3 Turbo	162	07/03→12/09					










	kW			 	! #		
<b>SAAB - 9-5 (YS3E) 09/97→12/09</b>							
 <b>Bremsbackensatz, Feststellbremse</b>							
2.3 Turbo	169	10/99→09/01	➡			<b>03.0137-0172.2 650172</b>	Ø 160 x 25
2.3 Turbo	184	09/01→12/09					
2.3 Turbo	188	04/08→12/09					
2.3 Turbo	191	11/05→12/09					
3.0 TiD	130	07/01→12/09					
3.0 V6t	147	01/98→12/09					
2.0 t Biopower	132	09/05→12/09	➡	06/06→		<b>03.0137-0172.2 650172</b>	Ø 160 x 25
2.3 Turbo	224	06/03→08/05	➡	→ 03/04		<b>03.0137-0172.2 650172</b>	Ø 160 x 25
 <b>Seilzug, Feststellbremse</b>							
1.9 TiD	110	01/06→12/09	➡	⬇; Scheibenbremse	2	<b>24.3727-1108.2 581108</b>	L= 1.410 L2= 1.410
2.2 TiD	88	03/02→12/09					
2.3 t	136	01/01→12/09					
2.3 Turbo	162	07/03→12/09					
2.3 Turbo	169	10/99→09/01					
2.3 Turbo	184	09/01→12/09					
2.3 Turbo	188	04/08→12/09					
2.3 Turbo	191	11/05→12/09					
3.0 TiD	130	07/01→12/09					
2.0 t	110	09/97→12/09	➡	⬇; W3075143→; Scheibenbremse	2	<b>24.3727-1108.2 581108</b>	L= 1.410 L2= 1.410
2.0 t	136	07/00→12/09					
2.0 t Biopower	132	09/05→12/09	➡	⬇; X3001207→; Scheibenbremse	2	<b>24.3727-1108.2 581108</b>	L= 1.410 L2= 1.410
2.0 t BioPower	110	01/05→12/09					
2.0 Turbo SE	141	10/98→07/00					
2.3 t	125	09/97→12/09					
2.3 t BioPower	136	01/07→12/09					
2.3 t BioPower	152	11/06→12/09					
2.3 Turbo	134	04/08→12/09					
3.0 V6t	147	01/98→12/09					
2.3 Turbo	224	06/03→08/05	➡	⬇; → 03/04; Scheibenbremse	2	<b>24.3727-1108.2 581108</b>	L= 1.410 L2= 1.410
<b>SAAB - 9-5 Kombi (YS3E) 10/98→12/09</b>							
 <b>Bremsbackensatz, Feststellbremse</b>							
1.9 TiD	110	01/06→12/09	➡			<b>03.0137-0172.2 650172</b>	Ø 160 x 25
1.9 TiD	129	01/07→12/09					
2.0 t	110	10/98→12/09					
2.0 t	136	07/00→07/01					
2.0 t	141	10/98→07/00					
2.0 t BioPower	110	01/06→12/09					
2.2 TiD	88	03/02→12/09					
2.3 t	125	10/98→12/09					
2.3 t BioPower	136	01/07→12/09					
2.3 t BioPower	152	11/06→12/09					
2.3 Turbo	162	07/03→12/09					
2.3 Turbo	169	10/99→09/01					
2.3 Turbo	184	09/01→12/09					
2.3 Turbo	188	04/08→12/09					
2.3 Turbo	191	01/06→12/09					
2.3 Turbo	224	06/03→08/05					
3.0 TiD	130	07/01→12/09					
3.0 V6t	147	10/98→12/09					
2.0 t Biopower	132	09/05→12/09	➡	06/06→		<b>03.0137-0172.2 650172</b>	Ø 160 x 25
2.3 t	136	01/01→12/09	➡	01/02→		<b>03.0137-0172.2 650172</b>	Ø 160 x 25
2.3 t BioPower	154	11/06→12/09	➡	01/07→		<b>03.0137-0172.2 650172</b>	Ø 160 x 25
 <b>Seilzug, Feststellbremse</b>							
1.9 TiD	110	01/06→12/09	➡	⬇; Scheibenbremse	2	<b>24.3727-1108.2 581108</b>	L= 1.410 L2= 1.410
1.9 TiD	129	01/07→12/09					
2.2 TiD	88	03/02→12/09					
2.3 t	136	01/01→12/09					
2.3 Turbo	162	07/03→12/09					
2.3 Turbo	169	10/99→09/01					
2.3 Turbo	184	09/01→12/09					
2.3 Turbo	188	04/08→12/09					
2.3 Turbo	191	01/06→12/09					
2.3 Turbo	224	06/03→08/05					
3.0 TiD	130	07/01→12/09					
2.0 t	110	10/98→12/09	➡	⬇; W3075143→; Scheibenbremse	2	<b>24.3727-1108.2 581108</b>	L= 1.410 L2= 1.410
2.0 t	136	07/00→07/01					
2.0 t	141	10/98→07/00	➡	⬇; X3001207→; Scheibenbremse	2	<b>24.3727-1108.2 581108</b>	L= 1.410 L2= 1.410
2.0 t Biopower	132	09/05→12/09					
2.0 t BioPower	110	01/06→12/09					
2.3 t	125	10/98→12/09					
2.3 t BioPower	136	01/07→12/09					
2.3 t BioPower	152	11/06→12/09					
2.3 t BioPower	154	11/06→12/09					
3.0 V6t	147	10/98→12/09	➡	⬇; W3075143→; Scheibenbremse	2	<b>24.3727-1108.2 581108</b>	L= 1.410 L2= 1.410








	kW				! #		
<b>SAAB - 9-5 Kombi (YS3E) 10/98→12/09</b>							
 <b>Seilzug, Feststellbremse</b>							
3.0 V6t	147	10/98→12/09	➡	⬇; X3001206→; Scheibenbremse	2	24.3727-1108.2 581108	L= 1.410 L2= 1.410
<b>SAAB - 900 II 07/93→04/99</b>							
 <b>Bremsbackensatz, Feststellbremse</b>							
2.0 -16 Turbo	136	07/93→02/98	➡	09/93→		03.0137-0172.2 650172	Ø 160 x 25
2.3 -16	110	07/93→02/98					
2.5 -24 V6	125	07/93→02/98					
2.0 i	96	08/94→02/98	➡			03.0137-0172.2 650172	Ø 160 x 25
 <b>Seilzug, Feststellbremse</b>							
2.0 -16 Turbo	136	07/93→02/98	➡	⬇; V7002550→; Scheibenbremse	2	24.3727-1106.2 581106	L= 2.180 L2= 1.425
2.0 i	96	08/94→02/98					
2.3 -16	110	07/93→02/98	➡	⬇; V2011537→; Scheibenbremse	2	24.3727-1106.2 581106	L= 2.180 L2= 1.425
2.5 -24 V6	125	07/93→02/98					
<b>SAAB - 900 II Cabriolet 09/93→04/99</b>							
 <b>Bremsbackensatz, Feststellbremse</b>							
2.0 -16 Turbo	136	12/93→02/98	➡			03.0137-0172.2 650172	Ø 160 x 25
2.0 i	96	12/93→02/98					
2.3 -16	110	12/93→02/98					
2.5 -24 V6	125	12/93→02/98					
 <b>Seilzug, Feststellbremse</b>							
2.0 -16 Turbo	136	12/93→02/98	➡	⬇; V7002550→; Scheibenbremse	2	24.3727-1106.2 581106	L= 2.180 L2= 1.425
2.0 i	96	12/93→02/98					
2.3 -16	110	12/93→02/98	➡	⬇; V2011537→; Scheibenbremse	2	24.3727-1106.2 581106	L= 2.180 L2= 1.425
2.5 -24 V6	125	12/93→02/98					
<b>SAAB - 900 II Coupe 12/93→04/99</b>							
 <b>Bremsbackensatz, Feststellbremse</b>							
2.0 -16 Turbo	136	12/93→02/98	➡			03.0137-0172.2 650172	Ø 160 x 25
2.0 i	96	08/94→02/98					
2.3 -16	110	12/93→02/98					
2.5 -24 V6	125	12/93→02/98					
 <b>Seilzug, Feststellbremse</b>							
2.0 -16 Turbo	136	12/93→02/98	➡	⬇; V7002550→; Scheibenbremse	2	24.3727-1106.2 581106	L= 2.180 L2= 1.425
2.0 i	96	08/94→02/98					
2.3 -16	110	12/93→02/98	➡	⬇; V2011537→; Scheibenbremse	2	24.3727-1106.2 581106	L= 2.180 L2= 1.425
2.5 -24 V6	125	12/93→02/98					
<b>SAAB - 9000 04/85→12/98</b>							
 <b>Seilzug, Feststellbremse</b>							
2.0 -16 CD	96	09/93→12/98	➡	☐; → 08/96; Scheibenbremse		24.3727-1105.2 581105	L= 2.025
2.0 -16 CD	110	09/93→12/98	➡	☐; 09/96→ 05/98; Scheibenbremse		24.3727-1105.2 581105	L= 2.025
2.3 -16 CDE	108	09/93→12/98	➡	☐; 09/96→ 05/98; Scheibenbremse		24.3727-1107.2 581107	L= 1.892
2.3 -16 CDE Eco-Power	125	09/93→12/98	➡	☐; → 08/96; Scheibenbremse		24.3727-1107.2 581107	L= 1.892
2.0 -16 Turbo CD	108	09/92→12/98	➡	☐; → 08/93; Scheibenbremse		24.3727-1105.2 581105	L= 2.025
2.0 -16 Turbo CD	136	09/89→12/98	➡	☐; 09/96→ 05/98; Scheibenbremse		24.3727-1105.2 581105	L= 2.025
			➡	☐; 09/93→ 08/96; Scheibenbremse		24.3727-1105.2 581105	L= 2.025
			➡	☐; 09/96→ 05/98; Scheibenbremse		24.3727-1107.2 581107	L= 1.892
			➡	☐; 09/93→ 08/96; Scheibenbremse		24.3727-1107.2 581107	L= 1.892
			➡	☐; → 08/93; Scheibenbremse		24.3727-1107.2 581107	L= 1.892
2.3 -16 CD	107	08/89→12/98	➡	☐; 09/89→ 08/93; Scheibenbremse		24.3727-1105.2 581105	L= 2.025
			➡	☐; 09/89→ 08/93; Scheibenbremse		24.3727-1107.2 581107	L= 1.892
2.3 -16 CD Turbo	147	07/90→12/98	➡	☐; 09/96→ 05/98; Scheibenbremse		24.3727-1105.2 581105	L= 2.025
			➡	☐; 09/93→ 08/96; Scheibenbremse		24.3727-1105.2 581105	L= 2.025
			➡	☐; 09/96→ 05/98; Scheibenbremse		24.3727-1107.2 581107	L= 1.892
			➡	☐; 09/93→ 08/96; Scheibenbremse		24.3727-1107.2 581107	L= 1.892
3.0 -24 V6 CD/CDE	155	07/94→12/98	➡	☐; 09/94→ 08/96; Scheibenbremse		24.3727-1105.2 581105	L= 2.025
			➡	☐; 09/96→ 05/98; Scheibenbremse		24.3727-1105.2 581105	L= 2.025
			➡	☐; 09/96→ 05/98; Scheibenbremse		24.3727-1107.2 581107	L= 1.892
			➡	☐; 09/94→ 08/96; Scheibenbremse		24.3727-1107.2 581107	L= 1.892

	kw			 	! #		
<b>SAAB - 9000 Schrägheck 09/84→12/98</b>							
 <b>Seilzug, Feststellbremse</b>							
2.0 -16 CS	94	01/89→12/98	➡	☐; → 08/89; Scheibenbremse	2	24.3727-1105.2 581105	L= 2.025
			➡	☐; 09/89→ 08/93; Scheibenbremse	2	24.3727-1105.2 581105	L= 2.025
			➡	☐; 09/89→ 08/93; Scheibenbremse	2	24.3727-1107.2 581107	L= 1.892
			➡	☐; → 08/89; Scheibenbremse	2	24.3727-1107.2 581107	L= 1.892
2.0 -16 CS	96	09/93→12/98	➡	☐; → 08/96; Scheibenbremse	2	24.3727-1105.2 581105	L= 2.025
2.0 -16 ND Turbo	110	09/93→12/98	➡	☐; 09/96→ 05/98; Scheibenbremse	2	24.3727-1105.2 581105	L= 2.025
2.3 -16 CSE	108	09/93→12/98	➡	☐; 09/96→ 05/98; Scheibenbremse	2	24.3727-1107.2 581107	L= 1.892
2.3 -16 CSE Eco Power	125	09/93→12/98	➡	☐; → 08/96; Scheibenbremse	2	24.3727-1107.2 581107	L= 1.892
2.3 -16 Turbo CSE	147	09/93→12/98	➡	☐; → 08/96; Scheibenbremse	2	24.3727-1107.2 581107	L= 1.892
2.0 -16 Turbo CS	136	09/88→12/98	➡	☐; 09/89→ 08/93; Scheibenbremse	2	24.3727-1105.2 581105	L= 2.025
			➡	☐; → 08/89; Scheibenbremse	2	24.3727-1105.2 581105	L= 2.025
			➡	☐; 09/96→ 05/98; Scheibenbremse	2	24.3727-1105.2 581105	L= 2.025
			➡	☐; 09/93→ 08/96; Scheibenbremse	2	24.3727-1105.2 581105	L= 2.025
			➡	☐; 09/96→ 05/98; Scheibenbremse	2	24.3727-1107.2 581107	L= 1.892
			➡	☐; → 08/89; Scheibenbremse	2	24.3727-1107.2 581107	L= 1.892
			➡	☐; 09/89→ 08/93; Scheibenbremse	2	24.3727-1107.2 581107	L= 1.892
			➡	☐; 09/93→ 08/96; Scheibenbremse	2	24.3727-1107.2 581107	L= 1.892
2.3 -16 Aero CS	162	02/93→12/98	➡	☐; 09/96→ 05/98; Scheibenbremse	2	24.3727-1105.2 581105	L= 2.025
2.3 -16 Aero CS	165	02/93→12/98	➡	☐; 09/93→ 08/96; Scheibenbremse	2	24.3727-1105.2 581105	L= 2.025
2.3 -16 Turbo	143	09/90→12/98	➡	☐; 09/96→ 05/98; Scheibenbremse	2	24.3727-1107.2 581107	L= 1.892
			➡	☐; 09/93→ 08/96; Scheibenbremse	2	24.3727-1107.2 581107	L= 1.892
2.3 -16 CS	107	09/89→12/98	➡	☐; → 08/93; Scheibenbremse	2	24.3727-1105.2 581105	L= 2.025
			➡	☐; → 08/93; Scheibenbremse	2	24.3727-1107.2 581107	L= 1.892
3.0 -24 V6 CS/CSE	155	07/94→12/98	➡	☐; 09/94→ 08/96; Scheibenbremse	2	24.3727-1105.2 581105	L= 2.025
			➡	☐; 09/96→ 05/98; Scheibenbremse	2	24.3727-1105.2 581105	L= 2.025
			➡	☐; 09/96→ 05/98; Scheibenbremse	2	24.3727-1107.2 581107	L= 1.892
			➡	☐; 09/94→ 08/96; Scheibenbremse	2	24.3727-1107.2 581107	L= 1.892
<b>SEAT - ALHAMBRA (7V8, 7V9) 04/96→03/10</b>							
 <b>Seilzug, Feststellbremse</b>							
1.8 T 20V	110	10/97→03/10	➡	☐; 05/98→ 04/00; Scheibenbremse	2	24.3727-0163.2 580163	L= 1.293
			➡	☐; 05/00→; Scheibenbremse	2	24.3727-3404.2 583404	L= 1.320
1.9 TDI	66	04/96→03/10	➡	☐; Scheibenbremse	2	24.3727-0163.2 580163	L= 1.293
1.9 TDI	85	06/00→03/10					
1.9 TDI	96	11/02→11/08					
1.9 TDI	110	05/05→05/07					
2.0 i	85	04/96→03/10					
2.0 TDI	103	11/05→03/10					
1.9 TDI	81	08/96→06/00	➡	☐; 10/97→ 05/00; Scheibenbremse	2	24.3727-0163.2 580163	L= 1.293
1.9 TDI 4motion	85	06/00→03/10	➡	☐; 02/01→; Scheibenbremse	2	24.3727-3404.2 583404	L= 1.320
2.8 V6 4motion	150	06/00→03/10	➡	☐; Scheibenbremse	2	24.3727-3404.2 583404	L= 1.320
2.8 V6	150	06/00→03/10	➡	☐; Scheibenbremse	2	24.3727-3404.2 583404	L= 1.320
<b>SEAT - ALTEA (5P1) 03/04→</b>							
 <b>Seilzug, Feststellbremse</b>							
1.2 TSI	77	04/10→	➡	☐; Scheibenbremse	2	24.3727-0195.2 580195	L= 1.447
1.4 16V	63	05/06→					
1.4 TSI	92	11/07→				24.3727-2708.2 582708	L= 1.447
1.6	75	03/04→					
1.6 LPG	75	09/09→					
1.6 TDI	66	11/10→					
1.6 TDI	77	10/09→					
1.8 TFSI	118	01/07→					
1.9 TDI	66	08/09→					
1.9 TDI	77	04/04→					
2.0 FSI	110	05/04→03/09					
2.0 TDI	100	03/04→05/09					
2.0 TDI	103	11/05→					
2.0 TDI	125	03/06→					
2.0 TDI 16V	103	03/04→					
2.0 TFSI	147	04/06→05/09					








	kw			 	! #		
<b>SEAT - ALTEA XL (5P5, 5P8) 10/06→</b>							
 <b>Seilzug, Feststellbremse</b>							
1.2 TSI	77	04/10→	➔	⬇️; Scheibenbremse	2	24.3727-0195.2 580195	L= 1.447
1.4 TSI	92	11/07→				24.3727-2708.2 582708	L= 1.447
1.6	75	10/06→					
1.6 LPG	75	09/09→					
1.6 Multifuel	75	10/06→					
1.6 TDI	66	11/10→					
1.6 TDI	77	10/09→					
1.8 TFSI	118	01/07→					
1.9 TDI	66	08/09→					
1.9 TDI	77	10/06→					
1.9 TDI 4x4	77	06/09→12/10					
2.0 FSI	110	10/06→03/09					
2.0 TDI	100	11/06→03/09					
2.0 TDI	103	10/06→					
2.0 TDI	125	06/07→					
2.0 TDI 16V	103	10/06→					
2.0 TDI 16V 4x4	103	10/10→					
2.0 TDI 4x4	103	06/07→					
2.0 TDI 4x4	125	06/07→					
2.0 TFSI	147	10/06→05/09					
2.0 TFSI 4x4	147	06/07→05/09					
2.0 TFSI 4x4	155	05/09→					
1.4 16V	63	10/06→	➔	⬇️; 05/08→; Scheibenbremse	2	24.3727-0195.2 580195	L= 1.447
						24.3727-2708.2 582708	L= 1.447
<b>SEAT - AROSA (6H) 05/97→06/04</b>							
 <b>Radbremszylinder</b>							
1.0	37	05/97→06/04	➔	- ABS		24.3215-0903.3 020154	Ø 15,87 ALU
1.0	37	10/98→01/01					
1.4	44	05/97→06/04	➔	+ ABS		24.3217-0908.3 020167	Ø 17,46 ALU
1.4 TDI	55	01/00→06/04					
1.7 SDI	44	08/97→06/04	➔	11/97→; - ABS		24.3215-0903.3 020154	Ø 15,87 ALU
			➔	11/97→; + ABS		24.3217-0908.3 020167	Ø 17,46 ALU
<b>Zubehörsatz, Bremsbacken</b>							
1.0	37	05/97→06/04	➔	→ 6H-X-090000		03.0137-9008.2 669008	
1.0	37	10/98→01/01					
1.4	44	05/97→06/04	➔	6H-X-090001→		03.0137-9168.2 669168	VW
1.4 TDI	55	01/00→06/04					
1.7 SDI	44	08/97→06/04	➔	11/97→; → 6H-X-090000		03.0137-9008.2 669008	
			➔	6H-X-090001→		03.0137-9168.2 669168	VW
<b>Bremstrommel</b>							
1.0	37	05/97→06/04	➔	→ 6H-X-090000		24.0218-0007.1 480003	Ø 180,0 x 38,5 / 181 - RLG
1.0	37	10/98→01/01				24.0218-0707.2 480211	Ø 180,0 x 38,5 / 181 + RLG
1.4	44	05/97→06/04					
1.4 TDI	55	01/00→06/04	➔	6H-X-090001→		24.0220-0032.1 480130	Ø 200,0 x 50,1 / 201,5
1.7 SDI	44	08/97→06/04	➔	11/97→; → 6H-X-090000		24.0218-0007.1 480003	Ø 180,0 x 38,5 / 181 - RLG
			➔	6H-X-090001→		24.0218-0707.2 480211	Ø 180,0 x 38,5 / 181 + RLG
			➔	6H-X-090001→		24.0220-0032.1 480130	Ø 200,0 x 50,1 / 201,5
<b>Bremsbackensatz</b>							
1.0	37	05/97→06/04	➔	→ 6H-X-090000		03.0137-0126.2 650126	Ø 180 x 31 + HEB
1.0	37	10/98→01/01					
1.4	44	05/97→06/04	➔	6H-X-090001→		03.0137-0268.2 650268	VW Ø 200 x 40 + HEB
1.4 TDI	55	01/00→06/04	➔	6H-X-090001→; + ABS		03.0420-1517.3 681517	VW Ø 200 x 40 Ø 17,46 + RZ / + Zub Kit
						03.0520-1517.3 691517	VW Ø 200 x 40 Ø 17,46 + RZ / + Zub TopKit
			➔	→ 6H-X-090000; - ABS		03.0520-0215.3 690215	VW Ø 180 x 31 Ø 15,87 + RZ / + Zub TopKit
			➔	6H-X-090001→; - ABS		03.0520-0415.3 690415	VW Ø 200 x 40 Ø 15,87 + RZ / + Zub TopKit
			➔	→ 6H-X-090000; + ABS		03.0520-3917.3 693917	VW Ø 180 x 31 Ø 17,46 + RZ / + Zub TopKit
1.7 SDI	44	08/97→06/04	➔	11/97→; → 6H-X-090000		03.0137-0126.2 650126	Ø 180 x 31 + HEB
			➔	6H-X-090001→		03.0137-0268.2 650268	VW Ø 200 x 40 + HEB
			➔	6H-X-090001→; + ABS		03.0420-1517.3 681517	VW Ø 200 x 40 Ø 17,46 + RZ / + Zub Kit
						03.0520-1517.3 691517	VW Ø 200 x 40 Ø 17,46 + RZ / + Zub TopKit
↓							













	kw			 	! #		
<b>SEAT - AROSA (6H) 05/97→06/04</b>							
 <b>Bremsbackensatz</b>							
1.7 SDI	44	08/97→06/04	➔	11/97→; → 6H-X-090000; - ABS		<b>03.0520-0215.3 690215</b>	VW Ø 180 x 31 Ø 15,87 + RZ / + Zub TopKit
			➔	6H-X-090001→; - ABS		<b>03.0520-0415.3 690415</b>	VW Ø 200 x 40 Ø 15,87 + RZ / + Zub TopKit
			➔	11/97→; → 6H-X-090000; + ABS		<b>03.0520-3917.3 693917</b>	VW Ø 180 x 31 Ø 17,46 + RZ / + Zub TopKit
 <b>Seilzug, Feststellbremse</b>							
1.0	37	05/97→06/04	➔	⏏; 6H-W-028001→; Scheiben/Trommel	2	<b>24.3727-0159.2 580159</b>	L= 1.392
1.0	37	10/98→01/01	➔	⏏; - ABS; → 6H-W-028000; Trommelbremse	2	<b>24.3727-2702.2 582702</b>	L= 1.395
1.4	44	05/97→06/04	➔	⏏; + ABS; → 6H-W-028000; Trommelbremse	2	<b>24.3727-2707.2 582707</b>	L= 1.496
1.4 16V	74	01/00→06/04	➔	⏏; Scheiben/Trommel	2	<b>24.3727-0159.2 580159</b>	L= 1.392
1.4 TDI	55	01/00→06/04	➔	⏏; 6H-W-028001→; Scheiben/Trommel	2	<b>24.3727-0159.2 580159</b>	L= 1.392
1.7 SDI	44	08/97→06/04	➔	⏏; 11/97→; - ABS; → 6H-W-028000; Trommelbremse	2	<b>24.3727-2702.2 582702</b>	L= 1.395
			➔	⏏; 11/97→; + ABS; → 6H-W-028000; Trommelbremse	2	<b>24.3727-2707.2 582707</b>	L= 1.496
<b>SEAT - CORDOBA (6K1, 6K2) 02/93→10/99</b>							
 <b>Radbremszylinder</b>							
1.0 i	37	09/96→06/99	➔	06/99→		<b>24.3217-0908.3 020167</b>	Ø 17,46 ALU
1.4	40	12/97→04/99	➔	+PR 1KA,1KB		<b>24.3217-0908.3 020167</b>	Ø 17,46 ALU
			➔	+PR 1KM		<b>24.3219-0909.3 020188</b>	Ø 19,05 ALU
1.4 i	44	06/94→06/99	➔	→ 12/96		<b>03.3217-2112.3 020027</b>	Ø 17,46 GG
1.4 i 16V	74	09/96→06/99	➔	01/97→ 05/99; +PR 1KA,1KB		<b>24.3217-0908.3 020167</b>	Ø 17,46 ALU
1.6 i	74	07/96→10/99	➔	01/97→ 05/99; +PR 1KM		<b>24.3219-0909.3 020188</b>	Ø 19,05 ALU
1.6 i	55	02/93→06/99	➔	11/93→ 12/96		<b>03.3217-2112.3 020027</b>	Ø 17,46 GG
			➔	01/97→ 05/99; +PR 1KA,1KB		<b>24.3217-0908.3 020167</b>	Ø 17,46 ALU
			➔	01/97→ 05/99; +PR 1KM		<b>24.3219-0909.3 020188</b>	Ø 19,05 ALU
1.6 i	55	05/94→06/99	➔	→ 05/99; +PR 1KB		<b>24.3217-0908.3 020167</b>	Ø 17,46 ALU
			➔	→ 05/99; +PR 1KM		<b>24.3219-0909.3 020188</b>	Ø 19,05 ALU
1.8 i	66	02/93→06/99	➔	11/93→ 12/96		<b>03.3217-2112.3 020027</b>	Ø 17,46 GG
			➔	01/97→ 05/99; +PR 1KB		<b>24.3217-0908.3 020167</b>	Ø 17,46 ALU
			➔	01/97→ 05/99; +PR 1KM		<b>24.3219-0909.3 020188</b>	Ø 19,05 ALU
1.9 D	47	01/96→08/96	➔			<b>03.3217-2112.3 020027</b>	Ø 17,46 GG
						<b>24.3217-0908.3 020167</b>	Ø 17,46 ALU
1.9 D	50	02/93→08/96	➔	11/93→		<b>03.3217-2112.3 020027</b>	Ø 17,46 GG
1.9 TD	55	02/93→08/96	➔			<b>24.3217-0908.3 020167</b>	Ø 17,46 ALU
1.9 SDI	47	08/96→06/99	➔	→ 12/96		<b>03.3217-2112.3 020027</b>	Ø 17,46 GG
1.9 TDI	66	08/96→06/99	➔	01/97→ 05/99; +PR 1KB		<b>24.3217-0908.3 020167</b>	Ø 17,46 ALU
			➔	01/97→ 05/99; +PR 1KM		<b>24.3219-0909.3 020188</b>	Ø 19,05 ALU
<b>Zubehörsatz, Bremsbacken</b>							
1.0 i	37	09/96→06/99		06/99→		<b>03.0137-9168.2 669168</b>	VW
1.4	40	12/97→04/99	➔	+PR 1KA		<b>03.0137-9008.2 669008</b>	
			➔	+PR 1KB,1KM		<b>03.0137-9168.2 669168</b>	VW
1.4 i	44	06/94→06/99	➔	01/97→ 05/99; +PR 1KA		<b>03.0137-9008.2 669008</b>	
1.4 i 16V	74	09/96→06/99	➔	→ 12/96; - ABS		<b>03.0137-9008.2 669008</b>	
1.6 i	74	07/96→10/99	➔	→ 12/96; + ABS		<b>03.0137-9168.2 669168</b>	VW
			➔	01/97→ 05/99; +PR 1KB,1KM		<b>03.0137-9168.2 669168</b>	VW
1.6 i	55	02/93→06/99	➔	11/93→ 12/96; - ABS		<b>03.0137-9008.2 669008</b>	
			➔	01/97→ 05/99; +PR 1KA		<b>03.0137-9008.2 669008</b>	
			➔	11/93→ 12/96; + ABS		<b>03.0137-9168.2 669168</b>	VW
↓							











	kW			 	! #		
<b>SEAT - CORDOBA (6K1, 6K2) 02/93→10/99</b>							
<b>Zubehörsatz, Bremsbacken</b>							
1.6 i	55	02/93→06/99	➡	01/97→ 05/99; +PR 1KB,1KM		03.0137-9168.2 669168	VW
1.6 i	55	05/94→06/99	➡	→ 05/99; +PR 1KB,1KM		03.0137-9168.2 669168	VW
1.8 i	66	02/93→06/99	➡	11/93→ 12/96		03.0137-9168.2 669168	VW
			➡	01/97→ 05/99; +PR 1KB,1KM		03.0137-9168.2 669168	VW
1.9 D	47	01/96→08/96	➡			03.0137-9168.2 669168	VW
1.9 D 1.9 TD	50	02/93→08/96	➡	11/93→		03.0137-9168.2 669168	VW
	55	02/93→08/96	➡				
1.9 SDI 1.9 TDI	47	08/96→06/99	➡	01/97→ 05/99; +PR 1KB,1KM		03.0137-9168.2 669168	VW
	66	08/96→06/99	➡	→ 12/96		03.0137-9168.2 669168	VW
<b> Bremstrommel</b>							
1.0 i	37	09/96→06/99	➡	06/99→		24.0220-0032.1 480130	Ø 200,0 x 50,1 / 201,5
1.4	40	12/97→04/99	➡	- ABS		24.0218-0007.1 480003	Ø 180,0 x 38,5 / 181 - RLG
						24.0218-0707.2 480211	Ø 180,0 x 38,5 / 181 + RLG
			➡	→ 6K-X-290000; + ABS		24.0220-0018.1 480019	Ø 200,0 x 50 / 201 - RLG / - ABS Ring
						24.0220-0718.2 480209	Ø 200,0 x 50 / 201 + RLG / - ABS Ring
			➡	6K-X-290001→; + ABS		24.0220-0032.1 480130	Ø 200,0 x 50,1 / 201,5
1.4 i 1.4 i 16V 1.6 i	44	06/94→06/99	➡	→ 05/99; - ABS		24.0218-0007.1 480003	Ø 180,0 x 38,5 / 181 - RLG
	74	09/96→06/99	➡			24.0218-0707.2 480211	Ø 180,0 x 38,5 / 181 + RLG
	74	07/96→10/99	➡	→ 6K-X-290000; + ABS		24.0220-0018.1 480019	Ø 200,0 x 50 / 201 - RLG / - ABS Ring
						24.0220-0718.2 480209	Ø 200,0 x 50 / 201 + RLG / - ABS Ring
			➡	6K-X-290001→; → 05/99; + ABS		24.0220-0032.1 480130	Ø 200,0 x 50,1 / 201,5
1.6 i	55	02/93→06/99	➡	11/93→ 05/99; - ABS		24.0218-0007.1 480003	Ø 180,0 x 38,5 / 181 - RLG
						24.0218-0707.2 480211	Ø 180,0 x 38,5 / 181 + RLG
			➡	11/93→; → 6K-X-290000; + ABS		24.0220-0018.1 480019	Ø 200,0 x 50 / 201 - RLG / - ABS Ring
						24.0220-0718.2 480209	Ø 200,0 x 50 / 201 + RLG / - ABS Ring
			➡	6K-X-290001→; → 05/99; + ABS		24.0220-0032.1 480130	Ø 200,0 x 50,1 / 201,5
1.6 i 1.9 SDI 1.9 TDI	55	05/94→06/99	➡	→ 6K-X-290000		24.0220-0018.1 480019	Ø 200,0 x 50 / 201 - RLG / - ABS Ring
	47	08/96→06/99	➡			24.0220-0718.2 480209	Ø 200,0 x 50 / 201 + RLG / - ABS Ring
	66	08/96→06/99	➡				
			➡	6K-X-290001→; → 05/99		24.0220-0032.1 480130	Ø 200,0 x 50,1 / 201,5
1.8 i	66	02/93→06/99	➡	11/93→; → 6K-X-290000		24.0220-0018.1 480019	Ø 200,0 x 50 / 201 - RLG / - ABS Ring
						24.0220-0718.2 480209	Ø 200,0 x 50 / 201 + RLG / - ABS Ring
			➡	6K-X-290001→; → 05/99		24.0220-0032.1 480130	Ø 200,0 x 50,1 / 201,5
1.9 D	47	01/96→08/96	➡	→ 6K-X-290000		24.0220-0018.1 480019	Ø 200,0 x 50 / 201 - RLG / - ABS Ring
						24.0220-0718.2 480209	Ø 200,0 x 50 / 201 + RLG / - ABS Ring
			➡	6K-X-290001→		24.0220-0032.1 480130	Ø 200,0 x 50,1 / 201,5
1.9 D 1.9 TD	50	02/93→08/96	➡	11/93→; → 6K-X-290000		24.0220-0018.1 480019	Ø 200,0 x 50 / 201 - RLG / - ABS Ring
	55	02/93→08/96	➡			24.0220-0718.2 480209	Ø 200,0 x 50 / 201 + RLG / - ABS Ring
				➡	6K-X-290001→		24.0220-0032.1 480130
<b> Bremsbackensatz</b>							
1.0 i	37	09/96→06/99	➡	06/99→		03.0137-0268.2 650268	VW Ø 200 x 40 + HEB
						03.0520-1517.3 691517	VW Ø 200 x 40 Ø 17,46 + RZ / + Zub TopKit
1.4	40	12/97→04/99	➡	+PR 1KA		03.0137-0126.2 650126	Ø 180 x 31 + HEB
			➡	+PR 1KB,1KM		03.0137-0268.2 650268	VW Ø 200 x 40 + HEB
			➡	- ABS		03.0420-0617.3 680617	VW Ø 180 x 31 Ø 17,46 + RZ / + Zub Kit
						03.0520-3917.3 693917	VW Ø 180 x 31 Ø 17,46 + RZ / + Zub TopKit
↓							














	kW			 	! #		
<b>SEAT - CORDOBA (6K1, 6K2) 02/93→10/99</b>							
<b>Bremsbackensatz</b>							
1.4	40	12/97→04/99	➡	+ ABS		<b>03.0420-1517.3 681517</b> <b>03.0520-1517.3 691517</b>	VW Ø 200 x 40 Ø 17,46 + RZ / + Zub Kit VW Ø 200 x 40 Ø 17,46 + RZ / + Zub TopKit
1.4 i 1.4 i 16V 1.6 i	44 74 74	06/94→06/99 09/96→06/99 07/96→10/99	➡	01/97→ 05/99; +PR 1KA		<b>03.0137-0126.2 650126</b>	Ø 180 x 31 + HEB
			➡	→ 12/96; - ABS		<b>03.0137-0126.2 650126</b>	Ø 180 x 31 + HEB
			➡	→ 12/96; + ABS		<b>03.0137-0268.2 650268</b>	VW Ø 200 x 40 + HEB
			➡	01/97→ 05/99; +PR 1KB,1KM		<b>03.0137-0268.2 650268</b>	VW Ø 200 x 40 + HEB
			➡	→ 05/99; - ABS		<b>03.0420-0617.3 680617</b> <b>03.0520-3917.3 693917</b>	VW Ø 180 x 31 Ø 17,46 + RZ / + Zub Kit VW Ø 180 x 31 Ø 17,46 + RZ / + Zub TopKit
			➡	→ 05/99; + ABS		<b>03.0420-1517.3 681517</b> <b>03.0520-1517.3 691517</b>	VW Ø 200 x 40 Ø 17,46 + RZ / + Zub Kit VW Ø 200 x 40 Ø 17,46 + RZ / + Zub TopKit
			➡	→ 05/99; + ABS		<b>03.0420-1517.3 681517</b> <b>03.0520-1517.3 691517</b>	VW Ø 200 x 40 Ø 17,46 + RZ / + Zub Kit VW Ø 200 x 40 Ø 17,46 + RZ / + Zub TopKit
1.6 i	55	02/93→06/99	➡	11/93→ 12/96; - ABS		<b>03.0137-0126.2 650126</b>	Ø 180 x 31 + HEB
			➡	01/97→ 05/99; +PR 1KA		<b>03.0137-0126.2 650126</b>	Ø 180 x 31 + HEB
			➡	11/93→ 12/96; + ABS		<b>03.0137-0268.2 650268</b>	VW Ø 200 x 40 + HEB
			➡	01/97→ 05/99; +PR 1KB,1KM		<b>03.0137-0268.2 650268</b>	VW Ø 200 x 40 + HEB
			➡	11/93→ 05/99; - ABS		<b>03.0420-0617.3 680617</b> <b>03.0520-3917.3 693917</b>	VW Ø 180 x 31 Ø 17,46 + RZ / + Zub Kit VW Ø 180 x 31 Ø 17,46 + RZ / + Zub TopKit
			➡	11/93→ 05/99; + ABS		<b>03.0420-1517.3 681517</b> <b>03.0520-1517.3 691517</b>	VW Ø 200 x 40 Ø 17,46 + RZ / + Zub Kit VW Ø 200 x 40 Ø 17,46 + RZ / + Zub TopKit
1.6 i	55	05/94→06/99	➡	→ 05/99; +PR 1KB,1KM		<b>03.0137-0268.2 650268</b>	VW Ø 200 x 40 + HEB
			➡	→ 05/99		<b>03.0420-1517.3 681517</b> <b>03.0520-1517.3 691517</b>	VW Ø 200 x 40 Ø 17,46 + RZ / + Zub Kit VW Ø 200 x 40 Ø 17,46 + RZ / + Zub TopKit
			➡	→ 05/99; +PR 1KB,1KM		<b>03.0137-0268.2 650268</b>	VW Ø 200 x 40 + HEB
1.8 i	66	02/93→06/99	➡	11/93→ 12/96		<b>03.0137-0268.2 650268</b>	VW Ø 200 x 40 + HEB
			➡	01/97→ 05/99; +PR 1KB,1KM		<b>03.0137-0268.2 650268</b>	VW Ø 200 x 40 + HEB
			➡	11/93→ 05/99		<b>03.0420-1517.3 681517</b> <b>03.0520-1517.3 691517</b>	VW Ø 200 x 40 Ø 17,46 + RZ / + Zub Kit VW Ø 200 x 40 Ø 17,46 + RZ / + Zub TopKit
1.9 D	47	01/96→08/96	➡			<b>03.0137-0268.2 650268</b> <b>03.0420-1517.3 681517</b> <b>03.0520-1517.3 691517</b>	VW Ø 200 x 40 + HEB VW Ø 200 x 40 Ø 17,46 + RZ / + Zub Kit VW Ø 200 x 40 Ø 17,46 + RZ / + Zub TopKit
1.9 D 1.9 TD	50 55	02/93→08/96 02/93→08/96	➡	11/93→		<b>03.0137-0268.2 650268</b>	VW Ø 200 x 40 + HEB
			➡			<b>03.0420-1517.3 681517</b>	VW Ø 200 x 40 Ø 17,46 + RZ / + Zub Kit
			➡			<b>03.0520-1517.3 691517</b>	VW Ø 200 x 40 Ø 17,46 + RZ / + Zub TopKit
1.9 SDI 1.9 TDI	47 66	08/96→06/99 08/96→06/99	➡	01/97→ 05/99; +PR 1KB,1KM		<b>03.0137-0268.2 650268</b>	VW Ø 200 x 40 + HEB
			➡	→ 12/96		<b>03.0137-0268.2 650268</b>	VW Ø 200 x 40 + HEB
			➡	→ 05/99		<b>03.0420-1517.3 681517</b> <b>03.0520-1517.3 691517</b>	VW Ø 200 x 40 Ø 17,46 + RZ / + Zub Kit VW Ø 200 x 40 Ø 17,46 + RZ / + Zub TopKit
<b>Seilzug, Feststellbremse</b>							
1.0 i	37	09/96→06/99	➡	⚠; 06/99→; Trommelbremse	2	<b>24.3727-0162.2 580162</b>	L= 1.514
1.4	40	12/97→04/99	➡	⚠; 6K-W-169290→; Scheiben/Trommel; - ABS	2	<b>24.3727-0161.2 580161</b>	L= 1.512
			➡	⚠; 6K-ZR126719→ 6K-W-169289; Scheiben/Trommel	2	<b>24.3727-0161.2 580161</b>	L= 1.512
			➡	⚠; 6K-ZR663843→ 6K-W-169289; Scheiben/Trommel	2	<b>24.3727-0161.2 580161</b>	L= 1.512
			➡	⚠; 6K-W-169290→; + ABS; Scheiben/Trommel	2	<b>24.3727-0162.2 580162</b>	L= 1.514
↓							
























	kw			 	! #			
<b>SEAT - CORDOBA (6K1, 6K2) 02/93→10/99</b>								
<b>Seilzug, Feststellbremse</b>								
1.4	40	12/97→04/99	➡	↕; → 6K-ZR037976; Scheiben/Trommel	2	24.3727-2703.2	582703	L= 1.503
			➡	↕; → 6K-ZR549075; Scheiben/Trommel	2	24.3727-2703.2	582703	L= 1.503
			➡	↕; 6K-ZR549076→ 6K-ZR663842; Scheiben/Trommel	2	24.3727-2706.2	582706	L= 1.532
			➡	↕; 6K-ZR037977→ 6K-ZR126718; Scheiben/Trommel	2	24.3727-2706.2	582706	L= 1.532
1.4 i 1.4 i 16V 1.6 i	44 74 74	06/94→06/99 09/96→06/99 07/96→10/99	➡	↕; 6K-W-169290→; → 05/99; Scheiben/Trommel; - ABS	2	24.3727-0161.2	580161	L= 1.512
			➡	↕; 6K-ZR663843→ 6K-W-169289; Scheiben/Trommel	2	24.3727-0161.2	580161	L= 1.512
			➡	↕; 6K-ZR126719→ 6K-W-169289; Scheiben/Trommel	2	24.3727-0161.2	580161	L= 1.512
			➡	↕; 6K-W-169290→; → 05/99; + ABS; Scheiben/Trommel	2	24.3727-0162.2	580162	L= 1.514
			➡	↕; → 6K-ZR037976; Scheiben/Trommel	2	24.3727-2703.2	582703	L= 1.503
			➡	↕; → 6K-ZR549075; Scheiben/Trommel	2	24.3727-2703.2	582703	L= 1.503
			➡	↕; 6K-ZR549076→ 6K-ZR663842; Scheiben/Trommel	2	24.3727-2706.2	582706	L= 1.532
			➡	↕; 6K-ZR037977→ 6K-ZR126718; Scheiben/Trommel	2	24.3727-2706.2	582706	L= 1.532
1.6 i	55	02/93→06/99	➡	↕; 6K-W-169290→; → 05/99; Scheiben/Trommel; - ABS	2	24.3727-0161.2	580161	L= 1.512
			➡	↕; 6K-ZR663843→ 6K-W-169289; Scheiben/Trommel	2	24.3727-0161.2	580161	L= 1.512
			➡	↕; 6K-ZR126719→ 6K-W-169289; Scheiben/Trommel	2	24.3727-0161.2	580161	L= 1.512
			➡	↕; 6K-W-169290→; → 05/99; + ABS; Scheiben/Trommel	2	24.3727-0162.2	580162	L= 1.514
			➡	↕; 11/93→; → 6K-ZR549075; Scheiben/Trommel	2	24.3727-2703.2	582703	L= 1.503
			➡	↕; 11/93→; → 6K-ZR037976; Scheiben/Trommel	2	24.3727-2703.2	582703	L= 1.503
			➡	↕; 6K-ZR549076→ 6K-ZR663842; Scheiben/Trommel	2	24.3727-2706.2	582706	L= 1.532
			➡	↕; 6K-ZR037977→ 6K-ZR126718; Scheiben/Trommel	2	24.3727-2706.2	582706	L= 1.532
1.8 i 16V	95	10/93→08/96	➡	↕; 6K-W-169290→; Scheibenbremse	2	24.3727-0165.2	580165	L= 1.641
			➡	↕; 6K-ZR610015→ 6K-V-013236; Scheibenbremse	2	24.3727-2704.2	582704	L= 1.632
			➡	↕; 6K-ZR085726→ 6K-V-000537; Scheibenbremse	2	24.3727-2704.2	582704	L= 1.632
1.9 D	47	01/96→08/96	➡	↕; 6K-ZR126719→; Scheiben/Trommel	2	24.3727-0161.2	580161	L= 1.512
			➡	↕; 6K-ZR663843→; Scheiben/Trommel	2	24.3727-0161.2	580161	L= 1.512
			➡	↕; → 6K-ZR037976; Scheiben/Trommel	2	24.3727-2703.2	582703	L= 1.503
			➡	↕; → 6K-ZR549075; Scheiben/Trommel	2	24.3727-2703.2	582703	L= 1.503
			➡	↕; 6K-ZR037977→ 6K-ZR126718; Scheiben/Trommel	2	24.3727-2706.2	582706	L= 1.532
			➡	↕; 6K-ZR549076→ 6K-ZR663842; Scheiben/Trommel	2	24.3727-2706.2	582706	L= 1.532
1.9 D 1.9 TD	50 55	02/93→08/96 02/93→08/96	➡	↕; 6K-ZR663843→; Scheiben/Trommel	2	24.3727-0161.2	580161	L= 1.512
			➡	↕; 6K-ZR126719→; Scheiben/Trommel	2	24.3727-0161.2	580161	L= 1.512
			➡	↕; 11/93→; → 6K-ZR037976; Scheiben/Trommel	2	24.3727-2703.2	582703	L= 1.503
			➡	↕; 11/93→; → 6K-ZR549075; Scheiben/Trommel	2	24.3727-2703.2	582703	L= 1.503
			➡	↕; 6K-ZR037977→ 6K-ZR126718; Scheiben/Trommel	2	24.3727-2706.2	582706	L= 1.532
			➡	↕; 6K-ZR549076→ 6K-ZR663842; Scheiben/Trommel	2	24.3727-2706.2	582706	L= 1.532
2.0 i 2.0 i 16V	85 110	02/93→06/99 08/96→06/99	➡	↕; 6K-W-169290→; → 05/99; Scheibenbremse	2	24.3727-0165.2	580165	L= 1.641
			➡	↕; 6K-ZR610015→ 6K-V-013236; Scheibenbremse	2	24.3727-2704.2	582704	L= 1.632
			➡	↕; 6K-ZR085726→ 6K-V-000537; Scheibenbremse	2	24.3727-2704.2	582704	L= 1.632








	kw			 	! #		
<b>SEAT - CORDOBA (6K2) 06/99→10/02</b>							
 <b>Radbremsszylinder</b>							
1.0	37	06/99→10/02	➔	→ 09/02		24.3217-0908.3 020167	Ø 17,46 ALU
1.4	44	06/99→10/02					
1.4 16V	55	05/00→10/02					
1.4 16V	74	02/00→10/02					
1.6	55	06/99→10/02					
1.9 SDI	50	06/99→10/02					
1.9 TDI	66	06/99→10/02					
1.6	74	06/99→10/02	➔	→ 09/02		24.3219-0909.3 020188	Ø 19,05 ALU
<b>Zubehörsatz, Bremsbacken</b>							
1.0	37	06/99→10/02		→ 09/02		03.0137-9168.2 669168	VW
1.4	44	06/99→10/02					
1.4 16V	55	05/00→10/02					
1.4 16V	74	02/00→10/02					
1.6	55	06/99→10/02					
1.6	74	06/99→10/02					
1.9 SDI	50	06/99→10/02					
1.9 TDI	66	06/99→10/02					
 <b>Bremstrommel</b>							
1.0	37	06/99→10/02	➔	→ 09/02		24.0220-0032.1 480130	Ø 200,0 x 50,1 / 201,5
1.4	44	06/99→10/02					
1.4 16V	55	05/00→10/02					
1.4 16V	74	02/00→10/02					
1.6	55	06/99→10/02					
1.6	74	06/99→10/02					
1.9 SDI	50	06/99→10/02					
1.9 TDI	66	06/99→10/02					
 <b>Bremsbackensatz</b>							
1.0	37	06/99→10/02	➔	→ 09/02		03.0137-0268.2 650268	VW Ø 200 x 40 + HEB
1.4	44	06/99→10/02				03.0520-1517.3 691517	VW Ø 200 x 40 Ø 17,46 + RZ / + Zub TopKit
1.4 16V	55	05/00→10/02					
1.4 16V	74	02/00→10/02					
1.6	55	06/99→10/02					
1.6	74	06/99→10/02					
1.9 SDI	50	06/99→10/02					
1.9 TDI	66	06/99→10/02					
1.6	74	06/99→10/02	➔	→ 09/02		03.0137-0268.2 650268	VW Ø 200 x 40 + HEB
 <b>Seilzug, Feststellbremse</b>							
1.0	37	06/99→10/02	➔	⬇; → 09/02; Trommelbremse	2	24.3727-0162.2 580162	L= 1.514
1.4	44	06/99→10/02					
1.4 16V	55	05/00→10/02					
1.4 16V	74	02/00→10/02					
1.6	55	06/99→10/02					
1.6	74	06/99→10/02					
1.9 SDI	50	06/99→10/02					
1.9 TDI	66	06/99→10/02					
1.8 T 20V Cupra	115	07/00→10/02	➔	⬇; → 09/02; Scheibenbremse	2	24.3727-0165.2 580165	L= 1.641
1.9 TDI	81	06/99→10/02					
<b>SEAT - CORDOBA (6L2) 09/02→11/09</b>							
 <b>Radbremsszylinder</b>							
1.2	47	10/02→06/06	➔			24.3219-0909.3 020188	Ø 19,05 ALU
1.4 TDI	55	10/02→12/05					
1.2 12V	51	05/06→11/09	➔	→ 06/09		24.3219-0909.3 020188	Ø 19,05 ALU
1.4 16V	63	05/06→11/09					
1.4 16V	74	10/02→11/09					
1.4 TDI	51	05/05→11/09					
1.4 TDI	59	06/05→11/09					
1.6	74	04/03→11/09					
1.6 16V	77	11/06→11/09					
1.9 TDI	96	10/02→11/09					
1.4 16V	55	09/02→12/07	➔	10/02→		24.3219-0909.3 020188	Ø 19,05 ALU
1.9 SDI	47	09/02→11/09	➔	10/02→ 06/09		24.3219-0909.3 020188	Ø 19,05 ALU
1.9 TDI	74	09/02→11/09					
2.0	85	09/02→11/09					
<b>Zubehörsatz, Bremsbacken</b>							
1.2	47	10/02→06/06	➔			03.0137-9168.2 669168	VW
1.4 TDI	55	10/02→12/05					
1.2 12V	51	05/06→11/09	➔	→ 06/09		03.0137-9168.2 669168	VW
1.4 16V	63	05/06→11/09					
1.4 16V	74	10/02→11/09					
1.4 TDI	51	05/05→11/09					
1.4 TDI	59	06/05→11/09					
1.6	74	04/03→11/09					
↓							

	kW			 	! #		
<b>SEAT - CORDOBA (6L2) 09/02→11/09</b>							
<b>Zubehörsatz, Bremsbacken</b>							
1.6 16V 1.9 TDI	77 96	11/06→11/09 10/02→11/09	➡	→ 06/09		03.0137-9168.2 669168	VW
1.4 16V	55	09/02→12/07	➡	10/02→		03.0137-9168.2 669168	VW
1.9 SDI 1.9 TDI 2.0	47 74 85	09/02→11/09 09/02→11/09 09/02→11/09	➡	10/02→ 06/09		03.0137-9168.2 669168	VW
<b> Bremstrommel</b>							
1.2 1.4 TDI	47 55	10/02→06/06 10/02→12/05	➡			24.0220-0037.1 480161	Ø 200,0 x 50,1 / 201,5
1.2 12V 1.4 16V 1.4 16V 1.4 TDI 1.4 TDI 1.6 1.6 16V 1.9 TDI	51 63 74 51 59 74 77 96	05/06→11/09 05/06→11/09 10/02→11/09 05/05→11/09 06/05→11/09 04/03→11/09 11/06→11/09 10/02→11/09	➡	→ 06/09		24.0220-0037.1 480161	Ø 200,0 x 50,1 / 201,5
1.4 16V	55	09/02→12/07	➡	10/02→		24.0220-0037.1 480161	Ø 200,0 x 50,1 / 201,5
1.9 SDI 1.9 TDI 2.0	47 74 85	09/02→11/09 09/02→11/09 09/02→11/09	➡	10/02→ 06/09		24.0220-0037.1 480161	Ø 200,0 x 50,1 / 201,5
<b> Bremsbackensatz</b>							
1.2 1.4 TDI	47 55	10/02→06/06 10/02→12/05	➡			03.0137-0268.2 650268	VW Ø 200 x 40 + HEB
1.2 12V 1.4 16V 1.4 16V 1.4 TDI 1.4 TDI 1.6 1.6 16V 1.9 TDI	51 63 74 51 59 74 77 96	05/06→11/09 05/06→11/09 10/02→11/09 05/05→11/09 06/05→11/09 04/03→11/09 11/06→11/09 10/02→11/09	➡	→ 06/09		03.0137-0268.2 650268	VW Ø 200 x 40 + HEB
1.4 16V	55	09/02→12/07	➡	10/02→		03.0137-0268.2 650268	VW Ø 200 x 40 + HEB
1.9 SDI 1.9 TDI 2.0	47 74 85	09/02→11/09 09/02→11/09 09/02→11/09	➡	10/02→ 06/09		03.0137-0268.2 650268	VW Ø 200 x 40 + HEB
<b> Seilzug, Feststellbremse</b>							
1.2 1.4 TDI	47 55	10/02→06/06 10/02→12/05	➡	☑; +PR 1JB,1KD,1KK,1KP / 1KS,1KT; für Fahrzeuge mit Schlechtwegeausführung; Scheiben/Trommel	2	24.3727-0176.2 580176	L= 1.640
			➡	☑; +PR 1JB,1KD,1KK,1KP / 1KS,1KT; für Fahrzeuge mit Schlechtwegeausführung; Scheibenbremse	2	24.3727-0198.2 580198	L= 1.645
			➡	☑; für Fahrzeuge ohne Schlechtwegeausführung	2	24.3727-0199.2 580199	L= 1.580
			➡	☑; +PR 1JB,1KM; für Fahrzeuge mit Schlechtwegeausführung; Scheiben/Trommel	2	24.3727-2504.2 582504	L= 1.580
1.2 12V 1.4 16V 1.4 16V 1.4 TDI 1.4 TDI 1.6 1.6 16V 1.9 TDI	51 63 74 51 59 74 77 96	05/06→11/09 05/06→11/09 10/02→11/09 05/05→11/09 06/05→11/09 04/03→11/09 11/06→11/09 10/02→11/09	➡	☑; → 06/09; +PR 1JB,1KD,1KK,1KP / 1KS,1KT; für Fahrzeuge mit Schlechtwegeausführung; Scheiben/Trommel	2	24.3727-0176.2 580176	L= 1.640
			➡	☑; → 06/09; +PR 1JB,1KD,1KK,1KP / 1KS,1KT; für Fahrzeuge mit Schlechtwegeausführung; Scheibenbremse	2	24.3727-0198.2 580198	L= 1.645
			➡	☑; → 06/09; für Fahrzeuge ohne Schlechtwegeausführung	2	24.3727-0199.2 580199	L= 1.580
			➡	☑; → 06/09; +PR 1JB,1KM; für Fahrzeuge mit Schlechtwegeausführung; Scheiben/Trommel	2	24.3727-2504.2 582504	L= 1.580
1.4 16V	55	09/02→12/07	➡	☑; 10/02→; +PR 1JB,1KD,1KK,1KP / 1KS,1KT; für Fahrzeuge mit Schlechtwegeausführung; Scheiben/Trommel	2	24.3727-0176.2 580176	L= 1.640
			➡	☑; 10/02→; +PR 1JB,1KD,1KK,1KP / 1KS,1KT; für Fahrzeuge mit Schlechtwegeausführung; Scheibenbremse	2	24.3727-0198.2 580198	L= 1.645
↓							


	kw			 	! #		
<b>SEAT - CORDOBA (6L2) 09/02→11/09</b>							
 <b>Seilzug, Feststellbremse</b>							
1.4 16V	55	09/02→12/07	➔	⏴; 10/02→; für Fahrzeuge ohne Schlechtwegeausführung	2	24.3727-0199.2 580199	L= 1.580
			➔	⏴; 10/02→; +PR 1JB,1KM; für Fahrzeuge mit Schlechtwegeausführung; Scheiben/Trommel	2	24.3727-2504.2 582504	L= 1.580
1.9 SDI	47	09/02→11/09	➔	⏴; 10/02→ 06/09; +PR 1JB,1KD,1KK,1KP / 1KS,1KT; für Fahrzeuge mit Schlechtwegeausführung; Scheiben/Trommel	2	24.3727-0176.2 580176	L= 1.640
1.9 TDI	74	09/02→11/09					
2.0	85	09/02→11/09	➔	⏴; 10/02→ 06/09; +PR 1JB,1KD,1KK,1KP / 1KS,1KT; für Fahrzeuge mit Schlechtwegeausführung; Scheibenbremse	2	24.3727-0198.2 580198	L= 1.645
			➔	⏴; 10/02→ 06/09; für Fahrzeuge ohne Schlechtwegeausführung	2	24.3727-0199.2 580199	L= 1.580
			➔	⏴; 10/02→ 06/09; +PR 1JB,1KM; für Fahrzeuge mit Schlechtwegeausführung; Scheiben/Trommel	2	24.3727-2504.2 582504	L= 1.580
<b>SEAT - CORDOBA Vario (6K5) 06/99→12/02</b>							
 <b>Radbremszylinder</b>							
1.4	44	06/99→12/02	➔	→ 09/02		24.3217-0908.3 020167	Ø 17,46 ALU
1.4 16V	55	06/99→12/02					
1.6	55	06/99→12/02					
1.9 SDI	50	06/99→12/02					
1.9 TDI	66	06/99→12/02					
1.6	74	06/99→12/02	➔	→ 09/02		24.3219-0909.3 020188	Ø 19,05 ALU
<b>Zubehörsatz, Bremsbacken</b>							
1.4	44	06/99→12/02		→ 09/02		03.0137-9168.2 669168	VW
1.4 16V	55	06/99→12/02					
1.6	55	06/99→12/02					
1.6	74	06/99→12/02					
1.9 SDI	50	06/99→12/02					
1.9 TDI	66	06/99→12/02					
 <b>Bremstrommel</b>							
1.4	44	06/99→12/02	➔	→ 09/02		24.0220-0032.1 480130	Ø 200,0 x 50,1 / 201,5
1.4 16V	55	06/99→12/02					
1.6	55	06/99→12/02					
1.6	74	06/99→12/02					
1.9 SDI	50	06/99→12/02					
1.9 TDI	66	06/99→12/02					
 <b>Bremsbackensatz</b>							
1.4	44	06/99→12/02	➔	→ 09/02		03.0137-0268.2 650268	VW Ø 200 x 40 + HEB
1.4 16V	55	06/99→12/02				03.0520-1517.3 691517	VW Ø 200 x 40 Ø 17,46 + RZ / + Zub TopKit
1.6	55	06/99→12/02					
1.9 SDI	50	06/99→12/02					
1.9 TDI	66	06/99→12/02					
1.6	74	06/99→12/02	➔	→ 09/02		03.0137-0268.2 650268	VW Ø 200 x 40 + HEB
 <b>Seilzug, Feststellbremse</b>							
1.4	44	06/99→12/02	➔	⏴; → 09/02; Trommelbremse	2	24.3727-0162.2 580162	L= 1.514
1.4 16V	55	06/99→12/02					
1.6	55	06/99→12/02					
1.6	74	06/99→12/02					
1.9 SDI	50	06/99→12/02					
1.9 TDI	66	06/99→12/02					
1.9 TDI	81	06/99→12/02	➔	⏴; → 09/02; Scheibenbremse	2	24.3727-0165.2 580165	L= 1.641
<b>SEAT - CORDOBA Vario (6K5) 08/96→06/99</b>							
 <b>Radbremszylinder</b>							
1.4 i	44	09/96→06/99	➔	→ 12/96		03.3217-2112.3 020027	Ø 17,46 GG
1.6 i	55	09/96→06/99				24.3217-0908.3 020167	Ø 17,46 ALU
1.6 i	74	09/96→06/99	➔	01/97→ 05/99; +PR 1KA,1KB		24.3217-0908.3 020167	Ø 17,46 ALU
			➔	01/97→ 05/99; +PR 1KM		24.3219-0909.3 020188	Ø 19,05 ALU
1.6 i	55	05/97→06/99	➔	→ 05/99; +PR 1KA,1KB		24.3217-0908.3 020167	Ø 17,46 ALU
			➔	→ 05/99; +PR 1KB		24.3217-0908.3 020167	Ø 17,46 ALU
			➔	→ 05/99; +PR 1KM		24.3219-0909.3 020188	Ø 19,05 ALU
↓							

	kw			 	! #		
<b>SEAT - CORDOBA Vario (6K5) 08/96→06/99</b>							
<b> Radbremszylinder</b>							
1.9 SDI 1.9 TDI	47 66	09/96→06/99 08/96→06/99	➡	→ 12/96		03.3217-2112.3 020027 24.3217-0908.3 020167	Ø 17,46 GG Ø 17,46 ALU
			➡	01/97→ 05/99; +PR 1KB		24.3217-0908.3 020167	Ø 17,46 ALU
			➡	01/97→ 05/99; +PR 1KM		24.3219-0909.3 020188	Ø 19,05 ALU
<b>Zubehörsatz, Bremsbacken</b>							
1.4 i 1.6 i 1.6 i	44 55 74	09/96→06/99 09/96→06/99 09/96→06/99	➡	01/97→ 05/99; +PR 1KA		03.0137-9008.2 669008	
			➡	→ 12/96; - ABS		03.0137-9008.2 669008	
			➡	→ 12/96; + ABS		03.0137-9168.2 669168	VW
			➡	01/97→ 05/99; +PR 1KB,1KM		03.0137-9168.2 669168	VW
1.6 i	55	05/97→06/99	➡	→ 05/99; +PR 1KA		03.0137-9008.2 669008	
			➡	→ 05/99; +PR 1KB,1KM		03.0137-9168.2 669168	VW
1.9 SDI 1.9 TDI	47 66	09/96→06/99 08/96→06/99	➡	01/97→ 05/99; +PR 1KB,1KM		03.0137-9168.2 669168	VW
			➡	→ 12/96		03.0137-9168.2 669168	VW
<b> Bremstrommel</b>							
1.4 i 1.6 i 1.6 i	44 55 74	09/96→06/99 09/96→06/99 09/96→06/99	➡	→ 05/99; - ABS		24.0218-0007.1 480003 24.0218-0707.2 480211	Ø 180,0 x 38,5 / 181 - RLG Ø 180,0 x 38,5 / 181 + RLG
			➡	→ 6K-X-290000; + ABS		24.0220-0018.1 480019 24.0220-0718.2 480209	Ø 200,0 x 50 / 201 - RLG / - ABS Ring Ø 200,0 x 50 / 201 + RLG / - ABS Ring
			➡	6K-X-290001→; → 05/99; + ABS		24.0220-0032.1 480130	Ø 200,0 x 50,1 / 201,5
1.6 i	55	05/97→06/99	➡	→ 05/99; - ABS		24.0218-0007.1 480003 24.0218-0707.2 480211	Ø 180,0 x 38,5 / 181 - RLG Ø 180,0 x 38,5 / 181 + RLG
			➡	→ 6K-X-290000		24.0220-0018.1 480019 24.0220-0718.2 480209	Ø 200,0 x 50 / 201 - RLG / - ABS Ring Ø 200,0 x 50 / 201 + RLG / - ABS Ring
			➡	→ 6K-X-290000; + ABS		24.0220-0018.1 480019 24.0220-0718.2 480209	Ø 200,0 x 50 / 201 - RLG / - ABS Ring Ø 200,0 x 50 / 201 + RLG / - ABS Ring
			➡	6K-X-290001→; → 05/99		24.0220-0032.1 480130	Ø 200,0 x 50,1 / 201,5
			➡	6K-X-290001→; → 05/99; + ABS		24.0220-0032.1 480130	Ø 200,0 x 50,1 / 201,5
1.9 SDI 1.9 TDI	47 66	09/96→06/99 08/96→06/99	➡	→ 6K-X-290000		24.0220-0018.1 480019 24.0220-0718.2 480209	Ø 200,0 x 50 / 201 - RLG / - ABS Ring Ø 200,0 x 50 / 201 + RLG / - ABS Ring
			➡	6K-X-290001→; → 05/99		24.0220-0032.1 480130	Ø 200,0 x 50,1 / 201,5
<b> Bremsbackensatz</b>							
1.4 i 1.6 i 1.6 i	44 55 74	09/96→06/99 09/96→06/99 09/96→06/99	➡	01/97→ 05/99; +PR 1KA		03.0137-0126.2 650126	Ø 180 x 31 + HEB
			➡	→ 12/96; - ABS		03.0137-0126.2 650126	Ø 180 x 31 + HEB
			➡	→ 12/96; + ABS		03.0137-0268.2 650268	VW Ø 200 x 40 + HEB
			➡	01/97→ 05/99; +PR 1KB,1KM		03.0137-0268.2 650268	VW Ø 200 x 40 + HEB
			➡	→ 05/99; - ABS		03.0420-0617.3 680617 03.0520-3917.3 693917	VW Ø 180 x 31 Ø 17,46 + RZ / + Zub Kit VW Ø 180 x 31 Ø 17,46 + RZ / + Zub TopKit
			➡	→ 05/99; + ABS		03.0420-1517.3 681517 03.0520-1517.3 691517	VW Ø 200 x 40 Ø 17,46 + RZ / + Zub Kit VW Ø 200 x 40 Ø 17,46 + RZ / + Zub TopKit
1.6 i	55	05/97→06/99	➡	→ 05/99; +PR 1KA		03.0137-0126.2 650126	Ø 180 x 31 + HEB
			➡	→ 05/99; +PR 1KB,1KM		03.0137-0268.2 650268	VW Ø 200 x 40 + HEB
			➡	→ 05/99; - ABS		03.0420-0617.3 680617 03.0520-3917.3 693917	VW Ø 180 x 31 Ø 17,46 + RZ / + Zub Kit VW Ø 180 x 31 Ø 17,46 + RZ / + Zub TopKit
			➡	→ 05/99		03.0420-1517.3 681517	VW Ø 200 x 40 Ø 17,46 + RZ / + Zub Kit

	kw			 	! #		
<b>SEAT - CORDOBA Vario (6K5) 08/96→06/99</b>							
 <b>Bremsbackensatz</b>							
1.6 i	55	05/97→06/99	➡	→ 05/99		<b>03.0520-1517.3 691517</b>	VW Ø 200 x 40 Ø 17,46 + RZ / + Zub TopKit
			➡	→ 05/99; + ABS		<b>03.0420-1517.3 681517</b>	VW Ø 200 x 40 Ø 17,46 + RZ / + Zub Kit
						<b>03.0520-1517.3 691517</b>	VW Ø 200 x 40 Ø 17,46 + RZ / + Zub TopKit
1.9 SDI	47	09/96→06/99	➡	01/97→ 05/99; +PR 1KB,1KM		<b>03.0137-0268.2 650268</b>	VW Ø 200 x 40 + HEB
1.9 TDI	66	08/96→06/99	➡	→ 12/96		<b>03.0137-0268.2 650268</b>	VW Ø 200 x 40 + HEB
			➡	→ 05/99		<b>03.0420-1517.3 681517</b>	VW Ø 200 x 40 Ø 17,46 + RZ / + Zub Kit
						<b>03.0520-1517.3 691517</b>	VW Ø 200 x 40 Ø 17,46 + RZ / + Zub TopKit
 <b>Seilzug, Feststellbremse</b>							
1.4 i	44	09/96→06/99	➡	⬇; 6K-W-169290→; → 05/99; Scheiben/Trommel; - ABS	2	<b>24.3727-0161.2 580161</b>	L= 1.512
1.6 i	55	09/96→06/99					
1.6 i	55	05/97→06/99	➡	⬇; 6K-ZR126719→ 6K-W-169289; Scheiben/Trommel	2	<b>24.3727-0161.2 580161</b>	L= 1.512
1.6 i	74	09/96→06/99	➡	⬇; 6K-ZR663843→ 6K-W-169289; Scheiben/Trommel	2	<b>24.3727-0161.2 580161</b>	L= 1.512
			➡	⬇; 6K-W-169290→; → 05/99; + ABS; Scheiben/Trommel	2	<b>24.3727-0162.2 580162</b>	L= 1.514
			➡	⬇; → 6K-ZR037976; Scheiben/Trommel	2	<b>24.3727-2703.2 582703</b>	L= 1.503
			➡	⬇; → 6K-ZR549075; Scheiben/Trommel	2	<b>24.3727-2703.2 582703</b>	L= 1.503
			➡	⬇; 6K-ZR549076→ 6K-ZR663842; Scheiben/Trommel	2	<b>24.3727-2706.2 582706</b>	L= 1.532
			➡	⬇; 6K-ZR037977→ 6K-ZR126718; Scheiben/Trommel	2	<b>24.3727-2706.2 582706</b>	L= 1.532
<b>SEAT - IBIZA II (6K1) 03/93→08/99</b>							
 <b>Radbremsszylinder</b>							
1.0	33	03/93→09/96	➡	- ABS		<b>03.3217-2112.3 020027</b>	Ø 17,46 GG
1.4	40	12/97→04/99				<b>24.3217-0908.3 020167</b>	Ø 17,46 ALU
1.6 i	55	09/94→06/99					
1.9 D	47	04/93→08/96	➡	+ ABS		<b>24.3219-0909.3 020188</b>	Ø 19,05 ALU
1.9 D	50	10/94→08/96					
1.9 TD	55	03/93→08/96					
1.0 i	37	09/96→08/99	➡	→ 07/99; - ABS		<b>03.3217-2112.3 020027</b>	Ø 17,46 GG
1.3 i	40	03/93→08/99				<b>24.3217-0908.3 020167</b>	Ø 17,46 ALU
1.4 i	44	09/93→08/99					
1.4 i 16V	74	06/97→08/99	➡	→ 07/99; + ABS		<b>24.3219-0909.3 020188</b>	Ø 19,05 ALU
1.6 i	55	03/93→08/99					
1.6 i	74	04/96→08/99					
1.8 i	66	03/93→08/99					
1.9 SDI	47	08/96→08/99					
1.9 TDI	66	08/96→08/99					
1.8 i 16V	95	11/93→08/96	➡	02/94→; - ABS		<b>03.3217-2112.3 020027</b>	Ø 17,46 GG
						<b>24.3217-0908.3 020167</b>	Ø 17,46 ALU
			➡	02/94→; + ABS		<b>24.3219-0909.3 020188</b>	Ø 19,05 ALU
<b>Zubehörsatz, Bremsbacken</b>							
1.0	33	03/93→09/96	➡	- ABS		<b>03.0137-9008.2 669008</b>	
1.4	40	12/97→04/99					
1.6 i	55	09/94→06/99	➡	+ ABS		<b>03.0137-9168.2 669168</b>	VW
1.0 i	37	09/96→08/99	➡	→ 07/99; - ABS		<b>03.0137-9008.2 669008</b>	
1.4 i	44	09/93→08/99					
1.4 i 16V	74	06/97→08/99	➡	→ 07/99; + ABS		<b>03.0137-9168.2 669168</b>	VW
1.6 i	55	03/93→08/99					
1.6 i	74	04/96→08/99					
1.3 i	40	03/93→08/99	➡	→ 07/99; - ABS		<b>03.0137-9008.2 669008</b>	
			➡	→ 07/99		<b>03.0137-9168.2 669168</b>	VW
1.8 i	66	03/93→08/99	➡	→ 07/99		<b>03.0137-9168.2 669168</b>	VW
1.9 SDI	47	08/96→08/99					
1.9 TDI	66	08/96→08/99					
1.9 D	47	04/93→08/96	➡			<b>03.0137-9168.2 669168</b>	VW
1.9 D	50	10/94→08/96					
1.9 TD	55	03/93→08/96					
 <b>Bremstrommel</b>							
1.0	33	03/93→09/96	➡	- ABS		<b>24.0218-0007.1 480003</b>	Ø 180,0 x 38,5 / 181 - RLG
1.4	40	12/97→04/99				<b>24.0218-0707.2 480211</b>	Ø 180,0 x 38,5 / 181 + RLG
1.6 i	55	09/94→06/99					
↓							


	kw			 	! #		
<b>SEAT - IBIZA II (6K1) 03/93—08/99</b>							
<b>Bremstrommel</b>							
1.0 1.4 1.6 i	33 40 55	03/93→09/96 12/97→04/99 09/94→06/99	➡	+ ABS		24.0220-0018.1 480019 24.0220-0718.2 480209	Ø 200,0 x 50 / 201 - RLG / - ABS Ring Ø 200,0 x 50 / 201 + RLG / - ABS Ring
1.0 i 1.3 i 1.4 i 1.4 i 16V 1.6 i 1.6 i	37 40 44 74 55 74	09/96→08/99 03/93→08/99 09/93→08/99 06/97→08/99 03/93→08/99 04/96→08/99	➡	→ 07/99; - ABS		24.0218-0007.1 480003 24.0218-0707.2 480211	Ø 180,0 x 38,5 / 181 - RLG Ø 180,0 x 38,5 / 181 + RLG
			➡	→ 07/99; + ABS		24.0220-0018.1 480019 24.0220-0718.2 480209	Ø 200,0 x 50 / 201 - RLG / - ABS Ring Ø 200,0 x 50 / 201 + RLG / - ABS Ring
1.8 i 1.9 SDI 1.9 TDI	66 47 66	03/93→08/99 08/96→08/99 08/96→08/99	➡	→ 07/99		24.0220-0018.1 480019 24.0220-0718.2 480209	Ø 200,0 x 50 / 201 - RLG / - ABS Ring Ø 200,0 x 50 / 201 + RLG / - ABS Ring
1.9 D 1.9 D 1.9 TD	47 50 55	04/93→08/96 10/94→08/96 03/93→08/96	➡			24.0220-0018.1 480019 24.0220-0718.2 480209	Ø 200,0 x 50 / 201 - RLG / - ABS Ring Ø 200,0 x 50 / 201 + RLG / - ABS Ring
<b>Bremsbackensatz</b>							
1.0 1.4 1.6 i	33 40 55	03/93→09/96 12/97→04/99 09/94→06/99	➡	- ABS		03.0137-0126.2 650126 03.0420-0617.3 680617 03.0520-3917.3 693917	Ø 180 x 31 + HEB VW Ø 180 x 31 Ø 17,46 + RZ / + Zub Kit VW Ø 180 x 31 Ø 17,46 + RZ / + Zub TopKit
			➡	+ ABS		03.0137-0268.2 650268 03.0420-1517.3 681517 03.0520-1517.3 691517	VW Ø 200 x 40 + HEB VW Ø 200 x 40 Ø 17,46 + RZ / + Zub Kit VW Ø 200 x 40 Ø 17,46 + RZ / + Zub TopKit
1.0 i 1.4 i 1.4 i 16V 1.6 i 1.6 i	37 44 74 55 74	09/96→08/99 09/93→08/99 06/97→08/99 03/93→08/99 04/96→08/99	➡	→ 07/99; - ABS		03.0137-0126.2 650126 03.0420-0617.3 680617 03.0520-3917.3 693917	Ø 180 x 31 + HEB VW Ø 180 x 31 Ø 17,46 + RZ / + Zub Kit VW Ø 180 x 31 Ø 17,46 + RZ / + Zub TopKit
			➡	→ 07/99; + ABS		03.0137-0268.2 650268 03.0420-1517.3 681517 03.0520-1517.3 691517	VW Ø 200 x 40 + HEB VW Ø 200 x 40 Ø 17,46 + RZ / + Zub Kit VW Ø 200 x 40 Ø 17,46 + RZ / + Zub TopKit
1.3 i	40	03/93→08/99	➡	→ 07/99; - ABS		03.0137-0126.2 650126 03.0420-0617.3 680617 03.0520-3917.3 693917	Ø 180 x 31 + HEB VW Ø 180 x 31 Ø 17,46 + RZ / + Zub Kit VW Ø 180 x 31 Ø 17,46 + RZ / + Zub TopKit
			➡	→ 07/99		03.0137-0268.2 650268	VW Ø 200 x 40 + HEB
			➡	→ 07/99; + ABS		03.0420-1517.3 681517 03.0520-1517.3 691517	VW Ø 200 x 40 Ø 17,46 + RZ / + Zub Kit VW Ø 200 x 40 Ø 17,46 + RZ / + Zub TopKit
1.8 i 1.9 SDI 1.9 TDI	66 47 66	03/93→08/99 08/96→08/99 08/96→08/99	➡	→ 07/99		03.0137-0268.2 650268 03.0420-1517.3 681517 03.0520-1517.3 691517	VW Ø 200 x 40 + HEB VW Ø 200 x 40 Ø 17,46 + RZ / + Zub Kit VW Ø 200 x 40 Ø 17,46 + RZ / + Zub TopKit
1.9 D 1.9 D 1.9 TD	47 50 55	04/93→08/96 10/94→08/96 03/93→08/96	➡			03.0137-0268.2 650268 03.0420-1517.3 681517 03.0520-1517.3 691517	VW Ø 200 x 40 + HEB VW Ø 200 x 40 Ø 17,46 + RZ / + Zub Kit VW Ø 200 x 40 Ø 17,46 + RZ / + Zub TopKit
<b>Seilzug, Feststellbremse</b>							
1.0 1.4 1.6 i	33 40 55	03/93→09/96 12/97→04/99 09/94→06/99	➡	⬇; 6K-W-169290→; - ABS; Trommelbremse	2	24.3727-0161.2 580161	L= 1.512
			➡	⬇; 6K-ZR126719→ 6K-W-169289; Scheiben/Trommel	2	24.3727-0161.2 580161	L= 1.512
			➡	⬇; 6K-ZR663843→ 6K-W-169289; Scheiben/Trommel	2	24.3727-0161.2 580161	L= 1.512
↓							

**SEAT - IBIZA II (6K1) 03/93→08/99**

 **Seilzug, Feststellbremse**

1.0 1.4 1.6 i	33	03/93→09/96	➔	⬇️; 6K-W-169290→; + ABS; Scheiben/Trommel	2	24.3727-0162.2	580162	L= 1.514
	40	12/97→04/99	➔	⬇️; → 6K-ZR037976; Scheiben/Trommel	2	24.3727-2703.2	582703	L= 1.503
	55	09/94→06/99	➔	⬇️; → 6K-ZR549075; Scheiben/Trommel	2	24.3727-2703.2	582703	L= 1.503
			➔	⬇️; 6K-ZR549076→ 6K-ZR663842; Scheiben/Trommel	2	24.3727-2706.2	582706	L= 1.532
			➔	⬇️; 6K-ZR037977→ 6K-ZR126718; Scheiben/Trommel	2	24.3727-2706.2	582706	L= 1.532
1.0 i 1.3 i 1.4 i 1.4 i 16V 1.6 i 1.6 i	37	09/96→08/99	➔	⬇️; 6K-ZR126719→ 6K-W-169289; Scheiben/Trommel	2	24.3727-0161.2	580161	L= 1.512
	40	03/93→08/99	➔	⬇️; 6K-W-169290→; → 07/99; - ABS; Trommelbremse	2	24.3727-0161.2	580161	L= 1.512
	44	09/93→08/99	➔	⬇️; 6K-ZR663843→ 6K-W-169289; Scheiben/Trommel	2	24.3727-0161.2	580161	L= 1.512
	74	06/97→08/99	➔	⬇️; 6K-W-169290→; → 07/99; + ABS; Scheiben/Trommel	2	24.3727-0162.2	580162	L= 1.514
	55	03/93→08/99	➔	⬇️; → 6K-ZR549075; Scheiben/Trommel	2	24.3727-2703.2	582703	L= 1.503
	74	04/96→08/99	➔	⬇️; → 6K-ZR037976; Scheiben/Trommel	2	24.3727-2703.2	582703	L= 1.503
			➔	⬇️; 6K-ZR037977→ 6K-ZR126718; Scheiben/Trommel	2	24.3727-2706.2	582706	L= 1.532
			➔	⬇️; 6K-W-169290→; → 07/99; + ABS; Scheiben/Trommel	2	24.3727-0162.2	580162	L= 1.514
			➔	⬇️; → 6K-ZR549075; Scheiben/Trommel	2	24.3727-2703.2	582703	L= 1.503
1.8 i 16V	95	11/93→08/96	➔	⬇️; 6K-W-169290→; Scheibenbremse	2	24.3727-0165.2	580165	L= 1.641
			➔	⬇️; 6K-ZR610015→ 6K-V-013236; Scheibenbremse	2	24.3727-2704.2	582704	L= 1.632
			➔	⬇️; 6K-ZR085726→ 6K-V-000537; Scheibenbremse	2	24.3727-2704.2	582704	L= 1.632
1.9 D 1.9 D 1.9 TD	47	04/93→08/96	➔	⬇️; 6K-ZR126719→; Scheiben/Trommel	2	24.3727-0161.2	580161	L= 1.512
	50	10/94→08/96	➔	⬇️; 6K-ZR663843→; Scheiben/Trommel	2	24.3727-0161.2	580161	L= 1.512
	55	03/93→08/96	➔	⬇️; → 6K-ZR037976; Scheiben/Trommel	2	24.3727-2703.2	582703	L= 1.503
			➔	⬇️; → 6K-ZR549075; Scheiben/Trommel	2	24.3727-2703.2	582703	L= 1.503
			➔	⬇️; 6K-ZR037977→ 6K-ZR126718; Scheiben/Trommel	2	24.3727-2706.2	582706	L= 1.532
			➔	⬇️; 6K-ZR549076→ 6K-ZR663842; Scheiben/Trommel	2	24.3727-2706.2	582706	L= 1.532
1.9 TDI 2.0 i 2.0 i 16V	81	02/97→08/99	➔	⬇️; 6K-W-169290→; → 07/99; Scheibenbremse	2	24.3727-0165.2	580165	L= 1.641
	85	03/93→08/99	➔	⬇️; 6K-ZR610015→ 6K-V-013236; Scheibenbremse	2	24.3727-2704.2	582704	L= 1.632
	110	08/96→08/99	➔	⬇️; 6K-ZR085726→ 6K-V-000537; Scheibenbremse	2	24.3727-2704.2	582704	L= 1.632

**SEAT - IBIZA III (6K1) 08/99→02/02**

 **Radbremszylinder**

1.0 1.0 16V 1.4 1.4 16V 1.6 1.9 SDI 1.9 TDI	37	08/99→02/02	➔	→ 01/02		24.3217-0908.3	020167	Ø 17,46 ALU
	51	10/99→02/02						
	44	08/99→02/02						
	55	05/00→02/02						
	55	08/99→02/02						
1.4 16V 1.6	74	08/99→02/02	➔	→ 01/02		24.3219-0909.3	020188	Ø 19,05 ALU
	74	08/99→02/02						













**Zubehörsatz, Bremsbacken**












1.0 1.0 16V 1.4 1.4 16V 1.4 16V 1.6 1.6 1.9 SDI 1.9 TDI	37	08/99→02/02		→ 01/02		03.0137-9168.2	669168	VW
	51	10/99→02/02						
	44	08/99→02/02						
	55	05/00→02/02						
	74	08/99→02/02						
	55	08/99→02/02						
	74	08/99→02/02						
	50	08/99→02/02						
66	08/99→02/02							












 **Bremstrommel**











1.0 1.0 16V 1.4 1.4 16V 1.4 16V ↓	37	08/99→02/02	➔	→ 01/02		24.0220-0032.1	480130	Ø 200,0 x 50,1 / 201,5
	51	10/99→02/02						
	44	08/99→02/02						
	55	05/00→02/02						
	74	08/99→02/02						


























	kw			 	! #		
<b>SEAT - IBIZA III (6K1) 08/99→02/02</b>							
 <b>Bremstrommel</b>							
1.6	55	08/99→02/02	➔	→ 01/02		24.0220-0032.1 480130	Ø 200,0 x 50,1 / 201,5
1.6	74	08/99→02/02					
1.9 SDI	50	08/99→02/02					
1.9 TDI	66	08/99→02/02					
 <b>Bremsbackensatz</b>							
1.0	37	08/99→02/02	➔	→ 01/02		03.0137-0268.2 650268	VW Ø 200 x 40 + HEB
1.0 16V	51	10/99→02/02				03.0520-1517.3 691517	VW Ø 200 x 40 Ø 17,46 + RZ / + Zub TopKit
1.4	44	08/99→02/02					
1.4 16V	55	05/00→02/02					
1.6	55	08/99→02/02					
1.9 SDI	50	08/99→02/02					
1.9 TDI	66	08/99→02/02					
1.4 16V	74	08/99→02/02	➔	→ 01/02		03.0137-0268.2 650268	VW Ø 200 x 40 + HEB
1.6	74	08/99→02/02					
 <b>Seilzug, Feststellbremse</b>							
1.0	37	08/99→02/02	➔	⬇; → 01/02; Trommelbremse	2	24.3727-0162.2 580162	L= 1.514
1.0 16V	51	10/99→02/02					
1.4	44	08/99→02/02					
1.4 16V	55	05/00→02/02					
1.4 16V	74	08/99→02/02					
1.6	55	08/99→02/02					
1.6	74	08/99→02/02					
1.9 SDI	50	08/99→02/02					
1.9 TDI	66	08/99→02/02					
1.8 T 20V Cupra	115	07/00→02/02	➔	⬇; → 01/02; Scheibenbremse	2	24.3727-0165.2 580165	L= 1.641
1.9 TDI	81	08/99→02/02					
<b>SEAT - IBIZA IV (6L1) 02/02→11/09</b>							
 <b>Radbremszylinder</b>							
1.2	44	06/07→05/08	➔	⬇		24.3219-0909.3 020188	Ø 19,05 ALU
1.2	47	02/02→06/06					
1.2 12V	51	05/06→11/09					
1.4 16V	55	02/02→12/07					
1.4 16V	63	05/06→11/09					
1.4 16V	74	02/02→11/09					
1.4 TDI	51	05/05→11/09					
1.4 TDI	55	05/02→12/05					
1.4 TDI	59	06/05→11/09					
1.6	74	02/03→11/09					
1.6 16V	77	11/06→11/09					
1.9 SDI	47	02/02→12/05					
1.9 TDI	74	02/02→11/09					
1.9 TDI	96	02/02→11/09					
1.9 TDI Cupra R	118	03/04→02/08					
2.0	85	04/02→11/09					
<b>Zubehörsatz, Bremsbacken</b>							
1.2	44	06/07→05/08	➔			03.0137-9168.2 669168	VW
1.2	47	02/02→06/06					
1.2 12V	51	05/06→11/09					
1.4 16V	55	02/02→12/07					
1.4 16V	63	05/06→11/09					
1.4 16V	74	02/02→11/09					
1.4 TDI	51	05/05→11/09					
1.4 TDI	55	05/02→12/05					
1.4 TDI	59	06/05→11/09					
1.6	74	02/03→11/09					
1.6 16V	77	11/06→11/09					
1.9 SDI	47	02/02→12/05					
1.9 TDI	74	02/02→11/09					
1.9 TDI	96	02/02→11/09					
1.9 TDI Cupra R	118	03/04→02/08					
2.0	85	04/02→11/09					
 <b>Bremstrommel</b>							
1.2	44	06/07→05/08	➔			24.0220-0037.1 480161	Ø 200,0 x 50,1 / 201,5
1.2	47	02/02→06/06					
1.2 12V	51	05/06→11/09					
1.4 16V	55	02/02→12/07					
1.4 16V	63	05/06→11/09					
1.4 16V	74	02/02→11/09					
1.4 TDI	51	05/05→11/09					
1.4 TDI	55	05/02→12/05					
1.4 TDI	59	06/05→11/09					
1.6	74	02/03→11/09					
1.6 16V	77	11/06→11/09					
1.9 SDI	47	02/02→12/05					
1.9 TDI	74	02/02→11/09					
↓							













	kW			 	! #		
<b>SEAT - IBIZA IV (6L1) 02/02→11/09</b>							
 <b>Bremstrommel</b>							
1.9 TDI 1.9 TDI Cupra R 2.0	96 118 85	02/02→11/09 03/04→02/08 04/02→11/09	➔			24.0220-0037.1 480161	Ø 200,0 x 50,1 / 201,5
 <b>Bremsbackensatz</b>							
1.2 1.2 1.2 12V 1.4 16V 1.4 16V 1.4 16V 1.4 TDI 1.4 TDI 1.4 TDI 1.6 1.6 16V 1.9 SDI 1.9 TDI 1.9 TDI 1.9 TDI Cupra R 2.0	44 47 51 55 63 74 51 55 59 74 77 47 74 96 118 85	06/07→05/08 02/02→06/06 05/06→11/09 02/02→12/07 05/06→11/09 02/02→11/09 05/05→11/09 05/02→12/05 06/05→11/09 02/03→11/09 11/06→11/09 02/02→12/05 02/02→11/09 02/02→11/09 03/04→02/08 04/02→11/09	➔			03.0137-0268.2 650268 03.0520-8219.3 698219	VW Ø 200 x 40 + HEB VW Ø 200 x 40 Ø 19,05 + RZ / + Zub TopKit
 <b>Seilzug, Feststellbremse</b>							
1.2 1.2 1.2 12V 1.4 16V 1.4 16V 1.4 16V 1.4 TDI 1.4 TDI 1.4 TDI 1.6 1.6 16V 1.8 T Cupra R 1.8 T FR 1.9 SDI 1.9 TDI 1.9 TDI 1.9 TDI Cupra R 2.0	44 47 51 55 63 74 51 55 59 74 77 132 110 47 74 96 118 85	06/07→05/08 02/02→06/06 05/06→11/09 02/02→12/07 05/06→11/09 02/02→11/09 05/05→11/09 05/02→12/05 06/05→11/09 02/03→11/09 11/06→11/09 01/04→02/08 12/03→05/08 02/02→12/05 02/02→11/09 02/02→11/09 03/04→02/08 04/02→11/09	➔	⚠; +PR 1KD,1KK,1KS,1KT / 1SE,1SJ; für Fahrzeuge mit Schlechtwegeausführung; Scheiben/Trommel	2	24.3727-0176.2 580176 24.3727-0198.2 580198	L= 1.640 L= 1.645
			➔	⚠; +PR 1KD,1KK,1KS,1KT / 1SE,1SJ; für Fahrzeuge ohne Schlechtwegeausführung; Scheiben/Trommel	2	24.3727-0197.2 580197	L= 1.645
			➔	⚠; für Fahrzeuge ohne Schlechtwegeausführung; Scheiben/Trommel	2	24.3727-0199.2 580199	L= 1.580
			➔	⚠; +PR 1JB,1KM; für Fahrzeuge mit Schlechtwegeausführung; Scheiben/Trommel	2	24.3727-2504.2 582504	L= 1.580
<b>SEAT - IBIZA V (6J5, 6P1) 03/08→</b>							
 <b>Radbremszylinder</b>							
1.0 1.0 TSI 1.0 TSI 1.2 1.2 TDI 1.2 TSI 1.2 TSI 1.2 TSI 1.2 TSI 1.4 TDI 1.4 TDI 1.4 TDI 1.4 TDI 1.6 LPG 1.9 TDI	55 70 81 44 55 63 66 77 81 55 59 66 77 60 66	05/15→ 05/15→ 05/15→ 07/09→ 05/10→ 08/12→ 05/15→ 09/10→ 09/15→ 05/15→ 07/08→06/10 05/15→ 05/15→ 05/15→ 05/11→ 07/08→06/10	➔	+PR 1KM		24.3219-0909.3 020188	Ø 19,05 ALU
1.2 1.4 1.6 1.9 TDI	51 63 77 77	03/08→ 03/08→ 05/08→ 03/08→06/10	➔	07/08→; +PR 1KM		24.3219-0909.3 020188	Ø 19,05 ALU
<b>Zubehörsatz, Bremsbacken</b>							
1.0 1.0 TSI 1.0 TSI 1.2 1.2 TDI 1.2 TSI 1.2 TSI 1.2 TSI 1.2 TSI 1.4 TDI 1.4 TDI 1.4 TDI 1.4 TDI 1.6 LPG 1.9 TDI	55 70 81 44 55 63 66 77 81 55 59 66 77 60 66	05/15→ 05/15→ 05/15→ 07/09→ 05/10→ 08/12→ 05/15→ 09/10→ 09/15→ 05/15→ 07/08→06/10 05/15→ 05/15→ 05/15→ 05/11→ 07/08→06/10	➔	+PR 1KM		03.0137-9168.2 669168	VW
↓							












	kw			 	! #		
<b>SEAT - IBIZA V (6J5, 6P1) 03/08→</b>							
<b>Zubehörsatz, Bremsbacken</b>							
1.2 1.4 1.6 1.9 TDI	51 63 77 77	03/08→ 03/08→ 05/08→ 03/08→06/10	➔	07/08→; +PR 1KM		03.0137-9168.2 669168	VW
<b> Bremstrommel</b>							
1.0 1.0 TSI 1.0 TSI 1.2 1.2 TDI 1.2 TSI 1.2 TSI 1.2 TSI 1.2 TSI 1.4 TDI 1.4 TDI 1.4 TDI 1.6 LPG 1.9 TDI	55 70 81 44 55 63 66 77 81 55 59 66 77 60 66	05/15→ 05/15→ 05/15→ 07/09→ 05/10→ 08/12→ 05/15→ 09/10→ 09/15→ 05/15→ 07/08→06/10 05/15→ 05/15→ 05/11→ 07/08→06/10	➔	+PR 1KM		24.0220-0037.1 480161	Ø 200,0 x 50,1 / 201,5
1.2 1.4 1.6 1.9 TDI	51 63 77 77	03/08→ 03/08→ 05/08→ 03/08→06/10	➔	07/08→; +PR 1KM		24.0220-0037.1 480161	Ø 200,0 x 50,1 / 201,5
<b> Bremsbackensatz</b>							
1.0 1.0 TSI 1.0 TSI 1.2 1.2 TDI 1.2 TSI 1.2 TSI 1.2 TSI 1.2 TSI 1.4 TDI 1.4 TDI 1.4 TDI 1.6 LPG 1.9 TDI	55 70 81 44 55 63 66 77 81 55 59 66 77 60 66	05/15→ 05/15→ 05/15→ 07/09→ 05/10→ 08/12→ 05/15→ 09/10→ 09/15→ 05/15→ 07/08→06/10 05/15→ 05/15→ 05/11→ 07/08→06/10	➔	+PR 1KM		03.0137-0268.2 650268 03.0520-8219.3 698219	VW Ø 200 x 40 + HEB VW Ø 200 x 40 Ø 19,05 + RZ / + Zub TopKit
1.2 1.4 1.6 1.9 TDI	51 63 77 77	03/08→ 03/08→ 05/08→ 03/08→06/10	➔	07/08→; +PR 1KM		03.0137-0268.2 650268 03.0520-8219.3 698219	VW Ø 200 x 40 + HEB VW Ø 200 x 40 Ø 19,05 + RZ / + Zub TopKit
<b> Seilzug, Feststellbremse</b>							
1.0 1.0 TSI 1.0 TSI 1.2 1.2 TDI 1.2 TSI 1.2 TSI 1.2 TSI 1.2 TSI 1.4 TDI 1.4 TDI 1.4 TDI 1.6 LPG 1.9 TDI	55 70 81 44 55 63 66 77 81 55 59 66 77 60 66	05/15→ 05/15→ 05/15→ 07/09→ 05/10→ 08/12→ 05/15→ 09/10→ 09/15→ 05/15→ 07/08→06/10 05/15→ 05/15→ 05/11→ 07/08→06/10	➔	⏴; Trommelbremse	2	24.3727-3402.2 583402	L= 1.588
1.0 TSI 1.2 1.2 TDI 1.2 TSI 1.2 TSI 1.2 TSI 1.4 TDI 1.4 TDI 1.4 TDI 1.6 LPG 1.9 TDI	70 44 55 63 66 77 81 55 59 66 77 60 66	05/15→ 07/09→ 05/10→ 08/12→ 05/15→ 09/10→ 09/15→ 05/15→ 07/08→06/10 05/15→ 05/15→ 05/11→ 07/08→06/10	➔	⏴; Scheibenbremse	2	24.3727-3403.2 583403	L= 1.642
1.2 1.4 1.6 1.9 TDI	51 63 77 77	03/08→ 03/08→ 05/08→ 03/08→06/10	➔	⏴; 07/08→; Trommelbremse	2	24.3727-3402.2 583402	L= 1.588
1.2 1.4 1.6 1.9 TDI	51 63 77 77	03/08→ 03/08→ 05/08→ 03/08→06/10	➔	⏴; 07/08→; Scheibenbremse	2	24.3727-3403.2 583403	L= 1.642
1.4 TSI	103	10/13→	➔	⏴; 12/13→; Scheibenbremse	2	24.3727-3403.2 583403	L= 1.642
1.4 TSI 1.4 TSI 2.0 2.0 TDI	110 110 85 105	06/09→ 11/15→ 10/08→ 01/10→	➔	⏴; Scheibenbremse	2	24.3727-3403.2 583403	L= 1.642
1.6 TDI 1.6 TDI	66 77	05/09→ 05/09→	➔	⏴; 06/09→; Scheibenbremse	2	24.3727-3403.2 583403	L= 1.642
<b>SEAT - IBIZA V SPORTCOUPE (6J1, 6P5) 07/08→</b>							
<b> Radbremszylinder</b>							
1.0 1.0 TSI ↓	55 70	05/15→ 05/15→	➔	+PR 1KM		24.3219-0909.3 020188	Ø 19,05 ALU

	kW			 	! #		
<b>SEAT - IBIZA V SPORTCOUPE (6J1, 6P5) 07/08→</b>							
 <b>Radbremszylinder</b>							
1.0 TSI	81	05/15→	➔	+PR 1KM		24.3219-0909.3 020188	Ø 19,05 ALU
1.2	44	07/09→					
1.2	51	07/08→					
1.2 TDI	55	05/10→					
1.2 TSI	63	08/12→					
1.2 TSI	66	05/15→					
1.2 TSI	77	09/10→					
1.2 TSI	81	09/15→					
1.4	63	07/08→					
1.4 TDI	55	05/15→					
1.4 TDI	59	07/08→06/10					
1.4 TDI	66	05/15→					
1.4 TDI	77	05/15→					
1.6	77	07/08→					
1.6 LPG	60	05/11→					
1.9 TDI	66	07/08→06/10					
1.9 TDI	77	07/08→06/10					
<b>Zubehörsatz, Bremsbacken</b>							
1.0	55	05/15→	➔	+PR 1KM		03.0137-9168.2 669168	VW
1.0 TSI	70	05/15→					
1.0 TSI	81	05/15→					
1.2	44	07/09→					
1.2	51	07/08→					
1.2 TDI	55	05/10→					
1.2 TSI	63	08/12→					
1.2 TSI	66	05/15→					
1.2 TSI	77	09/10→					
1.2 TSI	81	09/15→					
1.4	63	07/08→					
1.4 TDI	55	05/15→					
1.4 TDI	59	07/08→06/10					
1.4 TDI	66	05/15→					
1.4 TDI	77	05/15→					
1.6	77	07/08→					
1.6 LPG	60	05/11→					
1.9 TDI	66	07/08→06/10					
1.9 TDI	77	07/08→06/10					
 <b>Bremstrommel</b>							
1.0	55	05/15→	➔	+PR 1KM		24.0220-0037.1 480161	Ø 200,0 x 50,1 / 201,5
1.0 TSI	70	05/15→					
1.0 TSI	81	05/15→					
1.2	44	07/09→					
1.2	51	07/08→					
1.2 TDI	55	05/10→					
1.2 TSI	63	08/12→					
1.2 TSI	66	05/15→					
1.2 TSI	77	09/10→					
1.2 TSI	81	09/15→					
1.4	63	07/08→					
1.4 TDI	55	05/15→					
1.4 TDI	59	07/08→06/10					
1.4 TDI	66	05/15→					
1.4 TDI	77	05/15→					
1.6	77	07/08→					
1.6 LPG	60	05/11→					
1.9 TDI	66	07/08→06/10					
1.9 TDI	77	07/08→06/10					
 <b>Bremsbackensatz</b>							
1.0	55	05/15→	➔	+PR 1KM		03.0137-0268.2 650268	VW Ø 200 x 40 + HEB
1.0 TSI	70	05/15→				03.0520-8219.3 698219	VW Ø 200 x 40 Ø 19,05 + RZ / + Zub TopKit
1.0 TSI	81	05/15→					
1.2	44	07/09→					
1.2	51	07/08→					
1.2 TDI	55	05/10→					
1.2 TSI	63	08/12→					
1.2 TSI	66	05/15→					
1.2 TSI	77	09/10→					
1.2 TSI	81	09/15→					
1.4	63	07/08→					
1.4 TDI	55	05/15→					
1.4 TDI	59	07/08→06/10					
1.4 TDI	66	05/15→					
1.4 TDI	77	05/15→					
1.6	77	07/08→					
1.6 LPG	60	05/11→					
1.9 TDI	66	07/08→06/10					
1.9 TDI	77	07/08→06/10					
↓							


















	kW			 	! #		
<b>SEAT - IBIZA V SPORTCOUPE (6J1, 6P5) 07/08→</b>							
 <b>Seilzug, Feststellbremse</b>							
1.0	55	05/15→	➔	⬇️; Trommelbremse	2	24.3727-3402.2 583402	L= 1.588
1.0 TSI	70	05/15→	➔	⬇️; Scheibenbremse	2	24.3727-3403.2 583403	L= 1.642
1.0 TSI	81	05/15→					
1.2	44	07/09→					
1.2	51	07/08→					
1.2 TDI	55	05/10→					
1.2 TSI	63	08/12→					
1.2 TSI	66	05/15→					
1.2 TSI	77	09/10→					
1.2 TSI	81	09/15→					
1.4	63	07/08→					
1.4 TDI	55	05/15→					
1.4 TDI	59	07/08→06/10					
1.4 TDI	66	05/15→					
1.4 TDI	77	05/15→					
1.6	77	07/08→					
1.6 LPG	60	05/11→					
1.9 TDI	66	07/08→06/10					
1.9 TDI	77	07/08→06/10					
1.4 TSI	103	10/13→	➔	⬇️; 12/13→; Scheibenbremse	2	24.3727-3403.2 583403	L= 1.642
1.4 TSI	110	06/09→	➔	⬇️; Scheibenbremse	2	24.3727-3403.2 583403	L= 1.642
1.4 TSI	110	11/15→					
1.4 TSI Cupra	132	06/09→					
1.8 TSI Cupra	141	11/15→					
2.0	85	10/08→					
2.0 TDI	105	01/10→					
1.6 TDI	66	05/09→	➔	⬇️; 06/09→; Scheibenbremse	2	24.3727-3403.2 583403	L= 1.642
1.6 TDI	77	05/09→					
<b>SEAT - IBIZA V ST (6J8, 6P8) 03/10→</b>							
 <b>Radbremszylinder</b>							
1.0	55	05/15→	➔	+PR 1KM		24.3219-0909.3 020188	Ø 19,05 ALU
1.0 TSI	70	05/15→					
1.0 TSI	81	05/15→					
1.2	44	05/10→					
1.2	51	05/10→					
1.2 TDI	55	04/10→					
1.2 TSI	63	09/12→					
1.2 TSI	66	05/15→					
1.2 TSI	77	09/10→					
1.2 TSI	81	09/15→					
1.4	63	03/10→					
1.4 TDI	55	05/15→					
1.4 TDI	66	05/15→					
1.4 TDI	77	05/15→					
<b>Zubehörsatz, Bremsbacken</b>							
1.0	55	05/15→	➔	+PR 1KM		03.0137-9168.2 669168	VW
1.0 TSI	70	05/15→					
1.0 TSI	81	05/15→					
1.2	44	05/10→					
1.2	51	05/10→					
1.2 TDI	55	04/10→					
1.2 TSI	63	09/12→					
1.2 TSI	66	05/15→					
1.2 TSI	77	09/10→					
1.2 TSI	81	09/15→					
1.4	63	03/10→					
1.4 TDI	55	05/15→					
1.4 TDI	66	05/15→					
1.4 TDI	77	05/15→					
 <b>Bremsstrommel</b>							
1.0	55	05/15→	➔	+PR 1KM		24.0220-0037.1 480161	Ø 200,0 x 50,1 / 201,5
1.0 TSI	70	05/15→					
1.0 TSI	81	05/15→					
1.2	44	05/10→					
1.2	51	05/10→					
1.2 TDI	55	04/10→					
1.2 TSI	63	09/12→					
1.2 TSI	66	05/15→					
1.2 TSI	77	09/10→					
1.2 TSI	81	09/15→					
1.4	63	03/10→					
1.4 TDI	55	05/15→					
1.4 TDI	66	05/15→					
1.4 TDI	77	05/15→					
 <b>Bremsbackensatz</b>							
1.0	55	05/15→	➔	+PR 1KM		03.0137-0268.2 650268	VW Ø 200 x 40 + HEB
↓							













	kw			 	! #		
<b>SEAT - IBIZA V ST (6J8, 6P8) 03/10→</b>							
 <b>Bremsbackensatz</b>							
1.0 TSI	70	05/15→	➔	+PR 1KM		<b>03.0520-8219.3 698219</b>	VW Ø 200 x 40 Ø 19,05 + RZ / + Zub TopKit
1.0 TSI	81	05/15→					
1.2	44	05/10→					
1.2	51	05/10→					
1.2 TDI	55	04/10→					
1.2 TSI	63	09/12→					
1.2 TSI	66	05/15→					
1.2 TSI	77	09/10→					
1.2 TSI	81	09/15→					
1.4	63	03/10→					
1.4 TDI	55	05/15→					
1.4 TDI	66	05/15→					
1.4 TDI	77	05/15→					
 <b>Seilzug, Feststellbremse</b>							
1.0	55	05/15→	➔	⬇; Trommelbremse	2	<b>24.3727-3402.2 583402</b>	L= 1.588
1.0 TSI	70	05/15→					
1.0 TSI	81	05/15→	➔	⬇; Scheibenbremse	2	<b>24.3727-3403.2 583403</b>	L= 1.642
1.2	44	05/10→					
1.2	51	05/10→					
1.2 TDI	55	04/10→					
1.2 TSI	63	09/12→					
1.2 TSI	66	05/15→					
1.2 TSI	77	09/10→					
1.2 TSI	81	09/15→					
1.4	63	03/10→					
1.4 TDI	55	05/15→					
1.4 TDI	66	05/15→					
1.4 TDI	77	05/15→					
1.4 TSI	103	10/13→	➔	⬇; 12/13→; Scheibenbremse	2	<b>24.3727-3403.2 583403</b>	L= 1.642
1.4 TSI	110	02/12→	➔	⬇; Scheibenbremse	2	<b>24.3727-3403.2 583403</b>	L= 1.642
1.4 TSI	110	11/15→					
1.6 TDI	66	03/10→					
1.6 TDI	77	03/10→					
<b>SEAT - INCA (6K9) 11/95→06/03</b>							
 <b>Radbremszylinder</b>							
1.4 16V	55	04/00→06/03	➔			<b>24.3220-0909.3 020210</b>	Ø 20,64 ALU
1.4 i	44	11/95→06/03					
1.6 i	55	11/95→05/98					
1.6 i	55	06/97→09/00					
1.7 D	42	09/96→06/03					
1.9 D	47	11/95→06/03					
1.9 SDI	47	11/95→06/03					
1.9 TDI	66	09/96→06/03					
<b>Zubehörsatz, Bremsbacken</b>							
1.4 16V	55	04/00→06/03				<b>03.0137-9149.2 669149</b>	
			➔			<b>03.0137-9164.2 669164</b>	
1.4 i	44	11/95→06/03		9K-X-023408→		<b>03.0137-9149.2 669149</b>	
1.6 i	55	11/95→05/98					
1.6 i	55	06/97→09/00	➔	→ 9K-X-023407		<b>03.0137-9164.2 669164</b>	
1.7 D	42	09/96→06/03					
1.9 D	47	11/95→06/03					
1.9 SDI	47	11/95→06/03					
1.9 TDI	66	09/96→06/03					
 <b>Bremstrommel</b>							
1.4 16V	55	04/00→06/03	➔			<b>24.0223-0015.1 480073</b>	Ø 230,0 x 51 / 231 - RLG
						<b>24.0223-0019.1 480176</b>	Ø 230,0 x 50,5 / 231 - RLG / + ABS Ring
						<b>24.0223-0020.1 480177</b>	Ø 230,0 x 39,7 / 231,5
1.4 i	44	11/95→06/03	➔	- ABS; → 9K-X-023407		<b>24.0223-0015.1 480073</b>	Ø 230,0 x 51 / 231 - RLG
1.6 i	55	11/95→05/98					
1.6 i	55	06/97→09/00	➔	+ ABS; → 9K-X-023407		<b>24.0223-0019.1 480176</b>	Ø 230,0 x 50,5 / 231 - RLG / + ABS Ring
1.7 D	42	09/96→06/03					
1.9 D	47	11/95→06/03	➔	9K-X-023408→		<b>24.0223-0020.1 480177</b>	Ø 230,0 x 39,7 / 231,5
1.9 SDI	47	11/95→06/03					
1.9 TDI	66	09/96→06/03					
 <b>Bremsbackensatz</b>							
1.4 16V	55	04/00→06/03	➔			<b>03.0137-0264.2 650264</b>	Ø 230 x 40 + HEB
						<b>03.0137-0357.2 650357</b>	Ø 230 x 32 + HEB
						<b>03.0520-6120.3 696120</b>	VW Ø 230 x 40 Ø 20,64 + RZ / + Zub TopKit
↓							











	kw			 	! #		
<b>SEAT - INCA (6K9) 11/95→06/03</b>							
 <b>Bremsbackensatz</b>							
1.4 16V	55	04/00→06/03	➔			<b>03.0520-6920.3 696920</b>	Ø 230 x 32 Ø 20,64 + RZ / + Zub TopKit
1.4 i	44	11/95→06/03	➔	→ 9K-X-023407		<b>03.0137-0264.2 650264</b>	Ø 230 x 40 + HEB
1.6 i	55	11/95→05/98				<b>03.0520-6120.3 696120</b>	VW Ø 230 x 40 Ø 20,64 + RZ / + Zub TopKit
1.6 i	55	06/97→09/00					
1.7 D	42	09/96→06/03					
1.9 D	47	11/95→06/03	➔	9K-X-023408→		<b>03.0137-0357.2 650357</b>	Ø 230 x 32 + HEB
1.9 SDI	47	11/95→06/03				<b>03.0520-6920.3 696920</b>	Ø 230 x 32 Ø 20,64 + RZ / + Zub TopKit
1.9 TDI	66	09/96→06/03					
 <b>Seilzug, Feststellbremse</b>							
1.4 16V	55	04/00→06/03	➔	⏴; Trommelbremse	2	<b>24.3727-2700.2 582700</b>	L= 1.671
1.4 i	44	11/95→06/03					
1.6 i	55	11/95→05/98					
1.6 i	55	06/97→09/00					
1.7 D	42	09/96→06/03					
1.9 D	47	11/95→06/03					
1.9 SDI	47	11/95→06/03					
1.9 TDI	66	09/96→06/03					
<b>SEAT - LEON (1M1) 11/99→06/06</b>							
 <b>Seilzug, Feststellbremse</b>							
1.4 16V	55	11/99→06/06	➔	⏴; → 07/05; Scheibenbremse	2	<b>24.3727-0173.2 580173</b>	L= 1.693
1.6	74	11/99→06/06					
1.6 16 V	77	09/00→06/06					
1.8 20V	92	11/99→06/06					
1.8 20V T	132	11/99→06/06					
1.8 20V T 4	132	11/99→06/06					
1.8 T Cupra R	165	07/03→06/06					
1.9 SDI	50	11/99→06/06					
1.9 TDI	66	11/99→06/06					
1.9 TDI	81	11/99→06/06					
1.9 TDI	96	05/03→06/06					
1.9 TDI Syncro	110	05/02→06/06					
2.8 Cupra 4	150	02/01→06/06					
1.8 T Cupra R	154	02/02→06/06	➔	⏴; 05/02→ 07/05; Scheibenbremse	2	<b>24.3727-0173.2 580173</b>	L= 1.693
1.8 Turbo 4x4	154	05/02→05/03	➔	⏴; Scheibenbremse	2	<b>24.3727-0173.2 580173</b>	L= 1.693
2.8	150	05/02→06/04					
1.9 TDI	110	09/00→06/06	➔	⏴; 02/01→ 07/05; Scheibenbremse	2	<b>24.3727-0173.2 580173</b>	L= 1.693
<b>SEAT - LEON (1P1) 05/05→12/12</b>							
 <b>Seilzug, Feststellbremse</b>							
1.2 TSI	77	02/10→12/12	➔	⏴; → 10/12; Scheibenbremse	2	<b>24.3727-0195.2 580195</b>	L= 1.447
1.4 16V	63	06/06→12/12				<b>24.3727-2708.2 582708</b>	L= 1.447
1.4 TSI	92	11/07→12/12					
1.6 LPG	75	12/09→12/12					
1.6 MultiFuel	75	11/10→12/12					
1.6 TDI	66	11/10→12/12					
1.6 TDI	77	02/10→12/12					
1.8 TSI	118	06/07→12/12					
2.0 Cupra R	195	09/09→12/12					
2.0 TDI	125	05/06→12/12					
2.0 TFSI	155	06/09→12/12					
1.6	75	07/05→12/12	➔	⏴; 08/05→ 10/12; Scheibenbremse	2	<b>24.3727-0195.2 580195</b>	L= 1.447
2.0 TDI 16V	103	07/05→12/12				<b>24.3727-2708.2 582708</b>	L= 1.447
1.9 TDI	66	06/07→12/10	➔	⏴; Scheibenbremse	2	<b>24.3727-0195.2 580195</b>	L= 1.447
2.0 TDI	103	10/05→10/10				<b>24.3727-2708.2 582708</b>	L= 1.447
2.0 TFSI	136	09/05→05/06					
2.0 TFSI	177	11/06→05/11					
1.9 TDI	77	07/05→12/10	➔	⏴; 08/05→; Scheibenbremse	2	<b>24.3727-0195.2 580195</b>	L= 1.447
2.0 FSI	110	07/05→05/10				<b>24.3727-2708.2 582708</b>	L= 1.447
2.0 TDI	100	07/05→05/10					
2.0 TFSI	147	05/05→03/09					
<b>SEAT - LEON (5F1) 09/12→</b>							
 <b>Seilzug, Feststellbremse</b>							
1.0 TSI	85	05/15→	➔	⏴; +PR 0N4,0B2; Scheibenbremse	1	<b>24.3727-2709.2 582709</b>	L= 1.463
1.2 TSI	81	04/14→					
1.4 TSI	92	05/14→					
1.4 TSI	110	05/14→					
1.6 TDI	81	09/13→					
2.0 Cupra	195	10/13→					
2.0 Cupra	206	10/13→					
2.0 Cupra	213	10/15→					
2.0 Cupra	221	01/17→					
2.0 TDI	81	05/13→					
↓							













	kW			 	! #		
<b>SEAT - LEON (5F1) 09/12→</b>							
 <b>Seilzug, Feststellbremse</b>							
1.2 TSI	63	12/12→	➔	⬇; +PR 0N4, 0B2; Scheibenbremse	1	24.3727-2709.2	582709 L= 1.463
1.2 TSI	77	01/13→					
1.4 TSI	90	11/12→					
1.4 TSI	103	09/12→					
1.6 TDI	66	11/12→					
1.6 TDI	77	11/12→					
1.8 TSI	132	02/13→					
2.0 TDI	105	05/13→					
2.0 TDI	110	10/12→					
2.0 TDI	135	09/12→					
1.4 TGI	81	02/13→	➔	⬇; 10/13→; +PR 0N4,0B2; Scheibenbremse	1	24.3727-2709.2	582709 L= 1.463
1.6 TDI	85	11/16→	➔	⬇; 01/17→; +PR 0N4,0B2; Scheibenbremse	1	24.3727-2709.2	582709 L= 1.463
<b>SEAT - LEON SC (5F5) 01/13→</b>							
 <b>Seilzug, Feststellbremse</b>							
1.0 TSI	85	05/15→	➔	⬇; +PR 0N4,0B2; Scheibenbremse	1	24.3727-2709.2	582709 L= 1.463
1.2 TSI	81	05/14→					
1.4 TSI	92	05/14→					
1.4 TSI	110	05/14→					
1.6 TDI	81	09/13→					
2.0 Cupra	195	10/13→					
2.0 Cupra	206	10/13→					
2.0 Cupra	213	10/15→					
2.0 Cupra	221	01/17→					
1.2 TSI	63	01/13→	➔	⬇; +PR 0N4, 0B2; Scheibenbremse	1	24.3727-2709.2	582709 L= 1.463
1.2 TSI	77	02/13→					
1.4 TSI	90	02/13→					
1.4 TSI	103	02/13→					
1.6 TDI	66	02/13→					
1.6 TDI	77	02/13→					
1.8 TSI	132	02/13→					
2.0 TDI	105	05/13→					
2.0 TDI	110	02/13→					
2.0 TDI	135	03/13→					
1.6 TDI	85	11/16→	➔	⬇; 01/17→; +PR 0N4,0B2; Scheibenbremse	1	24.3727-2709.2	582709 L= 1.463
2.0 TDI	81	02/13→	➔	⬇; 05/13→; +PR 0N4,0B2; Scheibenbremse	1	24.3727-2709.2	582709 L= 1.463
<b>SEAT - LEON ST (5F8) 08/13→</b>							
 <b>Seilzug, Feststellbremse</b>							
1.0 TSI	85	05/15→	➔	⬇; +PR 0N4,0B2; Scheibenbremse	1	24.3727-2709.2	582709 L= 1.463
1.2 TSI	81	05/14→					
1.4 TGI	81	10/13→					
1.4 TSI	92	05/14→					
1.4 TSI	110	05/14→					
1.6 TDI	81	09/13→					
1.6 TDI 4Drive	77	04/14→					
1.6 TDI 4Drive	81	11/14→					
1.8 TSI 4Drive	132	11/14→					
2.0 Cupra	195	10/13→					
2.0 Cupra	206	10/13→					
2.0 Cupra	213	10/15→					
2.0 Cupra	221	11/16→					
2.0 Cupra 4Drive	221	11/16→					
2.0 TDI	81	11/13→					
2.0 TDI 4Drive	110	04/14→					
2.0 TDI 4Drive	135	11/14→					
1.2 TSI	63	11/13→	➔	⬇; +PR 0N4, 0B2; Scheibenbremse	1	24.3727-2709.2	582709 L= 1.463
1.2 TSI	77	08/13→					
1.4 TSI	90	10/13→					
1.4 TSI	103	10/13→					
1.6 TDI	66	11/13→					
1.6 TDI	77	10/13→					
1.8 TSI	132	10/13→					
2.0 TDI	105	10/13→					
2.0 TDI	110	10/13→					
2.0 TDI	135	08/13→					
1.6 TDI	85	11/16→	➔	⬇; 01/17→; +PR 0N4,0B2; Scheibenbremse	1	24.3727-2709.2	582709 L= 1.463
<b>SEAT - MARBELLA (28) 08/86→10/98</b>							
 <b>Radbremsszylinder</b>							
0.9	32	07/97→10/98	➔			24.3219-0803.3	020183 Ø 19,05 GG
0.9 Cat	29	01/90→11/96					
0.9 Cat	30	11/96→10/98					
↓							
























	kW			 	! #		
<b>SEAT - MARBELLA (28) 08/86→10/98</b>							
<b>Zubehörsatz, Bremsbacken</b>							
0.9 0.9 Cat 0.9 Cat	32 29 30	07/97→10/98 01/90→11/96 11/96→10/98	➔			03.0137-9021.2 669021	Fiat
<b> Bremstrommel</b>							
0.9 0.9 Cat 0.9 Cat	32 29 30	07/97→10/98 01/90→11/96 11/96→10/98	➔			24.0218-5001.1 480012	Ø 185,0 x 37 / 186,8
<b> Bremsbackensatz</b>							
0.9 0.9 Cat 0.9 Cat	32 29 30	07/97→10/98 01/90→11/96 11/96→10/98	➔			03.0137-0015.2 650015	Fiat Ø 185 x 31
<b> Seilzug, Feststellbremse</b>							
0.9 0.9 Cat 0.9 Cat	32 29 30	07/97→10/98 01/90→11/96 11/96→10/98	➔	☑; Trommelbremse	1	24.3727-0503.2 580503	L= 2.670
<b>SEAT - Mii (KF1) 10/11→</b>							
<b> Radbremszylinder</b>							
1.0 1.0 1.0 EcoFuel	44 55 50	10/11→ 10/11→ 11/12→	➔	05/12→		24.3217-0908.3 020167	Ø 17,46 ALU
<b>Zubehörsatz, Bremsbacken</b>							
1.0 1.0 1.0 EcoFuel	44 55 50	10/11→ 10/11→ 11/12→	➔	05/12→		03.0137-9168.2 669168	VW
<b> Bremsbackensatz</b>							
1.0 1.0 1.0 EcoFuel	44 55 50	10/11→ 10/11→ 11/12→	➔	05/12→		03.0137-0268.2 650268 03.0520-4817.3 694817	VW Ø 200 x 40 + HEB Ø 200 x 40 Ø 17,46 + RZ / + Zub TopKit
<b>SEAT - TERRA (24) 01/87→12/96</b>							
<b> Radbremszylinder</b>							
0.9 1.4 D	29 35	02/87→12/96 10/90→12/95	➔	09/90→		24.3219-0803.3 020183	Ø 19,05 GG
<b>Zubehörsatz, Bremsbacken</b>							
0.9 1.4 D	29 35	02/87→12/96 10/90→12/95	➔	03/87→		03.0137-9021.2 669021	Fiat
<b> Bremsbackensatz</b>							
0.9 1.4 D	29 35	02/87→12/96 10/90→12/95	➔	03/87→		03.0137-0015.2 650015	Fiat Ø 185 x 31
<b> Seilzug, Feststellbremse</b>							
0.9 1.4 D	29 35	02/87→12/96 10/90→12/95	➔	☑; 03/87→; Trommelbremse	1	24.3727-2705.2 582705	L= 3.170
<b>SEAT - TERRA Kasten (024A) 01/87→02/96</b>							
<b> Radbremszylinder</b>							
0.9 0.9 Cat	29 29	01/87→12/95 01/90→12/95	➔	09/90→		24.3219-0803.3 020183	Ø 19,05 GG
<b>Zubehörsatz, Bremsbacken</b>							
0.9 0.9 Cat	29 29	01/87→12/95 01/90→12/95	➔	03/87→		03.0137-9021.2 669021	Fiat
<b> Bremsbackensatz</b>							
0.9 ↓	29	01/87→12/95	➔	03/87→		03.0137-0015.2 650015	Fiat Ø 185 x 31












	kW					! #		
<b>SEAT - TERRA Kasten (024A) 01/87→02/96</b>								
 <b>Bremsbackensatz</b>								
0.9 Cat	29	01/90→12/95	➡				<b>03.0137-0015.2 650015</b>	Fiat Ø 185 x 31
 <b>Seilzug, Feststellbremse</b>								
0.9	29	01/87→12/95	➡	⬇; 03/87→; Trommelbremse	1	<b>24.3727-2705.2 582705</b>		L= 3.170
0.9 Cat	29	01/90→12/95	➡	⬇; Trommelbremse	1	<b>24.3727-2705.2 582705</b>		L= 3.170
<b>SEAT - TOLEDO I (1L) 01/91→10/99</b>								
 <b>Radbremsszylinder</b>								
1.6 i	54	05/91→03/99	➡	09/91→ 09/98		<b>03.3217-2112.3 020027</b>		Ø 17,46 GG
1.9 D	50	05/91→03/99				<b>24.3217-0908.3 020167</b>		Ø 17,46 ALU
1.9 TD	55	05/91→03/99						
1.6 i	55	01/93→03/99	➡	→ 09/98		<b>03.3217-2112.3 020027</b>		Ø 17,46 GG
1.6 i	74	11/96→03/99				<b>24.3217-0908.3 020167</b>		Ø 17,46 ALU
1.9 D	47	12/95→03/99						
1.9 TDI	66	08/95→03/99						
1.9 TDI	81	11/96→03/99						
1.8 i	65	05/91→12/96	➡	09/91→		<b>03.3217-2112.3 020027</b>		Ø 17,46 GG
						<b>24.3217-0908.3 020167</b>		Ø 17,46 ALU
1.8 i	66	11/93→12/96	➡			<b>03.3217-2112.3 020027</b>		Ø 17,46 GG
						<b>24.3217-0908.3 020167</b>		Ø 17,46 ALU
<b>Zubehörsatz, Bremsbacken</b>								
1.6 i	54	05/91→03/99	➡	09/91→; → 1L-ZD310000		<b>03.0137-9008.2 669008</b>		
			➡	→ 09/98; 1L-ZD310001→		<b>03.0137-9168.2 669168</b>		VW
1.6 i	55	01/93→03/99	➡	→ 1L-ZD310000		<b>03.0137-9008.2 669008</b>		
1.6 i	74	11/96→03/99	➡	→ 09/98; 1L-ZD310001→		<b>03.0137-9168.2 669168</b>		VW
1.8 i	65	05/91→12/96	➡	09/91→		<b>03.0137-9168.2 669168</b>		VW
1.8 i	66	11/93→12/96	➡			<b>03.0137-9168.2 669168</b>		VW
1.9 D	47	12/95→03/99	➡	→ 09/98		<b>03.0137-9168.2 669168</b>		VW
1.9 TDI	66	08/95→03/99						
1.9 TDI	81	11/96→03/99						
1.9 D	50	05/91→03/99	➡	09/91→ 09/98		<b>03.0137-9168.2 669168</b>		VW
1.9 TD	55	05/91→03/99						
 <b>Bremstrommel</b>								
1.6 i	54	05/91→03/99	➡	09/91→; → 1L-ZD310000		<b>24.0218-0007.1 480003</b>		Ø 180,0 x 38,5 / 181 - RLG
						<b>24.0218-0707.2 480211</b>		Ø 180,0 x 38,5 / 181 + RLG
			➡	→ 09/98; 1L-ZD310001→		<b>24.0220-0018.1 480019</b>		Ø 200,0 x 50 / 201 - RLG / - ABS Ring
						<b>24.0220-0718.2 480209</b>		Ø 200,0 x 50 / 201 + RLG / - ABS Ring
1.6 i	55	01/93→03/99	➡	→ 1L-ZD310000		<b>24.0218-0007.1 480003</b>		Ø 180,0 x 38,5 / 181 - RLG
1.6 i	74	11/96→03/99	➡	→ 09/98; 1L-ZD310001→		<b>24.0218-0707.2 480211</b>		Ø 180,0 x 38,5 / 181 + RLG
						<b>24.0220-0018.1 480019</b>		Ø 200,0 x 50 / 201 - RLG / - ABS Ring
						<b>24.0220-0718.2 480209</b>		Ø 200,0 x 50 / 201 + RLG / - ABS Ring
1.8 i	65	05/91→12/96	➡	09/91→		<b>24.0220-0018.1 480019</b>		Ø 200,0 x 50 / 201 - RLG / - ABS Ring
						<b>24.0220-0718.2 480209</b>		Ø 200,0 x 50 / 201 + RLG / - ABS Ring
1.8 i	66	11/93→12/96	➡			<b>24.0220-0018.1 480019</b>		Ø 200,0 x 50 / 201 - RLG / - ABS Ring
						<b>24.0220-0718.2 480209</b>		Ø 200,0 x 50 / 201 + RLG / - ABS Ring
1.9 D	47	12/95→03/99	➡	→ 09/98		<b>24.0220-0018.1 480019</b>		Ø 200,0 x 50 / 201 - RLG / - ABS Ring
1.9 TDI	66	08/95→03/99				<b>24.0220-0718.2 480209</b>		Ø 200,0 x 50 / 201 + RLG / - ABS Ring
1.9 TDI	81	11/96→03/99						
1.9 D	50	05/91→03/99	➡	09/91→ 09/98		<b>24.0220-0018.1 480019</b>		Ø 200,0 x 50 / 201 - RLG / - ABS Ring
1.9 TD	55	05/91→03/99				<b>24.0220-0718.2 480209</b>		Ø 200,0 x 50 / 201 + RLG / - ABS Ring
 <b>Bremsbackensatz</b>								
1.6 i	54	05/91→03/99	➡	09/91→; → 1L-ZD310000		<b>03.0137-0126.2 650126</b>		Ø 180 x 31 + HEB
↓								












	kw			 	! #		
<b>SEAT - TOLEDO I (1L) 01/91→10/99</b>							
 <b>Bremsbackensatz</b>							
1.6 i	54	05/91→03/99	➔	09/91→; → 1L-ZD310000		<b>03.0420-0617.3 680617</b>	VW Ø 180 x 31 Ø 17,46 + RZ / + Zub Kit
						<b>03.0520-3917.3 693917</b>	VW Ø 180 x 31 Ø 17,46 + RZ / + Zub TopKit
			➔	→ 09/98; 1L-ZD310001→		<b>03.0137-0268.2 650268</b>	VW Ø 200 x 40 + HEB
						<b>03.0420-1517.3 681517</b>	VW Ø 200 x 40 Ø 17,46 + RZ / + Zub Kit
						<b>03.0520-1517.3 691517</b>	VW Ø 200 x 40 Ø 17,46 + RZ / + Zub TopKit
1.6 i	55	01/93→03/99	➔	→ 1L-ZD310000		<b>03.0137-0126.2 650126</b>	Ø 180 x 31 + HEB
1.6 i	74	11/96→03/99				<b>03.0420-0617.3 680617</b>	VW Ø 180 x 31 Ø 17,46 + RZ / + Zub Kit
						<b>03.0520-3917.3 693917</b>	VW Ø 180 x 31 Ø 17,46 + RZ / + Zub TopKit
			➔	→ 09/98; 1L-ZD310001→		<b>03.0137-0268.2 650268</b>	VW Ø 200 x 40 + HEB
						<b>03.0420-1517.3 681517</b>	VW Ø 200 x 40 Ø 17,46 + RZ / + Zub Kit
						<b>03.0520-1517.3 691517</b>	VW Ø 200 x 40 Ø 17,46 + RZ / + Zub TopKit
1.8 i	65	05/91→12/96	➔	09/91→		<b>03.0137-0268.2 650268</b>	VW Ø 200 x 40 + HEB
						<b>03.0420-1517.3 681517</b>	VW Ø 200 x 40 Ø 17,46 + RZ / + Zub Kit
						<b>03.0520-1517.3 691517</b>	VW Ø 200 x 40 Ø 17,46 + RZ / + Zub TopKit
1.8 i	66	11/93→12/96	➔			<b>03.0137-0268.2 650268</b>	VW Ø 200 x 40 + HEB
						<b>03.0420-1517.3 681517</b>	VW Ø 200 x 40 Ø 17,46 + RZ / + Zub Kit
						<b>03.0520-1517.3 691517</b>	VW Ø 200 x 40 Ø 17,46 + RZ / + Zub TopKit
1.9 D	47	12/95→03/99	➔	→ 09/98		<b>03.0137-0268.2 650268</b>	VW Ø 200 x 40 + HEB
1.9 TDI	66	08/95→03/99				<b>03.0420-1517.3 681517</b>	VW Ø 200 x 40 Ø 17,46 + RZ / + Zub Kit
1.9 TDI	81	11/96→03/99				<b>03.0520-1517.3 691517</b>	VW Ø 200 x 40 Ø 17,46 + RZ / + Zub TopKit
1.9 D	50	05/91→03/99	➔	09/91→ 09/98		<b>03.0137-0268.2 650268</b>	VW Ø 200 x 40 + HEB
1.9 TD	55	05/91→03/99				<b>03.0420-1517.3 681517</b>	VW Ø 200 x 40 Ø 17,46 + RZ / + Zub Kit
						<b>03.0520-1517.3 691517</b>	VW Ø 200 x 40 Ø 17,46 + RZ / + Zub TopKit
 <b>Seilzug, Feststellbremse</b>							
1.6 i	54	05/91→03/99	➔	⏴; 09/91→ 09/98; Trommelbremse	2	<b>24.3727-0132.2 580132</b>	L= 1.527
1.9 D	50	05/91→03/99					
1.9 TD	55	05/91→03/99					
1.6 i	55	01/93→03/99	➔	⏴; → 09/98; Trommelbremse	2	<b>24.3727-0132.2 580132</b>	L= 1.527
1.6 i	74	11/96→03/99					
1.9 D	47	12/95→03/99					
1.9 TDI	66	08/95→03/99					
1.9 TDI	81	11/96→03/99					
1.8 16V	92	05/91→03/99	➔	⏴; 09/91→ 03/94; Scheibenbremse	2	<b>24.3727-0133.2 580133</b>	L= 1.622
1.8 16V	98	05/91→03/99					
1.8 i	65	05/91→12/96	➔	⏴; 09/91→; Trommelbremse	2	<b>24.3727-0132.2 580132</b>	L= 1.527
1.8 i	66	11/93→12/96	➔	⏴; Trommelbremse	2	<b>24.3727-0132.2 580132</b>	L= 1.527
2.0 i	85	05/91→03/99	➔	⏴; 09/91→ 09/98; Scheibenbremse	2	<b>24.3727-0133.2 580133</b>	L= 1.622
2.0 i 16V	110	11/93→03/99	➔	⏴; 03/94→ 09/98; Scheibenbremse	2	<b>24.3727-0133.2 580133</b>	L= 1.622
<b>SEAT - TOLEDO II (1M2) 10/98→05/06</b>							
 <b>Seilzug, Feststellbremse</b>							
1.4 16V	55	01/00→05/02	➔	⏴; Scheibenbremse	2	<b>24.3727-0149.2 580149</b>	L= 1.688
1.6	74	10/98→07/04					
1.8 20V	92	10/98→07/04					
1.9 TDI	66	03/99→07/04					
1.9 TDI	81	10/98→07/04					
1.9 TDI	110	10/00→07/04					
2.3 V5	110	10/98→11/00					
2.3 V5 20V	125	09/00→11/03					
2.8	150	10/00→07/01					
1.6 16V	77	06/00→05/06	➔	⏴; → 09/04; Scheibenbremse	2	<b>24.3727-0149.2 580149</b>	L= 1.688
1.9 TDI	96	05/03→05/06					
1.8 20VT	132	09/00→07/04	➔	⏴; 05/01→; Scheibenbremse	2	<b>24.3727-0149.2 580149</b>	L= 1.688

	kW			 	! #		
<b>SEAT - TOLEDO III (5P2) 04/04→05/09</b>							
 <b>Seilzug, Feststellbremse</b>							
1.4 16V	63	05/06→05/09	➔	⏚; → 03/09; Scheibenbremse	2	24.3727-2708.2 582708	L= 1.447
1.4 TSI	92	11/07→05/09					
1.6	75	10/04→05/09					
1.8 TFSI	118	01/07→05/09					
1.9 TDI	77	10/04→05/09					
2.0 FSI	110	10/04→05/09					
2.0 TDI	103	11/05→05/09					
2.0 TDI	125	01/06→05/09					
2.0 TFSI	147	11/05→05/09					
2.0 TDI	100	09/04→05/09	➔	⏚; 10/04→ 03/09; Scheibenbremse	2	24.3727-2708.2 582708	L= 1.447
2.0 TDI 16V	103	04/04→05/09					
<b>SEAT - TOLEDO IV (KG3) 07/12→</b>							
 <b>Radbremszylinder</b>							
1.2	55	07/12→	➔			24.3219-1762.3 020550	Ø 19,05 ALU
1.2 TSI	63	07/12→					
1.2 TSI	66	05/15→					
1.2 TSI	77	07/12→					
1.2 TSI	81	05/15→					
1.4 TDI	66	05/15→					
1.4 TSI	90	07/12→					
1.4 TSI	92	05/15→					
1.6	77	07/13→					
1.6 TDI	66	06/13→					
1.6 TDI	77	07/12→					
1.6 TDI	85	05/15→					
<b>Zubehörsatz, Bremsbacken</b>							
1.2	55	07/12→	➔			03.0137-9309.2 669309	AP
1.2 TSI	63	07/12→					
1.2 TSI	66	05/15→					
1.2 TSI	77	07/12→					
1.2 TSI	81	05/15→					
1.4 TDI	66	05/15→					
1.4 TSI	90	07/12→					
1.4 TSI	92	05/15→					
1.6	77	07/13→					
1.6 TDI	66	06/13→					
1.6 TDI	77	07/12→					
1.6 TDI	85	05/15→					
 <b>Bremsbackensatz</b>							
1.2	55	07/12→	➔			03.0137-0521.2 650521	AP Ø 228 x 33 - HEB
1.2 TSI	63	07/12→					
1.2 TSI	66	05/15→					
1.2 TSI	77	07/12→					
1.2 TSI	81	05/15→					
1.4 TDI	66	05/15→					
1.4 TSI	90	07/12→					
1.4 TSI	92	05/15→					
1.6	77	07/13→					
1.6 TDI	66	06/13→					
1.6 TDI	77	07/12→					
1.6 TDI	85	05/15→					
 <b>Seilzug, Feststellbremse</b>							
1.2	55	07/12→	➔	⏚; Scheibenbremse	2	24.3727-2710.2 582710	L= 1.780
1.2 TSI	63	07/12→					
1.2 TSI	66	05/15→	➔	⏚; Trommelbremse	2	24.3727-2711.2 582711	L= 1.707
1.2 TSI	77	07/12→					
1.2 TSI	81	05/15→					
1.4 TDI	66	05/15→					
1.4 TSI	90	07/12→					
1.4 TSI	92	05/15→					
1.6	77	07/13→					
1.6 TDI	66	06/13→					
1.6 TDI	77	07/12→					
1.6 TDI	85	05/15→					
<b>SKODA - CITIGO 10/11→</b>							
 <b>Radbremszylinder</b>							
1.0	44	10/11→	←	⏚; 05/12→		24.3217-0908.3 020167	Ø 17,46 ALU
1.0	55	10/11→					
1.0 CNG	50	11/12→	←	⏚		24.3217-0908.3 020167	Ø 17,46 ALU
<b>Zubehörsatz, Bremsbacken</b>							
1.0	44	10/11→	➔	05/12→		03.0137-9168.2 669168	VW
1.0	55	10/11→					
↓							











	kW					! #		
<b>SKODA - CITIGO 10/11</b> →								
<b>Zubehörsatz, Bremsbacken</b>								
1.0 CNG	50	11/12 →	➔				03.0137-9168.2 669168	VW
 <b>Bremsbackensatz</b>								
1.0	44	10/11 →	➔	05/12 →			03.0137-0268.2 650268	VW Ø 200 x 40 + HEB
1.0	55	10/11 →					03.0520-4817.3 694817	Ø 200 x 40 Ø 17,46 + RZ / + Zub TopKit
1.0 CNG	50	11/12 →	➔				03.0137-0268.2 650268	VW Ø 200 x 40 + HEB
							03.0520-4817.3 694817	Ø 200 x 40 Ø 17,46 + RZ / + Zub TopKit
<b>SKODA - FABIA I (6Y2) 08/99</b> → 03/08								
 <b>Radbremszylinder</b>								
1.0	37	12/99 → 08/02	➔	02/00 →			24.3219-0909.3 020188	Ø 19,05 ALU
1.4	50	08/99 → 05/03						
1.2	40	08/02 → 03/08	➔	→ 12/07			24.3219-0909.3 020188	Ø 19,05 ALU
1.2	47	01/03 → 03/08						
1.4 16V	55	12/99 → 03/08						
1.4 16V	74	12/99 → 03/08						
1.4 TDI	51	10/05 → 03/08						
1.4 TDI	55	04/03 → 03/08						
1.4 TDI	59	10/05 → 03/08						
1.9 SDI	47	12/99 → 03/08						
1.4	44	08/00 → 08/02	➔				24.3219-0909.3 020188	Ø 19,05 ALU
<b>Zubehörsatz, Bremsbacken</b>								
1.0	37	12/99 → 08/02	➔	02/00 →			03.0137-9168.2 669168	VW
1.4	50	08/99 → 05/03						
1.2	40	08/02 → 03/08	➔	→ 12/07			03.0137-9168.2 669168	VW
1.2	47	01/03 → 03/08						
1.4 16V	55	12/99 → 03/08						
1.4 16V	74	12/99 → 03/08						
1.4 TDI	51	10/05 → 03/08						
1.4 TDI	55	04/03 → 03/08						
1.4 TDI	59	10/05 → 03/08						
1.9 SDI	47	12/99 → 03/08						
1.4	44	08/00 → 08/02	➔				03.0137-9168.2 669168	VW
 <b>Bremstrommel</b>								
1.0	37	12/99 → 08/02	➔	02/00 →			24.0220-0037.1 480161	Ø 200,0 x 50,1 / 201,5
1.4	50	08/99 → 05/03						
1.2	40	08/02 → 03/08	➔	→ 12/07			24.0220-0037.1 480161	Ø 200,0 x 50,1 / 201,5
1.2	47	01/03 → 03/08						
1.4 16V	55	12/99 → 03/08						
1.4 16V	74	12/99 → 03/08						
1.4 TDI	51	10/05 → 03/08						
1.4 TDI	55	04/03 → 03/08						
1.4 TDI	59	10/05 → 03/08						
1.9 SDI	47	12/99 → 03/08						
1.4	44	08/00 → 08/02	➔				24.0220-0037.1 480161	Ø 200,0 x 50,1 / 201,5
 <b>Bremsbackensatz</b>								
1.0	37	12/99 → 08/02	➔	02/00 →			03.0137-0268.2 650268	VW Ø 200 x 40 + HEB
1.4	50	08/99 → 05/03					03.0420-4219.3 684219	VW Ø 200 x 40 Ø 19,05 + RZ / + Zub Kit
							03.0520-4219.3 694219	VW Ø 200 x 40 Ø 19,05 + RZ / + Zub TopKit
1.2	40	08/02 → 03/08	➔	→ 12/07			03.0137-0268.2 650268	VW Ø 200 x 40 + HEB
1.2	47	01/03 → 03/08					03.0420-4219.3 684219	VW Ø 200 x 40 Ø 19,05 + RZ / + Zub Kit
1.4 16V	55	12/99 → 03/08						
1.4 16V	74	12/99 → 03/08						
1.4 TDI	51	10/05 → 03/08					03.0520-4219.3 694219	VW Ø 200 x 40 Ø 19,05 + RZ / + Zub TopKit
1.4 TDI	55	04/03 → 03/08						
1.4 TDI	59	10/05 → 03/08						
1.9 SDI	47	12/99 → 03/08						
1.4	44	08/00 → 08/02	➔				03.0137-0268.2 650268	VW Ø 200 x 40 + HEB
							03.0420-4219.3 684219	VW Ø 200 x 40 Ø 19,05 + RZ / + Zub Kit
							03.0520-4219.3 694219	VW Ø 200 x 40 Ø 19,05 + RZ / + Zub TopKit
 <b>Seilzug, Feststellbremse</b>								
1.0	37	12/99 → 08/02	➔	⏏; 02/00 →; +PR 1JB,1KK,1KT;	2	24.3727-0176.2 580176		L= 1.640
1.4	50	08/99 → 05/03		für Fahrzeuge mit Schlechtwegeausführung; Scheibenbremse				












	kw			 	! #		
<b>SKODA - FABIA I (6Y2) 08/99→03/08</b>							
 <b>Seilzug, Feststellbremse</b>							
1.0 1.4	37 50	12/99→08/02 08/99→05/03	➔	☒; 02/00→; +PR 1JB,1KK,1KT; für Fahrzeuge mit Schlechtwegeausführung; Scheibenbremse		24.3727-0198.2 580198	L= 1.645
			➔	☒; 02/00→; +PR 1JA,1JD,1KK,1KP / 1KQ; Scheibenbremse	2	24.3727-0197.2 580197	L= 1.645
			➔	☒; 02/00→; +PR 1JA,1JC,1JD,1KM; für Fahrzeuge ohne Schlechtwegeausführung; Trommelbremse	2	24.3727-0199.2 580199	L= 1.580
			➔	☒; 02/00→; +PR 1JB,1KM; für Fahrzeuge mit Schlechtwegeausführung; Trommelbremse	2	24.3727-2504.2 582504	L= 1.580
1.2 1.2 1.4 16V 1.4 16V 1.4 TDI 1.4 TDI 1.4 TDI 1.9 SDI 2.0	40 47 55 74 51 55 59 47 85	08/02→03/08 01/03→03/08 12/99→03/08 12/99→03/08 10/05→03/08 04/03→03/08 10/05→03/08 12/99→03/08 12/99→03/08	➔	☒; → 12/07; +PR 1JB,1KK,1KT; für Fahrzeuge mit Schlechtwegeausführung; Scheibenbremse	2	24.3727-0176.2 580176 24.3727-0198.2 580198	L= 1.640 L= 1.645
			➔	☒; → 12/07; +PR 1JA,1JD,1KK,1KP / 1KQ; Scheibenbremse	2	24.3727-0197.2 580197	L= 1.645
			➔	☒; → 12/07; +PR 1JA,1JC,1JD,1KM; für Fahrzeuge ohne Schlechtwegeausführung; Trommelbremse	2	24.3727-0199.2 580199	L= 1.580
			➔	☒; → 12/07; +PR 1JB,1KM; für Fahrzeuge mit Schlechtwegeausführung; Trommelbremse	2	24.3727-2504.2 582504	L= 1.580
1.4	44	08/00→08/02	➔	☒; +PR 1JB,1KK,1KT; für Fahrzeuge mit Schlechtwegeausführung; Scheibenbremse	2	24.3727-0176.2 580176 24.3727-0198.2 580198	L= 1.640 L= 1.645
			➔	☒; +PR 1JA,1JD,1KK,1KP / 1KQ; Scheibenbremse	2	24.3727-0197.2 580197	L= 1.645
			➔	☒; +PR 1JA,1JC,1JD,1KM; für Fahrzeuge ohne Schlechtwegeausführung; Trommelbremse	2	24.3727-0199.2 580199	L= 1.580
			➔	☒; +PR 1JB,1KM; für Fahrzeuge mit Schlechtwegeausführung; Trommelbremse	2	24.3727-2504.2 582504	L= 1.580
1.9 TDI	74	01/00→03/08	➔	☒; 02/00→ 12/07; +PR 1JB,1KK,1KT; für Fahrzeuge mit Schlechtwegeausführung; Scheibenbremse	2	24.3727-0176.2 580176 24.3727-0198.2 580198	L= 1.640 L= 1.645
			➔	☒; 02/00→ 12/07; +PR 1JA,1JD,1KK,1KP / 1KQ; Scheibenbremse	2	24.3727-0197.2 580197	L= 1.645
			➔	☒; 02/00→ 12/07; +PR 1JA,1JC,1JD,1KM; für Fahrzeuge ohne Schlechtwegeausführung; Trommelbremse	2	24.3727-0199.2 580199	L= 1.580
			➔	☒; 02/00→ 12/07; +PR 1JB,1KM; für Fahrzeuge mit Schlechtwegeausführung; Trommelbremse	2	24.3727-2504.2 582504	L= 1.580
1.9 TDI RS	96	06/03→03/08	➔	☒; 09/03→ 12/07; +PR 1JB,1KK,1KT; für Fahrzeuge mit Schlechtwegeausführung; Scheibenbremse	2	24.3727-0176.2 580176 24.3727-0198.2 580198	L= 1.640 L= 1.645
			➔	☒; 09/03→ 12/07; +PR 1JA,1JD,1KK,1KP / 1KQ; Scheibenbremse	2	24.3727-0197.2 580197	L= 1.645
			➔	☒; 09/03→ 12/07; +PR 1JA,1JC,1JD,1KM; für Fahrzeuge ohne Schlechtwegeausführung; Trommelbremse	2	24.3727-0199.2 580199	L= 1.580
			➔	☒; 09/03→ 12/07; +PR 1JB,1KM; für Fahrzeuge mit Schlechtwegeausführung; Trommelbremse	2	24.3727-2504.2 582504	L= 1.580
<b>SKODA - FABIA I Combi (6Y5) 04/00→12/07</b>							
 <b>Radbremszylinder</b>							
1.2	40	07/01→12/07	➔	08/02→		24.3219-0909.3 020188	Ø 19,05 ALU
1.2 1.4 1.4 1.4 16V 1.4 16V 1.4 16V 1.4 TDI 1.4 TDI 1.4 TDI 1.9 SDI ↓	47 44 50 55 59 74 51 55 59 47	01/03→12/07 04/00→03/03 04/00→05/03 05/00→12/07 04/06→12/07 04/00→12/07 10/05→12/07 04/03→12/07 10/05→12/07 04/00→12/07	➔			24.3219-0909.3 020188	Ø 19,05 ALU

	kw					! #		
<b>SKODA - FABIA I Combi (6Y5) 04/00→12/07</b>								
<b>Zubehörsatz, Bremsbacken</b>								
1.2	40	07/01→12/07	➡	08/02→			<b>03.0137-9168.2 669168</b>	VW
1.2	47	01/03→12/07	➡				<b>03.0137-9168.2 669168</b>	VW
1.4	44	04/00→03/03						
1.4	50	04/00→05/03						
1.4 16V	55	05/00→12/07						
1.4 16V	59	04/06→12/07						
1.4 16V	74	04/00→12/07						
1.4 TDI	51	10/05→12/07						
1.4 TDI	55	04/03→12/07						
1.4 TDI	59	10/05→12/07						
1.9 SDI	47	04/00→12/07						
<b> Bremstrommel</b>								
1.2	40	07/01→12/07	➡	08/02→			<b>24.0220-0037.1 480161</b>	Ø 200,0 x 50,1 / 201,5
1.2	47	01/03→12/07	➡				<b>24.0220-0037.1 480161</b>	Ø 200,0 x 50,1 / 201,5
1.4	44	04/00→03/03						
1.4	50	04/00→05/03						
1.4 16V	55	05/00→12/07						
1.4 16V	59	04/06→12/07						
1.4 16V	74	04/00→12/07						
1.4 TDI	51	10/05→12/07						
1.4 TDI	55	04/03→12/07						
1.4 TDI	59	10/05→12/07						
1.9 SDI	47	04/00→12/07						
<b> Bremsbackensatz</b>								
1.2	40	07/01→12/07	➡	08/02→			<b>03.0137-0268.2 650268</b>	VW Ø 200 x 40 + HEB
							<b>03.0420-4219.3 684219</b>	VW Ø 200 x 40 Ø 19,05 + RZ / + Zub Kit
							<b>03.0520-4219.3 694219</b>	VW Ø 200 x 40 Ø 19,05 + RZ / + Zub TopKit
1.2	47	01/03→12/07	➡				<b>03.0137-0268.2 650268</b>	VW Ø 200 x 40 + HEB
1.4	44	04/00→03/03					<b>03.0420-4219.3 684219</b>	VW Ø 200 x 40 Ø 19,05 + RZ / + Zub Kit
1.4	50	04/00→05/03					<b>03.0420-4219.3 684219</b>	VW Ø 200 x 40 Ø 19,05 + RZ / + Zub Kit
1.4 16V	55	05/00→12/07					<b>03.0520-4219.3 694219</b>	VW Ø 200 x 40 Ø 19,05 + RZ / + Zub TopKit
1.4 16V	59	04/06→12/07						
1.4 16V	74	04/00→12/07						
1.4 TDI	51	10/05→12/07						
1.4 TDI	55	04/03→12/07						
1.4 TDI	59	10/05→12/07						
1.9 SDI	47	04/00→12/07						
<b> Seilzug, Feststellbremse</b>								
1.2	40	07/01→12/07	➡	08/02→	⚠; 08/02→; +PR 1JB,1KK,1KT; für Fahrzeuge mit Schlechtwegeausführung; Scheibenbremse	2	<b>24.3727-0176.2 580176</b>	L= 1.640
			➡		⚠; 08/02→; +PR 1JA,1JD,1KK,1KP / 1KQ; Scheibenbremse	2	<b>24.3727-0198.2 580198</b>	L= 1.645
			➡		⚠; 08/02→; +PR 1JA,1JC,1JD,1KM; für Fahrzeuge ohne Schlechtwegeausführung; Trommelbremse	2	<b>24.3727-0199.2 580199</b>	L= 1.580
			➡		⚠; 08/02→; +PR 1JB,1KM; für Fahrzeuge mit Schlechtwegeausführung; Trommelbremse	2	<b>24.3727-2504.2 582504</b>	L= 1.580
1.2	47	01/03→12/07	➡		⚠; +PR 1JB,1KK,1KT; für Fahrzeuge mit Schlechtwegeausführung; Scheibenbremse	2	<b>24.3727-0176.2 580176</b>	L= 1.640
1.4	44	04/00→03/03					<b>24.3727-0198.2 580198</b>	L= 1.645
1.4	50	04/00→05/03					<b>24.3727-0199.2 580199</b>	L= 1.580
1.4 16V	55	05/00→12/07					<b>24.3727-0197.2 580197</b>	L= 1.645
1.4 16V	59	04/06→12/07						
1.4 16V	74	04/00→12/07						
1.4 TDI	51	10/05→12/07					<b>24.3727-0199.2 580199</b>	L= 1.580
1.4 TDI	55	04/03→12/07						
1.4 TDI	59	10/05→12/07						
1.9 SDI	47	04/00→12/07					<b>24.3727-2504.2 582504</b>	L= 1.580
1.9 SDI	74	04/00→12/07						
2.0	85	04/00→12/07						
<b>SKODA - FABIA I Praktik (6Y5) 07/01→12/07</b>								
<b> Radbremszylinder</b>								
1.2	40	07/01→12/07	➡	08/02→			<b>24.3219-0909.3 020188</b>	Ø 19,05 ALU
1.2	47	01/03→12/07	➡				<b>24.3219-0909.3 020188</b>	Ø 19,05 ALU
1.4	50	07/01→05/03						
1.4 TDI	51	10/05→12/07						
1.9 SDI	47	07/01→12/07						
↓								














	kw					! #		
<b>SKODA - FABIA I Praktik (6Y5) 07/01→12/07</b>								
<b>Zubehörsatz, Bremsbacken</b>								
1.2	40	07/01→12/07	➡	08/02→			03.0137-9168.2 669168	VW
1.2	47	01/03→12/07	➡				03.0137-9168.2 669168	VW
1.4	50	07/01→05/03						
1.4 TDI	51	10/05→12/07						
1.9 SDI	47	07/01→12/07						
<b> Bremstrommel</b>								
1.2	40	07/01→12/07	➡	08/02→			24.0220-0037.1 480161	Ø 200,0 x 50,1 / 201,5
1.2	47	01/03→12/07	➡				24.0220-0037.1 480161	Ø 200,0 x 50,1 / 201,5
1.4	50	07/01→05/03						
1.4 TDI	51	10/05→12/07						
1.9 SDI	47	07/01→12/07						
<b> Bremsbackensatz</b>								
1.2	40	07/01→12/07	➡	08/02→			03.0137-0268.2 650268 03.0420-4219.3 684219 03.0520-4219.3 694219	VW Ø 200 x 40 + HEB VW Ø 200 x 40 Ø 19,05 + RZ / + Zub Kit VW Ø 200 x 40 Ø 19,05 + RZ / + Zub TopKit
1.2	47	01/03→12/07	➡				03.0137-0268.2 650268 03.0420-4219.3 684219 03.0520-4219.3 694219	VW Ø 200 x 40 + HEB VW Ø 200 x 40 Ø 19,05 + RZ / + Zub Kit VW Ø 200 x 40 Ø 19,05 + RZ / + Zub TopKit
1.4	50	07/01→05/03						
1.4 TDI	51	10/05→12/07						
1.9 SDI	47	07/01→12/07						
<b> Seilzug, Feststellbremse</b>								
1.2	40	07/01→12/07	➡		☒; 08/02→; +PR 1JB,1KK,1KT; für Fahrzeuge mit Schlechtwegeausführung; Scheibenbremse	2	24.3727-0176.2 580176 24.3727-0198.2 580198	L= 1.640 L= 1.645
			➡		☒; 08/02→; +PR 1JA,1JD,1KK,1KP / 1KQ; Scheibenbremse	2	24.3727-0197.2 580197	L= 1.645
			➡		☒; 08/02→; +PR 1JA,1JC,1JD,1KM; für Fahrzeuge ohne Schlechtwegeausführung; Trommelbremse	2	24.3727-0199.2 580199	L= 1.580
			➡		☒; 08/02→; +PR 1JB,1KM; für Fahrzeuge mit Schlechtwegeausführung; Trommelbremse	2	24.3727-2504.2 582504	L= 1.580
1.2	47	01/03→12/07	➡		☒; +PR 1JB,1KK,1KT; für Fahrzeuge mit Schlechtwegeausführung; Scheibenbremse	2	24.3727-0176.2 580176 24.3727-0198.2 580198	L= 1.640 L= 1.645
1.4	50	07/01→05/03			☒; +PR 1JA,1JD,1KK,1KP / 1KQ; Scheibenbremse	2	24.3727-0197.2 580197	L= 1.645
1.4 TDI	51	10/05→12/07			☒; +PR 1JA,1JC,1JD,1KM; für Fahrzeuge ohne Schlechtwegeausführung; Trommelbremse	2	24.3727-0199.2 580199	L= 1.580
1.9 SDI	47	07/01→12/07			☒; +PR 1JB,1KM; für Fahrzeuge mit Schlechtwegeausführung; Trommelbremse	2	24.3727-2504.2 582504	L= 1.580
<b>SKODA - FABIA I Stufenheck (6Y3) 10/99→12/07</b>								
<b> Radbremszylinder</b>								
1.2	40	07/01→12/07	➡	08/02→			24.3219-0909.3 020188	Ø 19,05 ALU
1.2	47	01/03→12/07	➡				24.3219-0909.3 020188	Ø 19,05 ALU
1.4	44	04/00→08/02						
1.4	50	07/01→05/03						
1.4 16V	55	10/99→12/07						
1.4 16V	59	04/06→12/07						
1.4 16V	74	12/99→12/07						
1.4 TDI	51	10/05→12/07						
1.4 TDI	55	04/03→12/07						
1.4 TDI	59	10/05→12/07						
1.9 SDI	47	11/99→12/07	➡	12/99→			24.3219-0909.3 020188	Ø 19,05 ALU
<b>Zubehörsatz, Bremsbacken</b>								
1.2	40	07/01→12/07	➡	08/02→			03.0137-9168.2 669168	VW
1.2	47	01/03→12/07	➡				03.0137-9168.2 669168	VW
1.4	44	04/00→08/02						
1.4	50	07/01→05/03						
1.4 16V	55	10/99→12/07						
1.4 16V	59	04/06→12/07						
1.4 16V	74	12/99→12/07						
1.4 TDI	51	10/05→12/07						
↓								

















	kW					! #		
<b>SKODA - FABIA I Stufenheck (6Y3) 10/99→12/07</b>								
<b>Zubehörsatz, Bremsbacken</b>								
1.4 TDI	55	04/03→12/07	➔			03.0137-9168.2	669168	VW
1.4 TDI	59	10/05→12/07						
1.9 SDI	47	11/99→12/07	➔	12/99→		03.0137-9168.2	669168	VW
<b> Bremstrommel</b>								
1.2	40	07/01→12/07	➔	08/02→		24.0220-0037.1	480161	Ø 200,0 x 50,1 / 201,5
1.2	47	01/03→12/07	➔			24.0220-0037.1	480161	Ø 200,0 x 50,1 / 201,5
1.4	44	04/00→08/02						
1.4	50	07/01→05/03						
1.4 16V	55	10/99→12/07						
1.4 16V	59	04/06→12/07						
1.4 16V	74	12/99→12/07						
1.4 TDI	51	10/05→12/07						
1.4 TDI	55	04/03→12/07						
1.4 TDI	59	10/05→12/07						
1.9 SDI	47	11/99→12/07	➔	12/99→		24.0220-0037.1	480161	Ø 200,0 x 50,1 / 201,5
<b> Bremsbackensatz</b>								
1.2	40	07/01→12/07	➔	08/02→		03.0137-0268.2	650268	VW Ø 200 x 40 + HEB
						03.0420-4219.3	684219	VW Ø 200 x 40 Ø 19,05 + RZ / + Zub Kit
						03.0520-4219.3	694219	VW Ø 200 x 40 Ø 19,05 + RZ / + Zub TopKit
1.2	47	01/03→12/07	➔			03.0137-0268.2	650268	VW Ø 200 x 40 + HEB
1.4	44	04/00→08/02				03.0420-4219.3	684219	VW Ø 200 x 40 Ø 19,05 + RZ / + Zub Kit
1.4	50	07/01→05/03						
1.4 16V	55	10/99→12/07				03.0520-4219.3	694219	VW Ø 200 x 40 Ø 19,05 + RZ / + Zub TopKit
1.4 16V	59	04/06→12/07						
1.4 16V	74	12/99→12/07						
1.4 TDI	51	10/05→12/07						
1.4 TDI	55	04/03→12/07						
1.4 TDI	59	10/05→12/07						
1.9 SDI	47	11/99→12/07	➔	12/99→		03.0137-0268.2	650268	VW Ø 200 x 40 + HEB
						03.0420-4219.3	684219	VW Ø 200 x 40 Ø 19,05 + RZ / + Zub Kit
						03.0520-4219.3	694219	VW Ø 200 x 40 Ø 19,05 + RZ / + Zub TopKit
<b> Seilzug, Feststellbremse</b>								
1.2	40	07/01→12/07	➔	⚠; 08/02→; +PR 1JB,1KK,1KT; für Fahrzeuge mit Schlechtwegeausführung; Scheibenbremse	2	24.3727-0176.2	580176	L= 1.640
			➔	⚠; 08/02→; +PR 1JA,1JD,1KK,1KP / 1KQ; Scheibenbremse	2	24.3727-0198.2	580198	L= 1.645
			➔	⚠; 08/02→; +PR 1JA,1JC,1JD,1KM; für Fahrzeuge ohne Schlechtwegeausführung; Trommelbremse	2	24.3727-0199.2	580199	L= 1.580
			➔	⚠; 08/02→; +PR 1JB,1KM; für Fahrzeuge mit Schlechtwegeausführung; Trommelbremse	2	24.3727-2504.2	582504	L= 1.580
1.2	47	01/03→12/07	➔	⚠; +PR 1JB,1KK,1KT; für Fahrzeuge mit Schlechtwegeausführung; Scheibenbremse	2	24.3727-0176.2	580176	L= 1.640
1.4	44	04/00→08/02				24.3727-0198.2	580198	L= 1.645
1.4	50	07/01→05/03						
1.4 16V	55	10/99→12/07	➔	⚠; +PR 1JA,1JD,1KK,1KP / 1KQ; Scheibenbremse	2	24.3727-0197.2	580197	L= 1.645
1.4 16V	59	04/06→12/07						
1.4 16V	74	12/99→12/07						
1.4 TDI	51	10/05→12/07	➔	⚠; +PR 1JA,1JC,1JD,1KM; für Fahrzeuge ohne Schlechtwegeausführung; Trommelbremse	2	24.3727-0199.2	580199	L= 1.580
1.4 TDI	55	04/03→12/07						
1.4 TDI	59	10/05→12/07						
2.0	85	12/99→12/07	➔	⚠; +PR 1JB,1KM; für Fahrzeuge mit Schlechtwegeausführung; Trommelbremse	2	24.3727-2504.2	582504	L= 1.580
1.9 SDI	47	11/99→12/07	➔	⚠; 12/99→; +PR 1JB,1KK,1KT; für Fahrzeuge mit Schlechtwegeausführung; Scheibenbremse	2	24.3727-0176.2	580176	L= 1.640
			➔	⚠; 12/99→; +PR 1JA,1JD,1KK,1KP / 1KQ; Scheibenbremse	2	24.3727-0197.2	580197	L= 1.645
			➔	⚠; 12/99→; +PR 1JA,1JC,1JD,1KM; für Fahrzeuge ohne Schlechtwegeausführung; Trommelbremse	2	24.3727-0199.2	580199	L= 1.580
			➔	⚠; 12/99→; +PR 1JB,1KM; für Fahrzeuge mit Schlechtwegeausführung; Trommelbremse	2	24.3727-2504.2	582504	L= 1.580
↓								















	kW			 	! #		
<b>SKODA - FABIA I Stufenheck (6Y3) 10/99→12/07</b>							
 <b>Seilzug, Feststellbremse</b>							
1.9 TDI	74	01/00→12/07	➔	⚠; 02/00→; +PR 1JB,1KK,1KT; für Fahrzeuge mit Schlechtwegeausführung; Scheibenbremse	2	<b>24.3727-0176.2 580176</b> <b>24.3727-0198.2 580198</b>	L= 1.640 L= 1.645
			➔	⚠; 02/00→; +PR 1JA,1JD,1KK,1KP / 1KQ; Scheibenbremse	2	<b>24.3727-0197.2 580197</b>	L= 1.645
			➔	⚠; 02/00→; +PR 1JA,1JC,1JD,1KM; für Fahrzeuge ohne Schlechtwegeausführung; Trommelbremse	2	<b>24.3727-0199.2 580199</b>	L= 1.580
			➔	⚠; 02/00→; +PR 1JB,1KM; für Fahrzeuge mit Schlechtwegeausführung; Trommelbremse	2	<b>24.3727-2504.2 582504</b>	L= 1.580
<b>SKODA - FABIA II (542) 12/06→12/14</b>							
 <b>Radbremszylinder</b>							
1.2	44	12/06→12/14	➔	03/07→ 06/14		<b>24.3219-0909.3 020188</b>	Ø 19,05 ALU
1.2	51	01/07→12/14					
1.4	63	01/07→12/14					
1.2 12V	44	11/11→12/14	➔	→ 06/14		<b>24.3219-0909.3 020188</b>	Ø 19,05 ALU
1.2 TDI	55	05/10→12/14					
1.2 TSI	63	03/10→12/14					
1.2 TSI	77	03/10→12/14					
1.6	77	04/07→12/14					
1.6 TDI	55	04/10→12/14					
1.6 TDI	66	03/10→12/14					
1.6 TDI	77	03/10→12/14					
1.4 TDI	51	02/07→03/10	➔	03/07→		<b>24.3219-0909.3 020188</b>	Ø 19,05 ALU
1.4 TDI	59	01/07→03/10					
1.9 TDI	77	04/07→03/10	➔			<b>24.3219-0909.3 020188</b>	Ø 19,05 ALU
<b>Zubehörsatz, Bremsbacken</b>							
1.2	44	12/06→12/14	➔	03/07→ 06/14		<b>03.0137-9168.2 669168</b>	VW
1.2	51	01/07→12/14					
1.4	63	01/07→12/14					
1.2 12V	44	11/11→12/14	➔	→ 06/14		<b>03.0137-9168.2 669168</b>	VW
1.2 TDI	55	05/10→12/14					
1.2 TSI	63	03/10→12/14					
1.2 TSI	77	03/10→12/14					
1.6	77	04/07→12/14					
1.6 TDI	55	04/10→12/14					
1.6 TDI	66	03/10→12/14					
1.6 TDI	77	03/10→12/14					
1.4 TDI	51	02/07→03/10	➔	03/07→		<b>03.0137-9168.2 669168</b>	VW
1.4 TDI	59	01/07→03/10					
1.9 TDI	77	04/07→03/10	➔			<b>03.0137-9168.2 669168</b>	VW
 <b>Bremstrommel</b>							
1.2	44	12/06→12/14	➔	03/07→ 06/14		<b>24.0220-0037.1 480161</b>	Ø 200,0 x 50,1 / 201,5
1.2	51	01/07→12/14					
1.4	63	01/07→12/14					
1.2 12V	44	11/11→12/14	➔	→ 06/14		<b>24.0220-0037.1 480161</b>	Ø 200,0 x 50,1 / 201,5
1.2 TDI	55	05/10→12/14					
1.2 TSI	63	03/10→12/14					
1.2 TSI	77	03/10→12/14					
1.6	77	04/07→12/14					
1.6 TDI	55	04/10→12/14					
1.6 TDI	66	03/10→12/14					
1.6 TDI	77	03/10→12/14					
1.4 TDI	51	02/07→03/10	➔	03/07→		<b>24.0220-0037.1 480161</b>	Ø 200,0 x 50,1 / 201,5
1.4 TDI	59	01/07→03/10					
1.9 TDI	77	04/07→03/10	➔			<b>24.0220-0037.1 480161</b>	Ø 200,0 x 50,1 / 201,5
 <b>Bremssackensatz</b>							
1.2	44	12/06→12/14	➔	03/07→ 06/14		<b>03.0137-0268.2 650268</b>	VW Ø 200 x 40 + HEB
1.2	51	01/07→12/14				<b>03.0520-8219.3 698219</b>	VW Ø 200 x 40 Ø 19,05 + RZ / + Zub TopKit
1.4	63	01/07→12/14					
1.2 12V	44	11/11→12/14	➔	→ 06/14		<b>03.0137-0268.2 650268</b>	VW Ø 200 x 40 + HEB
1.2 TDI	55	05/10→12/14				<b>03.0520-8219.3 698219</b>	VW Ø 200 x 40 Ø 19,05 + RZ / + Zub TopKit
1.2 TSI	63	03/10→12/14					
1.2 TSI	77	03/10→12/14					
1.6	77	04/07→12/14					
1.6 TDI	55	04/10→12/14					
1.6 TDI	66	03/10→12/14					
1.6 TDI	77	03/10→12/14					
1.4 TDI	51	02/07→03/10	➔	03/07→		<b>03.0137-0268.2 650268</b>	VW Ø 200 x 40 + HEB
1.4 TDI	59	01/07→03/10					
↓							













	kw				! #		
<b>SKODA - FABIA II (542) 12/06→12/14</b>							
<b> Bremsbackensatz</b>							
1.4 TDI	51	02/07→03/10	➔	03/07→		<b>03.0520-8219.3</b>	<b>698219</b> VW Ø 200 x 40 Ø 19,05 + RZ / + Zub TopKit
1.4 TDI	59	01/07→03/10					
1.9 TDI	77	04/07→03/10	➔			<b>03.0137-0268.2</b> <b>03.0520-8219.3</b>	<b>650268</b> <b>698219</b> VW Ø 200 x 40 + HEB VW Ø 200 x 40 Ø 19,05 + RZ / + Zub TopKit
<b> Seilzug, Feststellbremse</b>							
1.2	44	12/06→12/14	➔	☒; 03/07→06/14; +PR 1JA,1JD,1JE,1KK / 1KP,1KQ,1KT; Scheibenbremse	2	<b>24.3727-0197.2</b>	<b>580197</b> L= 1.645
1.2	51	01/07→12/14					
1.4	63	01/07→12/14	➔	☒; 03/07→06/14; +PR 1JA,1JD,1JE,1KK / 1KP,1KQ,1KT; Trommelbremse	2	<b>24.3727-0199.2</b>	<b>580199</b> L= 1.580
1.2 12V	44	11/11→12/14	➔	☒; →06/14; +PR 1JA,1JD,1JE,1KK / 1KP,1KQ,1KT; Scheibenbremse	2	<b>24.3727-0197.2</b>	<b>580197</b> L= 1.645
1.2 TDI	55	05/10→12/14					
1.2 TSI	63	03/10→12/14					
1.2 TSI	77	03/10→12/14	➔	☒; →06/14; +PR 1JA,1JD,1JE,1KK / 1KP,1KQ,1KT; Trommelbremse	2	<b>24.3727-0199.2</b>	<b>580199</b> L= 1.580
1.4 TSI RS	132	05/10→12/14					
1.6	77	04/07→12/14					
1.6 TDI	55	04/10→12/14					
1.6 TDI	66	03/10→12/14					
1.6 TDI	77	03/10→12/14					
1.4 TDI	51	02/07→03/10	➔	☒; 03/07→; +PR 1JA,1JD,1JE,1KK / 1KP,1KQ,1KT; Scheibenbremse	2	<b>24.3727-0197.2</b>	<b>580197</b> L= 1.645
1.4 TDI	59	01/07→03/10	➔	☒; 03/07→; +PR 1JA,1JD,1JE,1KK / 1KP,1KQ,1KT; Trommelbremse	2	<b>24.3727-0199.2</b>	<b>580199</b> L= 1.580
1.9 TDI	77	04/07→03/10	➔	☒; +PR 1JA,1JD,1JE,1KK / 1KP,1KQ,1KT; Scheibenbremse	2	<b>24.3727-0197.2</b>	<b>580197</b> L= 1.645
			➔	☒; +PR 1JA,1JD,1JE,1KK / 1KP,1KQ,1KT; Trommelbremse	2	<b>24.3727-0199.2</b>	<b>580199</b> L= 1.580
<b>SKODA - FABIA II Combi (545) 10/07→12/14</b>							
<b> Radbremszylinder</b>							
1.2	44	10/07→11/14	➔	→06/14		<b>24.3219-0909.3</b>	<b>020188</b> Ø 19,05 ALU
1.2	51	10/07→12/14					
1.2 12V	44	11/11→12/14					
1.2 TDI	55	05/10→12/14					
1.2 TSI	63	03/10→12/14					
1.2 TSI	77	03/10→12/14					
1.4	63	10/07→12/14					
1.6	77	10/07→12/14					
1.6 TDI	55	04/10→12/14					
1.6 TDI	66	03/10→12/14					
1.6 TDI	77	03/10→12/14					
1.4 TDI	51	10/07→03/10	➔			<b>24.3219-0909.3</b>	<b>020188</b> Ø 19,05 ALU
1.4 TDI	59	10/07→03/10					
1.9 TDI	77	10/07→03/10					
<b>Zubehörsatz, Bremsbacken</b>							
1.2	44	10/07→11/14	➔	→06/14		<b>03.0137-9168.2</b>	<b>669168</b> VW
1.2	51	10/07→12/14					
1.2 12V	44	11/11→12/14					
1.2 TDI	55	05/10→12/14					
1.2 TSI	63	03/10→12/14					
1.2 TSI	77	03/10→12/14					
1.4	63	10/07→12/14					
1.6	77	10/07→12/14					
1.6 TDI	55	04/10→12/14					
1.6 TDI	66	03/10→12/14					
1.6 TDI	77	03/10→12/14					
1.4 TDI	51	10/07→03/10	➔			<b>03.0137-9168.2</b>	<b>669168</b> VW
1.4 TDI	59	10/07→03/10					
1.9 TDI	77	10/07→03/10					
<b> Bremstrommel</b>							
1.2	44	10/07→11/14	➔	→06/14		<b>24.0220-0037.1</b>	<b>480161</b> Ø 200,0 x 50,1 / 201,5
1.2	51	10/07→12/14					
1.2 12V	44	11/11→12/14					
1.2 TDI	55	05/10→12/14					
1.2 TSI	63	03/10→12/14					
1.2 TSI	77	03/10→12/14					
1.4	63	10/07→12/14					
1.6	77	10/07→12/14					
1.6 TDI	55	04/10→12/14					

	kW			 	! #		
<b>SKODA - FABIA II Combi (545) 10/07→12/14</b>							
 <b>Bremstrommel</b>							
1.6 TDI	66	03/10→12/14	→	→ 06/14		24.0220-0037.1 480161	Ø 200,0 x 50,1 / 201,5
1.6 TDI	77	03/10→12/14					
1.4 TDI	51	10/07→03/10	→			24.0220-0037.1 480161	Ø 200,0 x 50,1 / 201,5
1.4 TDI	59	10/07→03/10					
1.9 TDI	77	10/07→03/10					
 <b>Bremsbackensatz</b>							
1.2	44	10/07→11/14	→	→ 06/14		03.0137-0268.2 650268	VW Ø 200 x 40 + HEB
1.2	51	10/07→12/14					
1.2 12V	44	11/11→12/14				03.0520-8219.3 698219	VW Ø 200 x 40 Ø 19,05 + RZ / + Zub TopKit
1.2 TDI	55	05/10→12/14					
1.2 TSI	63	03/10→12/14					
1.2 TSI	77	03/10→12/14					
1.4	63	10/07→12/14					
1.6	77	10/07→12/14					
1.6 TDI	55	04/10→12/14					
1.6 TDI	66	03/10→12/14					
1.6 TDI	77	03/10→12/14					
1.4 TDI	51	10/07→03/10	→			03.0137-0268.2 650268	VW Ø 200 x 40 + HEB
1.4 TDI	59	10/07→03/10					
1.9 TDI	77	10/07→03/10				03.0520-8219.3 698219	VW Ø 200 x 40 Ø 19,05 + RZ / + Zub TopKit
 <b>Seilzug, Feststellbremse</b>							
1.2	44	10/07→11/14	→	↓; → 06/14;	2	24.3727-0197.2 580197	L= 1.645
1.2	51	10/07→12/14		+PR 1JA,1JD,1JE,1KK / 1KP,1KQ,1KT;			
1.2 12V	44	11/11→12/14		Scheibenbremse			
1.2 TDI	55	05/10→12/14	→	↓; → 06/14;	2	24.3727-0199.2 580199	L= 1.580
1.2 TSI	63	03/10→12/14		+PR 1JA,1JD,1JE,1KK / 1KP,1KQ,1KT;			
1.2 TSI	77	03/10→12/14		Trommelbremse			
1.4	63	10/07→12/14					
1.4 TSI RS	132	05/10→12/14					
1.6	77	10/07→12/14					
1.6 TDI	55	04/10→12/14					
1.6 TDI	66	03/10→12/14					
1.6 TDI	77	03/10→12/14					
1.4 TDI	51	10/07→03/10	→	↓;	2	24.3727-0197.2 580197	L= 1.645
1.4 TDI	59	10/07→03/10		+PR 1JA,1JD,1JE,1KK / 1KP,1KQ,1KT;			
1.9 TDI	77	10/07→03/10		Scheibenbremse			
			→	↓;	2	24.3727-0199.2 580199	L= 1.580
				+PR 1JA,1JD,1JE,1KK / 1KP,1KQ,1KT;			
				Trommelbremse			
<b>SKODA - FABIA III (NJ3) 08/14→</b>							
 <b>Radbremszylinder</b>							
1.0	44	08/14→	→			24.3219-0909.3 020188	Ø 19,05 ALU
1.0	55	08/14→					
1.2 TSI	66	08/14→					
1.2 TSI	81	08/14→					
1.4 TDI	55	05/15→					
1.4 TDI	66	08/14→					
1.4 TDI	77	08/14→					
1.6	81	01/15→					
<b>Zubehörsatz, Bremsbacken</b>							
1.0	44	08/14→	→			03.0137-9168.2 669168	VW
1.0	55	08/14→					
1.2 TSI	66	08/14→					
1.2 TSI	81	08/14→					
1.4 TDI	55	05/15→					
1.4 TDI	66	08/14→					
1.4 TDI	77	08/14→					
1.6	81	01/15→					
 <b>Bremstrommel</b>							
1.0	44	08/14→	→			24.0220-0037.1 480161	Ø 200,0 x 50,1 / 201,5
1.0	55	08/14→					
1.2 TSI	66	08/14→					
1.2 TSI	81	08/14→					
1.4 TDI	55	05/15→					
1.4 TDI	66	08/14→					
1.4 TDI	77	08/14→					
1.6	81	01/15→					
 <b>Bremsbackensatz</b>							
1.0	44	08/14→	→			03.0137-0268.2 650268	VW Ø 200 x 40 + HEB
1.0	55	08/14→					
1.2 TSI	66	08/14→				03.0520-8219.3 698219	VW Ø 200 x 40 Ø 19,05 + RZ / + Zub TopKit
1.2 TSI	81	08/14→					
↓							

















	kw					! #		
<b>SKODA - FABIA III (NJ3) 08/14→</b>								
 <b>Bremsbackensatz</b>								
1.4 TDI	55	05/15→	→				<b>03.0137-0268.2 650268</b>	VW Ø 200 x 40 + HEB
1.4 TDI	66	08/14→					<b>03.0520-8219.3 698219</b>	VW Ø 200 x 40 Ø 19,05
1.4 TDI	77	08/14→						+ RZ / + Zub TopKit
1.6	81	01/15→						
 <b>Seilzug, Feststellbremse</b>								
1.0	44	08/14→	→	↓; +PR 1KM; Trommelbremse	2		<b>24.3727-3402.2 583402</b>	L= 1.588
1.0	55	08/14→						
1.2 TSI	66	08/14→						
1.2 TSI	81	08/14→						
1.4 TDI	55	05/15→						
1.4 TDI	66	08/14→						
1.4 TDI	77	08/14→						
1.6	81	01/15→						
<b>SKODA - FABIA III Kombi (NJ5) 10/14→</b>								
 <b>Radbremszylinder</b>								
1.0	44	10/14→	→				<b>24.3219-0909.3 020188</b>	Ø 19,05 ALU
1.0	55	10/14→						
1.2 TSI	66	10/14→						
1.2 TSI	81	10/14→						
1.4 TDI	55	05/15→						
1.4 TDI	66	10/14→						
1.4 TDI	77	10/14→						
1.6	81	01/15→						
<b>Zubehörsatz, Bremsbacken</b>								
1.0	44	10/14→	→				<b>03.0137-9168.2 669168</b>	VW
1.0	55	10/14→						
1.2 TSI	66	10/14→						
1.2 TSI	81	10/14→						
1.4 TDI	55	05/15→						
1.4 TDI	66	10/14→						
1.4 TDI	77	10/14→						
1.6	81	01/15→						
 <b>Bremstrommel</b>								
1.0	44	10/14→	→				<b>24.0220-0037.1 480161</b>	Ø 200,0 x 50,1 / 201,5
1.0	55	10/14→						
1.2 TSI	66	10/14→						
1.2 TSI	81	10/14→						
1.4 TDI	55	05/15→						
1.4 TDI	66	10/14→						
1.4 TDI	77	10/14→						
1.6	81	01/15→						
 <b>Bremsbackensatz</b>								
1.0	44	10/14→	→				<b>03.0137-0268.2 650268</b>	VW Ø 200 x 40 + HEB
1.0	55	10/14→					<b>03.0520-8219.3 698219</b>	VW Ø 200 x 40 Ø 19,05
1.2 TSI	66	10/14→						+ RZ / + Zub TopKit
1.2 TSI	81	10/14→						
1.4 TDI	55	05/15→						
1.4 TDI	66	10/14→						
1.4 TDI	77	10/14→						
1.6	81	01/15→						
 <b>Seilzug, Feststellbremse</b>								
1.0	44	10/14→	→	↓; +PR 1KM; Trommelbremse	2		<b>24.3727-3402.2 583402</b>	L= 1.588
1.0	55	10/14→						
1.2 TSI	66	10/14→						
1.2 TSI	81	10/14→						
1.4 TDI	55	05/15→						
1.4 TDI	66	10/14→						
1.4 TDI	77	10/14→						
1.6	81	01/15→						
<b>SKODA - FAVORIT Forman (785) 06/88→06/95</b>								
 <b>Radbremszylinder</b>								
1.3	50	01/94→06/95	→				<b>24.3219-1721.3 020422</b>	Ø 19,05 GG
			→	02/94→			<b>24.3219-1721.3 020422</b>	Ø 19,05 GG
1.3 (135)	44	12/91→06/95	→	01/93→			<b>24.3219-1721.3 020422</b>	Ø 19,05 GG
1.3 (135 E)	40	09/91→06/95	→					
1.3 (136)	45	08/91→06/95	→	02/94→			<b>24.3219-1721.3 020422</b>	Ø 19,05 GG
<b>Zubehörsatz, Bremsbacken</b>								
1.3	50	01/94→06/95		02/94→			<b>03.0137-9168.2 669168</b>	VW
↓								

	kW					! #		
<b>SKODA - FAVORIT Forman (785) 06/88→06/95</b>								
<b>Zubehörsatz, Bremsbacken</b>								
1.3	50	01/94→06/95					<b>03.0137-9168.2 669168</b>	VW
1.3 (135)	44	12/91→06/95		01/93→			<b>03.0137-9168.2 669168</b>	VW
1.3 (135 E)	40	09/91→06/95		02/94→			<b>03.0137-9168.2 669168</b>	VW
			➔	→ 12/92			<b>03.0137-9133.2 669133</b>	
1.3 (136)	45	08/91→06/95		01/93→			<b>03.0137-9168.2 669168</b>	VW
				02/94→			<b>03.0137-9168.2 669168</b>	VW
			➔	09/91→ 12/92			<b>03.0137-9133.2 669133</b>	
<b> Bremstrommel</b>								
1.3	50	01/94→06/95	➔				<b>24.0220-0018.1 480019</b>	Ø 200,0 x 50 / 201 - RLG / - ABS Ring
							<b>24.0220-0718.2 480209</b>	Ø 200,0 x 50 / 201 + RLG / - ABS Ring
			➔	02/94→			<b>24.0220-0018.1 480019</b>	Ø 200,0 x 50 / 201 - RLG / - ABS Ring
							<b>24.0220-0718.2 480209</b>	Ø 200,0 x 50 / 201 + RLG / - ABS Ring
1.3 (135)	44	12/91→06/95	➔	01/93→			<b>24.0220-0018.1 480019</b>	Ø 200,0 x 50 / 201 - RLG / - ABS Ring
1.3 (135 E)	40	09/91→06/95					<b>24.0220-0718.2 480209</b>	Ø 200,0 x 50 / 201 + RLG / - ABS Ring
1.3 (136)	45	08/91→06/95					<b>24.0220-0018.1 480019</b>	Ø 200,0 x 50 / 201 - RLG / - ABS Ring
			➔	02/94→			<b>24.0220-0718.2 480209</b>	Ø 200,0 x 50 / 201 + RLG / - ABS Ring
<b> Bremsbackensatz</b>								
1.3	50	01/94→06/95	➔				<b>03.0137-0268.2 650268</b>	VW Ø 200 x 40 + HEB
							<b>03.0520-5319.3 695319</b>	Ø 200 x 40 Ø 19,05 + RZ / + Zub TopKit
			➔	02/94→			<b>03.0137-0268.2 650268</b>	VW Ø 200 x 40 + HEB
							<b>03.0520-5319.3 695319</b>	Ø 200 x 40 Ø 19,05 + RZ / + Zub TopKit
1.3 (135)	44	12/91→06/95	➔	01/93→			<b>03.0137-0268.2 650268</b>	VW Ø 200 x 40 + HEB
1.3 (135 E)	40	09/91→06/95					<b>03.0520-5319.3 695319</b>	Ø 200 x 40 Ø 19,05 + RZ / + Zub TopKit
1.3 (136)	45	08/91→06/95					<b>03.0137-0268.2 650268</b>	VW Ø 200 x 40 + HEB
			➔	02/94→			<b>03.0520-5319.3 695319</b>	Ø 200 x 40 Ø 19,05 + RZ / + Zub TopKit
<b>SKODA - FAVORIT Pick-up (787) 06/92→06/97</b>								
<b> Radbremszylinder</b>								
1.3	40	12/92→06/97	➔	→ 12/95			<b>24.3222-1712.3 020424</b>	Ø 22,2 GG
1.3	42	12/92→06/97						
1.3	50	12/92→06/97						
<b>Zubehörsatz, Bremsbacken</b>								
1.3	40	12/92→06/97		→ 12/95			<b>03.0137-9168.2 669168</b>	VW
1.3	42	12/92→06/97						
1.3	50	12/92→06/97						
<b> Bremstrommel</b>								
1.3	40	12/92→06/97	➔	→ 12/95			<b>24.0220-0018.1 480019</b>	Ø 200,0 x 50 / 201 - RLG / - ABS Ring
1.3	42	12/92→06/97					<b>24.0220-0718.2 480209</b>	Ø 200,0 x 50 / 201 + RLG / - ABS Ring
1.3	50	12/92→06/97						
<b> Bremsbackensatz</b>								
1.3	40	12/92→06/97	➔	→ 12/95			<b>03.0137-0268.2 650268</b>	VW Ø 200 x 40 + HEB
1.3	42	12/92→06/97					<b>03.0520-7022.3 697022</b>	VW Ø 200 x 40 Ø 22,2 + RZ / + Zub TopKit
1.3	50	12/92→06/97						
<b>SKODA - FELICIA I (6U1) 10/94→03/98</b>								
<b> Radbremszylinder</b>								
1.3	40	10/94→03/98	➔	→ 02/98			<b>24.3219-1721.3 020422</b>	Ø 19,05 GG
1.3	43	10/94→03/98						
1.3	50	10/94→03/98						
1.6 LX	55	08/95→03/98						
↓								











	kW					! #		
<b>SKODA - FELICIA I (6U1) 10/94→03/98</b>								
<b>Zubehörsatz, Bremsbacken</b>								
1.3	40	10/94→03/98	➔	→ 02/98			<b>03.0137-9168.2 669168</b>	VW
1.3	43	10/94→03/98						
1.3	50	10/94→03/98						
1.6 LX	55	08/95→03/98						
1.9 D	47	10/95→03/98	➔	10/96→ 02/98			<b>03.0137-9168.2 669168</b>	VW
<b> Bremstrommel</b>								
1.3	40	10/94→03/98	➔	→ 02/98			<b>24.0220-0018.1 480019</b>	Ø 200,0 x 50 / 201 - RLG / - ABS Ring
1.3	43	10/94→03/98						
1.3	50	10/94→03/98					<b>24.0220-0718.2 480209</b>	Ø 200,0 x 50 / 201 + RLG / - ABS Ring
1.6 LX	55	08/95→03/98						
1.9 D	47	10/95→03/98	➔	10/96→ 02/98			<b>24.0220-0018.1 480019</b>	Ø 200,0 x 50 / 201 - RLG / - ABS Ring
							<b>24.0220-0718.2 480209</b>	Ø 200,0 x 50 / 201 + RLG / - ABS Ring
<b> Bremsbackensatz</b>								
1.3	40	10/94→03/98	➔	→ 02/98			<b>03.0137-0268.2 650268</b>	VW Ø 200 x 40 + HEB
1.3	43	10/94→03/98						
1.3	50	10/94→03/98					<b>03.0520-5319.3 695319</b>	Ø 200 x 40 Ø 19,05 + RZ / + Zub TopKit
1.6 LX	55	08/95→03/98						
1.9 D	47	10/95→03/98	➔	10/96→ 02/98			<b>03.0137-0268.2 650268</b>	VW Ø 200 x 40 + HEB
<b> Seilzug, Feststellbremse</b>								
1.3	40	10/94→03/98	➔	⏴; → 02/98; Trommelbremse	2		<b>24.3727-2500.2 582500</b>	L= 1.752
1.3	43	10/94→03/98						
1.3	50	10/94→03/98						
1.6 LX	55	08/95→03/98						
1.9 D	47	10/95→03/98	➔	⏴; 10/96→ 02/98; Trommelbremse	2		<b>24.3727-2500.2 582500</b>	L= 1.752
<b>SKODA - FELICIA I Kombi (6U5) 07/95→03/98</b>								
<b> Radbremszylinder</b>								
1.3	43	08/95→03/98	➔	→ 02/98			<b>24.3222-1712.3 020424</b>	Ø 22,2 GG
1.3 LX	40	08/95→03/98						
1.3 LXI	50	08/95→03/98						
1.6 GLX	55	08/95→03/98						
1.9 D	47	10/95→03/98	➔	10/96→ 02/98			<b>24.3222-1712.3 020424</b>	Ø 22,2 GG
<b>Zubehörsatz, Bremsbacken</b>								
1.3	43	08/95→03/98	➔	→ 02/98			<b>03.0137-9168.2 669168</b>	VW
1.3 LX	40	08/95→03/98						
1.3 LXI	50	08/95→03/98						
1.6 GLX	55	08/95→03/98						
1.9 D	47	10/95→03/98	➔	10/96→ 02/98			<b>03.0137-9168.2 669168</b>	VW
<b> Bremstrommel</b>								
1.3	43	08/95→03/98	➔	→ 02/98			<b>24.0220-0018.1 480019</b>	Ø 200,0 x 50 / 201 - RLG / - ABS Ring
1.3 LX	40	08/95→03/98						
1.3 LXI	50	08/95→03/98					<b>24.0220-0718.2 480209</b>	Ø 200,0 x 50 / 201 + RLG / - ABS Ring
1.6 GLX	55	08/95→03/98						
1.9 D	47	10/95→03/98	➔	10/96→ 02/98			<b>24.0220-0018.1 480019</b>	Ø 200,0 x 50 / 201 - RLG / - ABS Ring
							<b>24.0220-0718.2 480209</b>	Ø 200,0 x 50 / 201 + RLG / - ABS Ring
<b> Bremsbackensatz</b>								
1.3	43	08/95→03/98	➔	→ 02/98			<b>03.0137-0268.2 650268</b>	VW Ø 200 x 40 + HEB
1.3 LX	40	08/95→03/98						
1.3 LXI	50	08/95→03/98					<b>03.0520-7022.3 697022</b>	VW Ø 200 x 40 Ø 22,2 + RZ / + Zub TopKit
1.6 GLX	55	08/95→03/98						
1.9 D	47	10/95→03/98	➔	10/96→ 02/98			<b>03.0137-0268.2 650268</b>	VW Ø 200 x 40 + HEB
							<b>03.0520-7022.3 697022</b>	VW Ø 200 x 40 Ø 22,2 + RZ / + Zub TopKit
<b> Seilzug, Feststellbremse</b>								
1.3	43	08/95→03/98	➔	⏴; → 02/98; Trommelbremse	2		<b>24.3727-2500.2 582500</b>	L= 1.752
1.3 LX	40	08/95→03/98						
1.3 LXI	50	08/95→03/98						
1.6 GLX	55	08/95→03/98						
1.9 D	47	10/95→03/98	➔	⏴; 10/96→ 02/98; Trommelbremse	2		<b>24.3727-2500.2 582500</b>	L= 1.752












	kW					! #		
<b>SKODA - FELICIA I Pick-up (6UF, 6U7) 10/95→04/02</b>								
 <b>Radbremszylinder</b>								
1.3 1.9 D	40 47	06/97→04/02 06/97→04/02	➡	+ ABS; → 12/00		24.3219-1721.3	020422	Ø 19,05 GG
			➡	- ABS; → 12/00		24.3222-1712.3	020424	Ø 22,2 GG
1.3	43	10/95→04/02	➡	+ ABS; 06/96→ 12/00		24.3219-1721.3	020422	Ø 19,05 GG
			➡	- ABS; 06/97→ 12/00		24.3222-1712.3	020424	Ø 22,2 GG
1.3	50	06/97→04/02	➡	→ 12/00		24.3219-1721.3	020422	Ø 19,05 GG
						24.3222-1712.3	020424	Ø 22,2 GG
1.6	55	06/97→04/02	➡	+ ABS; → 12/99		24.3219-1721.3	020422	Ø 19,05 GG
			➡	→ 12/99; - ABS		24.3222-1712.3	020424	Ø 22,2 GG
<b>Zubehörsatz, Bremsbacken</b>								
1.3 1.3 1.9 D	40 50 47	06/97→04/02 06/97→04/02 06/97→04/02	➡	→ 12/00		03.0137-9168.2	669168	VW
1.3	43	10/95→04/02	➡	06/97→ 12/00		03.0137-9168.2	669168	VW
1.6	55	06/97→04/02	➡	→ 12/99		03.0137-9168.2	669168	VW
 <b>Bremstrommel</b>								
1.3 1.3 1.9 D	40 50 47	06/97→04/02 06/97→04/02 06/97→04/02	➡	→ 12/00		24.0220-0018.1	480019	Ø 200,0 x 50 / 201 - RLG / - ABS Ring
						24.0220-0718.2	480209	Ø 200,0 x 50 / 201 + RLG / - ABS Ring
1.3	43	10/95→04/02	➡	06/97→ 12/00		24.0220-0018.1	480019	Ø 200,0 x 50 / 201 - RLG / - ABS Ring
						24.0220-0718.2	480209	Ø 200,0 x 50 / 201 + RLG / - ABS Ring
1.6	55	06/97→04/02	➡	→ 12/99		24.0220-0018.1	480019	Ø 200,0 x 50 / 201 - RLG / - ABS Ring
						24.0220-0718.2	480209	Ø 200,0 x 50 / 201 + RLG / - ABS Ring
 <b>Bremsbackensatz</b>								
1.3 1.9 D	40 47	06/97→04/02 06/97→04/02	➡	→ 12/00		03.0137-0268.2	650268	VW Ø 200 x 40 + HEB
			➡	+ ABS; → 12/00		03.0520-5319.3	695319	Ø 200 x 40 Ø 19,05 + RZ / + Zub TopKit
			➡	- ABS; → 12/00		03.0520-7022.3	697022	VW Ø 200 x 40 Ø 22,2 + RZ / + Zub TopKit
1.3	43	10/95→04/02	➡	06/97→ 12/00		03.0137-0268.2	650268	VW Ø 200 x 40 + HEB
			➡	+ ABS; 06/97→ 12/00		03.0520-5319.3	695319	Ø 200 x 40 Ø 19,05 + RZ / + Zub TopKit
			➡	- ABS; 06/97→ 12/00		03.0520-7022.3	697022	VW Ø 200 x 40 Ø 22,2 + RZ / + Zub TopKit
1.3	50	06/97→04/02	➡	→ 12/00		03.0137-0268.2	650268	VW Ø 200 x 40 + HEB
						03.0520-5319.3	695319	Ø 200 x 40 Ø 19,05 + RZ / + Zub TopKit
						03.0520-7022.3	697022	VW Ø 200 x 40 Ø 22,2 + RZ / + Zub TopKit
1.6	55	06/97→04/02	➡	→ 12/99		03.0137-0268.2	650268	VW Ø 200 x 40 + HEB
			➡	+ ABS; → 12/99		03.0520-5319.3	695319	Ø 200 x 40 Ø 19,05 + RZ / + Zub TopKit
			➡	- ABS; → 12/99		03.0520-7022.3	697022	VW Ø 200 x 40 Ø 22,2 + RZ / + Zub TopKit
 <b>Seilzug, Feststellbremse</b>								
1.3 1.3 1.9 D	40 50 47	06/97→04/02 06/97→04/02 06/97→04/02	➡	⏴; → 12/00; Trommelbremse	2	24.3727-2508.2	582508	L= 1.782
1.3	43	10/95→04/02	➡	⏴; 06/97→ 12/00; Trommelbremse	2	24.3727-2508.2	582508	L= 1.782
1.6	55	06/97→04/02	➡	⏴; → 12/99; Trommelbremse	2	24.3727-2508.2	582508	L= 1.782
<b>SKODA - FELICIA II (6U1) 01/98→06/01</b>								
 <b>Radbremszylinder</b>								
1.3 1.3 1.3 1.6 1.9 D	40 43 50 55 47	01/98→06/01 01/98→06/01 01/98→06/01 01/98→06/01 01/98→06/01	➡	03/98→; + ABS		24.3219-1721.3	020422	Ø 19,05 GG
			➡	03/98→; - ABS		24.3222-1712.3	020424	Ø 22,2 GG
↓								



	kw			 	! #		
<b>SKODA - FELICIA II (6U1) 01/98→06/01</b>							
<b>Zubehörsatz, Bremsbacken</b>							
1.3	40	01/98→06/01		03/98→		<b>03.0137-9168.2 669168</b>	VW
1.3	43	01/98→06/01					
1.3	50	01/98→06/01					
1.6	55	01/98→06/01					
1.9 D	47	01/98→06/01					
 <b>Bremstrommel</b>							
1.3	40	01/98→06/01	➔	03/98→		<b>24.0220-0018.1 480019</b>	Ø 200,0 x 50 / 201 - RLG / - ABS Ring
1.3	43	01/98→06/01					
1.3	50	01/98→06/01				<b>24.0220-0718.2 480209</b>	Ø 200,0 x 50 / 201 + RLG / - ABS Ring
1.6	55	01/98→06/01					
1.9 D	47	01/98→06/01					
 <b>Bremsbackensatz</b>							
1.3	40	01/98→06/01	➔	03/98→		<b>03.0137-0268.2 650268</b>	VW Ø 200 x 40 + HEB
1.3	43	01/98→06/01					
1.3	50	01/98→06/01	➔	03/98→; + ABS		<b>03.0520-5319.3 695319</b>	Ø 200 x 40 Ø 19,05 + RZ / + Zub TopKit
1.6	55	01/98→06/01					
1.9 D	47	01/98→06/01	➔	03/98→; - ABS		<b>03.0520-7022.3 697022</b>	VW Ø 200 x 40 Ø 22,2 + RZ / + Zub TopKit
 <b>Seilzug, Feststellbremse</b>							
1.3	40	01/98→06/01	➔	⬇; 03/98→; Trommelbremse	2	<b>24.3727-2500.2 582500</b>	L= 1.752
1.3	43	01/98→06/01					
1.3	50	01/98→06/01					
1.6	55	01/98→06/01					
1.9 D	47	01/98→06/01					
<b>SKODA - FELICIA II Kombi (6U5) 01/98→06/01</b>							
 <b>Radbremszylinder</b>							
1.3	50	01/98→06/01	➔	03/98→; + ABS		<b>24.3219-1721.3 020422</b>	Ø 19,05 GG
1.6	55	01/98→06/01					
1.9 D	47	01/98→06/01	➔	03/98→; - ABS		<b>24.3222-1712.3 020424</b>	Ø 22,2 GG
<b>Zubehörsatz, Bremsbacken</b>							
1.3	50	01/98→06/01		03/98→		<b>03.0137-9168.2 669168</b>	VW
1.6	55	01/98→06/01					
1.9 D	47	01/98→06/01					
 <b>Bremstrommel</b>							
1.3	50	01/98→06/01	➔	03/98→		<b>24.0220-0018.1 480019</b>	Ø 200,0 x 50 / 201 - RLG / - ABS Ring
1.6	55	01/98→06/01					
1.9 D	47	01/98→06/01				<b>24.0220-0718.2 480209</b>	Ø 200,0 x 50 / 201 + RLG / - ABS Ring
 <b>Bremsbackensatz</b>							
1.3	50	01/98→06/01	➔	03/98→		<b>03.0137-0268.2 650268</b>	VW Ø 200 x 40 + HEB
1.6	55	01/98→06/01					
1.9 D	47	01/98→06/01	➔	03/98→; + ABS		<b>03.0520-5319.3 695319</b>	Ø 200 x 40 Ø 19,05 + RZ / + Zub TopKit
			➔	03/98→; - ABS		<b>03.0520-7022.3 697022</b>	VW Ø 200 x 40 Ø 22,2 + RZ / + Zub TopKit
 <b>Seilzug, Feststellbremse</b>							
1.3	50	01/98→06/01	➔	⬇; 03/98→; Trommelbremse	2	<b>24.3727-2500.2 582500</b>	L= 1.752
1.6	55	01/98→06/01					
1.9 D	47	01/98→06/01					
<b>SKODA - OCTAVIA (1Z3) 02/04→06/13</b>							
 <b>Seilzug, Feststellbremse</b>							
1.2 TSI	77	02/10→06/13	➔	⬇; → 01/13; Scheibenbremse	2	<b>24.3727-0195.2 580195</b>	L= 1.447
1.4 TSI	90	11/08→06/13					
1.6 TDI	77	06/09→04/13					
1.8 TSI	112	03/09→06/13					
1.8 TSI	118	06/07→04/13					
2.0 TDI	81	03/10→06/13					
2.0 TDI RS	125	04/06→02/13					
1.4	55	05/04→05/06	➔	⬇; 12/05→; Scheibenbremse	2	<b>24.3727-0195.2 580195</b>	L= 1.447
1.6 FSI	85	02/04→10/08					
2.0 TDI	100	02/04→05/10	➔	⬇; 06/04→ 11/05; Scheibenbremse	2	<b>24.3727-2708.2 582708</b>	L= 1.447
1.4	59	06/04→04/13	➔	⬇; 12/05→ 01/13; Scheibenbremse	2	<b>24.3727-0195.2 580195</b>	L= 1.447
1.6	75	06/04→06/13					
2.0 RS	147	10/05→02/13	➔	⬇; → 11/05; Scheibenbremse	2	<b>24.3727-2708.2 582708</b>	L= 1.447
1.6 LPG	75	08/09→11/12	➔	⬇; 09/09→; Scheibenbremse	2	<b>24.3727-0195.2 580195</b>	L= 1.447
1.6 MultiFuel	75	01/08→06/13	➔	⬇; 09/09→ 01/13; Scheibenbremse	2	<b>24.3727-0195.2 580195</b>	L= 1.447
							

	kw					! #		
<b>SKODA - OCTAVIA (1Z3) 02/04→06/13</b>								
<b>Seilzug, Feststellbremse</b>								
1.8 T	110	09/05→12/08	➡	↕; 06/07→; Scheibenbremse	2	24.3727-0195.2	580195	L= 1.447
1.9 TDI	77	06/04→12/10	➡	↕; 12/05→; Scheibenbremse	2	24.3727-0195.2	580195	L= 1.447
2.0 FSI	110	11/04→10/08	➡	↕; → 11/05; Scheibenbremse	2	24.3727-2708.2	582708	L= 1.447
2.0 TDI	103	11/05→05/10	➡	↕; 12/05→ 01/13; Scheibenbremse	2	24.3727-0195.2	580195	L= 1.447
2.0 TDI 16V	103	02/04→04/13	➡	↕; 06/04→ 11/05; Scheibenbremse	2	24.3727-2708.2	582708	L= 1.447
<b>SKODA - OCTAVIA I (1U2) 09/96→12/10</b>								
<b>Radbremszylinder</b>								
1.4	44	04/99→03/01	➡	+PR 1KN		24.3219-0909.3	020188	Ø 19,05 ALU
1.6	74	02/97→12/07	➡	+PR 1KG		24.3220-0909.3	020210	Ø 20,64 ALU
1.9 SDI	50	06/97→12/03	➡	+PR 1KN; → 06/10		24.3219-0909.3	020188	Ø 19,05 ALU
1.4 16V	55	09/00→12/10	➡	+PR 1KG; → 06/10		24.3220-0909.3	020210	Ø 20,64 ALU
1.6	75	11/00→12/10	➡	10/96→; +PR 1KN		24.3219-0909.3	020188	Ø 19,05 ALU
1.9 TDI	66	09/96→03/10	➡	10/96→; +PR 1KG		24.3220-0909.3	020210	Ø 20,64 ALU
<b>Zubehörsatz, Bremsbacken</b>								
1.4	44	04/99→03/01	➡	+PR 1KN,1KG		03.0137-9149.2	669149	
1.6	74	02/97→12/07	➡	→ 06/10; +PR 1KN,1KG		03.0137-9149.2	669149	
1.9 SDI	50	06/97→12/03	➡	10/96→; +PR 1KN,1KG		03.0137-9149.2	669149	
1.4 16V	55	09/00→12/10	➡	+PR 1KN,1KG		24.0223-0016.1	480111	Ø 230,0 x 39 / 231,5
1.6	74	02/97→12/07	➡	→ 06/10; +PR 1KN,1KG		24.0223-0016.1	480111	Ø 230,0 x 39 / 231,5
1.9 SDI	50	06/97→12/03	➡	10/96→; +PR 1KN,1KG		24.0223-0016.1	480111	Ø 230,0 x 39 / 231,5
1.4 16V	55	09/00→12/10	➡	+PR 1KN,1KG		03.0137-0357.2	650357	Ø 230 x 32 + HEB
1.6	74	02/97→12/07	➡	+PR 1KN		03.0520-5419.3	695419	Ø 230 x 32 Ø 19,05 + RZ / + Zub TopKit
1.9 SDI	50	06/97→12/03	➡	+PR 1KG		03.0520-6920.3	696920	Ø 230 x 32 Ø 20,64 + RZ / + Zub TopKit
1.4 16V	55	09/00→12/10	➡	→ 06/10; +PR 1KN,1KG		03.0137-0357.2	650357	Ø 230 x 32 + HEB
1.6	75	11/00→12/10	➡	+PR 1KN; → 06/10		03.0520-5419.3	695419	Ø 230 x 32 Ø 19,05 + RZ / + Zub TopKit
			➡	+PR 1KG; → 06/10		03.0520-6920.3	696920	Ø 230 x 32 Ø 20,64 + RZ / + Zub TopKit
1.6	55	09/96→09/04	➡	10/96→; +PR 1KN,1KG		03.0137-0357.2	650357	Ø 230 x 32 + HEB
1.9 TDI	66	09/96→03/10	➡	10/96→; +PR 1KN		03.0520-5419.3	695419	Ø 230 x 32 Ø 19,05 + RZ / + Zub TopKit
			➡	10/96→; +PR 1KG		03.0520-6920.3	696920	Ø 230 x 32 Ø 20,64 + RZ / + Zub TopKit
<b>Seilzug, Feststellbremse</b>								
1.4	44	04/99→03/01	➡	↕; → 1U-Y-294000; für Fahrzeuge ohne Schlechtwegeausführung; Trommelbremse	2	24.3727-2503.2	582503	L= 1.620
			➡	↕; → 1U-Y-294000; für Fahrzeuge mit Schlechtwegeausführung	2	24.3727-2505.2	582505	L= 1.620
			➡	↕; 1U-Y-294001→; Trommelbremse	2	24.3727-2509.2	582509	L= 1.620
			➡	↕; 1U-Y-294001→; Scheibenbremse	2	24.3727-2511.2	582511	L= 1.620
1.4 16V	55	09/00→12/10	➡	↕; → 1U-Y-294000; für Fahrzeuge ohne Schlechtwegeausführung; Trommelbremse	2	24.3727-2503.2	582503	L= 1.620
			➡	↕; → 1U-Y-294000; für Fahrzeuge mit Schlechtwegeausführung	2	24.3727-2505.2	582505	L= 1.620
			➡	↕; 1U-Y-294001→; → 06/10; Trommelbremse	2	24.3727-2509.2	582509	L= 1.620

	kw			 	! #		
<b>SKODA - OCTAVIA I (1U2) 09/96→12/10</b>							
 <b>Seilzug, Feststellbremse</b>							
1.4 16V	55	09/00→12/10	➡	☒; 1U-Y-294001→; → 06/10; Scheibenbremse	2	24.3727-2511.2 582511	L= 1.620
1.6 1.9 TDI	55 66	09/96→09/04 09/96→03/10	➡	☒; 10/96→; → 1U-Y-294000; Scheibenbremse	2	24.3727-0149.2 580149	L= 1.688
			➡	☒; 1U-Y-294001→; → 07/00; Scheibenbremse	2	24.3727-0173.2 580173	L= 1.693
			➡	☒; 10/96→; → 1U-Y-294000; für Fahrzeuge ohne Schlechtwegeausführung; Trommelbremse	2	24.3727-2503.2 582503	L= 1.620
			➡	☒; 10/96→; → 1U-Y-294000; für Fahrzeuge mit Schlechtwegeausführung	2	24.3727-2505.2 582505	L= 1.620
			➡	☒; 1U-Y-294001→; Trommelbremse	2	24.3727-2509.2 582509	L= 1.620
			➡	☒; 1U-Y-294001→; Scheibenbremse	2	24.3727-2511.2 582511	L= 1.620
1.6 1.9 SDI	74 50	02/97→12/07 06/97→12/03	➡	☒; → 1U-Y-294000; Scheibenbremse	2	24.3727-0149.2 580149	L= 1.688
			➡	☒; 1U-Y-294001→; → 07/00; Scheibenbremse	2	24.3727-0173.2 580173	L= 1.693
			➡	☒; → 1U-Y-294000; für Fahrzeuge ohne Schlechtwegeausführung; Trommelbremse	2	24.3727-2503.2 582503	L= 1.620
			➡	☒; → 1U-Y-294000; für Fahrzeuge mit Schlechtwegeausführung	2	24.3727-2505.2 582505	L= 1.620
			➡	☒; 1U-Y-294001→; Trommelbremse	2	24.3727-2509.2 582509	L= 1.620
			➡	☒; 1U-Y-294001→; Scheibenbremse	2	24.3727-2511.2 582511	L= 1.620
1.6	75	11/00→12/10	➡	☒; → 1U-Y-294000; Scheibenbremse	2	24.3727-0149.2 580149	L= 1.688
			➡	☒; → 1U-Y-294000; für Fahrzeuge ohne Schlechtwegeausführung; Trommelbremse	2	24.3727-2503.2 582503	L= 1.620
			➡	☒; → 1U-Y-294000; für Fahrzeuge mit Schlechtwegeausführung	2	24.3727-2505.2 582505	L= 1.620
			➡	☒; 1U-Y-294001→; → 06/10; Trommelbremse	2	24.3727-2509.2 582509	L= 1.620
			➡	☒; 1U-Y-294001→; → 06/10; Scheibenbremse	2	24.3727-2511.2 582511	L= 1.620
1.8	92	09/96→07/00	➡	☒; 10/96→; → 1U-Y-294000; Scheibenbremse	2	24.3727-0149.2 580149	L= 1.688
			➡	☒; 1U-Y-294001→; Scheibenbremse	2	24.3727-0173.2 580173	L= 1.693
1.8 T	110	08/97→12/10	➡	☒; 03/98→; → 1U-Y-294000; Scheibenbremse	2	24.3727-0149.2 580149	L= 1.688
			➡	☒; 1U-Y-294001→; → 07/00; Scheibenbremse	2	24.3727-0173.2 580173	L= 1.693
1.8 T 4x4	110	05/01→05/06	➡	☒; Scheibenbremse	2	24.3727-0175.2 580175	L= 1.723
1.9 TDI 2.0	81 85	08/97→01/06 04/99→05/07	➡	☒; → 1U-Y-294000; Scheibenbremse	2	24.3727-0149.2 580149	L= 1.688
			➡	☒; 1U-Y-294001→; → 07/00; Scheibenbremse	2	24.3727-0173.2 580173	L= 1.693
<b>SKODA - OCTAVIA I Combi (1U5) 07/98→12/10</b>							
 <b>Radbremsszylinder</b>							
1.4 16V	55	08/00→12/10	➡	+PR 1KN; → 06/10		24.3219-0909.3 020188	Ø 19,05 ALU
1.6	75	09/00→12/10	➡	+PR 1KG; → 06/10		24.3220-0909.3 020210	Ø 20,64 ALU
1.6	55	07/98→09/04	➡	+PR 1KN		24.3219-0909.3 020188	Ø 19,05 ALU
1.6	74	07/98→12/07	➡				
1.9 SDI	50	07/98→12/03	➡	+PR 1KG		24.3220-0909.3 020210	Ø 20,64 ALU
1.9 TDI	66	07/98→03/10	➡				
<b>Zubehörsatz, Bremsbacken</b>							
1.4 16V	55	08/00→12/10	➡	→ 06/10; +PR 1KN,1KG		03.0137-9149.2 669149	
1.6	75	09/00→12/10	➡				
1.6	55	07/98→09/04	➡	+PR 1KN,1KG		03.0137-9149.2 669149	
1.6	74	07/98→12/07	➡				
1.9 SDI	50	07/98→12/03	➡				
1.9 TDI	66	07/98→03/10	➡				
 <b>Bremstrommel</b>							
1.4 16V	55	08/00→12/10	➡	→ 06/10; +PR 1KN,1KG		24.0223-0016.1 480111	Ø 230,0 x 39 / 231,5
1.6	75	09/00→12/10	➡				
1.6	55	07/98→09/04	➡	+PR 1KN,1KG		24.0223-0016.1 480111	Ø 230,0 x 39 / 231,5
1.6	74	07/98→12/07	➡				
↓							

	kW			 	! #		
<b>SKODA - OCTAVIA I Combi (1U5) 07/98→12/10</b>							
 <b>Bremstrommel</b>							
1.9 SDI 1.9 TDI	50 66	07/98→12/03 07/98→03/10	➔	+PR 1KN,1KG		24.0223-0016.1 480111	Ø 230,0 x 39 / 231,5
 <b>Bremsbackensatz</b>							
1.4 16V 1.6	55 75	08/00→12/10 09/00→12/10	➔	→ 06/10; +PR 1KN,1KG		03.0137-0357.2 650357	Ø 230 x 32 + HEB
			➔	+PR 1KN; → 06/10		03.0520-5419.3 695419	Ø 230 x 32 Ø 19,05 + RZ / + Zub TopKit
			➔	+PR 1KG; → 06/10		03.0520-6920.3 696920	Ø 230 x 32 Ø 20,64 + RZ / + Zub TopKit
1.6 1.6 1.9 SDI 1.9 TDI	55 74 50 66	07/98→09/04 07/98→12/07 07/98→12/03 07/98→03/10	➔	+PR 1KN,1KG		03.0137-0357.2 650357	Ø 230 x 32 + HEB
			➔	+PR 1KN		03.0520-5419.3 695419	Ø 230 x 32 Ø 19,05 + RZ / + Zub TopKit
			➔	+PR 1KG		03.0520-6920.3 696920	Ø 230 x 32 Ø 20,64 + RZ / + Zub TopKit
 <b>Seilzug, Feststellbremse</b>							
1.4 16V	55	08/00→12/10	➔	⚠; → 1U-Y-294000; für Fahrzeuge ohne Schlechtwegeaus- führung; Trommelbremse	2	24.3727-2503.2 582503	L= 1.620
			➔	⚠; → 1U-Y-294000; für Fahrzeuge mit Schlechtwegeausfüh- rung	2	24.3727-2505.2 582505	L= 1.620
			➔	⚠; 1U-Y-294001→; → 06/10; Trommelbremse	2	24.3727-2509.2 582509	L= 1.620
			➔	⚠; 1U-Y-294001→; → 06/10; Scheibenbremse	2	24.3727-2511.2 582511	L= 1.620
1.6 1.6 1.9 SDI 1.9 TDI	55 74 50 66	07/98→09/04 07/98→12/07 07/98→12/03 07/98→03/10	➔	⚠; → 1U-Y-294000; Scheibenbremse	2	24.3727-0149.2 580149	L= 1.688
			➔	⚠; 1U-Y-294001→; → 07/00; Scheibenbremse	2	24.3727-0173.2 580173	L= 1.693
			➔	⚠; → 1U-Y-294000; für Fahrzeuge ohne Schlechtwegeaus- führung; Trommelbremse	2	24.3727-2503.2 582503	L= 1.620
			➔	⚠; → 1U-Y-294000; für Fahrzeuge mit Schlechtwegeausfüh- rung	2	24.3727-2505.2 582505	L= 1.620
			➔	⚠; 1U-Y-294001→; Trommelbremse	2	24.3727-2509.2 582509	L= 1.620
			➔	⚠; 1U-Y-294001→; Scheibenbremse	2	24.3727-2511.2 582511	L= 1.620
1.6	75	09/00→12/10	➔	⚠; → 1U-Y-294000; Scheibenbremse	2	24.3727-0149.2 580149	L= 1.688
			➔	⚠; → 1U-Y-294000; für Fahrzeuge ohne Schlechtwegeaus- führung; Trommelbremse	2	24.3727-2503.2 582503	L= 1.620
			➔	⚠; → 1U-Y-294000; für Fahrzeuge mit Schlechtwegeausfüh- rung	2	24.3727-2505.2 582505	L= 1.620
			➔	⚠; 1U-Y-294001→; → 06/10; Trommelbremse	2	24.3727-2509.2 582509	L= 1.620
			➔	⚠; 1U-Y-294001→; → 06/10; Scheibenbremse	2	24.3727-2511.2 582511	L= 1.620
1.8 20V	92	07/98→07/00	➔	⚠; → 1U-Y-294000; Scheibenbremse	2	24.3727-0149.2 580149	L= 1.688
			➔	⚠; 1U-Y-294001→; Scheibenbremse	2	24.3727-0173.2 580173	L= 1.693
1.8 T 1.9 TDI 2.0	110 81 85	07/98→12/10 07/98→01/06 04/99→05/07	➔	⚠; → 1U-Y-294000; Scheibenbremse	2	24.3727-0149.2 580149	L= 1.688
			➔	⚠; 1U-Y-294001→; → 07/00; Scheibenbremse	2	24.3727-0173.2 580173	L= 1.693
1.8 T 4x4 1.9 TDI 4x4 1.9 TDI 4x4	110 66 74	05/01→05/06 11/99→02/06 09/00→01/06	➔	⚠; Scheibenbremse	2	24.3727-0175.2 580175	L= 1.723
2.0 4x4	85	08/00→09/04	➔	⚠; 05/01→; Scheibenbremse	2	24.3727-0175.2 580175	L= 1.723
2.0 4x4	88	01/00→12/10	➔	⚠; → 06/10; Scheibenbremse	2	24.3727-0175.2 580175	L= 1.723
<b>SKODA - OCTAVIA II Combi (1Z5) 02/04→06/13</b>							
 <b>Seilzug, Feststellbremse</b>							
1.2 TSI 1.4 1.4 TSI 1.6 TDI 1.6 TDI 4x4 1.8 TSI 1.8 TSI 1.8 TSI 4x4 1.8 TSI 4x4	77 59 90 77 77 112 118 112 118	02/10→04/13 05/06→06/13 11/08→06/13 06/09→04/13 06/09→02/13 03/09→06/13 06/07→04/13 03/09→02/13 11/08→02/13	➔	⚠; → 01/13; Scheibenbremse	2	24.3727-0195.2 580195	L= 1.447

	kW				! #		
--	----	--	--	--	-----	--	--

### SKODA - OCTAVIA II Combi (1Z5) 02/04→06/13

#### Seilzug, Feststellbremse

2.0 TDI 2.0 TDI 16V 4x4 2.0 TDI 4x4 2.0 TDI RS	81 103 81 125	03/10→06/13 05/10→02/13 05/11→02/13 04/06→02/13	➔	⏏; → 01/13; Scheibenbremse	2	<b>24.3727-0195.2</b>	<b>580195</b>	L= 1.447
1.4 1.6 FSI 2.0 TDI 16V	55 85 100	05/04→05/06 02/04→10/08 02/04→05/10	➔	⏏; 12/05→; Scheibenbremse	2	<b>24.3727-0195.2</b>	<b>580195</b>	L= 1.447
			➔	⏏; 06/04→ 11/05; Scheibenbremse	2	<b>24.3727-2708.2</b>	<b>582708</b>	L= 1.447
1.6 2.0 RS	75 147	09/04→06/13 10/05→02/13	➔	⏏; 12/05→ 01/13; Scheibenbremse	2	<b>24.3727-0195.2</b>	<b>580195</b>	L= 1.447
			➔	⏏; → 11/05; Scheibenbremse	2	<b>24.3727-2708.2</b>	<b>582708</b>	L= 1.447
1.6 LPG	75	08/09→11/12	➔	⏏; 09/09→; Scheibenbremse	2	<b>24.3727-0195.2</b>	<b>580195</b>	L= 1.447
1.6 MultiFuel	75	01/08→06/13	➔	⏏; 09/09→ 01/13; Scheibenbremse	2	<b>24.3727-0195.2</b>	<b>580195</b>	L= 1.447
1.9 TDI 1.9 TDI 4x4	77 77	09/04→12/10 11/04→12/10	➔	⏏; 12/05→; Scheibenbremse	2	<b>24.3727-0195.2</b>	<b>580195</b>	L= 1.447
2.0 FSI 2.0 FSI 4x4 2.0 TDI	110 110 103	11/04→10/08 11/04→10/08 11/05→05/10	➔	⏏; → 11/05; Scheibenbremse	2	<b>24.3727-2708.2</b>	<b>582708</b>	L= 1.447
2.0 TDI 16V	103	02/04→05/13	➔	⏏; 12/05→ 01/13; Scheibenbremse	2	<b>24.3727-0195.2</b>	<b>580195</b>	L= 1.447
			➔	⏏; 06/04→ 11/05; Scheibenbremse	2	<b>24.3727-2708.2</b>	<b>582708</b>	L= 1.447
2.0 TDI 4x4	103	07/06→05/10	➔	⏏; Scheibenbremse	2	<b>24.3727-0195.2</b>	<b>580195</b>	L= 1.447

### SKODA - RAPID (NH3) 07/12→

#### Radbremszylinder

1.2 1.2 TSI 1.2 TSI 1.4 TSI 1.6 TDI	55 63 77 90 77	07/12→ 07/12→ 07/12→ 07/12→ 07/12→	➔	10/12→; +PR 1KL		<b>24.3219-1762.3</b>	<b>020550</b>	Ø 19,05 ALU
1.2 TSI 1.2 TSI 1.4 TDI 1.4 TSI 1.6 1.6 TDI 1.6 TDI	66 81 66 92 81 66 85	05/15→ 05/15→ 05/15→ 05/15→ 05/15→ 08/13→ 05/15→	➔	+PR 1KL		<b>24.3219-1762.3</b>	<b>020550</b>	Ø 19,05 ALU
1.6	77	07/12→	➔	07/13→; +PR 1KL		<b>24.3219-1762.3</b>	<b>020550</b>	Ø 19,05 ALU

#### Zubehörsatz, Bremsbacken













1.2 1.2 TSI 1.2 TSI 1.4 TSI 1.6 TDI	55 63 77 90 77	07/12→ 07/12→ 07/12→ 07/12→ 07/12→	➔	10/12→; +PR 1KL		<b>03.0137-9309.2</b>	<b>669309</b>	AP
1.2 TSI 1.2 TSI 1.4 TDI 1.4 TSI 1.6 1.6 TDI 1.6 TDI	66 81 66 92 81 66 85	05/15→ 05/15→ 05/15→ 05/15→ 05/15→ 08/13→ 05/15→	➔	+PR 1KL		<b>03.0137-9309.2</b>	<b>669309</b>	AP
1.6	77	07/12→	➔	07/13→; +PR 1KL		<b>03.0137-9309.2</b>	<b>669309</b>	AP












#### Bremsbackensatz













1.2 1.2 TSI 1.2 TSI 1.4 TSI 1.6 TDI	55 63 77 90 77	07/12→ 07/12→ 07/12→ 07/12→ 07/12→	➔	10/12→; +PR 1KL		<b>03.0137-0521.2</b>	<b>650521</b>	AP Ø 228 x 33 - HEB
1.2 TSI 1.2 TSI 1.4 TDI 1.4 TSI 1.6 1.6 TDI 1.6 TDI	66 81 66 92 81 66 85	05/15→ 05/15→ 05/15→ 05/15→ 05/15→ 08/13→ 05/15→	➔	+PR 1KL		<b>03.0137-0521.2</b>	<b>650521</b>	AP Ø 228 x 33 - HEB
1.6	77	07/12→	➔	07/13→; +PR 1KL		<b>03.0137-0521.2</b>	<b>650521</b>	AP Ø 228 x 33 - HEB

#### Seilzug, Feststellbremse

1.2 1.2 TSI 1.2 TSI 1.4 TSI 1.6 TDI	55 63 77 90 77	07/12→ 07/12→ 07/12→ 07/12→ 07/12→	➔	⏏; 10/12→; +PR 1KT; Trommelbremse	2	<b>24.3727-2710.2</b>	<b>582710</b>	L= 1.780
			➔	⏏; 10/12→; +PR 1KL; Scheibenbremse	2	<b>24.3727-2711.2</b>	<b>582711</b>	L= 1.707
1.2 TSI 1.2 TSI	66 81	05/15→ 05/15→	➔	⏏; +PR 1KT; Trommelbremse	2	<b>24.3727-2710.2</b>	<b>582710</b>	L= 1.780








	kw			 	! #		
<b>SKODA - RAPID (NH3) 07/12→</b>							
 <b>Seilzug, Feststellbremse</b>							
1.4 TDI 1.6	66 81	05/15→ 05/15→	➡	⬇️; +PR 1KL; Scheibenbremse	2	24.3727-2711.2 582711	L= 1.707
1.6 TDI 1.6 TDI	66 85	08/13→ 05/15→					
1.4 TSI	92	05/15→	➡	⬇️; +PR 1KT; Trommelbremse	2	24.3727-2710.2 582710	L= 1.780
1.6	77	07/12→	➡	⬇️; 07/13→; +PR 1KT; Trommelbremse	2	24.3727-2710.2 582710	L= 1.780
			➡	⬇️; 07/13→; +PR 1KL; Scheibenbremse	2	24.3727-2711.2 582711	L= 1.707
<b>SKODA - RAPID Spaceback (NH1) 07/12→</b>							
 <b>Radbremszylinder</b>							
1.2 1.2 TSI	55 63	07/12→ 07/12→	➡	10/12→; +PR 1KL		24.3219-1762.3 020550	Ø 19,05 ALU
1.2 TSI 1.4 TSI	77 90	07/12→ 07/12→					
1.6 TDI	77	07/12→					
1.2 TSI 1.2 TSI	66 81	05/15→ 05/15→	➡	+PR 1KL		24.3219-1762.3 020550	Ø 19,05 ALU
1.4 TDI 1.4 TSI	66 92	05/15→ 05/15→					
1.6 TDI 1.6 TDI	66 85	08/13→ 05/15→					
1.6	77	07/12→	➡	07/13→; +PR 1KL		24.3219-1762.3 020550	Ø 19,05 ALU
<b>Zubehörsatz, Bremsbacken</b>							
1.2 1.2 TSI	55 63	07/12→ 07/12→	➡	10/12→; +PR 1KL		03.0137-9309.2 669309	AP
1.2 TSI 1.4 TSI	77 90	07/12→ 07/12→					
1.6 TDI	77	07/12→					
1.2 TSI 1.2 TSI	66 81	05/15→ 05/15→	➡	+PR 1KL		03.0137-9309.2 669309	AP
1.4 TDI 1.4 TSI	66 92	05/15→ 05/15→					
1.6 TDI 1.6 TDI	66 85	08/13→ 05/15→					
1.6	77	07/12→	➡	07/13→; +PR 1KL		03.0137-9309.2 669309	AP
 <b>Bremsbackensatz</b>							
1.2 1.2 TSI	55 63	07/12→ 07/12→	➡	10/12→; +PR 1KL		03.0137-0521.2 650521	AP Ø 228 x 33 - HEB
1.2 TSI 1.4 TSI	77 90	07/12→ 07/12→					
1.6 TDI	77	07/12→					
1.2 TSI 1.2 TSI	66 81	05/15→ 05/15→	➡	+PR 1KL		03.0137-0521.2 650521	AP Ø 228 x 33 - HEB
1.4 TDI 1.4 TSI	66 92	05/15→ 05/15→					
1.6 TDI 1.6 TDI	66 85	08/13→ 05/15→					
1.6	77	07/12→	➡	07/13→; +PR 1KL		03.0137-0521.2 650521	AP Ø 228 x 33 - HEB
 <b>Seilzug, Feststellbremse</b>							
1.2 1.2 TSI	55 63	07/12→ 07/12→	➡	⬇️; 10/12→; +PR 1KT; Trommelbremse	2	24.3727-2710.2 582710	L= 1.780
1.2 TSI 1.4 TSI	77 90	07/12→ 07/12→	➡	⬇️; 10/12→; +PR 1KL; Scheibenbremse	2	24.3727-2711.2 582711	L= 1.707
1.6 TDI	77	07/12→					
1.2 TSI 1.2 TSI	66 81	05/15→ 05/15→	➡	⬇️; +PR 1KT; Trommelbremse	2	24.3727-2710.2 582710	L= 1.780
1.4 TDI 1.6 TDI	66 66	05/15→ 08/13→	➡	⬇️; +PR 1KL; Scheibenbremse	2	24.3727-2711.2 582711	L= 1.707
1.6 TDI	85	05/15→					
1.4 TSI	92	05/15→	➡	⬇️; +PR 1KT; Trommelbremse	2	24.3727-2710.2 582710	L= 1.780
1.6	77	07/12→	➡	⬇️; 07/13→; +PR 1KT; Trommelbremse	2	24.3727-2710.2 582710	L= 1.780
			➡	⬇️; 07/13→; +PR 1KL; Scheibenbremse	2	24.3727-2711.2 582711	L= 1.707
<b>SKODA - ROOMSTER (5J) 03/06→05/15</b>							
 <b>Radbremszylinder</b>							
1.2	47	05/06→01/07	➡	07/06→; +PR 1KC		24.3219-0909.3 020188	Ø 19,05 ALU
1.2 1.4	51 63	01/07→05/15 09/06→05/15	➡	→ 04/15; +PR 1KC		24.3219-0909.3 020188	Ø 19,05 ALU
1.6	77	09/06→05/15	➡	03/10→ 04/15; +PR 1KL		24.3219-1762.3 020550	Ø 19,05 ALU
1.2 TDI	55	03/10→05/15	➡	→ 04/15; +PR 1KC		24.3219-0909.3 020188	Ø 19,05 ALU
↓							
















	kW			 	! #		
<b>SKODA - ROOMSTER (5J) 03/06→05/15</b>							
 <b>Radbremszylinder</b>							
1.2 TSI	63	03/10→05/15	➡	→ 04/15; +PR 1KL		<b>24.3219-1762.3 020550</b>	Ø 19,05 ALU
1.2 TSI	77	03/10→05/15					
1.6 TDI	66	03/10→05/15					
1.6 TDI	77	03/10→05/15					
1.4 TDI	51	07/06→03/10	➡	+PR 1KC		<b>24.3219-0909.3 020188</b>	Ø 19,05 ALU
1.4 TDI	59	09/06→03/10					
1.9 TDI	77	09/06→03/10	➡	03/10→; +PR 1KL		<b>24.3219-1762.3 020550</b>	Ø 19,05 ALU
<b>Zubehörsatz, Bremsbacken</b>							
1.2	47	05/06→01/07	➡	07/06→; +PR 1KC		<b>03.0137-9149.2 669149</b>	
1.2	51	01/07→05/15	➡	→ 04/15; +PR 1KC		<b>03.0137-9149.2 669149</b>	
1.4	63	09/06→05/15					
1.6	77	09/06→05/15	➡	03/10→ 04/15; +PR 1KL		<b>03.0137-9309.2 669309</b>	AP
1.2 TDI	55	03/10→05/15	➡	→ 04/15; +PR 1KC		<b>03.0137-9149.2 669149</b>	
1.2 TSI	63	03/10→05/15					
1.2 TSI	77	03/10→05/15	➡	→ 04/15; +PR 1KL		<b>03.0137-9309.2 669309</b>	AP
1.6 TDI	66	03/10→05/15					
1.6 TDI	77	03/10→05/15					
1.4 TDI	51	07/06→03/10	➡	+PR 1KC		<b>03.0137-9149.2 669149</b>	
1.4 TDI	59	09/06→03/10					
1.9 TDI	77	09/06→03/10	➡	03/10→; +PR 1KL		<b>03.0137-9309.2 669309</b>	AP
 <b>Bremstrommel</b>							
1.2	47	05/06→01/07	➡	+PR 1KC		<b>24.0223-0016.1 480111</b>	Ø 230,0 x 39 / 231,5
1.4 TDI	51	07/06→03/10					
1.4 TDI	59	09/06→03/10					
1.9 TDI	77	09/06→03/10					
1.2	51	01/07→05/15	➡	→ 04/15; +PR 1KC		<b>24.0223-0016.1 480111</b>	Ø 230,0 x 39 / 231,5
1.2 TDI	55	03/10→05/15					
1.2 TSI	63	03/10→05/15					
1.2 TSI	77	03/10→05/15					
1.4	63	09/06→05/15					
1.6	77	09/06→05/15					
1.6 TDI	66	03/10→05/15					
1.6 TDI	77	03/10→05/15					
 <b>Bremsbackensatz</b>							
1.2	47	05/06→01/07	➡	07/06→; +PR 1KC		<b>03.0137-0357.2 650357</b>	Ø 230 x 32 + HEB
						<b>03.0520-5419.3 695419</b>	Ø 230 x 32 Ø 19,05 + RZ / + Zub TopKit
1.2	51	01/07→05/15	➡	→ 04/15; +PR 1KC		<b>03.0137-0357.2 650357</b>	Ø 230 x 32 + HEB
1.4	63	09/06→05/15				<b>03.0520-5419.3 695419</b>	Ø 230 x 32 Ø 19,05 + RZ / + Zub TopKit
1.6	77	09/06→05/15					
			➡	03/10→ 04/15; +PR 1KL		<b>03.0137-0521.2 650521</b>	AP Ø 228 x 33 - HEB
1.2 TDI	55	03/10→05/15	➡	→ 04/15; +PR 1KC		<b>03.0137-0357.2 650357</b>	Ø 230 x 32 + HEB
1.2 TSI	63	03/10→05/15				<b>03.0520-5419.3 695419</b>	Ø 230 x 32 Ø 19,05 + RZ / + Zub TopKit
1.2 TSI	77	03/10→05/15					
1.6 TDI	66	03/10→05/15					
1.6 TDI	77	03/10→05/15	➡	→ 04/15; +PR 1KL		<b>03.0137-0521.2 650521</b>	AP Ø 228 x 33 - HEB
1.4 TDI	51	07/06→03/10	➡	+PR 1KC		<b>03.0137-0357.2 650357</b>	Ø 230 x 32 + HEB
1.4 TDI	59	09/06→03/10				<b>03.0520-5419.3 695419</b>	Ø 230 x 32 Ø 19,05 + RZ / + Zub TopKit
1.9 TDI	77	09/06→03/10					
			➡	03/10→; +PR 1KL		<b>03.0137-0521.2 650521</b>	AP Ø 228 x 33 - HEB
<b>SKODA - ROOMSTER Praktik (5J) 03/07→05/15</b>							
 <b>Radbremszylinder</b>							
1.2	51	03/07→05/15	➡	→ 04/15; +PR 1KC		<b>24.3219-0909.3 020188</b>	Ø 19,05 ALU
1.4	63	03/07→05/15					
			➡	03/10→ 04/15; +PR 1KL		<b>24.3219-1762.3 020550</b>	Ø 19,05 ALU
1.2 TDI	55	03/10→05/15	➡	→ 04/15; +PR 1KC		<b>24.3219-0909.3 020188</b>	Ø 19,05 ALU
1.2 TSI	63	03/10→05/15					
1.6 TDI	66	03/10→05/15	➡	→ 04/15; +PR 1KL		<b>24.3219-1762.3 020550</b>	Ø 19,05 ALU
1.4 TDI	51	03/07→03/10	➡	+PR 1KC		<b>24.3219-0909.3 020188</b>	Ø 19,05 ALU
1.4 TDI	59	03/07→03/10					
			➡	03/10→; +PR 1KL		<b>24.3219-1762.3 020550</b>	Ø 19,05 ALU
<b>Zubehörsatz, Bremsbacken</b>							
1.2	51	03/07→05/15	➡	→ 04/15; +PR 1KC		<b>03.0137-9149.2 669149</b>	
1.4	63	03/07→05/15					
			➡	03/10→ 04/15; +PR 1KL		<b>03.0137-9309.2 669309</b>	AP
1.2 TDI	55	03/10→05/15	➡	→ 04/15; +PR 1KC		<b>03.0137-9149.2 669149</b>	
1.2 TSI	63	03/10→05/15					
1.6 TDI	66	03/10→05/15	➡	→ 04/15; +PR 1KL		<b>03.0137-9309.2 669309</b>	AP
1.4 TDI	51	03/07→03/10	➡	+PR 1KC		<b>03.0137-9149.2 669149</b>	
1.4 TDI	59	03/07→03/10					












	kw			 	! #		
<b>SKODA - ROOMSTER Praktik (5J) 03/07→05/15</b>							
<b>Zubehörsatz, Bremsbacken</b>							
1.4 TDI 1.4 TDI	51 59	03/07→03/10 03/07→03/10	➡	03/10→; +PR 1KL		03.0137-9309.2 669309	AP
 <b>Bremstrommel</b>							
1.2 1.2 TDI 1.2 TSI 1.4 1.6 TDI	51 55 63 63 66	03/07→05/15 03/10→05/15 03/10→05/15 03/07→05/15 03/10→05/15	➡	→ 04/15; +PR 1KC		24.0223-0016.1 480111	Ø 230,0 x 39 / 231,5
1.4 TDI 1.4 TDI	51 59	03/07→03/10 03/07→03/10	➡	+PR 1KC		24.0223-0016.1 480111	Ø 230,0 x 39 / 231,5
 <b>Bremsbackensatz</b>							
1.2 1.4	51 63	03/07→05/15 03/07→05/15	➡	→ 04/15; +PR 1KC		03.0137-0357.2 650357 03.0520-5419.3 695419	Ø 230 x 32 + HEB Ø 230 x 32 Ø 19,05 + RZ / + Zub TopKit
			➡	03/10→ 04/15; +PR 1KL		03.0137-0521.2 650521	AP Ø 228 x 33 - HEB
1.2 TDI 1.2 TSI 1.6 TDI	55 63 66	03/10→05/15 03/10→05/15 03/10→05/15	➡	→ 04/15; +PR 1KC		03.0137-0357.2 650357 03.0520-5419.3 695419	Ø 230 x 32 + HEB Ø 230 x 32 Ø 19,05 + RZ / + Zub TopKit
			➡	→ 04/15; +PR 1KL		03.0137-0521.2 650521	AP Ø 228 x 33 - HEB
1.4 TDI 1.4 TDI	51 59	03/07→03/10 03/07→03/10	➡	+PR 1KC		03.0137-0357.2 650357 03.0520-5419.3 695419	Ø 230 x 32 + HEB Ø 230 x 32 Ø 19,05 + RZ / + Zub TopKit
			➡	03/10→; +PR 1KL		03.0137-0521.2 650521	AP Ø 228 x 33 - HEB
<b>SKODA - SUPERB I (3U4) 12/01→03/08</b>							
 <b>Seilzug, Feststellbremse</b>							
1.8 T 2.0	110 85	12/01→03/08 12/01→03/08	➡	☐; → 02/08; Scheibenbremse		24.3727-2506.2 582506	L= 1.992
			➡	☐; → 02/08; Scheibenbremse		24.3727-2507.2 582507	L= 1.992
1.9 TDI 1.9 TDI 2.5 TDI	74 77 114	08/02→10/05 10/05→05/07 12/01→08/03	➡	☐; Scheibenbremse		24.3727-2506.2 582506	L= 1.992
			➡	☐; Scheibenbremse		24.3727-2507.2 582507	L= 1.992
1.9 TDI 1.9 TDI 2.0 TDI 2.5 TDI 2.8 V6 2.8 V6	85 96 103 120 140 142	01/07→03/08 12/01→03/08 10/05→03/08 06/03→03/08 06/02→03/08 12/01→03/08	➡	☐; → 12/07; Scheibenbremse		24.3727-2506.2 582506	L= 1.992
			➡	☐; → 12/07; Scheibenbremse		24.3727-2507.2 582507	L= 1.992
<b>SKODA - SUPERB II (3T4) 03/08→05/15</b>							
 <b>Seilzug, Feststellbremse</b>							
1.4 TSI 1.8 TSI 1.9 TDI 2.0 TDI 2.0 TDI	92 118 77 103 125	07/08→05/15 03/08→05/15 03/08→11/10 03/08→05/10 07/08→05/15	➡	☐; 08/08→ 11/08; +PR 1SA,1SK; Scheibenbremse	2	24.3727-2510.2 582510	L= 1.590
1.8 TSI 4x4 3.6 FSI 4x4	118 191	11/08→05/15 11/08→05/15	➡	☐; → 11/08; +PR 1SA,1SK; Scheibenbremse	2	24.3727-2510.2 582510	L= 1.590
2.0 TDI 4x4	125	09/08→05/15	➡	☐; 10/08→ 11/08; +PR 1SA,1SK; Scheibenbremse	2	24.3727-2510.2 582510	L= 1.590
<b>SKODA - YETI (5L) 05/09→</b>							
 <b>Seilzug, Feststellbremse</b>							
1.2 TSI 1.2 TSI 1.4 TSI 1.4 TSI 1.4 TSI 4x4 1.6 1.6 TDI 1.8 TSI 4x4 1.8 TSI 4x4 2.0 TDI 2.0 TDI 2.0 TDI 2.0 TDI 4x4 2.0 TDI 4x4 2.0 TDI 4x4 2.0 TDI 4x4	77 81 90 92 110 81 77 112 118 81 103 110 81 103 110 125	09/09→ 05/15→ 06/10→ 05/15→ 05/15→ 04/14→ 11/10→ 11/09→ 05/09→ 11/09→ 11/11→ 05/15→ 11/09→ 05/09→ 05/15→ 11/09→	➡	☐; +PR 1SA,1SK; Scheibenbremse	2	24.3727-0195.2 580195	L= 1.447



























	kw					! #		
<b>SMART - CABRIO (450) 03/00→01/04</b>								
<b> Radbremszylinder</b>								
0.6 (450.432)	52	06/02→01/04	→	J 000001→			<b>24.3220-1735.3 020521</b>	Ø 20,64 ALU
0.6 (S1OLA1, 450.441, 450.442, 450.443)	40	03/00→01/04	→				<b>24.3220-1736.3 020522</b>	Ø 20,64 ALU
0.6 (S1OLD2, 450.452)	45	01/01→01/04	→	☐; → J 000000			<b>24.3222-1721.3 020456</b>	Ø 22,2 GG
0.7 (450.433)	55	01/03→01/04	→					
0.7 (450.452, 450.432)	45	01/03→01/04	→	☐; → J 000000			<b>24.3222-1722.3 020457</b>	Ø 22,2 GG
0.8 CDI (S1OLC1, 450.401, 450.402, 450.403, 450.400)	30	03/01→01/04						
<b>Zubehörsatz, Bremsbacken</b>								
0.6 (450.432)	52	06/02→01/04	→	J 000001→			<b>03.0137-9308.2 669308</b>	
0.6 (S1OLA1, 450.441, 450.442, 450.443)	40	03/00→01/04	→	→ J 000000			<b>03.0137-9308.2 669308</b>	
0.6 (S1OLD2, 450.452)	45	01/01→01/04						
0.7 (450.433)	55	01/03→01/04						
0.7 (450.452, 450.432)	45	01/03→01/04						
0.8 CDI (S1OLC1, 450.401, 450.402, 450.403, 450.400)	30	03/01→01/04						
<b> Bremsstrommel</b>								
0.6 (450.432)	52	06/02→01/04	→				<b>24.0220-3027.1 480168</b>	Ø 203,0 x 39,6 / 204,5
0.6 (S1OLA1, 450.441, 450.442, 450.443)	40	03/00→01/04						
0.6 (S1OLD2, 450.452)	45	01/01→01/04						
0.7 (450.433)	55	01/03→01/04						
0.7 (450.452, 450.432)	45	01/03→01/04						
0.8 CDI (S1OLC1, 450.401, 450.402, 450.403, 450.400)	30	03/01→01/04						
<b> Bremsbackensatz</b>								
0.6 (450.432)	52	06/02→01/04	→	→ J 000000			<b>03.0137-0393.2 650393</b>	BOS Ø 203 x 32 + HEB
0.6 (S1OLA1, 450.441, 450.442, 450.443)	40	03/00→01/04					<b>03.0520-6522.3 696522</b>	BOS Ø 203 x 32 Ø 22,2 + RZ / + Zub TopKit
0.6 (S1OLD2, 450.452)	45	01/01→01/04						
0.7 (450.433)	55	01/03→01/04						
0.7 (450.452, 450.432)	45	01/03→01/04						
0.8 CDI (S1OLC1, 450.401, 450.402, 450.403, 450.400)	30	03/01→01/04						
<b> Seilzug, Feststellbremse</b>								
0.6 (450.432)	52	06/02→01/04	→	☑; Trommelbremse	1		<b>24.3727-2802.2 582802</b>	Satz L= 990 L2= 990 + Zub
0.6 (S1OLA1, 450.441, 450.442, 450.443)	40	03/00→01/04						
0.6 (S1OLD2, 450.452)	45	01/01→01/04						
0.7 (450.433)	55	01/03→01/04						
0.7 (450.452, 450.432)	45	01/03→01/04						
0.8 CDI (S1OLC1, 450.401, 450.402, 450.403, 450.400)	30	03/01→01/04						
<b>SMART - CITY-COUBE (450) 07/98→01/04</b>								
<b> Radbremszylinder</b>								
0.6 (450.330, 450.332)	52	06/02→01/04	→	☐; J 000001→			<b>24.3220-1735.3 020521</b>	Ø 20,64 ALU
0.6 (450.352, 450.353)	45	01/01→01/04	→					
0.8 CDI (S1CLC1, 450.300, 450.301, 450.302, 450.303...)	30	11/99→01/04	→	☐; J 000001→			<b>24.3220-1736.3 020522</b>	Ø 20,64 ALU
			→	☐; → J 000000			<b>24.3222-1721.3 020456</b>	Ø 22,2 GG
			→	☐; → J 000000			<b>24.3222-1722.3 020457</b>	Ø 22,2 GG
0.6 (S1CLA1, 450.341)	40	07/98→01/04	→	☐; → 10/99			<b>24.3217-1713.3 020450</b>	Ø 17,46 GG
0.6 (S1CLB1, 450.331, 450.336)	33	07/98→01/04	→	☐; → 10/99			<b>24.3217-1714.3 020451</b>	Ø 17,46 GG
			→	☐; 11/99→			<b>24.3222-1721.3 020456</b>	Ø 22,2 GG
			→	☐; 11/99→			<b>24.3222-1722.3 020457</b>	Ø 22,2 GG
0.7 (450.330)	37	01/03→01/04	→	☐			<b>24.3222-1721.3 020456</b>	Ø 22,2 GG
0.7 (450.333)	55	01/03→01/04	→					
0.7 (450.352, 450.353)	45	01/03→01/04	→	☐			<b>24.3222-1722.3 020457</b>	Ø 22,2 GG
<b>Zubehörsatz, Bremsbacken</b>								
0.6 (450.330, 450.332)	52	06/02→01/04	→	→ J 000000			<b>03.0137-9308.2 669308</b>	
0.6 (450.352, 450.353)	45	01/01→01/04	→					
0.8 CDI (S1CLC1, 450.300, 450.301, 450.302, 450.303...)	30	11/99→01/04	→	J 000001→			<b>03.0137-9308.2 669308</b>	
↓								








	kw			 	! #		
<b>SMART - CITY-COUPE (450) 07/98→01/04</b>							
<b>Zubehörsatz, Bremsbacken</b>							
0.6 (S1CLA1, 450.341)	40	07/98→01/04	➔			<b>03.0137-9308.2</b>	<b>669308</b>
0.6 (S1CLB1, 450.331, 450.336)	33	07/98→01/04					
0.7 (450.330)	37	01/03→01/04					
0.7 (450.333)	55	01/03→01/04					
0.7 (450.352, 450.353)	45	01/03→01/04					
<b>Bremstrommel</b>							
0.6 (450.330, 450.332)	52	06/02→01/04	➔			<b>24.0220-3027.1</b>	<b>480168</b> Ø 203,0 x 39,6 / 204,5
0.6 (450.352, 450.353)	45	01/01→01/04					
0.6 (S1CLA1, 450.341)	40	07/98→01/04					
0.6 (S1CLB1, 450.331, 450.336)	33	07/98→01/04					
0.7 (450.330)	37	01/03→01/04					
0.7 (450.333)	55	01/03→01/04					
0.7 (450.352, 450.353)	45	01/03→01/04					
0.8 CDI (S1CLC1, 450.300, 450.301, 450.302, 450.303...)	30	11/99→01/04					
<b>Bremsbackensatz</b>							
0.6 (450.330, 450.332)	52	06/02→01/04	➔	→ J 000000		<b>03.0137-0393.2</b>	<b>650393</b> BOS Ø 203 x 32 + HEB
0.6 (450.352, 450.353)	45	01/01→01/04				<b>03.0520-6522.3</b>	<b>696522</b> BOS Ø 203 x 32 Ø 22,2 + RZ / + Zub TopKit
0.8 CDI (S1CLC1, 450.300, 450.301, 450.302, 450.303...)	30	11/99→01/04					
0.6 (S1CLA1, 450.341)	40	07/98→01/04	➔			<b>03.0137-0393.2</b>	<b>650393</b> BOS Ø 203 x 32 + HEB
0.6 (S1CLB1, 450.331, 450.336)	33	07/98→01/04	➔	11/99→		<b>03.0520-6522.3</b>	<b>696522</b> BOS Ø 203 x 32 Ø 22,2 + RZ / + Zub TopKit
0.7 (450.330)	37	01/03→01/04	➔			<b>03.0137-0393.2</b>	<b>650393</b> BOS Ø 203 x 32 + HEB
0.7 (450.333)	55	01/03→01/04				<b>03.0520-6522.3</b>	<b>696522</b> BOS Ø 203 x 32 Ø 22,2 + RZ / + Zub TopKit
0.7 (450.352, 450.353)	45	01/03→01/04					
<b>Seilzug, Feststellbremse</b>							
0.6 (450.330, 450.332)	52	06/02→01/04	➔	⏴; Trommelbremse	1	<b>24.3727-2802.2</b>	<b>582802</b> Satz L= 990 L2= 990 + Zub
0.6 (450.352, 450.353)	45	01/01→01/04					
0.6 (S1CLA1, 450.341)	40	07/98→01/04					
0.6 (S1CLB1, 450.331, 450.336)	33	07/98→01/04					
0.7 (450.330)	37	01/03→01/04					
0.7 (450.333)	55	01/03→01/04					
0.7 (450.352, 450.353)	45	01/03→01/04					
0.8 CDI (S1CLC1, 450.300, 450.301, 450.302, 450.303...)	30	11/99→01/04					
<b>SMART - CROSSBLADE (450) 06/02→12/03</b>							
<b>Radbremszylinder</b>							
0.6 (450.418)	52	06/02→12/03	➔	J 000001→		<b>24.3220-1735.3</b>	<b>020521</b> Ø 20,64 ALU
						<b>24.3220-1736.3</b>	<b>020522</b> Ø 20,64 ALU
			➔	⏴; → J 000000		<b>24.3222-1721.3</b>	<b>020456</b> Ø 22,2 GG
			➔	⏴; → J 000000		<b>24.3222-1722.3</b>	<b>020457</b> Ø 22,2 GG
<b>Zubehörsatz, Bremsbacken</b>							
0.6 (450.418)	52	06/02→12/03	➔	J 000001→		<b>03.0137-9308.2</b>	<b>669308</b>
			➔	→ J 000000		<b>03.0137-9308.2</b>	<b>669308</b>
<b>Bremstrommel</b>							
0.6 (450.418)	52	06/02→12/03	➔			<b>24.0220-3027.1</b>	<b>480168</b> Ø 203,0 x 39,6 / 204,5
<b>Bremsbackensatz</b>							
0.6 (450.418)	52	06/02→12/03	➔	→ J 000000		<b>03.0137-0393.2</b>	<b>650393</b> BOS Ø 203 x 32 + HEB
						<b>03.0520-6522.3</b>	<b>696522</b> BOS Ø 203 x 32 Ø 22,2 + RZ / + Zub TopKit
<b>Seilzug, Feststellbremse</b>							
0.6 (450.418)	52	06/02→12/03	➔	⏴; Trommelbremse	1	<b>24.3727-2802.2</b>	<b>582802</b> Satz L= 990 L2= 990 + Zub
<b>SMART - FORFOUR (454) 01/04→06/06</b>							
<b>Radbremszylinder</b>							
1.1 (454.030)	55	01/04→06/06	➔	03/04→		<b>24.3219-1757.3</b>	<b>020517</b> TRW Ø 19,05 ALU
↓							














	kw					! #		
<b>SMART - FORFOUR (454) 01/04→06/06</b>								
 <b>Radbremszylinder</b>								
1.3 (454.031)	70	01/04→06/06	➔	03/04→			<b>24.3219-1757.3 020517</b>	TRW Ø 19,05 ALU
1.1 (454.033)	47	02/05→06/06	➔				<b>24.3219-1757.3 020517</b>	TRW Ø 19,05 ALU
1.5 CDI (454.000)	50	09/04→06/06						
1.5 (454.032)	90	01/04→06/06	➔	11/04→			<b>24.3219-1757.3 020517</b>	TRW Ø 19,05 ALU
 <b>Bremsbackensatz</b>								
1.1 (454.030)	55	01/04→06/06	➔	03/04→			<b>03.0137-0477.2 650477</b>	Ø 203 x 38 + HEB
1.3 (454.031)	70	01/04→06/06					<b>03.0520-7319.3 697319</b>	Ø 203 x 38 Ø 19,05 + RZ / + Zub TopKit
1.1 (454.033)	47	02/05→06/06	➔				<b>03.0137-0477.2 650477</b>	Ø 203 x 38 + HEB
1.5 CDI (454.000)	50	09/04→06/06					<b>03.0520-7319.3 697319</b>	Ø 203 x 38 Ø 19,05 + RZ / + Zub TopKit
1.5 (454.032)	90	01/04→06/06	➔	11/04→			<b>03.0137-0477.2 650477</b>	Ø 203 x 38 + HEB
							<b>03.0520-7319.3 697319</b>	Ø 203 x 38 Ø 19,05 + RZ / + Zub TopKit
<b>SMART - FORFOUR Schrägheck (453) 07/14→</b>								
 <b>Bremsbackensatz</b>								
0.9 (453.044, 453.053)	66	11/14→	➔				<b>03.0137-0531.2 650531</b>	Ø 228 x 42 + HEB
0.9 Brabus (453.062)	80	07/16→						
electric drive (453.091)	41	05/17→						
electric drive (453.091)	60	05/17→						
1.0 (453.041)	45	11/14→	➔	01/15→			<b>03.0137-0531.2 650531</b>	Ø 228 x 42 + HEB
1.0 (453.042)	52	07/14→	➔	11/14→			<b>03.0137-0531.2 650531</b>	Ø 228 x 42 + HEB
 <b>Seilzug, Feststellbremse</b>								
0.9 (453.044, 453.053)	66	11/14→	➔	⬇	2	<b>24.3727-2803.2 582803</b>	L= 1.855	
0.9 Brabus (453.062)	80	07/16→						
electric drive (453.091)	41	05/17→						
electric drive (453.091)	60	05/17→						
1.0 (453.041)	45	11/14→	➔	⬇; 01/15→	2	<b>24.3727-2803.2 582803</b>	L= 1.855	
1.0 (453.042)	52	07/14→	➔	⬇; 11/14→	2	<b>24.3727-2803.2 582803</b>	L= 1.855	
<b>SMART - FORTWO Cabrio (450) 01/04→01/07</b>								
 <b>Radbremszylinder</b>								
0.6 Brabus (450.433)	55	01/04→12/06	➔	☐			<b>24.3222-1721.3 020456</b>	Ø 22,2 GG
0.7 (450.433)	55	01/04→01/07	➔	☐			<b>24.3222-1722.3 020457</b>	Ø 22,2 GG
0.7 (450.452)	45	01/04→01/07						
0.8 CDI (450.401, 450.402, 450.403, 450.400)	30	01/04→01/07						
<b>Zubehörsatz, Bremsbacken</b>								
0.6 Brabus (450.433)	55	01/04→12/06	➔				<b>03.0137-9308.2 669308</b>	
0.7 (450.433)	55	01/04→01/07						
0.7 (450.452)	45	01/04→01/07						
0.8 CDI (450.401, 450.402, 450.403, 450.400)	30	01/04→01/07						
 <b>Bremstrommel</b>								
0.6 Brabus (450.433)	55	01/04→12/06	➔				<b>24.0220-3027.1 480168</b>	Ø 203,0 x 39,6 / 204,5
0.7 (450.433)	55	01/04→01/07						
0.7 (450.452)	45	01/04→01/07						
0.8 CDI (450.401, 450.402, 450.403, 450.400)	30	01/04→01/07						
 <b>Bremsbackensatz</b>								
0.6 Brabus (450.433)	55	01/04→12/06	➔				<b>03.0137-0393.2 650393</b>	BOS Ø 203 x 32 + HEB
0.7 (450.433)	55	01/04→01/07					<b>03.0520-6522.3 696522</b>	BOS Ø 203 x 32 Ø 22,2 + RZ / + Zub TopKit
0.7 (450.452)	45	01/04→01/07						
0.8 CDI (450.401, 450.402, 450.403, 450.400)	30	01/04→01/07						
 <b>Seilzug, Feststellbremse</b>								
0.6 Brabus (450.433)	55	01/04→12/06	➔	⬇; Trommelbremse	1	<b>24.3727-2802.2 582802</b>	Satz L= 990 L2= 990 + Zub	
0.7 (450.433)	55	01/04→01/07						
0.7 (450.452)	45	01/04→01/07						
0.8 CDI (450.401, 450.402, 450.403, 450.400)	30	01/04→01/07						

	kW			 	! #		
<b>SMART - FORTWO Cabrio (451) 01/07→</b>							
 <b>Radbremszylinder</b>							
0.8 CDi (451.400)	33	01/07→	➔	☐; 04/07→		24.3220-1735.3 020521	Ø 20,64 ALU
1.0 (451.431, 451.480)	52	01/07→	➔	☐; 04/07→		24.3220-1736.3 020522	Ø 20,64 ALU
1.0 Turbo (451.432)	62	01/07→					
0.8 CDi (451.401)	40	08/09→	➔	☐		24.3220-1735.3 020521	Ø 20,64 ALU
1.0 Brabus	88	04/12→					
1.0 Brabus (451.433)	72	01/08→	➔	☐		24.3220-1736.3 020522	Ø 20,64 ALU
1.0 Turbo Brabus (451.433)	75	07/10→					
electric drive (451.490, 451.491)	20	12/10→12/12					
electric drive (451.490, 451.491)	55	01/13→					
electric drive (451.490)	35	12/11→12/12					
electric drive (451.491)	30	11/09→12/11					
electric drive Brabus (451.492)	60	01/13→					
<b>Zubehörsatz, Bremsbacken</b>							
0.8 CDi (451.400)	33	01/07→	➔	04/07→		03.0137-9308.2 669308	
1.0 (451.431, 451.480)	52	01/07→					
1.0 Turbo (451.432)	62	01/07→					
0.8 CDi (451.401)	40	08/09→	➔			03.0137-9308.2 669308	
1.0 Brabus	88	04/12→					
1.0 Brabus (451.433)	72	01/08→					
1.0 Turbo Brabus (451.433)	75	07/10→					
electric drive (451.490, 451.491)	20	12/10→12/12					
electric drive (451.490, 451.491)	55	01/13→					
electric drive (451.490)	35	12/11→12/12					
electric drive (451.491)	30	11/09→12/11					
electric drive Brabus (451.492)	60	01/13→					
 <b>Bremstrommel</b>							
0.8 CDi (451.400)	33	01/07→	➔	04/07→		24.0220-3027.1 480168	Ø 203,0 x 39,6 / 204,5
1.0 (451.431, 451.480)	52	01/07→					
1.0 Turbo (451.432)	62	01/07→					
0.8 CDi (451.401)	40	08/09→	➔			24.0220-3027.1 480168	Ø 203,0 x 39,6 / 204,5
1.0 Brabus	88	04/12→					
1.0 Brabus (451.433)	72	01/08→					
1.0 Turbo Brabus (451.433)	75	07/10→					
electric drive (451.490, 451.491)	20	12/10→12/12					
electric drive (451.490, 451.491)	55	01/13→					
electric drive (451.490)	35	12/11→12/12					
electric drive (451.491)	30	11/09→12/11					
electric drive Brabus (451.492)	60	01/13→					
 <b>Bremsbackensatz</b>							
0.8 CDi (451.400)	33	01/07→	➔	04/07→		03.0137-0487.2 650487	Ø 203 x 32 + HEB
1.0 (451.431, 451.480)	52	01/07→				03.0520-9520.3 699520	Ø 203 x 32 Ø 20,64 + RZ / + Zub TopKit
1.0 Turbo (451.432)	62	01/07→					
0.8 CDi (451.401)	40	08/09→	➔			03.0137-0487.2 650487	Ø 203 x 32 + HEB
electric drive (451.490, 451.491)	20	12/10→12/12				03.0520-9520.3 699520	Ø 203 x 32 Ø 20,64 + RZ / + Zub TopKit
electric drive (451.490, 451.491)	55	01/13→					
electric drive (451.490)	35	12/11→12/12					
electric drive (451.491)	30	11/09→12/11					
electric drive Brabus (451.492)	60	01/13→					
1.0 Brabus	88	04/12→	➔			03.0137-0487.2 650487	Ø 203 x 32 + HEB
1.0 Brabus (451.433)	72	01/08→	➔			03.0137-0487.2 650487	Ø 203 x 32 + HEB
1.0 Turbo Brabus (451.433)	75	07/10→				03.0520-9520.3 699520	Ø 203 x 32 Ø 20,64 + RZ / + Zub TopKit
			➔	04/12→		03.0520-9520.3 699520	Ø 203 x 32 Ø 20,64 + RZ / + Zub TopKit
<b>SMART - FORTWO Cabriolet (453) 09/15→</b>							
 <b>Bremsbackensatz</b>							
0.9 (453.444, 453.453)	66	09/15→	➔			03.0137-0522.2 650522	Ø 203 x 38 + HEB
0.9 Brabus (453.462)	80	07/16→					
1.0 (453.442, 453.443)	52	09/15→					














	kw					! #		
<b>SMART - FORTWO Coupe (450) 01/04→02/07</b>								
 <b>Radbremszylinder</b>								
0.6 (450.332)	45	01/04→02/07	➔	☐			24.3222-1721.3 020456	Ø 22,2 GG
0.7 (450.330)	37	01/04→01/07	➔	☐			24.3222-1722.3 020457	Ø 22,2 GG
0.7 (450.333)	55	01/04→01/07						
0.7 (450.352, 450.332)	45	01/04→01/07						
0.8 CDI (450.300, 450.301, 450.302, 450.303, 450.306)	30	01/04→01/07						
0.7 (450.335)	40	01/04→01/07	➔	☐; + ESP			24.3220-1735.3 020521	Ø 20,64 ALU
			➔	☐; + ESP			24.3220-1736.3 020522	Ø 20,64 ALU
<b>Zubehörsatz, Bremsbacken</b>								
0.6 (450.332)	45	01/04→02/07	➔				03.0137-9308.2 669308	
0.7 (450.330)	37	01/04→01/07	➔					
0.7 (450.333)	55	01/04→01/07						
0.7 (450.352, 450.332)	45	01/04→01/07						
0.8 CDI (450.300, 450.301, 450.302, 450.303, 450.306)	30	01/04→01/07						
0.7 (450.335)	40	01/04→01/07	➔	→ J000000			03.0137-9308.2 669308	
 <b>Bremstrommel</b>								
0.6 (450.332)	45	01/04→02/07	➔				24.0220-3027.1 480168	Ø 203,0 x 39,6 / 204,5
0.7 (450.330)	37	01/04→01/07	➔					
0.7 (450.333)	55	01/04→01/07						
0.7 (450.335)	40	01/04→01/07						
0.7 (450.352, 450.332)	45	01/04→01/07						
0.8 CDI (450.300, 450.301, 450.302, 450.303, 450.306)	30	01/04→01/07						
 <b>Bremsbackensatz</b>								
0.6 (450.332)	45	01/04→02/07	➔				03.0137-0393.2 650393	BOS Ø 203 x 32 + HEB
0.7 (450.330)	37	01/04→01/07	➔					
0.7 (450.333)	55	01/04→01/07						
0.7 (450.352, 450.332)	45	01/04→01/07						
0.8 CDI (450.300, 450.301, 450.302, 450.303, 450.306)	30	01/04→01/07						
0.7 (450.335)	40	01/04→01/07					➔	→ J000000
			➔	→ J000000			03.0137-0393.2 650393	BOS Ø 203 x 32 + HEB
 <b>Seilzug, Feststellbremse</b>								
0.6 (450.332)	45	01/04→02/07	➔	☒; Trommelbremse	1		24.3727-2802.2 582802	Satz L= 990 L2= 990 + Zub
0.7 (450.330)	37	01/04→01/07	➔					
0.7 (450.333)	55	01/04→01/07						
0.7 (450.335)	40	01/04→01/07						
0.7 (450.352, 450.332)	45	01/04→01/07						
0.8 CDI (450.300, 450.301, 450.302, 450.303, 450.306)	30	01/04→01/07						
<b>SMART - FORTWO Coupe (451) 01/07→</b>								
 <b>Radbremszylinder</b>								
0.8 CDi (451.300)	33	01/07→	➔	☐; 04/07→			24.3220-1735.3 020521	Ø 20,64 ALU
1.0 (451.330, 451.334)	45	01/07→	➔	☐; 04/07→				
1.0 (451.331, 451.380)	52	01/07→	➔	☐; 04/07→			24.3220-1736.3 020522	Ø 20,64 ALU
1.0 Turbo (451.332)	62	01/07→						
0.8 CDi (451.301)	40	08/09→	➔	☐			24.3220-1735.3 020521	Ø 20,64 ALU
1.0 Brabus (451.333)	72	01/08→	➔	☐				
1.0 Turbo Brabus (451.333)	75	07/10→						
electric drive (451.390, 451.391)	55	01/13→	➔				24.3220-1736.3 020522	Ø 20,64 ALU
electric drive (451.390)	35	12/11→12/12						
electric drive (451.391, 451.390)	20	12/10→12/12						
electric drive (451.391)	30	11/09→12/11						
electric drive Brabus (451.392)	60	01/13→	➔					
<b>Zubehörsatz, Bremsbacken</b>								
0.8 CDi (451.300)	33	01/07→	➔	04/07→			03.0137-9308.2 669308	
1.0 (451.330, 451.334)	45	01/07→	➔					
1.0 (451.331, 451.380)	52	01/07→						
1.0 Turbo (451.332)	62	01/07→						
0.8 CDi (451.301)	40	08/09→	➔				03.0137-9308.2 669308	
1.0 Brabus (451.333)	72	01/08→	➔					














	kW			 	! #			
<b>SMART - FORTWO Coupe (451) 01/07→</b>								
<b>Zubehörsatz, Bremsbacken</b>								
1.0 Turbo Brabus (451.333)	75	07/10→	➔			03.0137-9308.2	669308	
electric drive (451.390, 451.391)	55	01/13→						
electric drive (451.390)	35	12/11→12/12						
electric drive (451.391, 451.390)	20	12/10→12/12						
electric drive (451.391)	30	11/09→12/11						
electric drive Brabus (451.392)	60	01/13→						
<b> Bremstrommel</b>								
0.8 CDi (451.300)	33	01/07→	➔	04/07→		24.0220-3027.1	480168	Ø 203,0 x 39,6 / 204,5
1.0 (451.330, 451.334)	45	01/07→						
1.0 (451.331, 451.380)	52	01/07→						
1.0 Turbo (451.332)	62	01/07→						
0.8 CDi (451.301)	40	08/09→	➔			24.0220-3027.1	480168	Ø 203,0 x 39,6 / 204,5
1.0 Brabus (451.333)	72	01/08→						
1.0 Turbo Brabus (451.333)	75	07/10→						
electric drive (451.390, 451.391)	55	01/13→						
electric drive (451.390)	35	12/11→12/12						
electric drive (451.391, 451.390)	20	12/10→12/12						
electric drive (451.391)	30	11/09→12/11						
electric drive Brabus (451.392)	60	01/13→						
<b> Bremsbackensatz</b>								
0.8 CDi (451.300)	33	01/07→	➔	04/07→		03.0137-0487.2	650487	Ø 203 x 32 + HEB
1.0 (451.330, 451.334)	45	01/07→				03.0520-9520.3	699520	Ø 203 x 32 Ø 20,64 + RZ / + Zub TopKit
1.0 (451.331, 451.380)	52	01/07→						
1.0 Turbo (451.332)	62	01/07→						
0.8 CDi (451.301)	40	08/09→	➔			03.0137-0487.2	650487	Ø 203 x 32 + HEB
1.0 Brabus (451.333)	72	01/08→				03.0520-9520.3	699520	Ø 203 x 32 Ø 20,64 + RZ / + Zub TopKit
1.0 Turbo Brabus (451.333)	75	07/10→						
electric drive (451.390, 451.391)	55	01/13→						
electric drive (451.390)	35	12/11→12/12						
electric drive (451.391, 451.390)	20	12/10→12/12						
electric drive (451.391)	30	11/09→12/11						
electric drive Brabus (451.392)	60	01/13→						
<b>SMART - FORTWO Coupe (453) 07/14→</b>								
<b> Bremsbackensatz</b>								
0.9 (453.344, 453.353)	66	09/14→	➔	11/14→		03.0137-0522.2	650522	Ø 203 x 38 + HEB
1.0 (453.342, 453.343)	52	07/14→						
0.9 Brabus (453.362)	80	07/16→	➔			03.0137-0522.2	650522	Ø 203 x 38 + HEB
electric drive (453.391)	41	05/17→						
electric drive (453.391)	60	05/17→						
1.0 (453.341)	45	11/14→	➔	01/15→		03.0137-0522.2	650522	Ø 203 x 38 + HEB
<b>SMART - ROADSTER (452) 04/03→11/05</b>								
<b>Zubehörsatz, Bremsbacken</b>								
0.7 (452.432)	45	04/03→11/05	➔			03.0137-9308.2	669308	
0.7 (452.434)	60	04/03→11/05						
0.7 Brabus (452.437)	74	12/03→11/05	➔	03/04→		03.0137-9308.2	669308	
<b> Bremstrommel</b>								
0.7 (452.432)	45	04/03→11/05	➔			24.0220-3027.1	480168	Ø 203,0 x 39,6 / 204,5
0.7 (452.434)	60	04/03→11/05						
0.7 Brabus (452.437)	74	12/03→11/05	➔	03/04→		24.0220-3027.1	480168	Ø 203,0 x 39,6 / 204,5
<b> Bremsbackensatz</b>								
0.7 (452.432)	45	04/03→11/05	➔			03.0137-0393.2	650393	BOS Ø 203 x 32 + HEB
0.7 (452.434)	60	04/03→11/05						
0.7 Brabus (452.437)	74	12/03→11/05	➔	03/04→		03.0137-0393.2	650393	BOS Ø 203 x 32 + HEB
<b>SMART - ROADSTER Coupe (452) 04/03→11/05</b>								
<b>Zubehörsatz, Bremsbacken</b>								
0.7 (452.332)	45	06/03→11/05	➔	04/05→		03.0137-9308.2	669308	
↓								

















	kw					! #		
<b>SMART - ROADSTER Coupe (452) 04/03→11/05</b>								
<b>Zubehörsatz, Bremsbacken</b>								
0.7 (452.334)	60	04/03→11/05	➡				03.0137-9308.2 669308	
0.7 Brabus (452.337)	74	12/03→11/05	➡	03/04→			03.0137-9308.2 669308	
<b>Bremstrommel</b>								
0.7 (452.332)	45	06/03→11/05	➡	04/05→			24.0220-3027.1 480168	Ø 203,0 x 39,6 / 204,5
0.7 (452.334)	60	04/03→11/05	➡				24.0220-3027.1 480168	Ø 203,0 x 39,6 / 204,5
0.7 Brabus (452.337)	74	12/03→11/05	➡	03/04→			24.0220-3027.1 480168	Ø 203,0 x 39,6 / 204,5
<b>Bremsbackensatz</b>								
0.7 (452.332)	45	06/03→11/05	➡	04/05→			03.0137-0393.2 650393	BOS Ø 203 x 32 + HEB
0.7 (452.334)	60	04/03→11/05	➡				03.0137-0393.2 650393	BOS Ø 203 x 32 + HEB
0.7 Brabus (452.337)	74	12/03→11/05	➡	03/04→			03.0137-0393.2 650393	BOS Ø 203 x 32 + HEB
<b>SSANGYONG - ACTYON SPORTS I (QJ) 11/05→</b>								
<b>Bremstrommel</b>								
2.0 Xdi	104	04/07→	➡	- ABS			24.0220-3020.2 480131	Ø 203,0 x 44,5 / 204,3
2.0 Xdi 4WD	104	04/07→	➡				24.0220-3720.2 480210	- RLG / - ABS Ring / mit Radbefestigungsbolzen Ø 203,0 x 44,5 / 204,3 + RLG / - ABS Ring / mit Radbefestigungsbolzen
<b>SUBARU - FORESTER (SF) 03/97→09/02</b>								
<b>Radbremszylinder</b>								
2.0 AWD	90	08/97→09/02	➡				24.3219-1759.3 020528	Ø 19,05 GG
2.0 AWD	92	06/98→09/02	➡	07/98→			24.3219-1759.3 020528	Ø 19,05 GG
<b>Zubehörsatz, Bremsbacken</b>								
2.0 AWD	90	08/97→09/02	➡				03.0137-9192.2 669192	AKE
2.0 AWD	92	06/98→09/02	➡	07/98→			03.0137-9192.2 669192	AKE
<b>Bremstrommel</b>								
2.0 AWD	90	08/97→09/02	➡	- ABS			24.0222-8023.1 480094	Ø 229,0 x 43,5 / 230
2.0 AWD	92	06/98→09/02	➡	07/98→; - ABS			24.0222-8023.1 480094	Ø 229,0 x 43,5 / 230
<b>Bremsbackensatz</b>								
2.0 AWD	90	08/97→09/02	➡				03.0137-0302.2 650302	AKE Ø 229 x 37
2.0 AWD	92	06/98→09/02	➡	07/98→			03.0137-0302.2 650302	AKE Ø 229 x 37
<b>Bremsbackensatz, Feststellbremse</b>								
2.0 S Turbo AWD	125	06/98→04/01	➡	07/98→			03.0137-3010.2 653010	Ø 170 x 32 - HEB
2.0 S Turbo AWD	130	04/01→09/02	➡	09/02→			03.0137-3010.2 653010	Ø 170 x 32 - HEB
<b>SUBARU - FORESTER (SG) 06/02→10/12</b>								
<b>Radbremszylinder</b>								
2.0 AWD	92	06/02→05/05	➡	09/02→			24.3219-1759.3 020528	Ø 19,05 GG
2.0 X AWD	116	06/05→05/08	➡	09/05→			24.3219-1759.3 020528	Ø 19,05 GG
<b>Zubehörsatz, Bremsbacken</b>								
2.0 AWD	92	06/02→05/05	➡	09/02→			03.0137-9192.2 669192	AKE
2.0 X AWD	116	06/05→05/08	➡	09/05→			03.0137-9192.2 669192	AKE
2.5 RX Nato AWD	115	11/02→08/05	➡	→ 05/05; für Linkslenker			03.0137-9192.2 669192	AKE
<b>Bremstrommel</b>								
2.0 AWD	92	06/02→05/05	➡	09/02→			24.0222-8023.1 480094	Ø 229,0 x 43,5 / 230
2.0 X AWD	116	06/05→05/08	➡	09/05→			24.0222-8023.1 480094	Ø 229,0 x 43,5 / 230
<b>Bremsbackensatz</b>								
2.0 AWD	92	06/02→05/05	➡	09/02→			03.0137-0302.2 650302	AKE Ø 229 x 37
2.0 X AWD	116	06/05→05/08	➡	09/05→			03.0137-0302.2 650302	AKE Ø 229 x 37
↓								
















	kW				! #		
<b>SUBARU - FORESTER (SG) 06/02→10/12</b>							
 <b>Bremsbackensatz</b>							
2.5 RX Nato AWD	115	11/02→08/05	➔	→ 05/05; für Linkslenker		03.0137-0302.2 650302	AKE Ø 229 x 37
 <b>Bremsbackensatz, Feststellbremse</b>							
2.0 S Turbo AWD	130	09/02→05/05				03.0137-3010.2 653010	Ø 170 x 32 - HEB
2.5 AWD	112	06/02→05/05					
2.5 AWD	155	12/03→05/05					
2.5 AWD	185	05/05→09/05					
2.5 AWD	121	06/05→05/08		07/05→		03.0137-3010.2 653010	Ø 170 x 32 - HEB
2.5 AWD	171	01/04→12/09		07/05→ 05/08		03.0137-3010.2 653010	Ø 170 x 32 - HEB
2.5 RX Nato AWD	115	11/02→08/05				03.0137-3010.2 653010	Ø 170 x 32 - HEB
			➔	→ 05/05; für Rechtslenker		03.0137-3010.2 653010	Ø 170 x 32 - HEB
2.5 XT AWD	169	06/05→05/08		09/05→		03.0137-3010.2 653010	Ø 170 x 32 - HEB
<b>SUBARU - FORESTER (SH) 01/08→</b>							
 <b>Bremsbackensatz, Feststellbremse</b>							
2.0 AWD	110	01/08→09/13	➔	→ 02/13		03.0137-3015.2 653015	Ø 190 x 32 - HEB
2.0 AWD	110	01/10→					
2.0 D AWD	108	09/08→09/13					
2.5 AWD	126	01/09→09/13					
2.5 AWD	169	06/08→09/13					
2.5 Turbo AWD	193	02/11→					
2.5 AWD	165	01/12→	➔			03.0137-3015.2 653015	Ø 190 x 32 - HEB
<b>Zubehörsatz, Feststellbremsbacken</b>							
2.0 AWD	110	01/08→09/13		→ 02/13		03.0137-9307.2 669307	
2.0 AWD	110	01/10→					
2.0 D AWD	108	09/08→09/13					
2.5 AWD	126	01/09→09/13					
2.5 AWD	169	06/08→09/13					
2.5 Turbo AWD	193	02/11→					
2.5 AWD	165	01/12→				03.0137-9307.2 669307	
<b>SUBARU - FORESTER (SJ) 03/13→</b>							
 <b>Bremsbackensatz, Feststellbremse</b>							
2.0 D AWD	108	03/13→				03.0137-3045.2 653045	Ø 170 x 35 - HEB
2.0 i AWD	110	03/13→					
2.0 XT AWD	177	03/13→					
<b>SUBARU - IMPREZA Coupe (GFC) 01/93→12/00</b>							
<b>Zubehörsatz, Bremsbacken</b>							
1.6	66	12/96→12/00	➔			03.0137-9192.2 669192	AKE
1.6 AWD	66	12/96→12/00					
1.8 AWD	76	01/93→10/95					
2.0 AWD	85	12/95→12/00					
2.0 AWD	206	09/98→09/00					
2.0 i	85	11/95→09/00	➔	08/96→		03.0137-9192.2 669192	AKE
 <b>Bremstrommel</b>							
1.6	66	12/96→12/00	➔	- ABS		24.0222-8023.1 480094	Ø 229,0 x 43,5 / 230
1.6 AWD	66	12/96→12/00					
1.8 AWD	76	01/93→10/95					
2.0 AWD	85	12/95→12/00					
2.0 AWD	206	09/98→09/00					
2.0 i	85	11/95→09/00	➔	08/96→; - ABS		24.0222-8023.1 480094	Ø 229,0 x 43,5 / 230
 <b>Bremsbackensatz</b>							
1.6	66	12/96→12/00	➔			03.0137-0302.2 650302	AKE Ø 229 x 37
1.6 AWD	66	12/96→12/00					
1.8 AWD	76	01/93→10/95					
2.0 AWD	85	12/95→12/00					
2.0 AWD	206	09/98→09/00					
2.0 i	85	11/95→09/00	➔	08/96→		03.0137-0302.2 650302	AKE Ø 229 x 37
 <b>Bremsbackensatz, Feststellbremse</b>							
1.6	66	12/96→12/00	➔			03.0137-3010.2 653010	Ø 170 x 32 - HEB
1.6 AWD	66	12/96→12/00					
1.8 AWD	76	01/93→10/95					
2.0 AWD	85	12/95→12/00					
2.0 AWD	206	09/98→09/00					
2.0 Turbo AWD	155	12/96→12/00					
2.0 i	85	11/95→09/00	➔	08/96→		03.0137-3010.2 653010	Ø 170 x 32 - HEB

































	kw					! #		
<b>SUBARU - IMPREZA Schrägheck 10/00→12/07</b>								
 <b>Bremsbackensatz, Feststellbremse</b>								
2.0 i AWD	92	12/02→12/07	➡	→ 09/05			03.0137-3010.2 653010	Ø 170 x 32 - HEB
2.0 i WRX AWD	168	12/02→09/05	➡				03.0137-3010.2 653010	Ø 170 x 32 - HEB
2.5 AWD	112	12/02→09/05						
<b>SUBARU - IMPREZA Schrägheck (GP) 10/11→</b>								
 <b>Bremsbackensatz, Feststellbremse</b>								
1.6 i	84	06/12→					03.0137-3045.2 653045	Ø 170 x 35 - HEB
1.6 i AWD	84	06/12→						
2.0 AWD	110	01/12→						
<b>SUBARU - IMPREZA Schrägheck (GR, GH, G3) 03/07→</b>								
 <b>Bremsbackensatz, Feststellbremse</b>								
2.0 D AWD	80	01/11→	➡	→ 12/11			03.0137-3015.2 653015	Ø 190 x 32 - HEB
2.0 D AWD	110	01/09→						
2.5 STI CS400 AWD	294	04/10→						
2.5 WRX SE AWD	195	01/11→						
2.0 R AWD	110	01/08→	➡	02/08→ 12/11			03.0137-3015.2 653015	Ø 190 x 32 - HEB
2.5 AWD	169	01/08→						
2.5 WRX STI AWD	221	01/08→						
2.5 WRX S AWD	188	02/09→12/10	➡				03.0137-3015.2 653015	Ø 190 x 32 - HEB
2.5 WRX STI 330S AWD	243	05/09→12/10						
<b>Zubehörsatz, Feststellbremsbacken</b>								
2.0 D AWD	80	01/11→		→ 12/11			03.0137-9307.2 669307	
2.0 D AWD	110	01/09→						
2.5 STI CS400 AWD	294	04/10→						
2.5 WRX SE AWD	195	01/11→						
2.0 R AWD	110	01/08→		02/08→ 12/11			03.0137-9307.2 669307	
2.5 AWD	169	01/08→						
2.5 WRX STI AWD	221	01/08→						
2.5 WRX S AWD	188	02/09→12/10					03.0137-9307.2 669307	
2.5 WRX STI 330S AWD	243	05/09→12/10						
<b>SUBARU - IMPREZA Station Wagon (GF) 08/92→12/00</b>								
<b>Zubehörsatz, Bremsbacken</b>								
1.6 i	70	06/98→12/00	➡				03.0137-9192.2 669192	AKE
1.6 i AWD	70	06/98→12/00						
1.8 i	76	11/95→06/96						
2.0 i 16V AWD	92	06/98→12/00						
2.0 i AWD	85	12/95→12/00						
1.6 i AWD	66	08/92→12/00	➡	01/93→			03.0137-9192.2 669192	AKE
1.8 i AWD	76	08/92→12/00	➡	01/93→ 06/96			03.0137-9192.2 669192	AKE
 <b>Bremstrommel</b>								
1.6 i	70	06/98→12/00	➡	- ABS			24.0222-8023.1 480094	Ø 229,0 x 43,5 / 230
1.6 i AWD	70	06/98→12/00						
1.8 i	76	11/95→06/96						
2.0 i 16V AWD	92	06/98→12/00						
2.0 i AWD	85	12/95→12/00						
1.6 i AWD	66	08/92→12/00	➡	01/93→; - ABS			24.0222-8023.1 480094	Ø 229,0 x 43,5 / 230
1.8 i AWD	76	08/92→12/00	➡	01/93→ 06/96; - ABS			24.0222-8023.1 480094	Ø 229,0 x 43,5 / 230
 <b>Bremsbackensatz</b>								
1.6 i	70	06/98→12/00	➡				03.0137-0302.2 650302	AKE Ø 229 x 37
1.6 i AWD	70	06/98→12/00						
1.8 i	76	11/95→06/96						
2.0 i 16V AWD	92	06/98→12/00						
2.0 i AWD	85	12/95→12/00						
1.6 i AWD	66	08/92→12/00	➡	01/93→			03.0137-0302.2 650302	AKE Ø 229 x 37
1.8 i AWD	76	08/92→12/00	➡	01/93→ 06/96			03.0137-0302.2 650302	AKE Ø 229 x 37
 <b>Bremsbackensatz, Feststellbremse</b>								
1.6 i	70	06/98→12/00	➡				03.0137-3010.2 653010	Ø 170 x 32 - HEB
1.6 i AWD	70	06/98→12/00						
1.8 i	76	11/95→06/96						
2.0 i 16V AWD	92	06/98→12/00						
2.0 i AWD	85	12/95→12/00						
2.0 i Turbo AWD	155	03/94→12/00						
2.0 Turbo GT AWD	160	06/98→12/00						
1.6 i AWD	66	08/92→12/00	➡	01/93→			03.0137-3010.2 653010	Ø 170 x 32 - HEB
1.8 i AWD	76	08/92→12/00	➡	01/93→ 06/96			03.0137-3010.2 653010	Ø 170 x 32 - HEB



















	kW					! #		
<b>SUBARU - IMPREZA Station Wagon (GG) 10/00→</b>								
<b>Zubehörsatz, Bremsbacken</b>								
1.5 AWD	77	05/06→	➡	→ 08/07			<b>03.0137-9192.2 669192</b>	AKE
1.6 AWD	70	12/00→	➡	→ 09/05			<b>03.0137-9192.2 669192</b>	AKE
 <b>Bremstrommel</b>								
1.6 AWD	70	12/00→	➡	→ 09/05; - ABS			<b>24.0222-8023.1 480094</b>	Ø 229,0 x 43,5 / 230
 <b>Bremsbackensatz</b>								
1.5 AWD	77	05/06→	➡	→ 08/07			<b>03.0137-0302.2 650302</b>	AKE Ø 229 x 37
1.6 AWD	70	12/00→	➡	→ 09/05			<b>03.0137-0302.2 650302</b>	AKE Ø 229 x 37
 <b>Bremsbackensatz, Feststellbremse</b>								
2.0 AWD	92	12/00→	➡	→ 09/05			<b>03.0137-3010.2 653010</b>	Ø 170 x 32 - HEB
2.0 WRX Turbo AWD	165	12/02→						
2.0 i R AWD	118	09/05→06/07	➡	10/05→			<b>03.0137-3010.2 653010</b>	Ø 170 x 32 - HEB
<b>SUBARU - IMPREZA Stufenheck (GC) 08/92→09/01</b>								
<b>Zubehörsatz, Bremsbacken</b>								
1.6 i	66	08/92→12/00	➡	01/93→			<b>03.0137-9192.2 669192</b>	AKE
1.6 i AWD	66	08/92→12/00						
1.6 i	70	06/98→12/00	➡				<b>03.0137-9192.2 669192</b>	AKE
1.6 i AWD	70	06/98→12/00						
2.0 AWD	206	09/98→09/00						
2.0 i	92	09/98→09/00						
2.0 i AWD	85	10/95→12/00						
2.0 i AWD	92	06/98→12/00						
1.8 i AWD	76	08/92→12/00	➡	01/93→ 06/96			<b>03.0137-9192.2 669192</b>	AKE
2.0 i	85	07/96→08/98	➡	08/96→			<b>03.0137-9192.2 669192</b>	AKE
 <b>Bremstrommel</b>								
1.6 i	66	08/92→12/00	➡	01/93→; - ABS			<b>24.0222-8023.1 480094</b>	Ø 229,0 x 43,5 / 230
1.6 i AWD	66	08/92→12/00						
1.6 i	70	06/98→12/00	➡	- ABS			<b>24.0222-8023.1 480094</b>	Ø 229,0 x 43,5 / 230
1.6 i AWD	70	06/98→12/00						
2.0 AWD	206	09/98→09/00						
2.0 i	92	09/98→09/00						
2.0 i AWD	85	10/95→12/00						
2.0 i AWD	92	06/98→12/00						
1.8 i AWD	76	08/92→12/00	➡	01/93→ 06/96; - ABS			<b>24.0222-8023.1 480094</b>	Ø 229,0 x 43,5 / 230
2.0 i	85	07/96→08/98	➡	08/96→; - ABS			<b>24.0222-8023.1 480094</b>	Ø 229,0 x 43,5 / 230
 <b>Bremsbackensatz</b>								
1.6 i	66	08/92→12/00	➡	01/93→			<b>03.0137-0302.2 650302</b>	AKE Ø 229 x 37
1.6 i AWD	66	08/92→12/00						
1.6 i	70	06/98→12/00	➡				<b>03.0137-0302.2 650302</b>	AKE Ø 229 x 37
1.6 i AWD	70	06/98→12/00						
2.0 AWD	206	09/98→09/00						
2.0 i	92	09/98→09/00						
2.0 i AWD	85	10/95→12/00						
2.0 i AWD	92	06/98→12/00						
1.8 i AWD	76	08/92→12/00	➡	01/93→ 06/96			<b>03.0137-0302.2 650302</b>	AKE Ø 229 x 37
2.0 i	85	07/96→08/98	➡	08/96→			<b>03.0137-0302.2 650302</b>	AKE Ø 229 x 37
 <b>Bremsbackensatz, Feststellbremse</b>								
1.6 i	66	08/92→12/00	➡	01/93→			<b>03.0137-3010.2 653010</b>	Ø 170 x 32 - HEB
1.6 i AWD	66	08/92→12/00						
1.6 i	70	06/98→12/00	➡				<b>03.0137-3010.2 653010</b>	Ø 170 x 32 - HEB
1.6 i AWD	70	06/98→12/00						
2.0 AWD	206	09/98→09/00						
2.0 i	92	09/98→09/00						
2.0 i AWD	85	10/95→12/00						
2.0 i AWD	92	06/98→12/00						
2.0 Turbo GT AWD	155	03/94→12/00						
2.0 Turbo GT AWD	160	06/98→12/00						
1.8 i AWD	76	08/92→12/00	➡	01/93→ 06/96			<b>03.0137-3010.2 653010</b>	Ø 170 x 32 - HEB
2.0 i	85	07/96→08/98	➡	08/96→			<b>03.0137-3010.2 653010</b>	Ø 170 x 32 - HEB
<b>SUBARU - IMPREZA Stufenheck (GD) 09/99→</b>								
<b>Zubehörsatz, Bremsbacken</b>								
1.5	74	06/01→09/05	➡				<b>03.0137-9192.2 669192</b>	AKE
↓								

















	kW					! #		
<b>SUBARU - IMPREZA Stufenheck (GD) 09/99→</b>								
<b>Zubehörsatz, Bremsbacken</b>								
1.5	81	10/05→	➡		→ 03/07		03.0137-9192.2 669192	AKE
1.5 AWD	77	05/06→	➡		→ 08/07		03.0137-9192.2 669192	AKE
1.6	70	06/01→09/06	➡		→ 09/05		03.0137-9192.2 669192	AKE
1.6 AWD	70	12/00→						
 <b>Bremstrommel</b>								
1.5	74	06/01→09/05	➡				24.0222-8023.1 480094	Ø 229,0 x 43,5 / 230
1.5	81	10/05→	➡		→ 03/07		24.0222-8023.1 480094	Ø 229,0 x 43,5 / 230
1.5 AWD	77	05/06→	➡		→ 08/07		24.0222-8023.1 480094	Ø 229,0 x 43,5 / 230
1.6	70	06/01→09/06	➡		→ 09/05; - ABS		24.0222-8023.1 480094	Ø 229,0 x 43,5 / 230
1.6 AWD	70	12/00→						
 <b>Bremsbackensatz</b>								
1.5	74	06/01→09/05	➡				03.0137-0302.2 650302	AKE Ø 229 x 37
1.5	81	10/05→	➡		→ 03/07		03.0137-0302.2 650302	AKE Ø 229 x 37
1.5 AWD	77	05/06→	➡		→ 08/07		03.0137-0302.2 650302	AKE Ø 229 x 37
1.6	70	06/01→09/06	➡		→ 09/05		03.0137-0302.2 650302	AKE Ø 229 x 37
1.6 AWD	70	12/00→						
 <b>Bremsbackensatz, Feststellbremse</b>								
2.0 AWD	184	10/05→			→ 03/07		03.0137-3010.2 653010	Ø 170 x 32 - HEB
2.0 i AWD	92	12/00→	➡		→ 09/05		03.0137-3010.2 653010	Ø 170 x 32 - HEB
2.0 WRX Turbo AWD	160	12/00→						
2.0 WRX Turbo AWD	165	12/02→						
2.0 i AWD	150	12/01→11/02	➡				03.0137-3010.2 653010	Ø 170 x 32 - HEB
2.0 i WRX AWD	168	12/02→09/05						
2.5 AWD	130	03/01→09/05						
2.5 i AWD	112	12/02→09/05						
2.0 i R AWD	118	09/05→	➡		10/05→ 08/07		03.0137-3010.2 653010	Ø 170 x 32 - HEB
<b>SUBARU - IMPREZA Stufenheck (GR) 03/07→</b>								
 <b>Bremsbackensatz, Feststellbremse</b>								
2.0 AWD	125	01/11→	➡		→ 12/11		03.0137-3015.2 653015	Ø 190 x 32 - HEB
2.0 i AWD	110	01/11→						
2.5 AWD	169	01/10→						
2.5 WRX SE AWD	195	01/11→						
2.5 WRX STI AWD	221	01/11→						
<b>Zubehörsatz, Feststellbremsbacken</b>								
2.0 AWD	125	01/11→			→ 12/11		03.0137-9307.2 669307	
2.0 i AWD	110	01/11→						
2.5 AWD	169	01/10→						
2.5 WRX SE AWD	195	01/11→						
2.5 WRX STI AWD	221	01/11→						
<b>SUBARU - JUSTY I (KAD) 11/84→08/96</b>								
<b>Zubehörsatz, Bremsbacken</b>								
1000	37	05/87→10/95	➡		→ 09/95		03.0137-9127.2 669127	
1200	49	05/87→10/95	➡		01/89→ 09/95		03.0137-9127.2 669127	
 <b>Bremsbackensatz</b>								
1000	37	05/87→10/95	➡		→ 09/95		03.0137-0222.2 650222	Ø 180 x 31
1200	49	05/87→10/95	➡		01/89→ 09/95		03.0137-0222.2 650222	Ø 180 x 31
<b>SUBARU - JUSTY II (JMA, MS) 10/95→11/03</b>								
 <b>Radbremszylinder</b>								
1.3 GX 4x4	50	10/95→11/03	➡		→ 09/00		24.3217-1725.3 020512	Ø 17,46 ALU
			➡		→ 09/00		24.3217-1726.3 020513	Ø 17,46 ALU
<b>Zubehörsatz, Bremsbacken</b>								
1.3 GX 4x4	50	10/95→11/03	➡		→ 06/98		03.0137-9271.2 669271	
 <b>Bremstrommel</b>								
1.3 4x4	63	04/01→11/03	➡				24.0220-0040.1 480166	Ø 200,0 x 40 / 202
1.3 GX 4x4	50	10/95→11/03	➡		→ 09/00		24.0220-0040.1 480166	Ø 200,0 x 40 / 202
↓								

	kW			 	! #		
<b>SUBARU - JUSTY II (JMA, MS) 10/95→11/03</b>							
 <b>Bremsbackensatz</b>							
1.3 4x4	63	04/01→11/03	➔			<b>03.0137-0500.2 650500</b>	BOS Ø 200 x 32 + HEB
1.3 GX 4x4	50	10/95→11/03	➔	→ 06/98		<b>03.0137-0315.2 650315</b>	Ø 200 x 32
			➔	07/98→ 09/00		<b>03.0137-0500.2 650500</b>	BOS Ø 200 x 32 + HEB
<b>SUBARU - JUSTY III (G3X) 09/03→</b>							
 <b>Radbremszylinder</b>							
1.3 AWD 1.5 AWD	69 73	09/03→ 09/03→	➔	→ 08/07		<b>24.3215-1701.3 020493</b>	Ø 15,87 ALU
<b>Zubehörsatz, Bremsbacken</b>							
1.3 AWD 1.5 AWD	69 73	09/03→ 09/03→	➔	→ 08/07		<b>03.0137-9300.2 669300</b>	
 <b>Bremsbackensatz</b>							
1.3 AWD 1.5 AWD	69 73	09/03→ 09/03→	➔	→ 08/07		<b>03.0137-0465.2 650465</b>	Ø 200 x 29 + HEB
						<b>03.0520-1415.3 691415</b>	Ø 200 x 29 Ø 15,87 + RZ / + Zub TopKit
<b>SUBARU - JUSTY IV 01/07→</b>							
 <b>Radbremszylinder</b>							
1.0	51	01/07→	➔	☐; 09/07→ 05/11		<b>24.3217-1721.3 020489</b>	Ø 17,46 ALU
			➔	☐; 09/07→ 05/11		<b>24.3217-1722.3 020490</b>	Ø 17,46 ALU
1.3 AWD	67	03/08→	➔	☐; → 05/11		<b>24.3217-1721.3 020489</b>	Ø 17,46 ALU
			➔	☐; → 05/11		<b>24.3217-1722.3 020490</b>	Ø 17,46 ALU
 <b>Bremsbackensatz</b>							
1.0	51	01/07→	➔	09/07→ 05/11		<b>03.0137-0489.2 650489</b>	Ø 180 x 28 - HEB
1.3 AWD	67	03/08→	➔	→ 05/11		<b>03.0137-0489.2 650489</b>	Ø 180 x 28 - HEB
<b>SUBARU - LEGACY II (BD) 03/94→10/99</b>							
<b>Zubehörsatz, Bremsbacken</b>							
1.8 4WD 2.0 i 2.0 i 4WD 2.2 2.2 4WD 2.2 i 4WD 2.2 i 4WD	76 85 85 94 100 94 96	05/96→09/98 09/94→03/99 09/94→03/99 07/94→11/98 07/94→11/98 09/94→03/99 06/96→03/99	➔			<b>03.0137-9192.2 669192</b>	AKE
 <b>Bremstrommel</b>							
1.8 4WD 2.0 i 2.0 i 4WD 2.2 2.2 4WD 2.2 i 4WD 2.2 i 4WD	76 85 85 94 100 94 96	05/96→09/98 09/94→03/99 09/94→03/99 07/94→11/98 07/94→11/98 09/94→03/99 06/96→03/99	➔			<b>24.0222-8023.1 480094</b>	Ø 229,0 x 43,5 / 230
 <b>Bremsbackensatz</b>							
1.8 4WD 2.0 i 2.0 i 4WD 2.2 2.2 4WD 2.2 i 4WD 2.2 i 4WD	76 85 85 94 100 94 96	05/96→09/98 09/94→03/99 09/94→03/99 07/94→11/98 07/94→11/98 09/94→03/99 06/96→03/99	➔			<b>03.0137-0302.2 650302</b>	AKE Ø 229 x 37
 <b>Bremsbackensatz, Feststellbremse</b>							
1.8 4WD 2.0 i 2.0 i 4WD 2.2 2.2 4WD 2.2 i 4WD 2.2 i 4WD 2.5 4WD 2.5 i 4WD	76 85 85 94 100 94 96 115 110	05/96→09/98 09/94→03/99 09/94→03/99 07/94→11/98 07/94→11/98 09/94→03/99 06/96→03/99 09/96→11/98 06/96→03/99	➔			<b>03.0137-3010.2 653010</b>	Ø 170 x 32 - HEB













	kw			 	! #		
<b>SUBARU - LEGACY II Station Wagon (BG) 02/94→12/99</b>							
<b>Zubehörsatz, Bremsbacken</b>							
2.0 i	85	09/94→11/98	➔			03.0137-9192.2 669192	AKE
2.0 i 4WD	85	09/94→11/98					
2.2 i 4WD	96	06/96→11/98					
2.2 i 4WD	100	07/94→11/98					
2.2 i 4WD	94	02/94→12/98	➔	→ 11/98		03.0137-9192.2 669192	AKE
<b> Bremstrommel</b>							
2.0 i	85	09/94→11/98	➔			24.0222-8023.1 480094	Ø 229,0 x 43,5 / 230
2.0 i 4WD	85	09/94→11/98					
2.2 i 4WD	96	06/96→11/98					
2.2 i 4WD	100	07/94→11/98					
2.2 i 4WD	94	02/94→12/98	➔	→ 11/98		24.0222-8023.1 480094	Ø 229,0 x 43,5 / 230
<b> Bremsbackensatz</b>							
2.0 i	85	09/94→11/98	➔			03.0137-0302.2 650302	AKE Ø 229 x 37
2.0 i 4WD	85	09/94→11/98					
2.2 i 4WD	96	06/96→11/98					
2.2 i 4WD	100	07/94→11/98					
2.2 i 4WD	94	02/94→12/98	➔	→ 11/98		03.0137-0302.2 650302	AKE Ø 229 x 37
<b> Bremsbackensatz, Feststellbremse</b>							
2.0 i	85	09/94→11/98	➔			03.0137-3010.2 653010	Ø 170 x 32 - HEB
2.0 i 4WD	85	09/94→11/98					
2.2 i 4WD	96	06/96→11/98					
2.2 i 4WD	100	07/94→11/98					
2.5 i 4WD	110	06/96→11/98					
2.5 i 4WD	115	09/96→11/98					
2.2 i 4WD	94	02/94→12/98	➔	→ 11/98		03.0137-3010.2 653010	Ø 170 x 32 - HEB
<b>SUBARU - LEGACY IV (BL) 09/03→12/15</b>							
<b> Bremsbackensatz, Feststellbremse</b>							
2.0 AWD	101	09/03→10/05				03.0137-3043.2 653043	Ø 170 x 36 - HEB
2.0 AWD	121	06/05→04/09					
2.0 AWD	132	06/05→04/09					
2.0 AWD	140	06/05→04/09					
2.5 AWD	121	09/03→04/09					
3.0 R AWD	180	09/03→06/09					
2.0 D AWD	110	02/08→12/09		→ 04/09		03.0137-3043.2 653043	Ø 170 x 36 - HEB
2.0 R AWD	110	09/07→12/09					
2.5 i AWD	127	09/07→12/09					
2.0 Turbo AWD	180	09/03→11/06		06/05→		03.0137-3043.2 653043	Ø 170 x 36 - HEB
<b>SUBARU - LEGACY IV Station Wagon (BP) 09/03→12/09</b>							
<b> Bremsbackensatz, Feststellbremse</b>							
2.0 AWD	101	09/03→10/05				03.0137-3043.2 653043	Ø 170 x 36 - HEB
2.0 AWD	121	06/05→04/09					
2.0 AWD	132	06/05→04/09					
2.0 AWD	140	06/05→04/09					
2.5 AWD	121	09/03→04/09					
3.0 R AWD	180	09/03→04/09					
2.0 D AWD	110	02/08→12/09		→ 04/09		03.0137-3043.2 653043	Ø 170 x 36 - HEB
2.0 R AWD	110	09/07→12/09					
2.5 i AWD	127	01/08→12/09					
2.0 Turbo AWD	180	09/03→11/06		06/05→		03.0137-3043.2 653043	Ø 170 x 36 - HEB
<b>SUBARU - LEGACY V (BM) 05/09→</b>							
<b> Bremsbackensatz, Feststellbremse</b>							
2.0 D AWD	110	09/09→12/14				03.0137-3015.2 653015	Ø 190 x 32 - HEB
2.0 i AWD	110	09/09→12/14					
2.0 i LPG AWD	108	09/09→12/11					
2.5 GT AWD	195	07/10→12/14					
2.5 i AWD	123	09/09→12/14					
2.5 i AWD	125	01/12→					
3.6 AWD	191	09/09→12/14		09/10→		03.0137-3015.2 653015	Ø 190 x 32 - HEB
<b>SUBARU - LEGACY V Station Wagon (BR) 06/08→12/14</b>							
<b> Bremsbackensatz, Feststellbremse</b>							
2.0 D AWD	108	01/13→12/14				03.0137-3015.2 653015	Ø 190 x 32 - HEB
2.0 D AWD	110	09/09→12/14					
2.0 i AWD	110	09/09→12/14					
2.0 i AWD	110	06/12→12/14					
2.0 i LPG AWD	108	09/09→12/11					
2.5 GT AWD	195	07/10→12/14					
↓							

	kw				! #		
<b>SUBARU - LEGACY V Station Wagon (BR) 06/08→12/14</b>							
 <b>Bremsbackensatz, Feststellbremse</b>							
2.5 i AWD	123	09/09→12/14				03.0137-3015.2 653015	Ø 190 x 32 - HEB
2.5 i AWD	127	07/12→12/14					
<b>SUBARU - LEGACY OUTBACK (BG) 01/96→12/99</b>							
 <b>Bremsbackensatz, Feststellbremse</b>							
2.5	110	01/96→12/99	➔	06/96→ 11/98		03.0137-3010.2 653010	Ø 170 x 32 - HEB
<b>SUBARU - OUTBACK (BL, BP) 09/03→06/10</b>							
 <b>Bremsbackensatz, Feststellbremse</b>							
2.0 AWD	101	09/03→10/05				03.0137-3043.2 653043	Ø 170 x 36 - HEB
2.0 D AWD	110	09/08→09/09		→ 04/09		03.0137-3043.2 653043	Ø 170 x 36 - HEB
2.5 AWD	121	11/03→09/09					
2.5 AWD	127	09/08→09/09		→ 06/09		03.0137-3043.2 653043	Ø 170 x 36 - HEB
3.0 AWD	180	11/03→09/09					
<b>SUBARU - OUTBACK (BR) 09/09→</b>							
 <b>Bremsbackensatz, Feststellbremse</b>							
2.0 D AWD	108	01/13→				03.0137-3015.2 653015	Ø 190 x 32 - HEB
2.0 D AWD	110	09/09→					
2.5 i AWD	123	09/09→					
2.5 i AWD	125	09/12→					
3.6 R AWD	188	01/12→					
3.6 R AWD	191	09/09→					
3.6 AWD	182	06/11→		→ 12/14		03.0137-3015.2 653015	Ø 190 x 32 - HEB
<b>SUBARU - XV 12/11→</b>							
 <b>Bremsbackensatz, Feststellbremse</b>							
1.6 i AWD	84	03/12→				03.0137-3045.2 653045	Ø 170 x 35 - HEB
2.0 D AWD	80	03/12→					
2.0 D AWD	108	03/12→					
2.0 i AWD	110	03/12→					
<b>SUZUKI - ALTO (EF) 10/93→09/98</b>							
 <b>Radbremszylinder</b>							
1.0	43	01/00→06/02	➔			24.3217-1738.3 020577	Ø 17,46 ALU
1.0 (SH410)	39	09/94→09/98					
1.3	63	10/98→09/00	➔	<input type="checkbox"/>		24.3217-1725.3 020512	Ø 17,46 ALU
1.6	71	10/98→09/00	➔	<input type="checkbox"/>		24.3217-1726.3 020513	Ø 17,46 ALU
<b>Zubehörsatz, Bremsbacken</b>							
0.8	25	11/93→06/96	➔			03.0137-9127.2 669127	
1.0	43	01/00→06/02					
1.0 (SH410)	39	09/94→09/98					
 <b>Bremstrommel</b>							
1.0	43	01/00→06/02	➔			24.0218-0047.1 480194	Ø 180,0 x 44,2 / 182 - RLG / - ABS Ring
1.0 (SH410)	39	09/94→09/98					
1.3	63	10/98→09/00	➔			24.0220-0044.1 480192	Ø 200,0 x 40,2 / 202
1.6	71	10/98→09/00					
 <b>Bremsbackensatz</b>							
0.8	25	11/93→06/96	➔			03.0137-0222.2 650222	Ø 180 x 31
1.0	43	01/00→06/02	➔			03.0137-0470.2 650470	Ø 180 x 31 - HEB
1.0 (SH410)	39	09/94→09/98					
1.3	63	10/98→09/00	➔			03.0137-0315.2 650315	Ø 200 x 32
1.6	71	10/98→09/00					
 <b>Seilzug, Feststellbremse</b>							
1.3	63	10/98→09/00	➔	<input type="checkbox"/> ; Trommelbremse		24.3727-2000.2 582000	L= 1.572
1.6	71	10/98→09/00	➔	<input type="checkbox"/> ; Trommelbremse		24.3727-2003.2 582003	L= 1.656
<b>SUZUKI - ALTO (FF) 09/04→12/09</b>							
 <b>Radbremszylinder</b>							
1.1 (RF410)	46	09/04→12/08	➔			24.3215-1702.3 020494	Ø 15,87 ALU
<b>Zubehörsatz, Bremsbacken</b>							
1.1 (RF410)	46	09/04→12/08	➔			03.0137-9127.2 669127	
↓							













	kw					! #		
<b>SUZUKI - ALTO (FF) 09/04 → 12/09</b>								
 <b>Bremstrommel</b>								
1.1 (RF410)	46	09/04 → 12/08	➔			24.0218-0047.1	480194	Ø 180,0 x 44,2 / 182 - RLG / - ABS Ring
 <b>Bremsbackensatz</b>								
1.1 (RF410)	46	09/04 → 12/08	➔			03.0137-0425.2	650425	Ø 180 x 26 - HEB
<b>SUZUKI - ALTO (GF) 01/09 →</b>								
 <b>Radbremszylinder</b>								
1.0 (AMF310)	50	01/09 →	➔			24.3219-1765.3	020547	Ø 19,05 ALU
 <b>Bremsbackensatz</b>								
1.0 (AMF310)	50	01/09 →	➔			03.0137-0503.2	650503	Ø 180 x 26 - HEB
<b>SUZUKI - BALENO (EG) 03/95 → 12/09</b>								
 <b>Radbremszylinder</b>								
1.3 (SY413)	52	09/96 → 05/02	➔	<input type="checkbox"/>		24.3217-1725.3	020512	Ø 17,46 ALU
1.3 i 16V (SY413)	63	07/95 → 05/02						
1.6 i 16V (SY416)	72	07/95 → 05/02	➔	<input type="checkbox"/>		24.3217-1726.3	020513	Ø 17,46 ALU
1.6 i 16V 4x4 (SY416)	72	07/95 → 05/02						
<b>Zubehörsatz, Bremsbacken</b>								
1.3 (SY413)	52	09/96 → 05/02	➔			03.0137-9271.2	669271	
1.3 i 16V (SY413)	63	07/95 → 05/02						
1.6 i 16V (SY416)	72	07/95 → 05/02						
1.6 i 16V 4x4 (SY416)	72	07/95 → 05/02						
 <b>Bremstrommel</b>								
1.3 (SY413)	52	09/96 → 05/02	➔			24.0220-0044.1	480192	Ø 200,0 x 40,2 / 202
1.3 i 16V (SY413)	63	07/95 → 05/02						
1.6 i 16V (SY416)	72	07/95 → 05/02						
1.6 i 16V 4x4 (SY416)	72	07/95 → 05/02						
 <b>Bremsbackensatz</b>								
1.3 (SY413)	52	09/96 → 05/02	➔			03.0137-0315.2	650315	Ø 200 x 32
1.3 i 16V (SY413)	63	07/95 → 05/02						
1.6 i 16V (SY416)	72	07/95 → 05/02						
1.6 i 16V 4x4 (SY416)	72	07/95 → 05/02						
 <b>Seilzug, Feststellbremse</b>								
1.3 (SY413)	52	09/96 → 05/02	➔	<input type="checkbox"/>	Türenanzahl: 4; Trommelbremse	24.3727-2000.2	582000	L= 1.572
1.3 i 16V (SY413)	63	07/95 → 05/02						
1.6 i 16V (SY416)	72	07/95 → 05/02	➔	<input type="checkbox"/>	Türenanzahl: 5; Trommelbremse	24.3727-2000.2	582000	L= 1.572
1.6 i 16V 4x4 (SY416)	72	07/95 → 05/02						
			➔	<input type="checkbox"/>	Türenanzahl: 5; Trommelbremse	24.3727-2003.2	582003	L= 1.656
			➔	<input type="checkbox"/>	Türenanzahl: 4; Trommelbremse	24.3727-2003.2	582003	L= 1.656
<b>SUZUKI - BALENO Kombi (EG) 08/96 → 05/02</b>								
 <b>Radbremszylinder</b>								
1.3 16V (SY413)	63	03/97 → 05/02	➔	<input type="checkbox"/>		24.3217-1725.3	020512	Ø 17,46 ALU
1.6 i 16V (SY416)	72	08/96 → 05/02						
1.6 i 16V (SY416)	73	08/96 → 05/02	➔	<input type="checkbox"/>		24.3217-1726.3	020513	Ø 17,46 ALU
1.6 i 16V 4x4 (SY416)	72	08/96 → 05/02						
1.6 i 16V 4x4 (SY416)	73	08/96 → 05/02						
<b>Zubehörsatz, Bremsbacken</b>								
1.3 16V (SY413)	63	03/97 → 05/02	➔			03.0137-9271.2	669271	
1.6 i 16V (SY416)	72	08/96 → 05/02						
1.6 i 16V (SY416)	73	08/96 → 05/02						
1.6 i 16V 4x4 (SY416)	72	08/96 → 05/02						
1.6 i 16V 4x4 (SY416)	73	08/96 → 05/02						
 <b>Bremstrommel</b>								
1.3 16V (SY413)	63	03/97 → 05/02	➔			24.0220-0044.1	480192	Ø 200,0 x 40,2 / 202
1.6 i 16V (SY416)	72	08/96 → 05/02						
1.6 i 16V (SY416)	73	08/96 → 05/02						
1.6 i 16V 4x4 (SY416)	72	08/96 → 05/02						
1.6 i 16V 4x4 (SY416)	73	08/96 → 05/02						
 <b>Bremsbackensatz</b>								
1.3 16V (SY413)	63	03/97 → 05/02	➔			03.0137-0315.2	650315	Ø 200 x 32
1.6 i 16V (SY416)	72	08/96 → 05/02						
1.6 i 16V (SY416)	73	08/96 → 05/02						
1.6 i 16V 4x4 (SY416)	72	08/96 → 05/02						












	kw			i 	! #		
<b>SUZUKI - BALENO Kombi (EG) 08/96→05/02</b>							
 <b>Bremsbackensatz</b>							
1.6 i 16V 4x4 (SY416)	73	08/96→05/02	➔			03.0137-0315.2 650315	Ø 200 x 32
 <b>Seilzug, Feststellbremse</b>							
1.3 16V (SY413)	63	03/97→05/02	➔	<input type="checkbox"/> ; Türenanzahl: 4; Trommelbremse		24.3727-2000.2 582000	L= 1.572
1.6 i 16V (SY416)	72	08/96→05/02	➔	<input type="checkbox"/> ; Türenanzahl: 5; Trommelbremse		24.3727-2000.2 582000	L= 1.572
1.6 i 16V (SY416)	73	08/96→05/02	➔	<input type="checkbox"/> ; Türenanzahl: 5; Trommelbremse		24.3727-2003.2 582003	L= 1.656
1.6 i 16V 4x4 (SY416)	72	08/96→05/02	➔	<input type="checkbox"/> ; Türenanzahl: 5; Trommelbremse		24.3727-2003.2 582003	L= 1.656
1.6 i 16V 4x4 (SY416)	73	08/96→05/02	➔	<input type="checkbox"/> ; Türenanzahl: 4; Trommelbremse		24.3727-2003.2 582003	L= 1.656
<b>SUZUKI - BALENO Schrägheck (EG) 03/95→05/02</b>							
 <b>Radbremszylinder</b>							
1.3 (SY413)	52	09/96→05/02	➔	<input type="checkbox"/>		24.3217-1725.3 020512	Ø 17,46 ALU
1.3 i 16V (SY413)	63	07/95→05/02	➔	<input type="checkbox"/>		24.3217-1726.3 020513	Ø 17,46 ALU
1.6 i 16V (SY416)	72	07/95→05/02	➔	<input type="checkbox"/>			
1.6 i 16V 4x4 (SY416)	72	07/95→05/02	➔	<input type="checkbox"/>			
<b>Zubehörsatz, Bremsbacken</b>							
1.3 (SY413)	52	09/96→05/02	➔			03.0137-9271.2 669271	
1.3 i 16V (SY413)	63	07/95→05/02	➔				
1.6 i 16V (SY416)	72	07/95→05/02	➔				
1.6 i 16V 4x4 (SY416)	72	07/95→05/02	➔				
 <b>Bremstrommel</b>							
1.3 (SY413)	52	09/96→05/02	➔			24.0220-0044.1 480192	Ø 200,0 x 40,2 / 202
1.3 i 16V (SY413)	63	07/95→05/02	➔				
1.6 i 16V (SY416)	72	07/95→05/02	➔				
1.6 i 16V 4x4 (SY416)	72	07/95→05/02	➔				
 <b>Bremsbackensatz</b>							
1.3 (SY413)	52	09/96→05/02	➔			03.0137-0315.2 650315	Ø 200 x 32
1.3 i 16V (SY413)	63	07/95→05/02	➔				
1.6 i 16V (SY416)	72	07/95→05/02	➔				
1.6 i 16V 4x4 (SY416)	72	07/95→05/02	➔				
 <b>Seilzug, Feststellbremse</b>							
1.3 (SY413)	52	09/96→05/02	➔	<input type="checkbox"/> ; Türenanzahl: 4; Trommelbremse		24.3727-2000.2 582000	L= 1.572
1.3 i 16V (SY413)	63	07/95→05/02	➔	<input type="checkbox"/> ; Türenanzahl: 5; Trommelbremse		24.3727-2000.2 582000	L= 1.572
1.6 i 16V (SY416)	72	07/95→05/02	➔	<input type="checkbox"/> ; Türenanzahl: 5; Trommelbremse		24.3727-2003.2 582003	L= 1.656
1.6 i 16V 4x4 (SY416)	72	07/95→05/02	➔	<input type="checkbox"/> ; Türenanzahl: 4; Trommelbremse		24.3727-2003.2 582003	L= 1.656
<b>SUZUKI - CARRY Bus 03/99→12/06</b>							
 <b>Radbremszylinder</b>							
1.3	57	03/99→12/06	➔	<input type="checkbox"/> ; → 09/04		24.3219-1723.3 020427	Ø 19,05 ALU
			➔	<input type="checkbox"/> ; → 09/04		24.3219-1758.3 020527	Ø 19,05 ALU
<b>Zubehörsatz, Bremsbacken</b>							
1.3	57	03/99→12/06	➔	→ 09/04		03.0137-9190.2 669190	
 <b>Bremsbackensatz</b>							
1.3	57	03/99→12/06	➔	→ 09/04		03.0137-0287.2 650287	Ø 220 x 36
<b>SUZUKI - CARRY Kasten (FD) 02/99→</b>							
 <b>Radbremszylinder</b>							
1.3	58	03/99→	➔	<input type="checkbox"/> ; → 09/04		24.3219-1723.3 020427	Ø 19,05 ALU
1.3 16 V	58	03/00→	➔	<input type="checkbox"/> ; → 09/04		24.3219-1758.3 020527	Ø 19,05 ALU
1.3 4x4	56	02/99→09/04	➔	<input type="checkbox"/>		24.3219-1723.3 020427	Ø 19,05 ALU
			➔	<input type="checkbox"/>		24.3219-1758.3 020527	Ø 19,05 ALU
<b>Zubehörsatz, Bremsbacken</b>							
1.3	58	03/99→	➔	→ 09/04		03.0137-9190.2 669190	
1.3 16 V	58	03/00→	➔				
1.3 4x4	56	02/99→09/04	➔			03.0137-9190.2 669190	
 <b>Bremsbackensatz</b>							
1.3	58	03/99→	➔	→ 09/04		03.0137-0287.2 650287	Ø 220 x 36
1.3 16 V	58	03/00→	➔				
1.3 4x4	56	02/99→09/04	➔			03.0137-0287.2 650287	Ø 220 x 36
































	kW					! #		
<b>SUZUKI - CARRY Pritsche/Fahrgestell (FD, DA5_T, DA6_T) 02/99→</b>								
 <b>Radbremszylinder</b>								
1.3 4x4	58	10/00→07/05	➔	<input type="checkbox"/>	→ 09/04		<b>24.3219-1723.3 020427</b>	Ø 19,05 ALU
			➔	<input type="checkbox"/>	→ 09/04		<b>24.3219-1758.3 020527</b>	Ø 19,05 ALU
<b>Zubehörsatz, Bremsbacken</b>								
1.3	56	10/00→09/04	➔				<b>03.0137-9190.2 669190</b>	
1.3 4x4	58	10/00→07/05	➔		→ 09/04		<b>03.0137-9190.2 669190</b>	
 <b>Bremsbackensatz</b>								
1.3	56	10/00→09/04	➔				<b>03.0137-0287.2 650287</b>	Ø 220 x 36
1.3 4x4	58	10/00→07/05	➔		→ 09/04		<b>03.0137-0287.2 650287</b>	Ø 220 x 36
<b>SUZUKI - GRAND VITARA I (FT, HT) 03/98→08/06</b>								
 <b>Radbremszylinder</b>								
1.6 4x4 (SQ 416)	69	03/98→07/03	➔	<input type="checkbox"/>			<b>24.3222-1727.3 020519</b>	Ø 22,2 GG
1.6 4x4 (SQ 416)	71	09/03→09/05	➔	<input type="checkbox"/>				
1.6 4x4 (SQ 416)	73	02/00→09/02	➔	<input type="checkbox"/>			<b>24.3222-1728.3 020520</b>	Ø 22,2 GG
2.0 4x4 (SQ 420)	97	08/98→12/00						
2.0 4x4 (SQ 420)	103	04/98→08/05						
2.0 HDI 110 16V 4x4 (SQ 420D)	80	07/01→09/05						
2.0 HDI 110 4x4 (SQ 420D)	80	07/01→09/05						
2.0 TD 4x4 (SQ 420D)	63	04/00→09/05						
2.0 TD 4x4 (SQ 420D)	64	03/98→07/03						
2.5 V6 24V 4x4 (SQ 625)	116	04/01→07/03						
2.7 4x4 (JA 627)	127	09/01→07/03						
2.7 4x4 (JA 627)	135	04/03→07/03						
2.0 4x4 (SQ 420)	94	03/98→07/03	➔	<input type="checkbox"/>			<b>24.3222-1727.3 020519</b>	Ø 22,2 GG
			➔	<input type="checkbox"/>			<b>24.3222-1727.3 020519</b>	Ø 22,2 GG
			➔	<input type="checkbox"/>			<b>24.3222-1728.3 020520</b>	Ø 22,2 GG
			➔	<input type="checkbox"/>			<b>24.3222-1728.3 020520</b>	Ø 22,2 GG
2.5 V6 24V 4x4 (SQ 625)	106	04/98→07/03	➔	<input type="checkbox"/>	→ 09/00		<b>24.3222-1727.3 020519</b>	Ø 22,2 GG
			➔	<input type="checkbox"/>	→ 09/00		<b>24.3222-1728.3 020520</b>	Ø 22,2 GG
2.7 (JA 627)	127	06/01→08/03	➔	<input type="checkbox"/>	09/01→		<b>24.3222-1727.3 020519</b>	Ø 22,2 GG
2.7 4x4 (JA 627)	130	07/01→07/03	➔	<input type="checkbox"/>	09/01→		<b>24.3222-1728.3 020520</b>	Ø 22,2 GG
2.7 (JA 627)	135	09/03→08/06	➔	<input type="checkbox"/>	→ 09/05		<b>24.3222-1727.3 020519</b>	Ø 22,2 GG
			➔	<input type="checkbox"/>	→ 09/05		<b>24.3222-1728.3 020520</b>	Ø 22,2 GG
 <b>Bremsbackensatz</b>								
1.6 4x4 (SQ 416)	69	03/98→07/03	➔				<b>03.0137-0433.2 650433</b>	Ø 220 x 42 - HEB
1.6 4x4 (SQ 416)	71	09/03→09/05	➔					
1.6 4x4 (SQ 416)	73	02/00→09/02	➔					
2.0 4x4 (SQ 420)	97	08/98→12/00						
2.0 4x4 (SQ 420)	103	04/98→08/05						
2.0 HDI 110 16V 4x4 (SQ 420D)	80	07/01→09/05						
2.0 HDI 110 4x4 (SQ 420D)	80	07/01→09/05						
2.0 TD 4x4 (SQ 420D)	63	04/00→09/05						
2.0 TD 4x4 (SQ 420D)	64	03/98→07/03						
2.5 V6 24V 4x4 (SQ 625)	116	04/01→07/03						
2.0 4x4 (SQ 420)	94	03/98→07/03	➔				<b>03.0137-0433.2 650433</b>	Ø 220 x 42 - HEB
			➔				<b>03.0137-0433.2 650433</b>	Ø 220 x 42 - HEB
2.5 V6 24V 4x4 (SQ 625)	106	04/98→07/03	➔		→ 09/00		<b>03.0137-0433.2 650433</b>	Ø 220 x 42 - HEB
<b>SUZUKI - GRAND VITARA I Cabriolet (GT) 03/98→09/05</b>								
 <b>Radbremszylinder</b>								
1.6 4x4 (SQ 416)	69	03/98→07/03	➔	<input type="checkbox"/>			<b>24.3222-1727.3 020519</b>	Ø 22,2 GG
			➔	<input type="checkbox"/>			<b>24.3222-1728.3 020520</b>	Ø 22,2 GG
2.0 4x4 (SQ 420)	94	03/98→07/03	➔	<input type="checkbox"/>			<b>24.3222-1727.3 020519</b>	Ø 22,2 GG
			➔	<input type="checkbox"/>			<b>24.3222-1728.3 020520</b>	Ø 22,2 GG
			➔	<input type="checkbox"/>			<b>24.3222-1728.3 020520</b>	Ø 22,2 GG
			➔	<input type="checkbox"/>			<b>24.3222-1728.3 020520</b>	Ø 22,2 GG
↓								












	kw				! #		
<b>SUZUKI - GRAND VITARA I Cabriolet (GT) 03/98→09/05</b>							
<b>Bremsbackensatz</b>							
1.6 4x4 (SQ 416)	69	03/98→07/03	➡			<b>03.0137-0433.2 650433</b>	Ø 220 x 42 - HEB
2.0 4x4 (SQ 420)	94	03/98→07/03	➡			<b>03.0137-0433.2 650433</b>	Ø 220 x 42 - HEB
			➡			<b>03.0137-0433.2 650433</b>	Ø 220 x 42 - HEB
<b>SUZUKI - GRAND VITARA II (JT, TE, TD) 04/05→02/15</b>							
<b>Radbremszylinder</b>							
1.6 (JB416)	78	10/05→02/15	➡	☐; → 02/15		<b>24.3222-1727.3 020519</b>	Ø 22,2 GG
			➡	☐; → 02/15		<b>24.3222-1728.3 020520</b>	Ø 22,2 GG
1.6 Allrad (JB416)	73	09/05→02/15	➡	☐		<b>24.3222-1727.3 020519</b>	Ø 22,2 GG
1.6 Allrad (JB416)	78	04/05→02/15	➡	☐		<b>24.3222-1728.3 020520</b>	Ø 22,2 GG
1.9 DDiS (JB419D)	95	03/06→08/08	➡	☐		<b>24.3222-1728.3 020520</b>	Ø 22,2 GG
2.0 Allrad (JB420)	103	10/05→02/15	➡	☐		<b>24.3222-1727.3 020519</b>	Ø 22,2 GG
1.9 DDiS Allrad (JB419D)	95	10/05→02/15	➡	☐; → 08/08		<b>24.3222-1728.3 020520</b>	Ø 22,2 GG
			➡	☐; → 08/08		<b>24.3222-1728.3 020520</b>	Ø 22,2 GG
2.0 (JB420)	103	10/05→02/15	➡	☐; → 12/11		<b>24.3222-1727.3 020519</b>	Ø 22,2 GG
			➡	☐; → 12/11		<b>24.3222-1728.3 020520</b>	Ø 22,2 GG
2.7 (JB627)	138	09/05→12/08	➡	☐; 10/05→ 08/08		<b>24.3222-1727.3 020519</b>	Ø 22,2 GG
			➡	☐; 10/05→ 08/08		<b>24.3222-1728.3 020520</b>	Ø 22,2 GG
<b>Zubehörsatz, Bremsbacken</b>							
1.6 (JB416)	78	10/05→02/15	➡	→ 02/15; Baumuster: Grand Vitara		<b>03.0137-9289.2 669289</b>	
1.6 Allrad (JB416)	73	09/05→02/15	➡			<b>03.0137-9289.2 669289</b>	
1.6 Allrad (JB416)	78	04/05→02/15	➡			<b>03.0137-9289.2 669289</b>	
1.9 DDiS (JB419D)	95	03/06→08/08	➡			<b>03.0137-9289.2 669289</b>	
1.9 DDiS Allrad (JB419D)	95	10/05→02/15	➡			<b>03.0137-9289.2 669289</b>	
<b>Bremsbackensatz</b>							
1.6 (JB416)	78	10/05→02/15	➡	→ 12/07; Baumuster: Grand Escudo		<b>03.0137-0433.2 650433</b>	Ø 220 x 42 - HEB
			➡	→ 02/15; Baumuster: Grand Vitara		<b>03.0137-0499.2 650499</b>	Ø 254 x 41 - HEB
1.6 Allrad (JB416)	73	09/05→02/15	➡			<b>03.0137-0499.2 650499</b>	Ø 254 x 41 - HEB
1.6 Allrad (JB416)	78	04/05→02/15	➡			<b>03.0137-0499.2 650499</b>	Ø 254 x 41 - HEB
1.9 DDiS (JB419D)	95	03/06→08/08	➡			<b>03.0137-0499.2 650499</b>	Ø 254 x 41 - HEB
1.9 DDiS Allrad (JB419D)	95	10/05→02/15	➡			<b>03.0137-0499.2 650499</b>	Ø 254 x 41 - HEB
2.0 (JB420)	103	10/05→02/15	➡	→ 12/11		<b>03.0137-0433.2 650433</b>	Ø 220 x 42 - HEB
2.0 Allrad (JB420)	103	10/05→02/15	➡			<b>03.0137-0433.2 650433</b>	Ø 220 x 42 - HEB
2.7 (JB627)	138	09/05→12/08	➡	10/05→ 08/08		<b>03.0137-0433.2 650433</b>	Ø 220 x 42 - HEB
<b>Bremsbackensatz, Feststellbremse</b>							
2.4 Allrad (JB424)	120	09/13→02/15	➡			<b>03.0137-3046.2 653046</b>	Ø 200 x 37 - HEB
2.4 Allrad (JB424)	122	01/09→02/15	➡			<b>03.0137-3046.2 653046</b>	Ø 200 x 37 - HEB
2.4 Allrad (JB424)	124	01/09→02/15	➡			<b>03.0137-3046.2 653046</b>	Ø 200 x 37 - HEB
3.2 Allrad (JB632)	165	06/08→02/15	➡			<b>03.0137-3046.2 653046</b>	Ø 200 x 37 - HEB
3.2 Allrad (JB632)	171	01/09→02/15	➡			<b>03.0137-3046.2 653046</b>	Ø 200 x 37 - HEB
<b>SUZUKI - IGNIS (FH) 10/00→12/05</b>							
<b>Radbremszylinder</b>							
1.3 (RG413)	61	10/00→09/03	➡	→ 08/03		<b>24.3215-1702.3 020494</b>	Ø 15,87 ALU
1.3 4WD (RG413)	61	10/00→09/03	➡			<b>24.3215-1702.3 020494</b>	Ø 15,87 ALU
1.5 (HV81, RG415)	83	08/03→12/05	➡	12/03→; für Fahrzeuge ohne Sportfahrwerk		<b>24.3215-1702.3 020494</b>	Ø 15,87 ALU
<b>Zubehörsatz, Bremsbacken</b>							
1.3 (RG413)	61	10/00→09/03	➡	→ 08/03		<b>03.0137-9127.2 669127</b>	
1.3 4WD (RG413)	61	10/00→09/03	➡			<b>03.0137-9127.2 669127</b>	
1.5 (HV81, RG415)	83	08/03→12/05	➡	12/03→; für Fahrzeuge ohne Sportfahrwerk		<b>03.0137-9300.2 669300</b>	
<b>Bremsbackensatz</b>							
1.3 (RG413)	61	10/00→09/03	➡	→ 08/03		<b>03.0137-0425.2 650425</b>	Ø 180 x 26 - HEB
1.3 4WD (RG413)	61	10/00→09/03	➡			<b>03.0137-0425.2 650425</b>	Ø 180 x 26 - HEB
1.5 (HV81, RG415)	83	08/03→12/05	➡	12/03→; für Fahrzeuge ohne Sportfahrwerk		<b>03.0137-0465.2 650465</b>	Ø 200 x 29 + HEB














	kw			 	! #		
<b>SUZUKI - IGNIS II (MH) 09/03→</b>							
 <b>Radbremszylinder</b>							
1.3 (RM413)	69	09/03→	➔	→ 12/12		<b>24.3215-1702.3 020494</b>	Ø 15,87 ALU
1.3 4x4 (RM413)	69	09/03→					
1.5 (RM415)	73	09/03→					
1.5 4x4 (RM415)	73	09/03→					
1.3 DDiS (RM413D)	51	09/03→	➔	→ 12/12		<b>24.3215-1701.3 020493</b>	Ø 15,87 ALU
1.5 Sport (RM415)	80	12/03→	➔	→ 12/12; für Fahrzeuge ohne Sportfahrwerk		<b>24.3215-1702.3 020494</b>	Ø 15,87 ALU
<b>Zubehörsatz, Bremsbacken</b>							
1.3 (RM413)	69	09/03→	➔	→ 12/12		<b>03.0137-9300.2 669300</b>	
1.3 4x4 (RM413)	69	09/03→					
1.3 DDiS (RM413D)	51	09/03→					
1.5 (RM415)	73	09/03→					
1.5 4x4 (RM415)	73	09/03→					
1.5 Sport (RM415)	80	12/03→	➔	→ 12/12; für Fahrzeuge ohne Sportfahrwerk		<b>03.0137-9300.2 669300</b>	
 <b>Bremsbackensatz</b>							
1.3 (RM413)	69	09/03→	➔	→ 12/12		<b>03.0137-0465.2 650465</b>	Ø 200 x 29 + HEB
1.3 4x4 (RM413)	69	09/03→					
1.5 (RM415)	73	09/03→					
1.5 4x4 (RM415)	73	09/03→					
1.3 DDiS (RM413D)	51	09/03→	➔	→ 12/12		<b>03.0137-0465.2 650465</b>	Ø 200 x 29 + HEB
						<b>03.0520-1415.3 691415</b>	Ø 200 x 29 Ø 15,87 + RZ / + Zub TopKit
1.5 Sport (RM415)	80	12/03→	➔	→ 12/12; für Fahrzeuge ohne Sportfahrwerk		<b>03.0137-0465.2 650465</b>	Ø 200 x 29 + HEB
<b>SUZUKI - JIMNY (FJ) 07/98→</b>							
 <b>Radbremszylinder</b>							
1.3 (SN413)	63	08/04→	➔	☐		<b>24.3219-1723.3 020427</b>	Ø 19,05 ALU
1.3 16V (SN413)	59	09/98→					
1.3 16V (SN413)	60	02/01→	➔	☐		<b>24.3219-1758.3 020527</b>	Ø 19,05 ALU
1.3 16V 4WD (SN413)	59	09/98→					
1.3 16V 4WD (SN413)	60	02/01→					
1.3 16V 4x4 (SN413)	63	08/05→					
1.3 4WD (SN413)	62	05/14→					
1.3 4x4 (SN413)	63	09/98→08/00					
1.3 4x4 (SN413)	65	09/00→08/02					
1.5 DDiS 4WD (SN415D)	48	12/03→					
1.5 DDiS 4x4	63	08/05→					
<b>Zubehörsatz, Bremsbacken</b>							
1.3 (SN413)	63	08/04→	➔			<b>03.0137-9128.2 669128</b>	
1.3 16V (SN413)	59	09/98→					
1.3 16V (SN413)	60	02/01→					
1.3 16V 4WD (SN413)	59	09/98→					
1.3 16V 4WD (SN413)	60	02/01→					
1.3 16V 4x4 (SN413)	63	08/05→					
1.3 4WD (SN413)	62	05/14→					
1.3 4x4 (SN413)	63	09/98→08/00					
1.3 4x4 (SN413)	65	09/00→08/02					
1.5 DDiS 4WD (SN415D)	48	12/03→					
1.5 DDiS 4x4	63	08/05→					
 <b>Bremsbackensatz</b>							
1.3 (SN413)	63	08/04→	➔			<b>03.0137-0287.2 650287</b>	Ø 220 x 36
1.3 16V (SN413)	59	09/98→					
1.3 16V (SN413)	60	02/01→					
1.3 16V 4WD (SN413)	59	09/98→					
1.3 16V 4WD (SN413)	60	02/01→					
1.3 16V 4x4 (SN413)	63	08/05→					
1.3 4WD (SN413)	62	05/14→					
1.3 4x4 (SN413)	63	09/98→08/00					
1.3 4x4 (SN413)	65	09/00→08/02					
1.5 DDiS 4WD (SN415D)	48	12/03→					
1.5 DDiS 4x4	63	08/05→					
<b>SUZUKI - LIANA (ER, RH_) 10/01→</b>							
 <b>Radbremszylinder</b>							
1.3 (RH 413)	66	03/02→	➔	☐; → 12/07		<b>24.3217-1725.3 020512</b>	Ø 17,46 ALU
1.4 DDiS (RH 414D)	66	04/04→					
1.6 (RH 416)	76	03/02→	➔	☐; → 12/07		<b>24.3217-1726.3 020513</b>	Ø 17,46 ALU
1.6 (RH 416)	79	01/05→					
↓							

	kw			 	! #		
<b>SUZUKI - LIANA (ER, RH_) 10/01→</b>							
 <b>Radbremszylinder</b>							
1.6 4WD (RH 416)	76	03/02→	➡	☐; → 12/07		24.3217-1725.3 020512	Ø 17,46 ALU
1.6 4WD (RH 416)	78	04/02→	➡	☐; → 12/07		24.3217-1726.3 020513	Ø 17,46 ALU
1.6 i	78	04/02→	➡	☐; → 12/07		24.3217-1726.3 020513	Ø 17,46 ALU
1.5 (RH415)	81	04/04→11/07	➡	☐; 01/05→		24.3217-1725.3 020512	Ø 17,46 ALU
			➡	☐; 01/05→		24.3217-1726.3 020513	Ø 17,46 ALU
1.6 4WD (RH 416)	79	01/05→12/07	➡	☐		24.3217-1725.3 020512	Ø 17,46 ALU
			➡	☐		24.3217-1726.3 020513	Ø 17,46 ALU
1.8 i	92	10/01→	➡	☐; 01/05→ 12/07		24.3217-1725.3 020512	Ø 17,46 ALU
			➡	☐; 01/05→ 12/07		24.3217-1726.3 020513	Ø 17,46 ALU
<b>Zubehörsatz, Bremsbacken</b>							
1.3 (RH 413)	66	03/02→	➡	→ 12/07		03.0137-9271.2 669271	
1.4 DDiS (RH 414D)	66	04/04→	➡				
1.6 (RH 416)	76	03/02→	➡				
1.6 (RH 416)	79	01/05→	➡				
1.6 4WD (RH 416)	76	03/02→	➡				
1.6 4WD (RH 416)	78	04/02→	➡				
1.6 i	78	04/02→	➡				
1.5 (RH415)	81	04/04→11/07	➡	01/05→		03.0137-9271.2 669271	
1.6 4WD (RH 416)	79	01/05→12/07	➡			03.0137-9271.2 669271	
1.8 i	92	10/01→	➡	01/05→ 12/07		03.0137-9271.2 669271	
 <b>Bremstrommel</b>							
1.3 (RH 413)	66	03/02→	➡	→ 12/07		24.0220-0044.1 480192	Ø 200,0 x 40,2 / 202
1.4 DDiS (RH 414D)	66	04/04→	➡				
1.6 (RH 416)	76	03/02→	➡				
1.6 (RH 416)	79	01/05→	➡				
1.6 4WD (RH 416)	76	03/02→	➡				
1.6 4WD (RH 416)	78	04/02→	➡				
1.6 i	78	04/02→	➡				
1.5 (RH415)	81	04/04→11/07	➡	01/05→		24.0220-0044.1 480192	Ø 200,0 x 40,2 / 202
1.6 4WD (RH 416)	79	01/05→12/07	➡			24.0220-0044.1 480192	Ø 200,0 x 40,2 / 202
1.8 i	92	10/01→	➡	01/05→ 12/07		24.0220-0044.1 480192	Ø 200,0 x 40,2 / 202
 <b>Bremsbackensatz</b>							
1.3 (RH 413)	66	03/02→	➡	→ 12/07		03.0137-0315.2 650315	Ø 200 x 32
1.4 DDiS (RH 414D)	66	04/04→	➡				
1.6 (RH 416)	76	03/02→	➡				
1.6 (RH 416)	79	01/05→	➡				
1.6 4WD (RH 416)	76	03/02→	➡				
1.6 4WD (RH 416)	78	04/02→	➡				
1.6 i	78	04/02→	➡				
1.5 (RH415)	81	04/04→11/07	➡	01/05→		03.0137-0315.2 650315	Ø 200 x 32
1.6 4WD (RH 416)	79	01/05→12/07	➡			03.0137-0315.2 650315	Ø 200 x 32
1.8 i	92	10/01→	➡	01/05→ 12/07		03.0137-0315.2 650315	Ø 200 x 32
<b>SUZUKI - LIANA Kombi (ER) 07/01→12/07</b>							
 <b>Radbremszylinder</b>							
1.3	66	07/01→12/07	➡	☐		24.3217-1725.3 020512	Ø 17,46 ALU
1.4 DDiS	66	04/04→12/07	➡	☐		24.3217-1726.3 020513	Ø 17,46 ALU
1.6	76	07/01→12/07	➡	☐		24.3217-1726.3 020513	Ø 17,46 ALU
1.6	79	01/05→12/07	➡				
1.6 4WD	76	07/01→12/07	➡				
1.6 4WD	78	04/02→12/07	➡				
1.6 4WD	79	01/05→12/07	➡				
1.6 i	78	04/02→12/07	➡				
1.8 i	92	10/01→12/07	➡	☐; 01/05→		24.3217-1725.3 020512	Ø 17,46 ALU
			➡	☐; 01/05→		24.3217-1726.3 020513	Ø 17,46 ALU
<b>Zubehörsatz, Bremsbacken</b>							
1.3	66	07/01→12/07	➡			03.0137-9271.2 669271	
1.4 DDiS	66	04/04→12/07	➡				
1.6	76	07/01→12/07	➡				
1.6	79	01/05→12/07	➡				
1.6 4WD	76	07/01→12/07	➡				
1.6 4WD	78	04/02→12/07	➡				
1.6 4WD	79	01/05→12/07	➡				
1.6 i	78	04/02→12/07	➡				
1.8 i	92	10/01→12/07	➡	01/05→		03.0137-9271.2 669271	
↓							












	kw			 	! #		
<b>SUZUKI - LIANA Kombi (ER) 07/01→12/07</b>							
 <b>Bremstrommel</b>							
1.3	66	07/01→12/07	➔			24.0220-0044.1 480192	Ø 200,0 x 40,2 / 202
1.4 DDiS	66	04/04→12/07					
1.6	76	07/01→12/07					
1.6	79	01/05→12/07					
1.6 4WD	76	07/01→12/07					
1.6 4WD	78	04/02→12/07					
1.6 4WD	79	01/05→12/07					
1.6 i	78	04/02→12/07					
1.8 i	92	10/01→12/07	➔	01/05→		24.0220-0044.1 480192	Ø 200,0 x 40,2 / 202
 <b>Bremsbackensatz</b>							
1.3	66	07/01→12/07	➔			03.0137-0315.2 650315	Ø 200 x 32
1.4 DDiS	66	04/04→12/07					
1.6	76	07/01→12/07					
1.6	79	01/05→12/07					
1.6 4WD	76	07/01→12/07					
1.6 4WD	78	04/02→12/07					
1.6 4WD	79	01/05→12/07					
1.6 i	78	04/02→12/07					
1.8 i	92	10/01→12/07	➔	01/05→		03.0137-0315.2 650315	Ø 200 x 32
<b>SUZUKI - SAMURAI (SJ) 11/88→12/04</b>							
 <b>Radbremszylinder</b>							
1.3 (SJ 413)	63	11/88→12/04	➔	 ; 09/00→		24.3222-1738.3 020564	Ø 22,2 ALU
1.3 Allrad (SJ 413)	59	01/00→12/04	➔	 ; 09/00→		24.3222-1739.3 020565	Ø 22,2 ALU
1.3 Allrad (SJ 413)	51	11/88→12/04	➔	 ; 11/98→		24.3222-1738.3 020564	Ø 22,2 ALU
			➔	 ; 11/98→		24.3222-1739.3 020565	Ø 22,2 ALU
 <b>Bremsbackensatz</b>							
1.0 Allrad (SJ 410)	33	11/88→12/04	➔	→ 12/92		03.0137-0306.2 650306	Ø 220 x 40
1.3 Allrad (SJ 413)	44	11/88→12/04					
1.3 Allrad (SJ 413)	47	11/88→12/04					
1.3 Allrad (SJ 413)	51	11/88→12/04					
<b>SUZUKI - SIERRA II Pick-up (SJ) 12/88→02/00</b>							
 <b>Bremsbackensatz</b>							
1.0 Allrad	33	12/88→02/00	➔	→ 12/92		03.0137-0306.2 650306	Ø 220 x 40
<b>SUZUKI - SIERRA Geländewagen offen (SJ) 09/84→07/99</b>							
 <b>Bremsbackensatz</b>							
1.3 (SJ 413, SF413)	51	01/89→07/99	➔	→ 12/92		03.0137-0306.2 650306	Ø 220 x 40
<b>SUZUKI - SPLASH (EX) 01/08→</b>							
 <b>Radbremszylinder</b>							
1.0 (A5B 310)	48	01/08→	➔			24.3219-1756.3 020511	BOS Ø 19,05 ALU
1.0 (A5B 310)	50	06/11→					
1.2 (A5B 412)	63	01/08→					
1.2 VVT (A5B 412)	66	06/11→					
1.2 VVT (A5B 412)	67	08/12→					
1.2 VVT (A5B 412)	69	09/10→					
1.3 CDTI (A5B 413D)	55	01/08→					
<b>Zubehörsatz, Bremsbacken</b>							
1.0 (A5B 310)	48	01/08→	➔			03.0137-9287.2 669287	BOS
1.0 (A5B 310)	50	06/11→					
1.2 (A5B 412)	63	01/08→					
1.2 VVT (A5B 412)	66	06/11→					
1.2 VVT (A5B 412)	67	08/12→					
1.2 VVT (A5B 412)	69	09/10→					
1.3 CDTI (A5B 413D)	55	01/08→					
 <b>Bremsbackensatz</b>							
1.0 (A5B 310)	48	01/08→	➔			03.0137-0466.2 650466	BOS Ø 200 x 32 + HEB
1.0 (A5B 310)	50	06/11→				03.0520-6919.3 696919	BOS Ø 200 x 32 Ø 19,05 + RZ / + Zub TopKit
1.2 (A5B 412)	63	01/08→					
1.2 VVT (A5B 412)	66	06/11→					
1.2 VVT (A5B 412)	67	08/12→					
1.2 VVT (A5B 412)	69	09/10→					
1.3 CDTI (A5B 413D)	55	01/08→					















	kw			 	! #		
<b>SUZUKI - SPLASH (EX) 01/08→</b>							
 <b>Seilzug, Feststellbremse</b>							
1.0 (A5B 310)	48	01/08→	➡	<input type="checkbox"/> ; Trommelbremse		24.3727-0792.2 580792	L= 1.600
1.0 (A5B 310)	50	06/11→	➡	<input type="checkbox"/> ; Trommelbremse		24.3727-0793.2 580793	L= 1.600
1.2 (A5B 412)	63	01/08→					
1.2 VVT (A5B 412)	66	06/11→					
1.2 VVT (A5B 412)	67	08/12→					
1.2 VVT (A5B 412)	69	09/10→					
1.3 CDTI (A5B 413D)	55	01/08→					
<b>SUZUKI - SWIFT II Schrägheck (EA, MA) 03/89→12/05</b>							
 <b>Radbremszylinder</b>							
1.0 (SF310, AA44)	37	03/89→05/01	➡	<input type="checkbox"/> ; 08/92→; → 320339; + ABS; Türenanzahl: 4		24.3217-1725.3 020512	Ø 17,46 ALU
			➡	<input type="checkbox"/> ; 08/92→; → 320339; + ABS; Türenanzahl: 4		24.3217-1726.3 020513	Ø 17,46 ALU
1.0 i (SF310, AA44)	39	01/95→12/05	➡	11/96→ 12/04		24.3215-1704.3 020532	Ø 15,87 GG
			➡	<input type="checkbox"/> ; → 320339; + ABS; Türenanzahl: 4		24.3217-1725.3 020512	Ø 17,46 ALU
			➡	<input type="checkbox"/> ; → 320339; + ABS; Türenanzahl: 4		24.3217-1726.3 020513	Ø 17,46 ALU
1.3 (SF413, AB35)	50	03/89→05/01	➡	11/96→; Türenanzahl: 3		24.3215-1704.3 020532	Ø 15,87 GG
			➡	11/96→; Türenanzahl: 2		24.3215-1704.3 020532	Ø 15,87 GG
			➡	11/96→; Türenanzahl: 5		24.3215-1704.3 020532	Ø 15,87 GG
			➡	<input type="checkbox"/> ; 11/96→; Türenanzahl: 4		24.3217-1725.3 020512	Ø 17,46 ALU
			➡	<input type="checkbox"/> ; 11/96→; Türenanzahl: 4		24.3217-1726.3 020513	Ø 17,46 ALU
1.3 (SF 413)	51	03/89→10/96	➡	04/89→; Türenanzahl: 3		24.3215-1704.3 020532	Ø 15,87 GG
			➡	04/89→; Türenanzahl: 5		24.3215-1704.3 020532	Ø 15,87 GG
			➡	<input type="checkbox"/> ; 04/89→; → 320339; + ABS; Türenanzahl: 4		24.3217-1725.3 020512	Ø 17,46 ALU
			➡	<input type="checkbox"/> ; 04/89→; → 320339; + ABS; Türenanzahl: 4		24.3217-1726.3 020513	Ø 17,46 ALU
1.3 (SF 413)	63	06/01→12/03	➡	Türenanzahl: 2		24.3215-1704.3 020532	Ø 15,87 GG
			➡	Türenanzahl: 5		24.3215-1704.3 020532	Ø 15,87 GG
			➡	Türenanzahl: 3		24.3215-1704.3 020532	Ø 15,87 GG
			➡	<input type="checkbox"/> ; Türenanzahl: 4		24.3217-1725.3 020512	Ø 17,46 ALU
			➡	<input type="checkbox"/> ; Türenanzahl: 4		24.3217-1726.3 020513	Ø 17,46 ALU
1.3 4WD (SF413, AA35)	50	03/89→05/01	➡	<input type="checkbox"/> ; 11/96→		24.3217-1725.3 020512	Ø 17,46 ALU
			➡	<input type="checkbox"/> ; 11/96→		24.3217-1726.3 020513	Ø 17,46 ALU
<b>Zubehörsatz, Bremsbacken</b>							
1.0 (SF310, AA44)	37	03/89→05/01	➡	08/92→; → 320339; + ABS; Türenanzahl: 4		03.0137-9271.2 669271	
1.0 i (SF310, AA44)	39	01/95→12/05	➡	→ 320339; + ABS; Türenanzahl: 4		03.0137-9271.2 669271	
1.3 (SF413, AB35)	50	03/89→05/01	➡	11/96→; Türenanzahl: 4		03.0137-9271.2 669271	
1.3 (SF 413)	51	03/89→10/96	➡	04/89→; → 320339; + ABS; Türenanzahl: 4		03.0137-9271.2 669271	
1.3 (SF 413)	63	06/01→12/03	➡	Türenanzahl: 4		03.0137-9271.2 669271	
1.3 4WD (SF413, AA35)	50	03/89→05/01	➡	11/96→		03.0137-9271.2 669271	
 <b>Bremstrommel</b>							
1.0 (SF310, AA44)	37	03/89→05/01	➡	08/92→ 10/96; - ABS; Türenanzahl: 5		24.0218-0042.1 480164	Ø 180,0 x 36 / 182 - RLG
			➡	08/92→ 10/96; - ABS; Türenanzahl: 3		24.0218-0042.1 480164	Ø 180,0 x 36 / 182 - RLG
			➡	08/92→ 10/96; + ABS; Türenanzahl: 5		24.0220-0040.1 480166	Ø 200,0 x 40 / 202
			➡	08/92→ 10/96; + ABS; Türenanzahl: 4		24.0220-0040.1 480166	Ø 200,0 x 40 / 202
			➡	08/92→ 10/96; + ABS; Türenanzahl: 3		24.0220-0040.1 480166	Ø 200,0 x 40 / 202
1.0 i (SF310, AA44)	39	01/95→12/05	➡	11/96→ 12/04		24.0218-0042.1 480164	Ø 180,0 x 36 / 182 - RLG
			➡	→ 10/96; - ABS; Türenanzahl: 5		24.0218-0042.1 480164	Ø 180,0 x 36 / 182 - RLG
			➡	→ 10/96; - ABS; Türenanzahl: 3		24.0218-0042.1 480164	Ø 180,0 x 36 / 182 - RLG
			➡	→ 10/96; + ABS; Türenanzahl: 4		24.0220-0040.1 480166	Ø 200,0 x 40 / 202
			➡	→ 10/96; + ABS; Türenanzahl: 3		24.0220-0040.1 480166	Ø 200,0 x 40 / 202
			➡	→ 10/96; + ABS; Türenanzahl: 5		24.0220-0040.1 480166	Ø 200,0 x 40 / 202
1.3 (SF413, AB35)	50	03/89→05/01	➡	11/96→; Türenanzahl: 2		24.0218-0042.1 480164	Ø 180,0 x 36 / 182 - RLG
			➡	11/96→; Türenanzahl: 3		24.0218-0042.1 480164	Ø 180,0 x 36 / 182 - RLG
↓							

















	kw				! #		
<b>SUZUKI - SWIFT II Schrägheck (EA, MA) 03/89→12/05</b>							
 <b>Bremstrommel</b>							
1.3 (SF413, AB35)	50	03/89→05/01	➡	11/96→; Türenanzahl: 5	24.0218-0042.1	480164	Ø 180,0 x 36 / 182 - RLG
			➡	11/96→; Türenanzahl: 4	24.0220-0040.1	480166	Ø 200,0 x 40 / 202
1.3 (SF 413)	51	03/89→10/96	➡	04/89→; - ABS; Türenanzahl: 5	24.0218-0042.1	480164	Ø 180,0 x 36 / 182 - RLG
			➡	04/89→; - ABS; Türenanzahl: 3	24.0218-0042.1	480164	Ø 180,0 x 36 / 182 - RLG
			➡	08/92→; + ABS; Türenanzahl: 3	24.0220-0040.1	480166	Ø 200,0 x 40 / 202
			➡	04/89→; + ABS; Türenanzahl: 4	24.0220-0040.1	480166	Ø 200,0 x 40 / 202
			➡	08/92→; + ABS; Türenanzahl: 5	24.0220-0040.1	480166	Ø 200,0 x 40 / 202
1.3 (SF 413)	63	06/01→12/03	➡	Türenanzahl: 5	24.0218-0042.1	480164	Ø 180,0 x 36 / 182 - RLG
			➡	Türenanzahl: 2	24.0218-0042.1	480164	Ø 180,0 x 36 / 182 - RLG
			➡	Türenanzahl: 3	24.0218-0042.1	480164	Ø 180,0 x 36 / 182 - RLG
			➡	Türenanzahl: 4	24.0220-0040.1	480166	Ø 200,0 x 40 / 202
1.3 4WD (SF413, AA35)	50	03/89→05/01	➡	11/96→	24.0220-0040.1	480166	Ø 200,0 x 40 / 202
 <b>Bremsbackensatz</b>							
1.0 (SF310, AA44)	37	03/89→05/01	➡	08/92→; → 320339; + ABS; Türenanzahl: 4	03.0137-0315.2	650315	Ø 200 x 32
			➡	08/92→ 10/96; - ABS; Türenanzahl: 3	03.0137-0414.2	650414	Ø 180 x 27 - HEB
			➡	08/92→ 10/96; - ABS; Türenanzahl: 5	03.0137-0414.2	650414	Ø 180 x 27 - HEB
			➡	320340→; → 10/96; + ABS; Türenanzahl: 4	03.0137-0500.2	650500	BOS Ø 200 x 32 + HEB
1.0 i (SF310, AA44)	39	01/95→12/05	➡	→ 320339; + ABS; Türenanzahl: 4	03.0137-0315.2	650315	Ø 200 x 32
			➡	11/96→ 12/04	03.0137-0414.2	650414	Ø 180 x 27 - HEB
			➡	→ 10/96; - ABS; Türenanzahl: 5	03.0137-0414.2	650414	Ø 180 x 27 - HEB
			➡	→ 10/96; - ABS; Türenanzahl: 3	03.0137-0414.2	650414	Ø 180 x 27 - HEB
			➡	320340→; → 10/96; + ABS; Türenanzahl: 4	03.0137-0500.2	650500	BOS Ø 200 x 32 + HEB
1.3 (SF413, AB35)	50	03/89→05/01	➡	11/96→; Türenanzahl: 4	03.0137-0315.2	650315	Ø 200 x 32
			➡	11/96→; Türenanzahl: 3	03.0137-0414.2	650414	Ø 180 x 27 - HEB
			➡	11/96→; Türenanzahl: 2	03.0137-0414.2	650414	Ø 180 x 27 - HEB
			➡	11/96→; Türenanzahl: 5	03.0137-0414.2	650414	Ø 180 x 27 - HEB
1.3 (SF 413)	51	03/89→10/96	➡	04/89→; → 320339; + ABS; Türenanzahl: 4	03.0137-0315.2	650315	Ø 200 x 32
			➡	04/89→; - ABS; Türenanzahl: 3	03.0137-0414.2	650414	Ø 180 x 27 - HEB
			➡	04/89→; - ABS; Türenanzahl: 5	03.0137-0414.2	650414	Ø 180 x 27 - HEB
			➡	320340→; + ABS; Türenanzahl: 4	03.0137-0500.2	650500	BOS Ø 200 x 32 + HEB
1.3 (SF 413)	63	06/01→12/03	➡	Türenanzahl: 4	03.0137-0315.2	650315	Ø 200 x 32
			➡	Türenanzahl: 5	03.0137-0414.2	650414	Ø 180 x 27 - HEB
			➡	Türenanzahl: 3	03.0137-0414.2	650414	Ø 180 x 27 - HEB
			➡	Türenanzahl: 2	03.0137-0414.2	650414	Ø 180 x 27 - HEB
1.3 4WD (SF413, AA35)	50	03/89→05/01	➡	11/96→	03.0137-0315.2	650315	Ø 200 x 32
<b>SUZUKI - SWIFT II Stufenheck (AH, AJ) 03/89→05/01</b>							
 <b>Radbremszylinder</b>							
1.6 i (SF416, AH14)	68	01/90→05/01	➡	☐; 08/92→ 10/96	24.3219-1770.3	020587	Ø 19,05 ALU
1.6 i 4WD (SF416, AJ14)	68	01/90→05/01	➡	☐; 08/92→ 10/96	24.3219-1771.3	020588	Ø 19,05 ALU
<b>Zubehörsatz, Bremsbacken</b>							
1.6 i (SF416, AH14)	68	01/90→05/01	➡	08/92→ 10/96	03.0137-9271.2	669271	
1.6 i 4WD (SF416, AJ14)	68	01/90→05/01	➡				
 <b>Bremstrommel</b>							
1.6 i (SF416, AH14)	68	01/90→05/01	➡	08/92→ 10/96; + ABS	24.0220-0040.1	480166	Ø 200,0 x 40 / 202
1.6 i 4WD (SF416, AJ14)	68	01/90→05/01	➡				
 <b>Bremsbackensatz</b>							
1.6 i (SF416, AH14)	68	01/90→05/01	➡	08/92→ 10/96	03.0137-0315.2	650315	Ø 200 x 32
1.6 i 4WD (SF416, AJ14)	68	01/90→05/01	➡				















	kW					! #		
<b>SUZUKI - SWIFT III (MZ, EZ) 02/05→</b>								
 <b>Radbremszylinder</b>								
1.3 (RS 413)	68	02/05→	➔	→ 09/10		24.3219-1756.3	020511	BOS Ø 19,05 ALU
1.3 4x4 (RS 413)	66	01/06→						
1.3 4x4 (RS 413)	68	02/05→						
1.3 DDiS (RS 413D)	55	08/05→						
1.5 (RS 415)	75	02/05→						
1.5 4x4 (RS 415)	74	02/05→						
1.3 DDiS (RS 413D)	51	08/05→	➔	→ 09/07		24.3219-1756.3	020511	BOS Ø 19,05 ALU
<b>Zubehörsatz, Bremsbacken</b>								
1.3 (RS 413)	68	02/05→	➔	→ 09/10		03.0137-9287.2	669287	BOS
1.3 4x4 (RS 413)	66	01/06→						
1.3 4x4 (RS 413)	68	02/05→						
1.3 DDiS (RS 413D)	55	08/05→						
1.5 (RS 415)	75	02/05→						
1.5 4x4 (RS 415)	74	02/05→						
1.3 DDiS (RS 413D)	51	08/05→	➔	→ 09/07		03.0137-9287.2	669287	BOS
 <b>Bremstrommel</b>								
1.3 4x4 (RS 413)	66	01/06→	➔	→ 09/10; Made in Japan		24.0220-0044.1	480192	Ø 200,0 x 40,2 / 202
1.3 4x4 (RS 413)	68	02/05→						
1.5 4x4 (RS 415)	74	02/05→						
 <b>Bremsbackensatz</b>								
1.3 (RS 413)	68	02/05→	➔	→ 09/10; Made in Ungarn		03.0137-0466.2	650466	BOS Ø 200 x 32 + HEB
1.3 DDiS (RS 413D)	55	08/05→	➔	→ 09/10; Made in Japan		03.0137-0529.2	650526	Ø 200 x 32 - HEB
1.5 (RS 415)	75	02/05→	➔	→ 09/10		03.0520-6919.3	696919	BOS Ø 200 x 32 Ø 19,05 + RZ / + Zub TopKit
1.3 4x4 (RS 413)	66	01/06→	➔	→ 09/10; Made in Japan		03.0137-0315.2	650315	Ø 200 x 32
1.3 4x4 (RS 413)	68	02/05→	➔	→ 09/10; Made in Ungarn		03.0137-0466.2	650466	BOS Ø 200 x 32 + HEB
1.5 4x4 (RS 415)	74	02/05→	➔	→ 09/10		03.0520-6919.3	696919	BOS Ø 200 x 32 Ø 19,05 + RZ / + Zub TopKit
1.3 DDiS (RS 413D)	51	08/05→	➔	→ 09/07; Made in Ungarn		03.0137-0466.2	650466	BOS Ø 200 x 32 + HEB
			➔	→ 09/07; Made in Japan		03.0137-0529.2	650526	Ø 200 x 32 - HEB
			➔	→ 09/07		03.0520-6919.3	696919	BOS Ø 200 x 32 Ø 19,05 + RZ / + Zub TopKit
 <b>Seilzug, Feststellbremse</b>								
1.3 (RS 413)	68	02/05→	➔	☐; → 09/10; Made in Ungarn; Trommelbremse		24.3727-2004.2	582004	L= 1.625
1.3 4x4 (RS 413)	66	01/06→						
1.3 4x4 (RS 413)	68	02/05→	➔	☐; → 09/10; Made in Ungarn; Trommelbremse		24.3727-2005.2	582005	L= 1.625
1.3 DDiS (RS 413D)	55	08/05→						
1.5 (RS 415)	75	02/05→						
1.5 4x4 (RS 415)	74	02/05→						
1.3 DDiS (RS 413D)	51	08/05→	➔	☐; → 09/07; Made in Ungarn; Trommelbremse		24.3727-2004.2	582004	L= 1.625
			➔	☐; → 09/07; Made in Ungarn; Trommelbremse		24.3727-2005.2	582005	L= 1.625
1.6 (RS 416)	92	05/06→	➔	☐; → 09/10; Scheibenbremse		24.3727-2008.2	582008	L= 1.494
			➔	☐; → 09/10; Scheibenbremse		24.3727-2009.2	582009	L= 1.494
<b>SUZUKI - SWIFT IV (FZ, NZ) 10/10→</b>								
 <b>Bremsbackensatz</b>								
1.2 (AZG 412)	66	10/10→	➔			03.0137-0509.2	650509	Ø 200 x 26 + HEB
1.2 (AZH 412, AZG 412)	67	08/12→						
1.2 (AZH 412)	69	10/10→						
1.2 4WD (AZH 412, AZG 412)	67	08/12→						
1.2 4x4 (AZG 412)	66	10/10→						
1.2 4x4 (AZH 412)	69	10/10→						
1.3 DDiS (AZG 413D)	55	10/10→						
1.4 (AZH 414)	70	02/11→						
1.4 (AZH 414)	75	01/12→						
1.6 (AZG 416, AZH 416)	100	01/12→						
 <b>Seilzug, Feststellbremse</b>								
1.2 (AZG 412)	66	10/10→	➔	☐; für Fahrzeuge mit Scheibenbremse an der Hinterachse; Scheibenbremse		24.3727-2010.2	582010	L= 1.480
1.2 (AZH 412, AZG 412)	67	08/12→						
1.2 (AZH 412)	69	10/10→						
1.2 4WD (AZH 412, AZG 412)	67	08/12→	➔	☐; für Fahrzeuge mit Scheibenbremse an der Hinterachse; Scheibenbremse		24.3727-2011.2	582011	L= 1.480
1.2 4x4 (AZG 412)	66	10/10→						
1.2 4x4 (AZH 412)	69	10/10→						
















	kW					! #		
<b>SUZUKI - SWIFT IV (FZ, NZ) 10/10→</b>								
 <b>Seilzug, Feststellbremse</b>								
1.3 DDiS (AZG 413D)	55	10/10→	➔	<input type="checkbox"/>	für Fahrzeuge mit Scheibenbremse an der Hinterachse; Scheibenbremse	24.3727-2010.2	582010	L= 1.480
1.4 (AZH 414)	70	02/11→						
1.4 (AZH 414)	75	01/12→	➔	<input type="checkbox"/>	für Fahrzeuge mit Scheibenbremse an der Hinterachse; Scheibenbremse	24.3727-2011.2	582011	L= 1.480
<b>SUZUKI - SX4 (EY, GY) 06/06→</b>								
 <b>Radbremszylinder</b>								
1.5 (RW 415)	73	06/06→07/10	➔		Made in Ungarn; - ABS	24.3219-1756.3	020511	BOS Ø 19,05 ALU
1.5 VVTi	81	07/07→12/15						
1.6 (RW 416)	74	06/06→						
1.6 VVT (RW 416)	79	06/06→						
1.6 VVT (RW 416)	88	07/09→						
1.6 VVT 4x4 (RW 416)	79	06/06→						
1.6 VVT 4x4 (RW 416)	88	07/09→	➔		- ABS	24.3219-1756.3	020511	BOS Ø 19,05 ALU
1.5 VVT (RW 415)	82	07/10→						
1.5 VVT 4x4 (RW 415)	82	07/10→						
1.6 DDiS (RW 416D)	66	04/07→						
1.6 VVT 4x4 (RW 416)	82	07/09→						
1.9 DDiS (RW 419D)	88	06/06→						
1.9 DDiS 4x4 (RW 419D)	88	06/06→						
2.0 DDiS (RW 420D)	99	07/09→						
2.0 DDiS 4x4 (RW 420D)	99	07/09→						
<b>Zubehörsatz, Bremsbacken</b>								
1.5 (RW 415)	73	06/06→07/10	➔		Made in Ungarn	03.0137-9319.2	669319	BOS
1.5 VVTi	81	07/07→12/15						
1.6 (RW 416)	74	06/06→						
1.6 VVT (RW 416)	79	06/06→						
1.6 VVT (RW 416)	88	07/09→						
1.6 VVT 4x4 (RW 416)	79	06/06→						
1.6 VVT 4x4 (RW 416)	88	07/09→	➔			03.0137-9319.2	669319	BOS
1.5 VVT (RW 415)	82	07/10→						
1.5 VVT 4x4 (RW 415)	82	07/10→						
1.6 DDiS (RW 416D)	66	04/07→						
1.6 VVT 4x4 (RW 416)	82	07/09→						
1.9 DDiS (RW 419D)	88	06/06→						
1.9 DDiS 4x4 (RW 419D)	88	06/06→						
2.0 DDiS (RW 420D)	99	07/09→						
2.0 DDiS 4x4 (RW 420D)	99	07/09→						
 <b>Bremsbackensatz</b>								
1.5 (RW 415)	73	06/06→07/10	➔		Made in Ungarn	03.0137-0490.2	650490	BOS Ø 220 x 35 + HEB
1.5 VVTi	81	07/07→12/15						
1.6 (RW 416)	74	06/06→	➔		Made in Ungarn; - ABS	03.0520-7719.3	697719	BOS Ø 220 x 35 Ø 19,05 + RZ / + Zub TopKit
1.6 VVT (RW 416)	79	06/06→						
1.6 VVT (RW 416)	88	07/09→						
1.6 VVT 4x4 (RW 416)	79	06/06→						
1.6 VVT 4x4 (RW 416)	88	07/09→						
1.5 VVT (RW 415)	82	07/10→	➔			03.0137-0490.2	650490	BOS Ø 220 x 35 + HEB
1.5 VVT 4x4 (RW 415)	82	07/10→						
1.6 DDiS (RW 416D)	66	04/07→	➔		- ABS	03.0520-7719.3	697719	BOS Ø 220 x 35 Ø 19,05 + RZ / + Zub TopKit
1.6 VVT 4x4 (RW 416)	82	07/09→						
1.9 DDiS (RW 419D)	88	06/06→						
1.9 DDiS 4x4 (RW 419D)	88	06/06→						
2.0 DDiS (RW 420D)	99	07/09→						
2.0 DDiS 4x4 (RW 420D)	99	07/09→						
 <b>Seilzug, Feststellbremse</b>								
1.5 (RW 415)	73	06/06→07/10	➔	<input type="checkbox"/>	Made in Ungarn; + ABS; Scheibenbremse	24.3727-2006.2	582006	L= 1.638
1.5 VVT (RW 415)	82	07/10→						
1.6 (RW 416)	74	06/06→	➔	<input type="checkbox"/>	Made in Ungarn; + ABS; Scheibenbremse	24.3727-2007.2	582007	L= 1.638
1.6 VVT (RW 416)	79	06/06→						
1.6 VVT (RW 416)	88	07/09→						
1.6 VVT 4x4 (RW 416)	79	06/06→						
1.6 VVT 4x4 (RW 416)	88	07/09→						
1.5 VVT 4x4 (RW 415)	82	07/10→	➔	<input type="checkbox"/>	+ ABS; Scheibenbremse	24.3727-2006.2	582006	L= 1.638
1.6 DDiS (RW 416D)	66	04/07→						
1.6 VVT 4x4 (RW 416)	82	07/09→	➔	<input type="checkbox"/>	+ ABS; Scheibenbremse	24.3727-2007.2	582007	L= 1.638
1.9 DDiS (RW 419D)	88	06/06→						
1.9 DDiS 4x4 (RW 419D)	88	06/06→						
2.0 DDiS (RW 420D)	99	07/09→						

	kw			 	! #		
<b>SUZUKI - SX4 (EY, GY) 06/06→</b>							
 <b>Seilzug, Feststellbremse</b>							
2.0 DDiS 4x4 (RW 420D)	99	07/09→	➔	<input type="checkbox"/> ; + ABS; Scheibenbremse	24.3727-2006.2	582006	L= 1.638
			➔	<input type="checkbox"/> ; + ABS; Scheibenbremse	24.3727-2007.2	582007	L= 1.638
1.5 VVTi	81	07/07→12/15	➔	<input type="checkbox"/> ; Made in Japan; + ABS; Scheibenbremse	24.3727-2006.2	582006	L= 1.638
			➔	<input type="checkbox"/> ; Made in Japan; + ABS; Scheibenbremse	24.3727-2007.2	582007	L= 1.638
<b>SUZUKI - SX4 Stufenheck (GY) 10/07→</b>							
 <b>Radbremszylinder</b>							
1.6 (RW 416)	74	10/07→	➔	Made in Ungarn; - ABS	24.3219-1756.3	020511	BOS Ø 19,05 ALU
1.6 (RW 416)	75	10/07→					
1.6 (RW 416)	79	10/07→					
1.6 (RW 416)	88	10/07→					
1.6 AWD (RW 416)	79	10/07→12/11					
<b>Zubehörsatz, Bremsbacken</b>							
1.6 (RW 416)	74	10/07→	➔	Made in Ungarn	03.0137-9319.2	669319	BOS
1.6 (RW 416)	75	10/07→					
1.6 (RW 416)	79	10/07→					
1.6 (RW 416)	88	10/07→					
1.6 AWD (RW 416)	79	10/07→12/11					
 <b>Bremsbackensatz</b>							
1.6 (RW 416)	74	10/07→	➔	Made in Ungarn	03.0137-0490.2	650490	BOS Ø 220 x 35 + HEB
1.6 (RW 416)	75	10/07→					
1.6 (RW 416)	79	10/07→	➔	Made in Ungarn; - ABS	03.0520-7719.3	697719	BOS Ø 220 x 35 Ø 19,05 + RZ / + Zub TopKit
1.6 (RW 416)	88	10/07→					
1.6 AWD (RW 416)	79	10/07→12/11					
 <b>Seilzug, Feststellbremse</b>							
1.6 (RW 416)	74	10/07→	➔	<input type="checkbox"/> ; Made in Ungarn; + ABS; Scheibenbremse	24.3727-2006.2	582006	L= 1.638
1.6 (RW 416)	75	10/07→					
1.6 (RW 416)	79	10/07→	➔	<input type="checkbox"/> ; Made in Ungarn; + ABS; Scheibenbremse	24.3727-2007.2	582007	L= 1.638
1.6 (RW 416)	88	10/07→					
1.6 AWD (RW 416)	79	10/07→12/11					
<b>SUZUKI - VITARA (ET, TA) 07/88→08/99</b>							
 <b>Radbremszylinder</b>							
1.6 Allrad (TA, TA01)	59	07/88→03/98	➔	<input type="checkbox"/> ; 01/89→ 01/93	24.3223-1714.3	020585	Ø 23,81 ALU
			➔	<input type="checkbox"/> ; 01/89→ 01/93	24.3223-1715.3	020586	Ø 23,81 ALU
			➔	<input type="checkbox"/> ; 02/93→ 01/95	24.3223-1716.3	020592	Ø 23,81 GG
			➔	<input type="checkbox"/> ; 02/93→ 01/95	24.3223-1717.3	020593	Ø 23,81 GG
1.6 i 16V Allrad (ET, TA02)	71	07/90→03/98	➔	<input type="checkbox"/> ; 02/91→ 01/93	24.3223-1714.3	020585	Ø 23,81 ALU
			➔	<input type="checkbox"/> ; 02/91→ 01/93	24.3223-1715.3	020586	Ø 23,81 ALU
			➔	<input type="checkbox"/> ; 02/93→ 01/95	24.3223-1716.3	020592	Ø 23,81 GG
			➔	<input type="checkbox"/> ; 02/93→ 01/95	24.3223-1717.3	020593	Ø 23,81 GG
1.9 D Allrad (SE 419TD)	50	01/95→03/98	➔		24.3222-1742.3	020569	Ø 22,2 GG
1.9 D Allrad (SE 419TD)	55	08/96→03/98					
2.0 V6 24V Allrad (SV620)	100	12/94→03/98	➔	<input type="checkbox"/>	24.3223-1716.3	020592	Ø 23,81 GG
			➔	<input type="checkbox"/>	24.3223-1717.3	020593	Ø 23,81 GG
 <b>Bremsbackensatz</b>							
1.6 Allrad (TA, TA01)	59	07/88→03/98	➔	01/89→; → 160000	03.0137-0224.2	650224	Ø 220 x 36
			➔	160001→; → 01/95	03.0137-0286.2	650286	Ø 220 x 36
<b>SUZUKI - VITARA Cabrio (ET, TA) 07/88→10/02</b>							
 <b>Radbremszylinder</b>							
1.6	59	07/88→01/95	➔	<input type="checkbox"/> ; 01/89→ 01/93	24.3223-1714.3	020585	Ø 23,81 ALU
			➔	<input type="checkbox"/> ; 01/89→ 01/93	24.3223-1715.3	020586	Ø 23,81 ALU
			➔	<input type="checkbox"/> ; 02/93→	24.3223-1716.3	020592	Ø 23,81 GG
			➔	<input type="checkbox"/> ; 02/93→	24.3223-1717.3	020593	Ø 23,81 GG
1.6 i 16V	71	07/90→03/99	➔	<input type="checkbox"/> ; → 01/93	24.3223-1714.3	020585	Ø 23,81 ALU
			➔	<input type="checkbox"/> ; → 01/93	24.3223-1715.3	020586	Ø 23,81 ALU
			➔	<input type="checkbox"/> ; 02/93→ 01/95	24.3223-1716.3	020592	Ø 23,81 GG
			➔	<input type="checkbox"/> ; 02/93→ 01/95	24.3223-1717.3	020593	Ø 23,81 GG

	kw			 	! #		
<b>SUZUKI - VITARA Cabrio (ET, TA) 07/88→10/02</b>							
 <b>Radbremszylinder</b>							
1.9 D (SE 419TD)	50	01/95→03/98	➔			24.3222-1742.3 020569	Ø 22,2 GG
1.9 D (SE 419TD)	55	08/96→03/99	➔	→ 03/98		24.3222-1742.3 020569	Ø 22,2 GG
2.0 16V	97	12/96→03/99	➔	☐; → 03/98		24.3223-1716.3 020592	Ø 23,81 GG
			➔	☐; → 03/98		24.3223-1717.3 020593	Ø 23,81 GG
 <b>Bremsbackensatz</b>							
1.6	59	07/88→01/95	➔	01/89→; → 140000		03.0137-0224.2 650224	Ø 220 x 36
			➔	140001→		03.0137-0286.2 650286	Ø 220 x 36
1.6 i 16V	71	07/90→03/99	➔	→ 140000		03.0137-0224.2 650224	Ø 220 x 36
			➔	140001→; → 01/95		03.0137-0286.2 650286	Ø 220 x 36
<b>SUZUKI - WAGON R 07/03→08/05</b>							
 <b>Radbremszylinder</b>							
1.0	39	07/03→08/05	➔			24.3215-1701.3 020493	Ø 15,87 ALU
1.0	44	06/04→08/05					
1.2	59	06/04→08/05					
<b>Zubehörsatz, Bremsbacken</b>							
1.0	39	07/03→08/05	➔			03.0137-9264.2 669264	
1.0	44	06/04→08/05	➔			03.0137-9300.2 669300	
1.2	59	06/04→08/05					
 <b>Bremstrommel</b>							
1.0	39	07/03→08/05	➔			24.0218-0046.1 480184	Ø 180,0 x 45,2 / 182 - RLG / - ABS Ring
1.0	44	06/04→08/05	➔			24.0220-0045.1 480189	Ø 200,0 x 38 / 202
1.2	59	06/04→08/05					- RLG / - ABS Ring
 <b>Bremsbackensatz</b>							
1.0	39	07/03→08/05	➔			03.0137-0387.2 650387	Ø 180 x 26 - HEB
1.0	44	06/04→08/05	➔			03.0137-0465.2 650465	Ø 200 x 29 + HEB
1.2	59	06/04→08/05				03.0520-1415.3 691415	Ø 200 x 29 Ø 15,87 + RZ / + Zub TopKit
<b>SUZUKI - WAGON R+ (EM) 10/97→10/00</b>							
 <b>Radbremszylinder</b>							
1.0 (SR410)	48	02/98→05/00	➔	→ 04/00		24.3215-1702.3 020494	Ø 15,87 ALU
1.2 (SR412)	51	02/98→05/00					
1.2 4WD (SR412)	51	02/98→05/00					
<b>Zubehörsatz, Bremsbacken</b>							
1.0 (SR410)	48	02/98→05/00	➔	→ 04/00		03.0137-9264.2 669264	
1.2 (SR412)	51	02/98→05/00					
1.2 4WD (SR412)	51	02/98→05/00					
 <b>Bremstrommel</b>							
1.0 (SR410)	48	02/98→05/00	➔	→ 04/00		24.0218-0046.1 480184	Ø 180,0 x 45,2 / 182
1.2 (SR412)	51	02/98→05/00					- RLG / - ABS Ring
 <b>Bremsbackensatz</b>							
1.0 (SR410)	48	02/98→05/00	➔	→ 04/00		03.0137-0387.2 650387	Ø 180 x 26 - HEB
1.2 (SR412)	51	02/98→05/00					
1.2 4WD (SR412)	51	02/98→05/00					
<b>SUZUKI - WAGON R+ (MM) 05/00→</b>							
 <b>Radbremszylinder</b>							
1.0	51	08/00→07/03	➔			24.3215-1701.3 020493	Ø 15,87 ALU
1.0 XT Plus	74	08/00→07/01					
1.3 (RB 413)	56	05/00→12/04	➔			24.3215-1702.3 020494	Ø 15,87 ALU
1.3 (RB 413)	65	08/01→	➔	→ 04/08		24.3215-1701.3 020493	Ø 15,87 ALU
1.3 DDiS (RB 413D)	51	09/03→					
1.3 (RB 413)	69	09/03→	➔	→ 04/08		24.3215-1702.3 020494	Ø 15,87 ALU
1.3 4WD (RB 413)	69	09/03→					
1.3 4WD (RB 413)	56	10/01→	➔	→ 12/04		24.3215-1702.3 020494	Ø 15,87 ALU
<b>Zubehörsatz, Bremsbacken</b>							
1.0	51	08/00→07/03	➔			03.0137-9264.2 669264	
↓							

	kw					! #		
<b>SUZUKI - WAGON R+ (MM) 05/00→</b>								
<b>Zubehörsatz, Bremsbacken</b>								
1.0 XT Plus	74	08/00→07/01	➔				03.0137-9264.2 669264	
1.3 (RB 413)	56	05/00→12/04	➔				03.0137-9127.2 669127	
1.3 (RB 413)	65	08/01→	➔	→ 04/08			03.0137-9300.2 669300	
1.3 (RB 413)	69	09/03→						
1.3 4WD (RB 413)	69	09/03→						
1.3 DDiS (RB 413D)	51	09/03→						
1.3 4WD (RB 413)	56	10/01→	➔	→ 12/04			03.0137-9127.2 669127	
<b> Bremstrommel</b>								
1.0	51	08/00→07/03	➔				24.0218-0046.1 480184	Ø 180,0 x 45,2 / 182 - RLG / - ABS Ring
1.0 XT Plus	74	08/00→07/01	➔					
1.3 (RB 413)	56	05/00→12/04	➔				24.0218-0039.1 480160	Ø 180,0 x 34,5 / 182 - RLG / - ABS Ring
1.3 (RB 413)	65	08/01→	➔	→ 04/08			24.0220-0045.1 480189	Ø 200,0 x 38 / 202 - RLG / - ABS Ring
1.3 (RB 413)	69	09/03→						
1.3 4WD (RB 413)	69	09/03→						
1.3 DDiS (RB 413D)	51	09/03→						
<b> Bremsbackensatz</b>								
1.0	51	08/00→07/03	➔				03.0137-0387.2 650387	Ø 180 x 26 - HEB
1.0 XT Plus	74	08/00→07/01	➔					
1.3 (RB 413)	56	05/00→12/04	➔				03.0137-0425.2 650425	Ø 180 x 26 - HEB
1.3 (RB 413)	65	08/01→	➔	→ 04/08			03.0137-0465.2 650465	Ø 200 x 29 + HEB
1.3 DDiS (RB 413D)	51	09/03→					03.0520-1415.3 691415	Ø 200 x 29 Ø 15,87 + RZ / + Zub TopKit
1.3 (RB 413)	69	09/03→	➔	→ 04/08			03.0137-0465.2 650465	Ø 200 x 29 + HEB
1.3 4WD (RB 413)	69	09/03→						
1.3 4WD (RB 413)	56	10/01→	➔	→ 12/04			03.0137-0425.2 650425	Ø 180 x 26 - HEB
<b> Seilzug, Feststellbremse</b>								
1.3 (RB 413)	56	05/00→12/04	➔	<input type="checkbox"/> ; Trommelbremse			24.3727-0771.2 580771	L= 1.516 + Zub
			➔	<input type="checkbox"/> ; Trommelbremse			24.3727-0774.2 580774	L= 1.507 + Zub
1.3 4WD (RB 413)	56	10/01→	➔	<input type="checkbox"/> ; → 12/04; Trommelbremse			24.3727-0771.2 580771	L= 1.516 + Zub
			➔	<input type="checkbox"/> ; → 12/04; Trommelbremse			24.3727-0774.2 580774	L= 1.507 + Zub
<b>TOYOTA - 4 RUNNER (_N1_) 08/87→03/96</b>								
<b> Bremstrommel</b>								
3.0 (VZN1_)	112	08/88→10/95	➔				24.0229-5004.1 480312	Ø 295,0 x 67 / 297
<b> Bremsbackensatz</b>								
3.0 (VZN1_)	112	08/88→10/95	➔				03.0137-0308.2 650308	Ø 295 x 51
<b>TOYOTA - 4 RUNNER (_N18_) 11/95→11/02</b>								
<b> Bremsbackensatz</b>								
2.7	112	11/95→07/02	➔	→ 06/99			03.0137-0308.2 650308	Ø 295 x 51
3.4	136	11/95→07/02						
2.7 4WD	112	11/95→08/02	➔	→ 07/00			03.0137-0308.2 650308	Ø 295 x 51
3.4 4WD	136	09/98→11/02						
<b>TOYOTA - AURIS (_E15_) 10/06→09/12</b>								
<b> Seilzug, Feststellbremse</b>								
1.33 Dual-VVTi (NRE150_)	73	01/10→09/12	←	<input type="checkbox"/> ; Made in Japan; Scheibenbremse			24.3727-1934.2 581934	L= 336
1.33 Dual-VVTi (NRE150_)	74	05/09→09/12	←	<input type="checkbox"/> ; Made in Großbritannien; Scheibenbremse			24.3727-1944.2 581944	L= 340
1.4 (ZZE150_)	71	03/07→09/12	➔	<input type="checkbox"/> ; Made in Japan; Scheibenbremse			24.3727-1935.2 581935	L= 1.585
1.5 (NZE151_)	81	09/09→09/12	➔	<input type="checkbox"/> ; Made in Japan; Scheibenbremse			24.3727-1936.2 581936	L= 1.576
1.5 4WD (NZE154_)	77	09/09→09/12	➔	<input type="checkbox"/> ; Made in Japan; Scheibenbremse				
1.6 (ZRE151_)	91	03/07→09/12	➔	<input type="checkbox"/> ; Made in Großbritannien; Scheibenbremse			24.3727-1942.2 581942	L= 1.892
1.6 (ZRE151_)	97	05/09→09/12	➔	<input type="checkbox"/> ; Made in Großbritannien; Scheibenbremse				
1.8 (ZRE152_)	100	10/06→09/12	➔	<input type="checkbox"/> ; Made in Großbritannien; Scheibenbremse			24.3727-1943.2 581943	L= 1.920
1.8 (ZRE152_)	106	02/09→09/12						
1.8 (ZRE152_)	108	02/09→09/12						
1.8 4WD (ZRE154_)	100	02/09→09/12						
1.4 D-4D (NDE150_)	66	03/07→09/12	←	<input type="checkbox"/> ; → 09/09; Made in Japan; Scheibenbremse			24.3727-1934.2 581934	L= 336
			←	<input type="checkbox"/> ; → 12/09; Made in Großbritannien; Scheibenbremse			24.3727-1944.2 581944	L= 340
↓								

	kW					! #		
<b>TOYOTA - AURIS (E15) 10/06→09/12</b>								
<b>Seilzug, Feststellbremse</b>								
1.4 D-4D (NDE150_)	66	03/07→09/12	→	☐; → 09/09; Made in Japan; Scheibenbremse		24.3727-1935.2	581935	L= 1.585
			→	☐; → 09/09; Made in Japan; Scheibenbremse		24.3727-1936.2	581936	L= 1.576
			→	☐; → 12/09; Made in Großbritannien; Scheibenbremse		24.3727-1942.2	581942	L= 1.892
			→	☐; → 12/09; Made in Großbritannien; Scheibenbremse		24.3727-1943.2	581943	L= 1.920
2.0 D-4D (ADE150_)	93	03/07→09/12	←	☐; Made in Japan; Scheibenbremse		24.3727-1934.2	581934	L= 336
			←	☐; → 12/09; Made in Großbritannien; Scheibenbremse		24.3727-1944.2	581944	L= 340
			→	☐; Made in Japan; Scheibenbremse		24.3727-1935.2	581935	L= 1.585
			→	☐; Made in Japan; Scheibenbremse		24.3727-1936.2	581936	L= 1.576
			→	☐; → 12/09; Made in Großbritannien; Scheibenbremse		24.3727-1942.2	581942	L= 1.892
			→	☐; → 12/09; Made in Großbritannien; Scheibenbremse		24.3727-1943.2	581943	L= 1.920
2.2 D (ADE157_)	130	03/07→09/12	←	☐; Scheibenbremse		24.3727-1944.2	581944	L= 340
<b>TOYOTA - AURIS (E18) 10/12→</b>								
<b>Seilzug, Feststellbremse</b>								
1.3 (NRE180_)	73	10/12→	→	☐; Scheibenbremse		24.3727-1942.2	581942	L= 1.892
1.4 D-4D (NDE180_)	66	10/12→	→	☐; Scheibenbremse		24.3727-1943.2	581943	L= 1.920
1.6 (ZRE181_ ZRE185_)	97	10/12→	→	☐; für Motornummer: ZRE 181; Scheibenbremse		24.3727-1942.2	581942	L= 1.892
			→	☐; für Motornummer: ZRE 181; Scheibenbremse		24.3727-1943.2	581943	L= 1.920
<b>TOYOTA - AURIS TOURING SPORTS (E18) 07/13→</b>								
<b>Seilzug, Feststellbremse</b>								
1.4 D-4D (NDE180_)	66	07/13→	→	☐; Scheibenbremse		24.3727-1942.2	581942	L= 1.892
			→	☐; Scheibenbremse		24.3727-1943.2	581943	L= 1.920
<b>TOYOTA - AURIS VAN Kasten (E18) 03/13→</b>								
<b>Seilzug, Feststellbremse</b>								
1.4 D-4D (NDE180_)	66	03/13→	→	☐; Scheibenbremse		24.3727-1942.2	581942	L= 1.892
			→	☐; Scheibenbremse		24.3727-1943.2	581943	L= 1.920
<b>TOYOTA - AVENSIS (T22) 09/97→02/03</b>								
<b>Radbremszylinder</b>								
1.6 (AT220_)	74	09/97→10/00	→	☐; → 09/00		24.3220-1725.3	020483	Ø 20,64 ALU
1.6 (AT220_)	81	09/97→10/00	→	☐; → 09/00		24.3220-1726.3	020484	Ø 20,64 ALU
1.8 (AT221_)	81	09/97→10/00	→	☐; → 09/00				
2.0 (ST220_)	94	09/97→10/00	→	☐; → 09/00				
2.0 D (CT220_)	61	10/97→05/98	→	☐		24.3220-1725.3	020483	Ø 20,64 ALU
2.0 D-4D (CDT220_)	81	10/99→02/03	→	☐				
2.0 TD (CT220_)	66	09/97→02/03	→	☐		24.3220-1726.3	020484	Ø 20,64 ALU
<b>Zubehörsatz, Bremsbacken</b>								
1.6 (AT220_)	74	09/97→10/00		→ 09/00		03.0137-9237.2	669237	
1.6 (AT220_)	81	09/97→10/00						
1.8 (AT221_)	81	09/97→10/00						
2.0 (ST220_)	94	09/97→10/00						
2.0 D (CT220_)	61	10/97→05/98				03.0137-9237.2	669237	
2.0 D-4D (CDT220_)	81	10/99→02/03						
2.0 TD (CT220_)	66	09/97→02/03						
<b>Bremsstrommel</b>								
1.6 (AT220_)	74	09/97→10/00	→	→ 09/00		24.0222-8031.1	480152	Ø 228,6 x 58 / 229,6
1.6 (AT220_)	81	09/97→10/00	→					
1.8 (AT221_)	81	09/97→10/00	→					
2.0 (ST220_)	94	09/97→10/00	→					
2.0 D (CT220_)	61	10/97→05/98	→			24.0222-8031.1	480152	Ø 228,6 x 58 / 229,6
2.0 D-4D (CDT220_)	81	10/99→02/03	→					
2.0 TD (CT220_)	66	09/97→02/03	→					
<b>Bremsbackensatz</b>								
1.6 (AT220_)	74	09/97→10/00	→	→ 09/00		03.0137-0365.2	650365	Ø 229 x 37 + HEB

	kw					! #		
<b>TOYOTA - AVENSIS (_T22_) 09/97→02/03</b>								
 <b>Bremsbackensatz</b>								
1.6 (AT220_) 1.8 (AT221_) 2.0 (ST220_)	81 81 94	09/97→10/00 09/97→10/00 09/97→10/00	➔	→ 09/00			<b>03.0520-8420.3 698420</b>	TRW Ø 229 x 37 Ø 20,64 + RZ / + Zub TopKit
2.0 D (CT220_) 2.0 D-4D (CDT220_) 2.0 TD (CT220_)	61 81 66	10/97→05/98 10/99→02/03 09/97→02/03	➔				<b>03.0137-0365.2 650365</b> <b>03.0520-8420.3 698420</b>	Ø 229 x 37 + HEB TRW Ø 229 x 37 Ø 20,64 + RZ / + Zub TopKit
 <b>Bremsbackensatz, Feststellbremse</b>								
1.6 VVT-i (ZZT220_) 1.8 VVT-i (ZZT221_) 2.0 D-4D (CDT220_) 2.0 TD (CT220_) 2.0 VVT-i (AZT220_)	81 95 81 66 110	10/00→02/03 10/00→02/03 10/99→02/03 09/97→02/03 10/00→02/03	➔				<b>03.0137-0402.2 650402</b>	Ø 170 x 40
2.0 (ST220_)	94	09/97→10/00	➔	10/00→			<b>03.0137-0402.2 650402</b>	Ø 170 x 40
 <b>Seilzug, Feststellbremse</b>								
1.6 (AT220_) 1.6 (AT220_) 1.8 (AT221_)	74 81 81	09/97→10/00 09/97→10/00 09/97→10/00	➔	<input type="checkbox"/> ; → 09/00; Trommelbremse			<b>24.3727-1904.2 581904</b>	L= 1.826
			➔	<input type="checkbox"/> ; → 09/00; Trommelbremse			<b>24.3727-1905.2 581905</b>	L= 1.789
1.6 VVT-i (ZZT220_) 1.8 VVT-i (ZZT221_) 2.0 VVT-i (AZT220_)	81 95 110	10/00→02/03 10/00→02/03 10/00→02/03	➔	<input type="checkbox"/> ; → 06/01; Scheibenbremse			<b>24.3727-1900.2 581900</b>	L= 1.805
			➔	<input type="checkbox"/> ; → 06/01; Scheibenbremse			<b>24.3727-1910.2 581910</b>	L= 1.760
			➔	<input type="checkbox"/> ; 07/01→; Scheibenbremse			<b>24.3727-1915.2 581915</b>	L= 1.824
			➔	<input type="checkbox"/> ; 07/01→; Scheibenbremse			<b>24.3727-1916.2 581916</b>	L= 1.868
2.0 (ST220_)	94	09/97→10/00	➔	<input type="checkbox"/> ; 10/00→; Scheibenbremse			<b>24.3727-1900.2 581900</b>	L= 1.805
			➔	<input type="checkbox"/> ; → 09/00; Trommelbremse			<b>24.3727-1904.2 581904</b>	L= 1.826
			➔	<input type="checkbox"/> ; → 09/00; Trommelbremse			<b>24.3727-1905.2 581905</b>	L= 1.789
			➔	<input type="checkbox"/> ; 10/00→; Scheibenbremse			<b>24.3727-1910.2 581910</b>	L= 1.760
2.0 D (CT220_)	61	10/97→05/98	➔	<input type="checkbox"/> ; Trommelbremse			<b>24.3727-1904.2 581904</b>	L= 1.826
			➔	<input type="checkbox"/> ; Trommelbremse			<b>24.3727-1905.2 581905</b>	L= 1.789
2.0 D-4D (CDT220_) 2.0 TD (CT220_)	81 66	10/99→02/03 09/97→02/03	➔	<input type="checkbox"/> ; → 06/01; Scheibenbremse			<b>24.3727-1900.2 581900</b>	L= 1.805
			➔	<input type="checkbox"/> ; Trommelbremse			<b>24.3727-1904.2 581904</b>	L= 1.826
			➔	<input type="checkbox"/> ; Trommelbremse			<b>24.3727-1905.2 581905</b>	L= 1.789
			➔	<input type="checkbox"/> ; → 06/01; Scheibenbremse			<b>24.3727-1910.2 581910</b>	L= 1.760
			➔	<input type="checkbox"/> ; 07/01→; Scheibenbremse			<b>24.3727-1915.2 581915</b>	L= 1.824
			➔	<input type="checkbox"/> ; 07/01→; Scheibenbremse			<b>24.3727-1916.2 581916</b>	L= 1.868
<b>TOYOTA - AVENSIS (_T25_) 04/03→11/08</b>								
 <b>Bremsbackensatz, Feststellbremse</b>								
1.6 VVT-i (ZZT250_) 1.8 (ZZT251_) 2.0 (AZT250_) 2.0 D-4D (ADT250_) 2.0 D-4D (CDT250_) 2.0 VVTi (AZT250_) 2.2 D-4D (ADT251_) 2.2 D-CAT (ADT251_) 2.2 TD 2.4 (AZT251_) 2.4 (AZT251_)	81 95 108 93 85 114 110 130 74 120 125	04/03→11/08 04/03→11/08 04/03→11/08 03/06→11/08 04/03→11/08 04/03→11/08 10/05→11/08 07/05→11/08 04/05→11/08 10/03→11/08 09/03→11/08	➔				<b>03.0137-0459.2 650459</b>	Ø 172 x 32
 <b>Seilzug, Feststellbremse</b>								
1.6 VVT-i (ZZT250_) 1.8 (ZZT251_) 2.0 (AZT250_)	81 95 108	04/03→11/08 04/03→11/08 04/03→11/08	➔	<input type="checkbox"/> ; Scheibenbremse			<b>24.3727-1919.2 581919</b>	L= 398
2.0 D-4D (ADT250_) 2.0 D-4D (CDT250_) 2.0 VVTi (AZT250_)	93 85 114	03/06→11/08 04/03→11/08 04/03→11/08	➔	<input type="checkbox"/> ; Scheibenbremse			<b>24.3727-1930.2 581930</b>	L= 1.770
2.2 D-4D (ADT251_) 2.2 D-CAT (ADT251_) 2.2 TD 2.4 (AZT251_) 2.4 (AZT251_)	110 130 74 120 125	10/05→11/08 07/05→11/08 04/05→11/08 10/03→11/08 09/03→11/08	➔	<input type="checkbox"/> ; Scheibenbremse			<b>24.3727-1931.2 581931</b>	L= 1.823
<b>TOYOTA - AVENSIS Combi (_T25_) 04/03→11/08</b>								
 <b>Bremsbackensatz, Feststellbremse</b>								
1.6 VVT-i (ZZT250_) 1.8 (ZZT251_) 2.0 (AZT250_) 2.0 D-4D (ADT250_)	81 95 108 93	04/03→11/08 04/03→11/08 04/03→11/08 03/06→11/08	➔				<b>03.0137-0459.2 650459</b>	Ø 172 x 32


















































	kW				! #		
<b>TOYOTA - AVENSIS Liftback (_ T22_) 09/97→02/03</b>							
<b>Seilzug, Feststellbremse</b>							
2.0 (ST220_)	94	09/97→10/00		<input type="checkbox"/> ; 10/00→; Scheibenbremse	24.3727-1900.2	581900	L= 1.805
				<input type="checkbox"/> ; → 09/00; Trommelbremse	24.3727-1904.2	581904	L= 1.826
				<input checked="" type="checkbox"/> ; → 09/00; Trommelbremse	24.3727-1905.2	581905	L= 1.789
				<input checked="" type="checkbox"/> ; 10/00→; Scheibenbremse	24.3727-1910.2	581910	L= 1.760
2.0 D (CDT220_)	85	09/02→02/03		<input checked="" type="checkbox"/> ; Scheibenbremse	24.3727-1915.2	581915	L= 1.824
				<input type="checkbox"/> ; Scheibenbremse	24.3727-1916.2	581916	L= 1.868
2.0 D (CT220_)	61	10/97→05/98		<input type="checkbox"/> ; Trommelbremse	24.3727-1904.2	581904	L= 1.826
				<input checked="" type="checkbox"/> ; Trommelbremse	24.3727-1905.2	581905	L= 1.789
2.0 D-4D (CDT220_) 2.0 TD (CT220_)	81 66	10/99→02/03 09/97→02/03		<input type="checkbox"/> ; → 06/01; Scheibenbremse	24.3727-1900.2	581900	L= 1.805
				<input type="checkbox"/> ; Trommelbremse	24.3727-1904.2	581904	L= 1.826
				<input checked="" type="checkbox"/> ; Trommelbremse	24.3727-1905.2	581905	L= 1.789
				<input checked="" type="checkbox"/> ; → 06/01; Scheibenbremse	24.3727-1910.2	581910	L= 1.760
				<input checked="" type="checkbox"/> ; 07/01→; Scheibenbremse	24.3727-1915.2	581915	L= 1.824
				<input type="checkbox"/> ; 07/01→; Scheibenbremse	24.3727-1916.2	581916	L= 1.868
<b>TOYOTA - AVENSIS Station Wagon (_ T22_) 09/97→02/03</b>							
<b>Radbremszylinder</b>							
1.6 (AT220_, ZZT220_) 1.6 (AT220_) 1.8 (AT221_) 2.0 (ST220_)	81 74 81 94	09/97→10/00 09/97→10/00 09/97→10/00 09/97→10/00		<input type="checkbox"/> ; → 09/00	24.3220-1725.3	020483	Ø 20,64 ALU
				<input type="checkbox"/> ; → 09/00	24.3220-1726.3	020484	Ø 20,64 ALU
2.0 D (CT220_) 2.0 D-4D (CDT220_) 2.0 TD (CT220_)	61 81 66	10/97→05/98 10/99→02/03 09/97→02/03		<input type="checkbox"/>	24.3220-1725.3	020483	Ø 20,64 ALU
				<input type="checkbox"/>	24.3220-1726.3	020484	Ø 20,64 ALU
<b>Zubehörsatz, Bremsbacken</b>							
1.6 (AT220_, ZZT220_) 1.6 (AT220_) 1.8 (AT221_) 2.0 (ST220_)	81 74 81 94	09/97→10/00 09/97→10/00 09/97→10/00 09/97→10/00		→ 09/00	03.0137-9237.2	669237	
2.0 D (CT220_) 2.0 D-4D (CDT220_) 2.0 TD (CT220_)	61 81 66	10/97→05/98 10/99→02/03 09/97→02/03			03.0137-9237.2	669237	
<b>Bremstrommel</b>							
1.6 (AT220_, ZZT220_) 1.6 (AT220_) 1.8 (AT221_) 2.0 (ST220_)	81 74 81 94	09/97→10/00 09/97→10/00 09/97→10/00 09/97→10/00		→ 09/00	24.0222-8031.1	480152	Ø 228,6 x 58 / 229,6
2.0 D (CT220_) 2.0 D-4D (CDT220_) 2.0 TD (CT220_)	61 81 66	10/97→05/98 10/99→02/03 09/97→02/03			24.0222-8031.1	480152	Ø 228,6 x 58 / 229,6
<b>Bremsbackensatz</b>							
1.6 (AT220_, ZZT220_) 1.6 (AT220_) 1.8 (AT221_) 2.0 (ST220_)	81 74 81 94	09/97→10/00 09/97→10/00 09/97→10/00 09/97→10/00		→ 09/00	03.0137-0365.2	650365	Ø 229 x 37 + HEB
					03.0520-8420.3	698420	TRW Ø 229 x 37 Ø 20,64 + RZ / + Zub TopKit
2.0 D (CT220_) 2.0 D-4D (CDT220_) 2.0 TD (CT220_)	61 81 66	10/97→05/98 10/99→02/03 09/97→02/03			03.0137-0365.2	650365	Ø 229 x 37 + HEB
					03.0520-8420.3	698420	TRW Ø 229 x 37 Ø 20,64 + RZ / + Zub TopKit
<b>Bremsbackensatz, Feststellbremse</b>							
1.6 (ZZT250_) 1.8 (ZZT221_) 2.0 (AZT220_) 2.0 D (CDT220_) 2.0 D-4D (CDT220_) 2.0 TD (CT220_) 2.0 (ST220_)	81 95 110 85 81 66 94	10/00→02/03 10/00→02/03 10/00→02/03 09/02→02/03 10/99→02/03 09/97→02/03 09/97→10/00			03.0137-0402.2	650402	Ø 170 x 40
				10/00→	03.0137-0402.2	650402	Ø 170 x 40
<b>Seilzug, Feststellbremse</b>							
1.6 (AT220_, ZZT220_) 1.6 (AT220_) 1.8 (AT221_)	81 74 81	09/97→10/00 09/97→10/00 09/97→10/00		<input type="checkbox"/> ; → 09/00; Trommelbremse	24.3727-1904.2	581904	L= 1.826
				<input checked="" type="checkbox"/> ; → 09/00; Trommelbremse	24.3727-1905.2	581905	L= 1.789
1.6 (ZZT250_) 1.8 (ZZT221_) 2.0 (AZT220_)	81 95 110	10/00→02/03 10/00→02/03 10/00→02/03		<input type="checkbox"/> ; → 06/01; Scheibenbremse	24.3727-1900.2	581900	L= 1.805
				<input checked="" type="checkbox"/> ; → 06/01; Scheibenbremse	24.3727-1910.2	581910	L= 1.760
				<input checked="" type="checkbox"/> ; 07/01→; Scheibenbremse	24.3727-1915.2	581915	L= 1.824















	kw				! #		
<b>TOYOTA - AVENSIS Station Wagon (_T22_) 09/97→02/03</b>							
<b>Seilzug, Feststellbremse</b>							
1.6 (ZZT250_) 1.8 (ZZT221_) 2.0 (AZT220_)	81 95 110	10/00→02/03 10/00→02/03 10/00→02/03	➡	☐; 07/01→; Scheibenbremse		24.3727-1916.2 581916	L= 1.868
2.0 (ST220_)	94	09/97→10/00	➡	☐; 10/00→; Scheibenbremse		24.3727-1900.2 581900	L= 1.805
			➡	☐; → 09/00; Trommelbremse		24.3727-1904.2 581904	L= 1.826
			➡	☐; → 09/00; Trommelbremse		24.3727-1905.2 581905	L= 1.789
			➡	☐; 10/00→; Scheibenbremse		24.3727-1910.2 581910	L= 1.760
2.0 D (CDT220_)	85	09/02→02/03	➡	☐; Scheibenbremse		24.3727-1915.2 581915	L= 1.824
			➡	☐; Scheibenbremse		24.3727-1916.2 581916	L= 1.868
2.0 D (CT220_)	61	10/97→05/98	➡	☐; Trommelbremse		24.3727-1904.2 581904	L= 1.826
			➡	☐; Trommelbremse		24.3727-1905.2 581905	L= 1.789
2.0 D-4D (CDT220_) 2.0 TD (CT220_)	81 66	10/99→02/03 09/97→02/03	➡	☐; → 06/01; Scheibenbremse		24.3727-1900.2 581900	L= 1.805
			➡	☐; Trommelbremse		24.3727-1904.2 581904	L= 1.826
			➡	☐; Trommelbremse		24.3727-1905.2 581905	L= 1.789
			➡	☐; → 06/01; Scheibenbremse		24.3727-1910.2 581910	L= 1.760
			➡	☐; 07/01→; Scheibenbremse		24.3727-1915.2 581915	L= 1.824
			➡	☐; 07/01→; Scheibenbremse		24.3727-1916.2 581916	L= 1.868
<b>TOYOTA - AVENSIS Stufenheck (_T25_) 04/03→11/08</b>							
<b>Bremsbackensatz, Feststellbremse</b>							
1.6 VVT-i (ZZT250_) 1.8 (ZZT251_) 2.0 (AZT250_) 2.0 D-4D (ADT250_) 2.0 D-4D (CDT250_) 2.0 VVTi (AZT250_) 2.2 D-4D (ADT251_) 2.2 D-CAT (ADT251_) 2.2 TD 2.4 (AZT251_) 2.4 (AZT251_)	81 95 108 93 85 114 110 130 74 120 125	04/03→11/08 04/03→11/08 04/03→11/08 03/06→11/08 04/03→11/08 04/03→11/08 10/05→11/08 07/05→11/08 04/05→11/08 10/03→11/08 09/03→11/08	➡			03.0137-0459.2 650459	Ø 172 x 32
<b>Seilzug, Feststellbremse</b>							
1.6 VVT-i (ZZT250_) 1.8 (ZZT251_) 2.0 (AZT250_) 2.0 D-4D (ADT250_) 2.0 D-4D (CDT250_) 2.0 VVTi (AZT250_) 2.2 D-4D (ADT251_) 2.2 D-CAT (ADT251_) 2.2 TD 2.4 (AZT251_) 2.4 (AZT251_)	81 95 108 93 85 114 110 130 74 120 125	04/03→11/08 04/03→11/08 04/03→11/08 03/06→11/08 04/03→11/08 04/03→11/08 10/05→11/08 07/05→11/08 04/05→11/08 10/03→11/08 09/03→11/08	➡	☐; Scheibenbremse		24.3727-1919.2 581919	L= 398
			➡	☐; Scheibenbremse		24.3727-1930.2 581930	L= 1.770
			➡	☐; Scheibenbremse		24.3727-1931.2 581931	L= 1.823
<b>TOYOTA - AVENSIS VERSO (_M2_) 08/01→11/09</b>							
<b>Bremsbackensatz, Feststellbremse</b>							
2.0 (ACM20_) 2.0 D (CLM20_) 2.4 (ACM21)	110 85 115	08/01→11/09 08/01→08/05 10/03→11/09	➡			03.0137-0400.2 650400	Ø 190 x 45
<b>Zubehörsatz, Feststellbremsbacken</b>							
2.0 (ACM20_) 2.0 D (CLM20_) 2.4 (ACM21)	110 85 115	08/01→11/09 08/01→08/05 10/03→11/09	➡			03.0137-9272.2 669272	
<b>Seilzug, Feststellbremse</b>							
2.0 (ACM20_) 2.0 D (CLM20_) 2.4 (ACM21)	110 85 115	08/01→11/09 08/01→08/05 10/03→11/09	➡	☐; für Linkslenker; Scheibenbremse		24.3727-1914.2 581914	L= 319
			➡	☐; für Rechtslenker; Scheibenbremse		24.3727-1914.2 581914	L= 319
<b>TOYOTA - AYGO (_B1_) 02/05→</b>							
<b>Radbremszylinder</b>							
1.0 (KGB10_) 1.0 GPL (KGB10_) 1.4 HDi (WNB10_)	50 50 40	07/05→ 07/05→ 07/05→08/10	➡	→ 06/14		24.3217-1719.3 020482	BOS Ø 17,46 ALU
			➡			24.3217-1719.3 020482	BOS Ø 17,46 ALU
<b>Zubehörsatz, Bremsbacken</b>							
1.0 (KGB10_)	50	07/05→	➡	→ 06/14		03.0137-9287.2 669287	BOS

	kw			 	! #		
<b>TOYOTA - AYGO (_B1_) 02/05→</b>							
<b>Zubehörsatz, Bremsbacken</b>							
1.0 GPL (KGB10_)	50	07/05→	➡	→ 06/14		03.0137-9287.2 669287	BOS
1.4 HDi (WNB10_)	40	07/05→08/10	➡			03.0137-9287.2 669287	BOS
<b> Bremstrommel</b>							
1.0 (KGB10_)	50	07/05→	➡	→ 06/14		24.0220-0046.1 480193	Ø 200,0 x 44 / 201
1.0 GPL (KGB10_)	50	07/05→					
1.4 HDi (WNB10_)	40	07/05→08/10	➡			24.0220-0046.1 480193	Ø 200,0 x 44 / 201
<b> Bremsbackensatz</b>							
1.0 (KGB10_)	50	07/05→	➡	→ 06/14		03.0137-0466.2 650466	BOS Ø 200 x 32 + HEB
1.0 GPL (KGB10_)	50	07/05→				03.0520-4117.3 694117	BOS Ø 200 x 32 Ø 17,46 + RZ / + Zub TopKit
1.4 HDi (WNB10_)	40	07/05→08/10	➡			03.0137-0466.2 650466	BOS Ø 200 x 32 + HEB
						03.0520-4117.3 694117	BOS Ø 200 x 32 Ø 17,46 + RZ / + Zub TopKit
<b> Seilzug, Feststellbremse</b>							
1.0 (KGB10_)	50	07/05→	➡	☐; → 06/14; Trommelbremse		24.3727-1952.2 581952	L= 1.478
1.0 GPL (KGB10_)	50	07/05→	➡	☐; → 06/14; Trommelbremse		24.3727-1953.2 581953	L= 1.487
1.4 HDi (WNB10_)	40	07/05→08/10	➡	☐; Trommelbremse		24.3727-1952.2 581952	L= 1.478
			➡	☐; Trommelbremse		24.3727-1953.2 581953	L= 1.487
<b>TOYOTA - AYGO (_B4_) 05/14→</b>							
<b> Radbremszylinder</b>							
1.0 (KGB40_)	51	05/14→	➡			24.3217-1739.3 020597	Ø 17,46 ALU
1.2 (PAB40_)	60	05/14→					
<b>Zubehörsatz, Bremsbacken</b>							
1.0 (KGB40_)	51	05/14→	➡			03.0137-9287.2 669287	BOS
1.2 (PAB40_)	60	05/14→					
<b> Bremstrommel</b>							
1.0 (KGB40_)	51	05/14→	➡			24.0220-0046.1 480193	Ø 200,0 x 44 / 201
1.2 (PAB40_)	60	05/14→					
<b> Bremsbackensatz</b>							
1.0 (KGB40_)	51	05/14→	➡			03.0137-0466.2 650466	BOS Ø 200 x 32 + HEB
1.2 (PAB40_)	60	05/14→					
<b>TOYOTA - CAMRY (_V1_) 06/91→09/97</b>							
<b> Bremsbackensatz</b>							
2.2	93	02/93→04/95	➡	- ABS		03.0137-0318.2 650318	Ø 229 x 41
2.2 (SXV10_)	100	06/91→08/96					
<b>TOYOTA - CAMRY (_V2_) 08/96→11/01</b>							
<b> Bremsbackensatz, Feststellbremse</b>							
2.2 (SXV20_)	93	11/00→11/01	➡			03.0137-0402.2 650402	Ø 170 x 40
2.2 (SXV20_)	96	08/96→11/01					
2.5	147	08/96→07/01					
3.0 (VDV10)	140	08/96→07/01					
3.0 24V (MCV20_)	140	08/96→11/01					
3.0 V6 (MCV20_)	135	08/96→11/01					
<b>TOYOTA - CAMRY Station Wagon (_V1_) 06/91→08/97</b>							
<b> Bremsbackensatz</b>							
2.2 (SXV10_)	100	03/92→07/96	➡	- ABS		03.0137-0318.2 650318	Ø 229 x 41
2.2 (SXV10, SDV10)	93	02/93→04/95					
<b>TOYOTA - CAMRY Station Wagon (_V2_) 08/96→09/02</b>							
<b> Bremsbackensatz, Feststellbremse</b>							
2.2 (SXV20)	93	08/97→09/02	➡	11/00→ 11/01		03.0137-0402.2 650402	Ø 170 x 40
2.5	147	08/96→07/01	➡			03.0137-0402.2 650402	Ø 170 x 40
3.0 (MCV20)	140	08/96→07/01					
<b>TOYOTA - CAMRY Stufenheck (_V3_) 08/01→11/06</b>							
<b> Bremsbackensatz, Feststellbremse</b>							
2.0	110	08/01→11/06	➡	12/01→ 12/05		03.0137-0402.2 650402	Ø 170 x 40
↓							










	kW				! #		
<b>TOYOTA - CAMRY Stufenheck (_V3_) 08/01→11/06</b>							
 <b>Bremsbackensatz, Feststellbremse</b>							
2.4 (ACV30_)	112	11/01→11/06	➔	12/01→ 12/05		03.0137-0402.2 650402	Ø 170 x 40
3.0 (MCV30_)	137	08/01→11/06					
3.0 (MCV36)	141	09/02→11/06	➔	→ 12/05		03.0137-0402.2 650402	Ø 170 x 40
<b>TOYOTA - CAMRY Stufenheck (_V4_) 01/06→09/11</b>							
 <b>Bremsbackensatz, Feststellbremse</b>							
2.0	108	01/06→09/11	➔	→ 08/11		03.0137-0402.2 650402	Ø 170 x 40
2.4	127	10/06→09/11					
2.4 (ACV40_)	123	01/06→09/11					
2.4 (ACV40)	116	01/06→09/11					
2.4 Hybrid	105	01/06→09/11					
2.4 Hybrid	110	01/06→09/11					
2.5	129	01/10→09/11					
3.5	209	01/08→09/11					
3.5 (GSV40_)	204	01/08→09/11					
2.5 (ASV40_)	124	01/10→09/11	➔			03.0137-0402.2 650402	Ø 170 x 40
<b>TOYOTA - CAMRY Stufenheck (_V5_) 09/11→</b>							
 <b>Bremsbackensatz, Feststellbremse</b>							
2.0 (ASV51_)	110	04/15→				03.0137-0402.2 650402	Ø 170 x 40
<b>TOYOTA - CARINA E (_T19_) 04/92→09/97</b>							
 <b>Radbremszylinder</b>							
1.6 (AT190)	73	12/93→09/97	➔	☐; → 12/95		24.3219-1729.3 020446	Ø 19,05 GG
1.6 (AT190)	85	12/93→09/97					
1.6 16V (AT190_)	78	10/95→09/97	➔	☐; → 12/95		24.3219-1730.3 020447	Ø 19,05 GG
1.6 GLI (AT190)	79	04/92→09/97					
1.8 (AT191)	79	01/95→09/97					
2.0 D (CT190)	54	04/92→01/96					
2.0 GLI (ST191)	98	04/92→09/97					
2.0 i (ST191)	93	12/93→09/97					
<b>Zubehörsatz, Bremsbacken</b>							
1.6 (AT190)	73	12/93→09/97	➔	→ 12/95		03.0137-9114.2 669114	
1.6 (AT190)	85	12/93→09/97					
1.6 16V (AT190_)	78	10/95→09/97	➔	01/96→		03.0137-9301.2 669301	TRW
1.6 GLI (AT190)	79	04/92→09/97					
1.8 (AT191)	79	01/95→09/97					
2.0 D (CT190)	54	04/92→01/96					
2.0 GLI (ST191)	98	04/92→09/97					
2.0 i (ST191)	93	12/93→09/97					
2.0 TD (CT190)	61	01/96→09/97	➔			03.0137-9301.2 669301	TRW
 <b>Bremstrommel</b>							
1.6 (AT190)	73	12/93→09/97	➔			24.0220-0022.1 480083	Ø 200,0 x 55 / 201
1.6 (AT190)	85	12/93→09/97					
1.6 16V (AT190_)	78	10/95→09/97					
1.6 GLI (AT190)	79	04/92→09/97					
1.8 (AT191)	79	01/95→09/97					
2.0 D (CT190)	54	04/92→01/96					
2.0 GLI (ST191)	98	04/92→09/97					
2.0 i (ST191)	93	12/93→09/97					
2.0 TD (CT190)	61	01/96→09/97					
 <b>Bremsbackensatz</b>							
1.6 (AT190)	73	12/93→09/97	➔	→ 12/95		03.0137-0313.2 650313	Ø 200 x 37
1.6 (AT190)	85	12/93→09/97					
1.6 16V (AT190_)	78	10/95→09/97	➔	01/96→		03.0137-0375.2 650375	TRW Ø 200 x 37 + HEB
1.6 GLI (AT190)	79	04/92→09/97					
1.8 (AT191)	79	01/95→09/97					
2.0 D (CT190)	54	04/92→01/96					
2.0 GLI (ST191)	98	04/92→09/97					
2.0 i (ST191)	93	12/93→09/97					
2.0 TD (CT190)	61	01/96→09/97	➔			03.0137-0375.2 650375	TRW Ø 200 x 37 + HEB
 <b>Bremsbackensatz, Feststellbremse</b>							
2.0 GTi 16V (ST191_)	129	03/94→09/97	➔			03.0137-0402.2 650402	Ø 170 x 40
 <b>Seilzug, Feststellbremse</b>							
1.6 (AT190)	73	12/93→09/97	➔	☐; Trommelbremse		24.3727-1932.2 581932	L= 1.780
1.6 (AT190)	85	12/93→09/97					
1.6 16V (AT190_)	78	10/95→09/97	➔	☐; Trommelbremse		24.3727-1933.2 581933	L= 1.727
1.6 GLI (AT190)	79	04/92→09/97					
1.8 (AT191)	79	01/95→09/97					

	kW			 	! #			
<b>TOYOTA - CARINA E (_T19_) 04/92→09/97</b>								
 <b>Seilzug, Feststellbremse</b>								
2.0 D (CT190)	54	04/92→01/96	→	<input type="checkbox"/> ; Trommelbremse		24.3727-1932.2	581932	L= 1.780
2.0 GLI (ST191)	98	04/92→09/97	→	<input checked="" type="checkbox"/> ; Trommelbremse		24.3727-1933.2	581933	L= 1.727
2.0 i (ST191)	93	12/93→09/97	→					
2.0 TD (CT190)	61	01/96→09/97	→					
<b>TOYOTA - CARINA E Sportwagon (_T19_) 02/92→09/97</b>								
 <b>Radbremszylinder</b>								
1.6	85	04/92→09/97	→	<input type="checkbox"/> ; → 12/95		24.3219-1729.3	020446	∅ 19,05 GG
1.6 GLI (AT190_)	79	01/93→09/97	→	<input checked="" type="checkbox"/> ; → 12/95		24.3219-1730.3	020447	∅ 19,05 GG
1.6 i (AT190_)	73	02/95→09/97	→					
1.8 i (AT191_)	79	02/95→09/97	→					
2.0 D (CT190_)	54	01/93→01/96	→					
2.0 GLI (ST191_)	98	01/93→09/97	→					
2.0 i (ST191_)	93	05/95→09/97	→					
<b>Zubehörsatz, Bremsbacken</b>								
1.6	85	04/92→09/97	→	→ 12/95		03.0137-9114.2	669114	
1.6 GLI (AT190_)	79	01/93→09/97	→	01/96→		03.0137-9301.2	669301	TRW
1.6 i (AT190_)	73	02/95→09/97	→					
1.8 i (AT191_)	79	02/95→09/97	→					
2.0 D (CT190_)	54	01/93→01/96	→					
2.0 GLI (ST191_)	98	01/93→09/97	→					
2.0 i (ST191_)	93	05/95→09/97	→					
2.0 TD (CT190_)	61	01/96→09/97	→			03.0137-9301.2	669301	TRW
 <b>Bremstrommel</b>								
1.6	85	04/92→09/97	→			24.0220-0022.1	480083	∅ 200,0 x 55 / 201
1.6 GLI (AT190_)	79	01/93→09/97	→					
1.6 i (AT190_)	73	02/95→09/97	→					
1.8 i (AT191_)	79	02/95→09/97	→					
2.0 D (CT190_)	54	01/93→01/96	→					
2.0 GLI (ST191_)	98	01/93→09/97	→					
2.0 i (ST191_)	93	05/95→09/97	→					
2.0 TD (CT190_)	61	01/96→09/97	→					
 <b>Bremsbackensatz</b>								
1.6	85	04/92→09/97	→	→ 12/95		03.0137-0313.2	650313	∅ 200 x 37
1.6 GLI (AT190_)	79	01/93→09/97	→	01/96→		03.0137-0375.2	650375	TRW ∅ 200 x 37 + HEB
1.6 i (AT190_)	73	02/95→09/97	→					
1.8 i (AT191_)	79	02/95→09/97	→					
2.0 D (CT190_)	54	01/93→01/96	→					
2.0 GLI (ST191_)	98	01/93→09/97	→					
2.0 i (ST191_)	93	05/95→09/97	→					
2.0 TD (CT190_)	61	01/96→09/97	→					
 <b>Seilzug, Feststellbremse</b>								
1.6	85	04/92→09/97	→	<input type="checkbox"/> ; Trommelbremse		24.3727-1932.2	581932	L= 1.780
1.6 GLI (AT190_)	79	01/93→09/97	→	<input checked="" type="checkbox"/> ; Trommelbremse		24.3727-1933.2	581933	L= 1.727
1.6 i (AT190_)	73	02/95→09/97	→					
1.8 i (AT191_)	79	02/95→09/97	→					
2.0 D (CT190_)	54	01/93→01/96	→					
2.0 GLI (ST191_)	98	01/93→09/97	→					
2.0 i (ST191_)	93	05/95→09/97	→					
2.0 TD (CT190_)	61	01/96→09/97	→					
<b>TOYOTA - CARINA E Stufenheck (_T19_) 04/92→09/97</b>								
 <b>Radbremszylinder</b>								
1.6 (AT190)	73	01/95→09/97	→	<input type="checkbox"/> ; → 12/95		24.3219-1729.3	020446	∅ 19,05 GG
1.6 (AT190)	78	10/95→09/97	→	<input checked="" type="checkbox"/> ; → 12/95		24.3219-1730.3	020447	∅ 19,05 GG
1.6 (AT190)	79	01/93→09/97	→					
1.6 16V (AT190_)	85	12/94→09/97	→					
1.8 i 16V (AT191)	79	01/95→09/97	→					
2.0 (ST191)	98	01/93→09/97	→					
2.0 D (CT190)	54	08/92→01/96	→					
2.0 i (ST191)	93	12/92→09/97	→					
<b>Zubehörsatz, Bremsbacken</b>								
1.6 (AT190)	73	01/95→09/97	→	→ 12/95		03.0137-9114.2	669114	
1.6 (AT190)	78	10/95→09/97	→	01/96→		03.0137-9301.2	669301	TRW
1.6 (AT190)	79	01/93→09/97	→					
1.6 16V (AT190_)	85	12/94→09/97	→					
1.8 i 16V (AT191)	79	01/95→09/97	→					
2.0 (ST191)	98	01/93→09/97	→					
2.0 D (CT190)	54	08/92→01/96	→					
2.0 i (ST191)	93	12/92→09/97	→					
2.0 TD (CT190_)	61	01/96→09/97	→			03.0137-9301.2	669301	TRW
↓								












	kW				! #		
<b>TOYOTA - CARINA E Stufenheck ( T19 ) 04/92→09/97</b>							
<b>Bremstrommel</b>							
1.6 (AT190)	73	01/95→09/97	➔			24.0220-0022.1 480083	Ø 200,0 x 55 / 201
1.6 (AT190)	78	10/95→09/97					
1.6 (AT190)	79	01/93→09/97					
1.6 16V (AT190_)	85	12/94→09/97					
1.8 i 16V (AT191)	79	01/95→09/97					
2.0 (ST191)	98	01/93→09/97					
2.0 D (CT190)	54	08/92→01/96					
2.0 i (ST191)	93	12/92→09/97					
2.0 TD (CT190_)	61	01/96→09/97					
<b>Bremsbackensatz</b>							
1.6 (AT190)	73	01/95→09/97	➔	→ 12/95		03.0137-0313.2 650313	Ø 200 x 37
1.6 (AT190)	78	10/95→09/97					
1.6 (AT190)	79	01/93→09/97	➔	01/96→		03.0137-0375.2 650375	TRW Ø 200 x 37 + HEB
1.6 16V (AT190_)	85	12/94→09/97					
1.8 i 16V (AT191)	79	01/95→09/97					
2.0 (ST191)	98	01/93→09/97					
2.0 D (CT190)	54	08/92→01/96					
2.0 i (ST191)	93	12/92→09/97					
2.0 TD (CT190_)	61	01/96→09/97	➔			03.0137-0375.2 650375	TRW Ø 200 x 37 + HEB
<b>Bremsbackensatz, Feststellbremse</b>							
2.0 GTi 16V (ST191_)	129	03/94→09/97	➔			03.0137-0402.2 650402	Ø 170 x 40
<b>Seilzug, Feststellbremse</b>							
1.6 (AT190)	73	01/95→09/97	➔	<input type="checkbox"/> ; Trommelbremse		24.3727-1932.2 581932	L= 1.780
1.6 (AT190)	78	10/95→09/97					
1.6 (AT190)	79	01/93→09/97	➔	<input checked="" type="checkbox"/> ; Trommelbremse		24.3727-1933.2 581933	L= 1.727
1.6 16V (AT190_)	85	12/94→09/97					
1.8 i 16V (AT191)	79	01/95→09/97					
2.0 (ST191)	98	01/93→09/97					
2.0 D (CT190)	54	08/92→01/96					
2.0 i (ST191)	93	12/92→09/97					
2.0 TD (CT190_)	61	01/96→09/97					
<b>TOYOTA - CELICA ( T20 ) 09/93→11/99</b>							
<b>Bremsbackensatz, Feststellbremse</b>							
1.8 i 16V (AT200/ST)	85	11/93→11/99	➔			03.0137-0402.2 650402	Ø 170 x 40
2.0 i 16V (ST202_)	125	04/96→11/99					
2.0 i 16V (ST202/GT)	129	11/93→11/99					
2.0 i Turbo 4WD (ST205)	178	02/94→11/99					
2.2 GT	100	11/93→08/99					
<b>TOYOTA - CELICA ( T23 ) 08/99→09/05</b>							
<b>Bremsbackensatz, Feststellbremse</b>							
1.8 16V TS (ZZT231_)	141	08/99→09/05	➔	11/99→		03.0137-0459.2 650459	Ø 172 x 32
1.8 16V VT-i (ZZT230_)	105	08/99→07/05					
<b>TOYOTA - CELICA Cabriolet ( T20 ) 11/93→08/99</b>							
<b>Bremsbackensatz, Feststellbremse</b>							
2.0 GTi	129	08/94→08/99	➔			03.0137-0402.2 650402	Ø 170 x 40
2.0 i 16V	125	11/93→08/99					
<b>TOYOTA - COROLLA ( E10 ) 06/91→11/99</b>							
<b>Radbremszylinder</b>							
1.3 12V (EE100_)	53	07/92→04/97	➔	<input type="checkbox"/> ; → 05/95		24.3217-1733.3 020559	Ø 17,46 ALU
			➔	<input type="checkbox"/> ; → 05/95		24.3217-1734.3 020560	Ø 17,46 ALU
1.3 XLI (EE101_)	55	09/95→04/97	➔	<input type="checkbox"/>		24.3217-1733.3 020559	Ø 17,46 ALU
1.3 XLI 16V (EE101)	65	07/92→09/95				24.3219-1729.3 020446	Ø 19,05 GG
1.6	76	07/92→07/95					
1.6	85	05/92→07/95	➔	<input type="checkbox"/>		24.3217-1734.3 020560	Ø 17,46 ALU
1.6 Si (AE101_)	84	09/95→04/97				24.3219-1730.3 020447	Ø 19,05 GG
2.0 D (CE100_)	53	07/92→04/97					
<b>Zubehörsatz, Bremsbacken</b>							
1.3 12V (EE100_)	53	07/92→04/97	➔	→ 05/95		03.0137-9114.2 669114	
1.3 XLI (EE101_)	55	09/95→04/97	➔			03.0137-9114.2 669114	
1.3 XLI 16V (EE101)	65	07/92→09/95					
1.6	76	07/92→07/95					
1.6	85	05/92→07/95					
1.6 Si (AE101_)	84	09/95→04/97					
2.0 D (CE100_)	53	07/92→04/97					
↓							










	kW			 	! #		
<b>TOYOTA - COROLLA (E10) 06/91→11/99</b>							
 <b>Bremstrommel</b>							
1.3 12V (EE100_)	53	07/92→04/97	➔	→ 05/95		<b>24.0220-0023.1 480084</b>	∅ 200,0 x 56 / 201
1.3 XLI (EE101_)	55	09/95→04/97	➔			<b>24.0220-0023.1 480084</b>	∅ 200,0 x 56 / 201
1.3 XLI 16V (EE101)	65	07/92→09/95					
1.6	76	07/92→07/95					
1.6	85	05/92→07/95					
1.6 Si (AE101_)	84	09/95→04/97					
2.0 D (CE100_)	53	07/92→04/97					
 <b>Bremsbackensatz</b>							
1.3 12V (EE100_)	53	07/92→04/97	➔	→ 05/95		<b>03.0137-0221.2 650221</b>	∅ 200 x 37
						<b>03.0137-0313.2 650313</b>	∅ 200 x 37
1.3 XLI (EE101_)	55	09/95→04/97	➔			<b>03.0137-0221.2 650221</b>	∅ 200 x 37
1.3 XLI 16V (EE101)	65	07/92→09/95				<b>03.0137-0313.2 650313</b>	∅ 200 x 37
1.6	76	07/92→07/95					
1.6	85	05/92→07/95					
1.6 Si (AE101_)	84	09/95→04/97					
2.0 D (CE100_)	53	07/92→04/97					
 <b>Seilzug, Feststellbremse</b>							
1.3 12V (EE100_)	53	07/92→04/97	➔	☐; → 05/93; Trommelbremse		<b>24.3727-1907.2 581907</b>	L= 1.585
1.3 XLI 16V (EE101)	65	07/92→09/95	➔	☐; → 05/93; Trommelbremse		<b>24.3727-1908.2 581908</b>	L= 1.603
1.6	76	07/92→07/95	➔				
1.6	85	05/92→07/95					
2.0 D (CE100_)	53	07/92→04/97					
1.6 i 20V (AE101)	117	06/91→08/98	➔	☐; 05/92→ 05/93; Trommelbremse		<b>24.3727-1907.2 581907</b>	L= 1.585
			➔	☐; 05/92→ 05/93; Trommelbremse		<b>24.3727-1908.2 581908</b>	L= 1.603
			➔	☐; 05/92→ 05/95; Scheibenbremse		<b>24.3727-1922.2 581922</b>	L= 1.448
			➔	☐; 05/92→ 05/95; Scheibenbremse		<b>24.3727-1923.2 581923</b>	L= 1.457
<b>TOYOTA - COROLLA (E11) 04/97→06/02</b>							
 <b>Radbremszylinder</b>							
1.3	55	05/97→10/01	➔	☐		<b>24.3217-1733.3 020559</b>	∅ 17,46 ALU
			➔	☐		<b>24.3217-1734.3 020560</b>	∅ 17,46 ALU
1.4 (EE111_)	63	04/97→02/00	➔	☐; 05/97→ 01/00		<b>24.3219-1729.3 020446</b>	∅ 19,05 GG
1.6	81	04/97→02/00	➔				
1.6 Aut. (AE111_)	79	04/97→02/00	➔	☐; 05/97→ 01/00		<b>24.3219-1730.3 020447</b>	∅ 19,05 GG
2.0 D (CE110_)	53	04/97→02/00					
1.4 16V (ZZE111_)	71	02/00→11/01	➔	☐		<b>24.3219-1729.3 020446</b>	∅ 19,05 GG
1.6 16V (ZZE112_)	81	02/00→11/01	➔	☐		<b>24.3219-1730.3 020447</b>	∅ 19,05 GG
1.9 D (WZE110_)	51	02/00→11/01					
1.6 i 20V (AE111)	121	08/98→08/00	➔	☐; → 01/00		<b>24.3219-1729.3 020446</b>	∅ 19,05 GG
			➔	☐; → 01/00		<b>24.3219-1730.3 020447</b>	∅ 19,05 GG
1.8	85	08/98→06/02	➔	☐; → 12/01		<b>24.3219-1729.3 020446</b>	∅ 19,05 GG
			➔	☐; → 12/01		<b>24.3219-1730.3 020447</b>	∅ 19,05 GG
<b>Zubehörsatz, Bremsbacken</b>							
1.3	55	05/97→10/01	➔			<b>03.0137-9114.2 669114</b>	
1.4 (EE111_)	63	04/97→02/00	➔	05/97→ 01/00		<b>03.0137-9114.2 669114</b>	
1.6	81	04/97→02/00					TRW
1.6 Aut. (AE111_)	79	04/97→02/00				<b>03.0137-9301.2 669301</b>	TRW
2.0 D (CE110_)	53	04/97→02/00					
1.4 16V (ZZE111_)	71	02/00→11/01	➔			<b>03.0137-9114.2 669114</b>	
1.6 16V (ZZE112_)	81	02/00→11/01	➔			<b>03.0137-9301.2 669301</b>	TRW
1.9 D (WZE110_)	51	02/00→11/01					
1.6 i 20V (AE111)	121	08/98→08/00	➔	→ 01/00		<b>03.0137-9114.2 669114</b>	
						<b>03.0137-9301.2 669301</b>	TRW
1.8	85	08/98→06/02	➔	→ 12/01		<b>03.0137-9114.2 669114</b>	
			➔	→ 12/01		<b>03.0137-9301.2 669301</b>	TRW
 <b>Bremstrommel</b>							
1.3	55	05/97→10/01	➔			<b>24.0220-0023.1 480084</b>	∅ 200,0 x 56 / 201
1.4 16V (ZZE111_)	71	02/00→11/01					
1.6 16V (ZZE112_)	81	02/00→11/01					
1.9 D (WZE110_)	51	02/00→11/01					
1.4 (EE111_)	63	04/97→02/00	➔	05/97→ 01/00		<b>24.0220-0023.1 480084</b>	∅ 200,0 x 56 / 201
2.0 D (CE110_)	53	04/97→02/00					
1.6	81	04/97→02/00	➔	09/98→		<b>24.0220-0023.1 480084</b>	∅ 200,0 x 56 / 201
1.6 Aut. (AE111_)	79	04/97→02/00					
1.6 i 20V (AE111)	121	08/98→08/00	➔	09/98→ 02/00		<b>24.0220-0023.1 480084</b>	∅ 200,0 x 56 / 201
↓							













	kW				! #		
<b>TOYOTA - COROLLA (_E11_) 04/97→06/02</b>							
<b>Bremsbackensatz</b>							
1.3	55	05/97→10/01	➡			03.0137-0313.2 650313	Ø 200 x 37
1.4 (EE111_)	63	04/97→02/00	➡	05/97→ 01/00		03.0137-0313.2 650313	Ø 200 x 37
1.6	81	04/97→02/00	➡				
1.6 Aut. (AE111_)	79	04/97→02/00	➡	05/97→ 01/00; Made in Großbritannien		03.0137-0375.2 650375	TRW Ø 200 x 37 + HEB
2.0 D (CE110_)	53	04/97→02/00	➡				
1.4 16V (ZZE111_)	71	02/00→11/01	➡			03.0137-0313.2 650313	Ø 200 x 37
1.6 16V (ZZE112_)	81	02/00→11/01	➡				
1.9 D (WZE110_)	51	02/00→11/01	➡	Made in Großbritannien		03.0137-0375.2 650375	TRW Ø 200 x 37 + HEB
1.6 i 20V (AE111)	121	08/98→08/00	➡	→ 01/00		03.0137-0313.2 650313	Ø 200 x 37
			➡	→ 01/00; Made in Großbritannien		03.0137-0375.2 650375	TRW Ø 200 x 37 + HEB
1.8	85	08/98→06/02	➡	→ 12/01		03.0137-0313.2 650313	Ø 200 x 37
			➡	→ 12/01; Made in Großbritannien		03.0137-0375.2 650375	TRW Ø 200 x 37 + HEB
<b>Seilzug, Feststellbremse</b>							
1.3	55	05/97→10/01	←	; 09/98→		24.3727-1918.2 581918	L= 292
			←	; → 08/98; Trommelbremse		24.3727-1918.2 581918	L= 292
			➡	; → 08/98; Trommelbremse		24.3727-1907.2 581907	L= 1.585
			➡	; → 08/98; Trommelbremse		24.3727-1908.2 581908	L= 1.603
			➡	; 09/98→		24.3727-1935.2 581935	L= 1.585
			➡	; 09/98→		24.3727-1936.2 581936	L= 1.576
1.4 (EE111_)	63	04/97→02/00	←	; 08/98→ 01/00; Scheibenbremse		24.3727-1918.2 581918	L= 292
1.6	81	04/97→02/00	←	; 05/97→ 07/98; Trommelbremse		24.3727-1918.2 581918	L= 292
1.6 Aut. (AE111_)	79	04/97→02/00	←	; 05/97→ 07/98; Trommelbremse		24.3727-1907.2 581907	L= 1.585
2.0 D (CE110_)	53	04/97→02/00	➡	; 05/97→ 07/98; Trommelbremse		24.3727-1908.2 581908	L= 1.603
			➡	; 08/98→ 01/00; Scheibenbremse		24.3727-1922.2 581922	L= 1.448
			➡	; 08/98→ 01/00; Scheibenbremse		24.3727-1923.2 581923	L= 1.457
1.4 16V (ZZE111_)	71	02/00→11/01	←	; Trommelbremse		24.3727-1918.2 581918	L= 292
1.6 16V (ZZE112_)	81	02/00→11/01	←	; Scheibenbremse		24.3727-1918.2 581918	L= 292
1.9 D (WZE110_)	51	02/00→11/01	➡	; Trommelbremse		24.3727-1907.2 581907	L= 1.585
			➡	; Trommelbremse		24.3727-1908.2 581908	L= 1.603
			➡	; Scheibenbremse		24.3727-1922.2 581922	L= 1.448
			➡	; Scheibenbremse		24.3727-1923.2 581923	L= 1.457
1.6 i 20V (AE111)	121	08/98→08/00	←	; → 01/00; Scheibenbremse		24.3727-1918.2 581918	L= 292
			➡	; → 01/00; Scheibenbremse		24.3727-1922.2 581922	L= 1.448
			➡	; → 01/00; Scheibenbremse		24.3727-1923.2 581923	L= 1.457
2.0 D-4D (CDE110_)	66	09/00→11/01	←	; Scheibenbremse		24.3727-1918.2 581918	L= 292
			➡	; Scheibenbremse		24.3727-1922.2 581922	L= 1.448
			➡	; Scheibenbremse		24.3727-1923.2 581923	L= 1.457
<b>TOYOTA - COROLLA (_E12_) 01/01→02/07</b>							
<b>Radbremsszylinder</b>							
1.8 4WD	100	12/01→02/07	➡	; → 12/01		24.3219-1729.3 020446	Ø 19,05 GG
			➡	; → 12/01		24.3219-1730.3 020447	Ø 19,05 GG
<b>Zubehörsatz, Bremsbacken</b>							
1.8 4WD	100	12/01→02/07	➡	→ 12/01		03.0137-9114.2 669114	
			➡	→ 12/01		03.0137-9301.2 669301	TRW
<b>Bremsbackensatz</b>							
1.8 4WD	100	12/01→02/07	➡	→ 12/01		03.0137-0313.2 650313	Ø 200 x 37
			➡	→ 12/01; Made in Großbritannien		03.0137-0375.2 650375	TRW Ø 200 x 37 + HEB
<b>Bremsbackensatz, Feststellbremse</b>							
1.4 D (NDE120_)	66	07/04→02/07	➡	→ 10/06		03.0137-0464.2 650464	Ø 172 x 22 + HEB
1.8 VVTi	100	06/04→02/07					
1.8 VVTL-i TS (ZZE123_)	160	10/05→12/06					
1.8 VVTL-i TS (ZZE123_)	165	02/05→02/07					
↓							














	kw			 	! #		
<b>TOYOTA - COROLLA (_E12_) 01/01→02/07</b>							
 <b>Bremsbackensatz, Feststellbremse</b>							
1.4 VVT-i (ZZE120_)	71	01/02→12/06	➡	→ 05/04; Made in Japan		<b>03.0137-0459.2 650459</b>	Ø 172 x 32
			➡	02/02→ 05/04; Made in Großbritannien		<b>03.0137-0464.2 650464</b>	Ø 172 x 22 + HEB
			➡	06/04→ 10/06		<b>03.0137-0464.2 650464</b>	Ø 172 x 22 + HEB
1.6 VVT-i (ZZE121_)	81	01/02→12/06	➡	→ 05/04; Made in Japan		<b>03.0137-0459.2 650459</b>	Ø 172 x 32
			➡	08/02→ 05/04; Made in Großbritannien		<b>03.0137-0464.2 650464</b>	Ø 172 x 22 + HEB
			➡	06/04→ 10/06		<b>03.0137-0464.2 650464</b>	Ø 172 x 22 + HEB
1.8 VVTL-i TS 2.0 D-4D (CDE120R_ CDE120L_)	141 81	01/02→02/07 01/02→12/06	➡	→ 05/04; Made in Großbritannien		<b>03.0137-0464.2 650464</b>	Ø 172 x 22 + HEB
2.0 D-4D (CDE120_)	66	01/02→12/06	➡	→ 05/04; Made in Japan		<b>03.0137-0459.2 650459</b>	Ø 172 x 32
			➡	08/02→ 05/04; Made in Großbritannien		<b>03.0137-0464.2 650464</b>	Ø 172 x 22 + HEB
2.0 D-4D (CDE120R_ CDE120L_)	85	05/03→02/07	➡	06/04→ 10/06		<b>03.0137-0464.2 650464</b>	Ø 172 x 22 + HEB
			➡	→ 05/04; Made in Großbritannien		<b>03.0137-0464.2 650464</b>	Ø 172 x 22 + HEB
<b>Zubehörsatz, Feststellbremsbacken</b>							
1.4 D (NDE120_)	66	07/04→02/07	➡	→ 10/06		<b>03.0137-9294.2 669294</b>	
1.8 VVTi	100	06/04→02/07					
1.8 VVTL-i TS (ZZE123_)	160	10/05→12/06					
1.8 VVTL-i TS (ZZE123_)	165	02/05→02/07					
1.4 VVT-i (ZZE120_)	71	01/02→12/06	➡	02/02→ 05/04; Made in Großbritannien		<b>03.0137-9294.2 669294</b>	
			➡	06/04→ 10/06		<b>03.0137-9294.2 669294</b>	
1.6 VVT-i (ZZE121_)	81	01/02→12/06	➡	08/02→ 05/04; Made in Großbritannien		<b>03.0137-9294.2 669294</b>	
			➡	06/04→ 10/06		<b>03.0137-9294.2 669294</b>	
1.8 VVTL-i TS 2.0 D-4D (CDE120R_ CDE120L_)	141 81	01/02→02/07 01/02→12/06	➡	→ 05/04; Made in Großbritannien		<b>03.0137-9294.2 669294</b>	
2.0 D-4D (CDE120_)	66	01/02→12/06	➡	08/02→ 05/04; Made in Großbritannien		<b>03.0137-9294.2 669294</b>	
2.0 D-4D (CDE120R_ CDE120L_)	85	05/03→02/07	➡	06/04→ 10/06		<b>03.0137-9294.2 669294</b>	
			➡	→ 05/04; Made in Großbritannien		<b>03.0137-9294.2 669294</b>	
 <b>Seilzug, Feststellbremse</b>							
1.4 D (NDE120_)	66	07/04→02/07	⬅	☒; → 10/06; Scheibenbremse		<b>24.3727-1919.2 581919</b>	L= 398
1.8 VVTi	100	06/04→02/07	➡	☐; → 10/06; Scheibenbremse		<b>24.3727-1928.2 581928</b>	L= 1.637
1.8 VVTL-i TS (ZZE123_)	160	10/05→12/06	➡	☒; → 10/06; Scheibenbremse		<b>24.3727-1929.2 581929</b>	L= 1.698
1.8 VVTL-i TS (ZZE123_)	165	02/05→02/07					
1.4 VVT-i (ZZE120_)	71	01/02→12/06	⬅	☒; → 05/04; Made in Japan; Scheibenbremse		<b>24.3727-1919.2 581919</b>	L= 398
			⬅	☒; 02/02→ 05/04; Made in Großbritannien; Scheibenbremse		<b>24.3727-1919.2 581919</b>	L= 398
			⬅	☒; 06/04→ 10/06; Scheibenbremse		<b>24.3727-1919.2 581919</b>	L= 398
			➡	☐; → 05/04; Made in Japan; Scheibenbremse		<b>24.3727-1926.2 581926</b>	L= 1.616
			➡	☒; → 05/04; Made in Japan; Scheibenbremse		<b>24.3727-1927.2 581927</b>	L= 1.688
			➡	☐; 02/02→ 05/04; Made in Großbritannien; Scheibenbremse		<b>24.3727-1928.2 581928</b>	L= 1.637
			➡	☐; 06/04→ 10/06; Scheibenbremse		<b>24.3727-1928.2 581928</b>	L= 1.637
			➡	☒; 06/04→ 10/06; Scheibenbremse		<b>24.3727-1929.2 581929</b>	L= 1.698
			➡	☐; 02/02→ 05/04; Made in Großbritannien; Scheibenbremse		<b>24.3727-1929.2 581929</b>	L= 1.698
1.6 VVTi	91	10/06→02/07	➡	☒; 11/06→; Scheibenbremse		<b>24.3727-1935.2 581935</b>	L= 1.585
			➡	☐; 11/06→; Scheibenbremse		<b>24.3727-1936.2 581936</b>	L= 1.576
1.6 VVT-i (ZZE121_)	81	01/02→12/06	⬅	☒; 08/02→ 05/04; Made in Großbritannien; Scheibenbremse		<b>24.3727-1919.2 581919</b>	L= 398
			⬅	☒; → 05/04; Made in Japan; Scheibenbremse		<b>24.3727-1919.2 581919</b>	L= 398
			⬅	☒; 06/04→ 10/06; Scheibenbremse		<b>24.3727-1919.2 581919</b>	L= 398
			⬅	☒; 02/04→ 10/06; Scheibenbremse		<b>24.3727-1919.2 581919</b>	L= 398




























	kw			 	! #		
<b>TOYOTA - COROLLA (E12_) 01/01→02/07</b>							
 <b>Seilzug, Feststellbremse</b>							
1.6 VVT-i (ZZE121_)	81	01/02→12/06	➡	☐; → 05/04; Made in Japan; Scheibenbremse	24.3727-1926.2	581926	L= 1.616
			➡	☐; → 05/04; Made in Japan; Scheibenbremse	24.3727-1927.2	581927	L= 1.688
			➡	☐; 08/02→ 05/04; Made in Großbritannien; Scheibenbremse	24.3727-1928.2	581928	L= 1.637
			➡	☐; 06/04→ 10/06; Scheibenbremse	24.3727-1928.2	581928	L= 1.637
			➡	☐; 02/04→ 10/06; Scheibenbremse	24.3727-1928.2	581928	L= 1.637
			➡	☐; 08/02→ 05/04; Made in Großbritannien; Scheibenbremse	24.3727-1929.2	581929	L= 1.698
			➡	☐; 06/04→ 10/06; Scheibenbremse	24.3727-1929.2	581929	L= 1.698
			➡	☐; 02/04→ 10/06; Scheibenbremse	24.3727-1929.2	581929	L= 1.698
1.8 VVTL-i TS 2.0 D-4D (CDE120R_ CDE120L_)	141 81	01/02→02/07 01/02→12/06	←	☐; → 05/04; Made in Großbritannien; Scheibenbremse	24.3727-1919.2	581919	L= 398
			➡	☐; → 05/04; Made in Großbritannien; Scheibenbremse	24.3727-1928.2	581928	L= 1.637
			➡	☐; → 05/04; Made in Großbritannien; Scheibenbremse	24.3727-1929.2	581929	L= 1.698
2.0 D-4D (CDE120_)	66	01/02→12/06	←	☐; → 05/04; Made in Japan; Scheibenbremse	24.3727-1919.2	581919	L= 398
			←	☐; 08/02→ 05/04; Made in Großbritannien; Scheibenbremse	24.3727-1919.2	581919	L= 398
			➡	☐; → 05/04; Made in Japan; Scheibenbremse	24.3727-1926.2	581926	L= 1.616
			➡	☐; → 05/04; Made in Japan; Scheibenbremse	24.3727-1927.2	581927	L= 1.688
			➡	☐; 08/02→ 05/04; Made in Großbritannien; Scheibenbremse	24.3727-1928.2	581928	L= 1.637
			➡	☐; 08/02→ 05/04; Made in Großbritannien; Scheibenbremse	24.3727-1929.2	581929	L= 1.698
2.0 D-4D (CDE120R_ CDE120L_)	85	05/03→02/07	←	☐; 06/04→ 10/06; Scheibenbremse	24.3727-1919.2	581919	L= 398
			←	☐; → 05/04; Made in Großbritannien; Scheibenbremse	24.3727-1919.2	581919	L= 398
			➡	☐; → 05/04; Made in Großbritannien; Scheibenbremse	24.3727-1928.2	581928	L= 1.637
			➡	☐; 06/04→ 10/06; Scheibenbremse	24.3727-1928.2	581928	L= 1.637
			➡	☐; → 05/04; Made in Großbritannien; Scheibenbremse	24.3727-1929.2	581929	L= 1.698
			➡	☐; 06/04→ 10/06; Scheibenbremse	24.3727-1929.2	581929	L= 1.698
<b>TOYOTA - COROLLA Combi (E12_) 03/01→02/07</b>							
 <b>Radbremszylinder</b>							
1.8 4WD	100	12/01→02/07	➡	☐; → 12/01	24.3219-1729.3	020446	Ø 19,05 GG
			➡	☐; → 12/01	24.3219-1730.3	020447	Ø 19,05 GG
<b>Zubehörsatz, Bremsbacken</b>							
1.8 4WD	100	12/01→02/07	➡	→ 12/01	03.0137-9114.2	669114	
			➡	→ 12/01	03.0137-9301.2	669301	TRW
 <b>Bremsbackensatz</b>							
1.8 4WD	100	12/01→02/07	➡	→ 12/01	03.0137-0313.2	650313	Ø 200 x 37
			➡	→ 12/01; Made in Großbritannien	03.0137-0375.2	650375	TRW Ø 200 x 37 + HEB
 <b>Bremsbackensatz, Feststellbremse</b>							
1.4 D4-D (NDE120_)	66	07/04→02/07	➡	→ 10/06	03.0137-0464.2	650464	Ø 172 x 22 + HEB
1.8	100	06/04→02/07					
1.4 VVT-i (ZZE120_)	71	01/02→02/07	➡	→ 05/04; Made in Japan	03.0137-0459.2	650459	Ø 172 x 32
			➡	02/02→ 05/04; Made in Großbritannien	03.0137-0464.2	650464	Ø 172 x 22 + HEB
			➡	06/04→ 10/06	03.0137-0464.2	650464	Ø 172 x 22 + HEB
1.6 VVT-i (ZZE121_)	81	01/02→02/07	➡	→ 05/04; Made in Japan	03.0137-0459.2	650459	Ø 172 x 32
			➡	08/02→ 05/04; Made in Großbritannien	03.0137-0464.2	650464	Ø 172 x 22 + HEB
↓							

	kw			 	! #					
<b>TOYOTA - COROLLA Combi ( E12 ) 03/01→02/07</b>										
<b> Bremsbackensatz, Feststellbremse</b>										
1.6 VVT-i (ZZE121_)	81	01/02→02/07	➡	06/04→ 10/06		<b>03.0137-0464.2 650464</b>	Ø 172 x 22 + HEB			
2.0 D-4D (CDE120_)	66	01/02→02/07	➡	→ 05/04; Made in Japan		<b>03.0137-0459.2 650459</b>	Ø 172 x 32			
			➡	08/02→ 05/04; Made in Großbritannien		<b>03.0137-0464.2 650464</b>	Ø 172 x 22 + HEB			
2.0 D-4D (CDE120_)	85	04/04→02/07	➡	06/04→ 10/06		<b>03.0137-0464.2 650464</b>	Ø 172 x 22 + HEB			
			➡	→ 05/04; Made in Großbritannien		<b>03.0137-0464.2 650464</b>	Ø 172 x 22 + HEB			
<b>Zubehörsatz, Feststellbremsbacken</b>										
1.4 D4-D (NDE120_)	66	07/04→02/07	➡	→ 10/06		<b>03.0137-9294.2 669294</b>				
1.8	100	06/04→02/07								
1.4 VVT-i (ZZE120_)	71	01/02→02/07	➡	02/02→ 05/04; Made in Großbritannien		<b>03.0137-9294.2 669294</b>				
			➡	06/04→ 10/06		<b>03.0137-9294.2 669294</b>				
1.6 VVT-i (ZZE121_)	81	01/02→02/07	➡	08/02→ 05/04; Made in Großbritannien		<b>03.0137-9294.2 669294</b>				
			➡	06/04→ 10/06		<b>03.0137-9294.2 669294</b>				
2.0 D-4D (CDE120_)	66	01/02→02/07	➡	08/02→ 05/04; Made in Großbritannien		<b>03.0137-9294.2 669294</b>				
2.0 D-4D (CDE120_)	85	04/04→02/07	➡	06/04→ 10/06		<b>03.0137-9294.2 669294</b>				
			➡	→ 05/04; Made in Großbritannien		<b>03.0137-9294.2 669294</b>				
<b> Seilzug, Feststellbremse</b>										
1.4 D4-D (NDE120_)	66	07/04→02/07	←	⬆; → 10/06; Scheibenbremse		<b>24.3727-1919.2 581919</b>	L= 398			
			1.8	100	06/04→02/07	➡	⬇; → 10/06; Scheibenbremse		<b>24.3727-1928.2 581928</b>	L= 1.637
						➡	⬇; → 10/06; Scheibenbremse		<b>24.3727-1929.2 581929</b>	L= 1.698
1.4 VVT-i (ZZE120_)	71	01/02→02/07	←	⬆; → 05/04; Made in Japan; Scheibenbremse		<b>24.3727-1919.2 581919</b>	L= 398			
			←	⬆; 02/02→ 05/04; Made in Großbritannien; Scheibenbremse		<b>24.3727-1919.2 581919</b>	L= 398			
			←	⬆; 06/04→ 10/06; Scheibenbremse		<b>24.3727-1919.2 581919</b>	L= 398			
			➡	⬇; → 05/04; Made in Japan; Scheibenbremse		<b>24.3727-1926.2 581926</b>	L= 1.616			
			➡	⬇; → 05/04; Made in Japan; Scheibenbremse		<b>24.3727-1927.2 581927</b>	L= 1.688			
			➡	⬇; 02/02→ 05/04; Made in Großbritannien; Scheibenbremse		<b>24.3727-1928.2 581928</b>	L= 1.637			
			➡	⬇; 06/04→ 10/06; Scheibenbremse		<b>24.3727-1928.2 581928</b>	L= 1.637			
			➡	⬇; 06/04→ 10/06; Scheibenbremse		<b>24.3727-1929.2 581929</b>	L= 1.698			
			➡	⬇; 02/02→ 05/04; Made in Großbritannien; Scheibenbremse		<b>24.3727-1929.2 581929</b>	L= 1.698			
			1.6 VVT-i (ZZE121_)	81	01/02→02/07	←	⬆; 08/02→ 05/04; Made in Großbritannien; Scheibenbremse		<b>24.3727-1919.2 581919</b>	L= 398
						←	⬆; → 05/04; Made in Japan; Scheibenbremse		<b>24.3727-1919.2 581919</b>	L= 398
						←	⬆; 06/04→ 10/06; Scheibenbremse		<b>24.3727-1919.2 581919</b>	L= 398
←	⬆; 02/04→ 10/06; Scheibenbremse					<b>24.3727-1919.2 581919</b>	L= 398			
➡	⬇; → 05/04; Made in Japan; Scheibenbremse					<b>24.3727-1926.2 581926</b>	L= 1.616			
➡	⬇; → 05/04; Made in Japan; Scheibenbremse					<b>24.3727-1927.2 581927</b>	L= 1.688			
➡	⬇; 08/02→ 05/04; Made in Großbritannien; Scheibenbremse					<b>24.3727-1928.2 581928</b>	L= 1.637			
➡	⬇; 06/04→ 10/06; Scheibenbremse					<b>24.3727-1928.2 581928</b>	L= 1.637			
➡	⬇; 02/04→ 10/06; Scheibenbremse					<b>24.3727-1928.2 581928</b>	L= 1.637			
➡	⬇; 08/02→ 05/04; Made in Großbritannien; Scheibenbremse					<b>24.3727-1929.2 581929</b>	L= 1.698			
2.0 D-4D (CDE120_)	66	01/02→02/07	←	⬆; → 05/04; Made in Japan; Scheibenbremse		<b>24.3727-1919.2 581919</b>	L= 398			
			↓							

	kw					! #		
<b>TOYOTA - COROLLA Combi ( _E12_ ) 03/01→02/07</b>								
 <b>Seilzug, Feststellbremse</b>								
2.0 D-4D (CDE120_)	66	01/02→02/07	←	⬆; 08/02→05/04; Made in Großbritannien; Scheibenbremse	24.3727-1919.2	581919	L= 398	
			→	☐; → 05/04; Made in Japan; Scheibenbremse	24.3727-1926.2	581926	L= 1.616	
			→	☐; → 05/04; Made in Japan; Scheibenbremse	24.3727-1927.2	581927	L= 1.688	
			→	☐; 08/02→05/04; Made in Großbritannien; Scheibenbremse	24.3727-1928.2	581928	L= 1.637	
			→	☐; 08/02→05/04; Made in Großbritannien; Scheibenbremse	24.3727-1929.2	581929	L= 1.698	
2.0 D-4D (CDE120_)	85	04/04→02/07	←	⬆; 06/04→10/06; Scheibenbremse	24.3727-1919.2	581919	L= 398	
			←	⬆; → 05/04; Made in Großbritannien; Scheibenbremse	24.3727-1919.2	581919	L= 398	
			→	☐; → 05/04; Made in Großbritannien; Scheibenbremse	24.3727-1928.2	581928	L= 1.637	
			→	☐; 06/04→10/06; Scheibenbremse	24.3727-1928.2	581928	L= 1.637	
			→	☐; → 05/04; Made in Großbritannien; Scheibenbremse	24.3727-1929.2	581929	L= 1.698	
			→	☐; 06/04→10/06; Scheibenbremse	24.3727-1929.2	581929	L= 1.698	
<b>TOYOTA - COROLLA Compact ( _E10_ ) 05/92→11/99</b>								
 <b>Radbremszylinder</b>								
1.3 12V (EE100_)	53	07/92→05/95	→	☐	24.3217-1733.3	020559	∅ 17,46 ALU	
1.8 GT (AE102_)	86	11/92→05/95	→	☐	24.3217-1734.3	020560	∅ 17,46 ALU	
1.3 XLI (EE101_)	55	09/95→04/97	→	☐	24.3217-1733.3	020559	∅ 17,46 ALU	
1.3 XLI 16V (EE101)	65	07/92→09/95	→	☐	24.3219-1729.3	020446	∅ 19,05 GG	
1.6 Si (AE101_)	84	07/92→04/97	→	☐	24.3217-1734.3	020560	∅ 17,46 ALU	
2.0 D (CE100_)	53	07/92→04/97	→	☐	24.3219-1730.3	020447	∅ 19,05 GG	
1.6 i (AE101)	78	09/94→11/99	→	☐; → 04/97	24.3217-1733.3	020559	∅ 17,46 ALU	
			→	☐; → 04/97	24.3219-1729.3	020446	∅ 19,05 GG	
			→	☐; → 04/97	24.3217-1734.3	020560	∅ 17,46 ALU	
<b>Zubehörsatz, Bremsbacken</b>								
1.3 12V (EE100_)	53	07/92→05/95	→		03.0137-9114.2	669114		
1.3 XLI (EE101_)	55	09/95→04/97	→					
1.3 XLI 16V (EE101)	65	07/92→09/95	→					
1.6 Si (AE101_)	84	07/92→04/97	→					
1.8 GT (AE102_)	86	11/92→05/95	→					
2.0 D (CE100_)	53	07/92→04/97	→					
1.6 i (AE101)	78	09/94→11/99	→	→ 04/97	03.0137-9114.2	669114		
 <b>Bremstrommel</b>								
1.3 12V (EE100_)	53	07/92→05/95	→		24.0220-0023.1	480084	∅ 200,0 x 56 / 201	
1.3 XLI (EE101_)	55	09/95→04/97	→					
1.3 XLI 16V (EE101)	65	07/92→09/95	→					
1.6 Si (AE101_)	84	07/92→04/97	→					
1.8 GT (AE102_)	86	11/92→05/95	→					
2.0 D (CE100_)	53	07/92→04/97	→					
1.6 i (AE101)	78	09/94→11/99	→	→ 04/97	24.0220-0023.1	480084	∅ 200,0 x 56 / 201	
 <b>Bremsbackensatz</b>								
1.3 12V (EE100_)	53	07/92→05/95	→		03.0137-0221.2	650221	∅ 200 x 37	
1.3 XLI (EE101_)	55	09/95→04/97	→		03.0137-0313.2	650313	∅ 200 x 37	
1.3 XLI 16V (EE101)	65	07/92→09/95	→					
1.6 Si (AE101_)	84	07/92→04/97	→					
2.0 D (CE100_)	53	07/92→04/97	→					
1.6 i (AE101)	78	09/94→11/99	→	→ 04/97	03.0137-0221.2	650221	∅ 200 x 37	
					03.0137-0313.2	650313	∅ 200 x 37	
1.8 GT (AE102_)	86	11/92→05/95	→		03.0137-0313.2	650313	∅ 200 x 37	
 <b>Seilzug, Feststellbremse</b>								
1.3 12V (EE100_)	53	07/92→05/95	→	☐; → 05/93; Trommelbremse	24.3727-1907.2	581907	L= 1.585	
1.3 XLI 16V (EE101)	65	07/92→09/95	→	☐; → 05/93; Trommelbremse	24.3727-1908.2	581908	L= 1.603	
1.6 Si (AE101_)	84	07/92→04/97	→					
2.0 D (CE100_)	53	07/92→04/97	→					
↓								

	kw			 	! #		
<b>TOYOTA - COROLLA Compact (_E10_) 05/92→11/99</b>							
 <b>Seilzug, Feststellbremse</b>							
1.8 GT (AE102_)	86	11/92→05/95	➡	<input type="checkbox"/> ; Trommelbremse		24.3727-1907.2 581907	L= 1.585
			➡	<input checked="" type="checkbox"/> ; Trommelbremse		24.3727-1908.2 581908	L= 1.603
			➡	<input type="checkbox"/> ; Scheibenbremse		24.3727-1922.2 581922	L= 1.448
			➡	<input checked="" type="checkbox"/> ; Scheibenbremse		24.3727-1923.2 581923	L= 1.457
<b>TOYOTA - COROLLA Compact (_E11_) 04/97→01/02</b>							
 <b>Radbremszylinder</b>							
1.4 (EE111_)	63	04/97→02/00	➡	<input checked="" type="checkbox"/> ; 05/97→ 01/00		24.3219-1729.3 020446	Ø 19,05 GG
1.6 (AE111_)	81	04/97→02/00					
1.6 Aut. (AE111_)	79	04/97→02/00	➡	<input checked="" type="checkbox"/> ; 05/97→ 01/00		24.3219-1730.3 020447	Ø 19,05 GG
2.0 D (CE110_)	53	04/97→02/00					
1.4 (ZZE111_)	71	02/00→01/02	➡	<input checked="" type="checkbox"/> ; → 12/01		24.3219-1729.3 020446	Ø 19,05 GG
1.6 (ZZE112_)	81	02/00→01/02					
1.9 D (WZE110_)	51	02/00→01/02	➡	<input checked="" type="checkbox"/> ; → 12/01		24.3219-1730.3 020447	Ø 19,05 GG
<b>Zubehörsatz, Bremsbacken</b>							
1.4 (EE111_)	63	04/97→02/00	➡	05/97→ 01/00		03.0137-9114.2 669114	
1.6 (AE111_)	81	04/97→02/00					
1.6 Aut. (AE111_)	79	04/97→02/00				03.0137-9301.2 669301	TRW
2.0 D (CE110_)	53	04/97→02/00					
1.4 (ZZE111_)	71	02/00→01/02	➡	→ 12/01		03.0137-9114.2 669114	
1.6 (ZZE112_)	81	02/00→01/02					
1.9 D (WZE110_)	51	02/00→01/02				03.0137-9301.2 669301	TRW
 <b>Bremstrommel</b>							
1.4 (EE111_)	63	04/97→02/00	➡	05/97→ 01/00		24.0220-0023.1 480084	Ø 200,0 x 56 / 201
2.0 D (CE110_)	53	04/97→02/00					
1.4 (ZZE111_)	71	02/00→01/02	➡	→ 12/01		24.0220-0023.1 480084	Ø 200,0 x 56 / 201
1.6 (ZZE112_)	81	02/00→01/02					
1.9 D (WZE110_)	51	02/00→01/02					
1.6 (AE111_)	81	04/97→02/00	➡	09/98→		24.0220-0023.1 480084	Ø 200,0 x 56 / 201
1.6 Aut. (AE111_)	79	04/97→02/00					
 <b>Bremsbackensatz</b>							
1.4 (EE111_)	63	04/97→02/00	➡	05/97→ 01/00		03.0137-0313.2 650313	Ø 200 x 37
1.6 (AE111_)	81	04/97→02/00					
1.6 Aut. (AE111_)	79	04/97→02/00	➡	05/97→ 01/00; Made in Großbritannien		03.0137-0375.2 650375	TRW Ø 200 x 37 + HEB
2.0 D (CE110_)	53	04/97→02/00					
1.4 (ZZE111_)	71	02/00→01/02	➡	→ 12/01		03.0137-0313.2 650313	Ø 200 x 37
1.6 (ZZE112_)	81	02/00→01/02					
1.9 D (WZE110_)	51	02/00→01/02	➡	→ 12/01; Made in Großbritannien		03.0137-0375.2 650375	TRW Ø 200 x 37 + HEB
 <b>Seilzug, Feststellbremse</b>							
1.4 (EE111_)	63	04/97→02/00	➡	<input checked="" type="checkbox"/> ; 08/98→ 01/00; Scheibenbremse		24.3727-1918.2 581918	L= 292
1.6 (AE111_)	81	04/97→02/00					
1.6 Aut. (AE111_)	79	04/97→02/00	➡	<input checked="" type="checkbox"/> ; 05/97→ 07/98; Trommelbremse		24.3727-1918.2 581918	L= 292
2.0 D (CE110_)	53	04/97→02/00	➡	<input type="checkbox"/> ; 05/97→ 07/98; Trommelbremse		24.3727-1907.2 581907	L= 1.585
			➡	<input checked="" type="checkbox"/> ; 05/97→ 07/98; Trommelbremse		24.3727-1908.2 581908	L= 1.603
			➡	<input type="checkbox"/> ; 08/98→ 01/00; Scheibenbremse		24.3727-1922.2 581922	L= 1.448
			➡	<input checked="" type="checkbox"/> ; 08/98→ 01/00; Scheibenbremse		24.3727-1923.2 581923	L= 1.457
1.4 (ZZE111_)	71	02/00→01/02	➡	<input checked="" type="checkbox"/> ; → 12/01; Scheibenbremse		24.3727-1918.2 581918	L= 292
1.6 (ZZE112_)	81	02/00→01/02	➡	<input checked="" type="checkbox"/> ; → 12/01; Trommelbremse		24.3727-1918.2 581918	L= 292
1.9 D (WZE110_)	51	02/00→01/02	➡	<input type="checkbox"/> ; → 12/01; Trommelbremse		24.3727-1907.2 581907	L= 1.585
			➡	<input checked="" type="checkbox"/> ; → 12/01; Trommelbremse		24.3727-1908.2 581908	L= 1.603
			➡	<input type="checkbox"/> ; → 12/01; Scheibenbremse		24.3727-1922.2 581922	L= 1.448
			➡	<input checked="" type="checkbox"/> ; → 12/01; Scheibenbremse		24.3727-1923.2 581923	L= 1.457
2.0 D-4D (CDE110_)	66	09/00→01/02	➡	<input checked="" type="checkbox"/> ; → 12/01; Scheibenbremse		24.3727-1918.2 581918	L= 292
			➡	<input type="checkbox"/> ; → 12/01; Scheibenbremse		24.3727-1922.2 581922	L= 1.448
			➡	<input checked="" type="checkbox"/> ; → 12/01; Scheibenbremse		24.3727-1923.2 581923	L= 1.457
<b>TOYOTA - COROLLA LEVIN Coupe (_E10_) 06/91→08/97</b>							
 <b>Seilzug, Feststellbremse</b>							
1.6 GT	85	06/91→08/97	➡	<input type="checkbox"/> ; 05/92→ 05/93; Trommelbremse		24.3727-1907.2 581907	L= 1.585
			➡	<input checked="" type="checkbox"/> ; 05/92→ 05/93; Trommelbremse		24.3727-1908.2 581908	L= 1.603
			➡	<input type="checkbox"/> ; 05/92→ 05/95; Scheibenbremse		24.3727-1922.2 581922	L= 1.448
			➡	<input checked="" type="checkbox"/> ; 05/92→ 05/95; Scheibenbremse		24.3727-1923.2 581923	L= 1.457

	kw					! #		
<b>TOYOTA - COROLLA Liftback ( E10 ) 05/92→04/97</b>								
<b> Radbremszylinder</b>								
1.3 12V (EE100_) 1.8 GT (AE102_)	53 86	07/92→05/95 11/92→05/95	➔	<input type="checkbox"/>		24.3217-1733.3	020559	Ø 17,46 ALU
			➔	<input type="checkbox"/>		24.3217-1734.3	020560	Ø 17,46 ALU
1.3 XLI (EE101_) 1.6 GLI (AE101_) 2.0 D (CE100_)	65 84 53	07/92→04/97 07/92→04/97 07/92→04/97	➔	<input type="checkbox"/>		24.3217-1733.3	020559	Ø 17,46 ALU
			➔	<input type="checkbox"/>		24.3219-1729.3	020446	Ø 19,05 GG
			➔	<input type="checkbox"/>		24.3217-1734.3	020560	Ø 17,46 ALU
			➔	<input type="checkbox"/>		24.3219-1730.3	020447	Ø 19,05 GG
<b>Zubehörsatz, Bremsbacken</b>								
1.3 12V (EE100_) 1.3 XLI (EE101_) 1.6 GLI (AE101_) 1.8 GT (AE102_) 2.0 D (CE100_)	53 65 84 86 53	07/92→05/95 07/92→04/97 07/92→04/97 11/92→05/95 07/92→04/97	➔			03.0137-9114.2	669114	
<b> Bremstrommel</b>								
1.3 12V (EE100_) 1.3 XLI (EE101_) 1.6 GLI (AE101_) 1.8 GT (AE102_) 2.0 D (CE100_)	53 65 84 86 53	07/92→05/95 07/92→04/97 07/92→04/97 11/92→05/95 07/92→04/97	➔			24.0220-0023.1	480084	Ø 200,0 x 56 / 201
<b> Bremsbackensatz</b>								
1.3 12V (EE100_) 1.3 XLI (EE101_) 1.6 GLI (AE101_) 2.0 D (CE100_)	53 65 84 53	07/92→05/95 07/92→04/97 07/92→04/97 07/92→04/97	➔			03.0137-0221.2	650221	Ø 200 x 37
			➔			03.0137-0313.2	650313	Ø 200 x 37
1.8 GT (AE102_)	86	11/92→05/95	➔			03.0137-0313.2	650313	Ø 200 x 37
<b> Seilzug, Feststellbremse</b>								
1.3 12V (EE100_) 1.3 XLI (EE101_) 1.6 GLI (AE101_) 2.0 D (CE100_)	53 65 84 53	07/92→05/95 07/92→04/97 07/92→04/97 07/92→04/97	➔	<input type="checkbox"/> ; → 05/93; Trommelbremse		24.3727-1907.2	581907	L= 1.585
			➔	<input type="checkbox"/> ; → 05/93; Trommelbremse		24.3727-1908.2	581908	L= 1.603
1.8 GT (AE102_)	86	11/92→05/95	➔	<input type="checkbox"/> ; Trommelbremse		24.3727-1907.2	581907	L= 1.585
			➔	<input type="checkbox"/> ; Trommelbremse		24.3727-1908.2	581908	L= 1.603
			➔	<input type="checkbox"/> ; Scheibenbremse		24.3727-1922.2	581922	L= 1.448
			➔	<input type="checkbox"/> ; Scheibenbremse		24.3727-1923.2	581923	L= 1.457
<b>TOYOTA - COROLLA Liftback ( E11 ) 04/97→01/02</b>								
<b> Radbremszylinder</b>								
1.4 (EE111_) 1.6 (AE111_) 1.6 Aut. (AE111_) 2.0 D (CE110)	63 81 79 53	04/97→02/00 04/97→02/00 04/97→02/00 04/97→02/00	➔	<input type="checkbox"/> ; 05/97→ 01/00		24.3219-1729.3	020446	Ø 19,05 GG
			➔	<input type="checkbox"/> ; 05/97→ 01/00		24.3219-1730.3	020447	Ø 19,05 GG
1.4 (ZZE111_) 1.6 (ZZE112_) 1.9 D (WZE110_)	71 81 51	02/00→01/02 02/00→01/02 02/00→01/02	➔	<input type="checkbox"/> ; → 12/01		24.3219-1729.3	020446	Ø 19,05 GG
			➔	<input type="checkbox"/> ; → 12/01		24.3219-1730.3	020447	Ø 19,05 GG
<b>Zubehörsatz, Bremsbacken</b>								
1.4 (EE111_) 1.6 (AE111_) 1.6 Aut. (AE111_) 2.0 D (CE110)	63 81 79 53	04/97→02/00 04/97→02/00 04/97→02/00 04/97→02/00	➔	05/97→ 01/00		03.0137-9114.2	669114	
			➔			03.0137-9301.2	669301	TRW
1.4 (ZZE111_) 1.6 (ZZE112_) 1.9 D (WZE110_)	71 81 51	02/00→01/02 02/00→01/02 02/00→01/02	➔	→ 12/01		03.0137-9114.2	669114	
			➔			03.0137-9301.2	669301	TRW
<b> Bremstrommel</b>								
1.4 (EE111_) 2.0 D (CE110)	63 53	04/97→02/00 04/97→02/00	➔	05/97→ 01/00		24.0220-0023.1	480084	Ø 200,0 x 56 / 201
1.4 (ZZE111_) 1.6 (ZZE112_) 1.9 D (WZE110_)	71 81 51	02/00→01/02 02/00→01/02 02/00→01/02	➔	→ 12/01		24.0220-0023.1	480084	Ø 200,0 x 56 / 201
1.6 (AE111_) 1.6 Aut. (AE111_)	81 79	04/97→02/00 04/97→02/00	➔	09/98→		24.0220-0023.1	480084	Ø 200,0 x 56 / 201
<b> Bremsbackensatz</b>								
1.4 (EE111_) 1.6 (AE111_) 1.6 Aut. (AE111_) 2.0 D (CE110)	63 81 79 53	04/97→02/00 04/97→02/00 04/97→02/00 04/97→02/00	➔	05/97→ 01/00		03.0137-0313.2	650313	Ø 200 x 37
			➔	05/97→ 01/00; Made in Großbritannien		03.0137-0375.2	650375	TRW Ø 200 x 37 + HEB
1.4 (ZZE111_)	71	02/00→01/02	➔	→ 12/01		03.0137-0313.2	650313	Ø 200 x 37
↓								

	kw					! #		
<b>TOYOTA - COROLLA Liftback ( _E11_ ) 04/97→01/02</b>								
 <b>Bremsbackensatz</b>								
1.6 (ZZE112_) 1.9 D (WZE110_)	81 51	02/00→01/02 02/00→01/02	➔	→ 12/01; Made in Großbritannien			<b>03.0137-0375.2 650375</b>	TRW Ø 200 x 37 + HEB
 <b>Seilzug, Feststellbremse</b>								
1.4 (EE111_) 1.6 (AE111_) 1.6 Aut. (AE111_) 2.0 D (CE110)	63 81 79 53	04/97→02/00 04/97→02/00 04/97→02/00 04/97→02/00	← ← ➔ ➔ ➔ ➔	☒; 08/98→ 01/00; Scheibenbremse ☒; 05/97→ 07/98; Trommelbremse ☐; 05/97→ 07/98; Trommelbremse ☒; 05/97→ 07/98; Trommelbremse ☐; 08/98→ 01/00; Scheibenbremse ☒; 08/98→ 01/00; Scheibenbremse			<b>24.3727-1918.2 581918</b> <b>24.3727-1918.2 581918</b> <b>24.3727-1907.2 581907</b> <b>24.3727-1908.2 581908</b> <b>24.3727-1922.2 581922</b> <b>24.3727-1923.2 581923</b>	L= 292 L= 292 L= 1.585 L= 1.603 L= 1.448 L= 1.457
1.4 (ZZE111_) 1.6 (ZZE112_) 1.9 D (WZE110_)	71 81 51	02/00→01/02 02/00→01/02 02/00→01/02	← ← ➔ ➔ ➔ ➔	☒; → 12/01; Scheibenbremse ☒; → 12/01; Trommelbremse ☐; → 12/01; Trommelbremse ☒; → 12/01; Trommelbremse ☐; → 12/01; Scheibenbremse ☒; → 12/01; Scheibenbremse			<b>24.3727-1918.2 581918</b> <b>24.3727-1918.2 581918</b> <b>24.3727-1907.2 581907</b> <b>24.3727-1908.2 581908</b> <b>24.3727-1922.2 581922</b> <b>24.3727-1923.2 581923</b>	L= 292 L= 292 L= 1.585 L= 1.603 L= 1.448 L= 1.457
2.0 D-4D (CDE110_)	66	09/00→01/02	← ➔ ➔	☒; → 12/01; Scheibenbremse ☐; → 12/01; Scheibenbremse ☒; → 12/01; Scheibenbremse			<b>24.3727-1918.2 581918</b> <b>24.3727-1922.2 581922</b> <b>24.3727-1923.2 581923</b>	L= 292 L= 1.448 L= 1.457
<b>TOYOTA - COROLLA Stufenheck ( _E12_ ) 08/00→03/08</b>								
 <b>Bremsbackensatz, Feststellbremse</b>								
1.4 D-4D 1.4 D-4D (NDE120_) 2.0 D-4D (CDE120_)	55 66 85	07/04→07/07 07/04→07/07 06/04→07/07	➔	→ 10/06			<b>03.0137-0464.2 650464</b>	Ø 172 x 22 + HEB
1.4 VVT-i (ZZE120_) 1.6 VVT-i (ZZE121_)	71 81	08/02→07/07 08/02→07/07	➔ ➔ ➔	→ 05/04; Made in Japan 06/04→ 10/06 → 05/04; Made in Großbritannien			<b>03.0137-0459.2 650459</b> <b>03.0137-0464.2 650464</b> <b>03.0137-0464.2 650464</b>	Ø 172 x 32 Ø 172 x 22 + HEB Ø 172 x 22 + HEB
1.8	100	11/01→07/07	➔	06/04→ 10/06			<b>03.0137-0464.2 650464</b>	Ø 172 x 22 + HEB
2.0 D-4D (CDE120_)	66	08/02→07/07	➔ ➔ ➔	→ 05/04; Made in Japan 05/03→ 05/04; Made in Großbritannien → 05/04; Made in Großbritannien			<b>03.0137-0459.2 650459</b> <b>03.0137-0464.2 650464</b> <b>03.0137-0464.2 650464</b>	Ø 172 x 32 Ø 172 x 22 + HEB Ø 172 x 22 + HEB
<b>Zubehörsatz, Feststellbremsbacken</b>								
1.4 D-4D 1.4 D-4D (NDE120_) 2.0 D-4D (CDE120_)	55 66 85	07/04→07/07 07/04→07/07 06/04→07/07	➔	→ 10/06			<b>03.0137-9294.2 669294</b>	
1.4 VVT-i (ZZE120_) 1.6 VVT-i (ZZE121_)	71 81	08/02→07/07 08/02→07/07	➔ ➔	06/04→ 10/06 → 05/04; Made in Großbritannien			<b>03.0137-9294.2 669294</b> <b>03.0137-9294.2 669294</b>	
1.8	100	11/01→07/07	➔	06/04→ 10/06			<b>03.0137-9294.2 669294</b>	
2.0 D-4D (CDE120_)	66	08/02→07/07	➔ ➔	05/03→ 05/04; Made in Großbritannien → 05/04; Made in Großbritannien			<b>03.0137-9294.2 669294</b> <b>03.0137-9294.2 669294</b>	
 <b>Seilzug, Feststellbremse</b>								
1.4 D-4D 1.4 D-4D (NDE120_) 2.0 D-4D (CDE120_)	55 66 85	07/04→07/07 07/04→07/07 06/04→07/07	← ➔ ➔	☒; → 10/06; Scheibenbremse ☐; → 10/06; Scheibenbremse ☒; → 10/06; Scheibenbremse			<b>24.3727-1919.2 581919</b> <b>24.3727-1928.2 581928</b> <b>24.3727-1929.2 581929</b>	L= 398 L= 1.637 L= 1.698
1.4 VVT-i (ZZE120_)	71	08/02→07/07	← ← ← ➔ ➔ ➔ ➔	☒; → 05/04; Made in Japan; Scheibenbremse ☒; 06/04→ 10/06; Scheibenbremse ☒; → 05/04; Made in Großbritannien; Scheibenbremse ☐; → 05/04; Made in Japan; Scheibenbremse ☒; → 05/04; Made in Japan; Scheibenbremse ☐; → 05/04; Made in Großbritannien; Scheibenbremse ☐; 06/04→ 10/06; Scheibenbremse			<b>24.3727-1919.2 581919</b> <b>24.3727-1919.2 581919</b> <b>24.3727-1919.2 581919</b> <b>24.3727-1926.2 581926</b> <b>24.3727-1927.2 581927</b> <b>24.3727-1928.2 581928</b> <b>24.3727-1928.2 581928</b>	L= 398 L= 398 L= 398 L= 1.616 L= 1.688 L= 1.637 L= 1.637

**TOYOTA - COROLLA Stufenheck ( \_E12\_ ) 08/00→03/08**

**Seilzug, Feststellbremse**

1.4 VVT-i (ZZE120_)	71	08/02→07/07	➡	☐; → 05/04; Made in Großbritannien; Scheibenbremse	24.3727-1929.2	581929	L= 1.698
			➡	☐; 06/04→ 10/06; Scheibenbremse	24.3727-1929.2	581929	L= 1.698
1.6 VVT-i (ZZE121_)	81	08/02→07/07	←	☒; → 05/04; Made in Japan; Scheibenbremse	24.3727-1919.2	581919	L= 398
			←	☒; 06/04→ 10/06; Scheibenbremse	24.3727-1919.2	581919	L= 398
			←	☒; 02/04→ 10/06; Scheibenbremse	24.3727-1919.2	581919	L= 398
			←	☒; → 05/04; Made in Großbritannien; Scheibenbremse	24.3727-1919.2	581919	L= 398
			➡	☐; → 05/04; Made in Japan; Scheibenbremse	24.3727-1926.2	581926	L= 1.616
			➡	☐; → 05/04; Made in Japan; Scheibenbremse	24.3727-1927.2	581927	L= 1.688
			➡	☐; → 05/04; Made in Großbritannien; Scheibenbremse	24.3727-1928.2	581928	L= 1.637
			➡	☐; 02/04→ 10/06; Scheibenbremse	24.3727-1928.2	581928	L= 1.637
			➡	☐; 06/04→ 10/06; Scheibenbremse	24.3727-1928.2	581928	L= 1.637
			➡	☐; 02/04→ 10/06; Scheibenbremse	24.3727-1929.2	581929	L= 1.698
			➡	☐; 06/04→ 10/06; Scheibenbremse	24.3727-1929.2	581929	L= 1.698
			➡	☐; → 05/04; Made in Großbritannien; Scheibenbremse	24.3727-1929.2	581929	L= 1.698
			1.8	100	11/01→07/07	←	☒; 02/04→ 10/06; Scheibenbremse
➡	☐; 02/04→ 10/06; Scheibenbremse	24.3727-1928.2				581928	L= 1.637
➡	☐; 02/04→ 10/06; Scheibenbremse	24.3727-1929.2				581929	L= 1.698
2.0 D-4D (CDE120_)	66	08/02→07/07	←	☒; → 05/04; Made in Japan; Scheibenbremse	24.3727-1919.2	581919	L= 398
			←	☒; 05/03→ 05/04; Made in Großbritannien; Scheibenbremse	24.3727-1919.2	581919	L= 398
			←	☒; → 05/04; Made in Großbritannien; Scheibenbremse	24.3727-1919.2	581919	L= 398
			➡	☐; → 05/04; Made in Japan; Scheibenbremse	24.3727-1926.2	581926	L= 1.616
			➡	☐; → 05/04; Made in Japan; Scheibenbremse	24.3727-1927.2	581927	L= 1.688
			➡	☐; 05/03→ 05/04; Made in Großbritannien; Scheibenbremse	24.3727-1928.2	581928	L= 1.637
			➡	☐; → 05/04; Made in Großbritannien; Scheibenbremse	24.3727-1928.2	581928	L= 1.637
			➡	☐; 05/03→ 05/04; Made in Großbritannien; Scheibenbremse	24.3727-1929.2	581929	L= 1.698
➡	☐; → 05/04; Made in Großbritannien; Scheibenbremse	24.3727-1929.2	581929	L= 1.698			

**TOYOTA - COROLLA Stufenheck ( \_E15\_ ) 10/06→**













**Seilzug, Feststellbremse**

1.33 1.3 VVT-i	74 63	01/07→ 03/08→	➡	☐; 10/08→ 05/13; Scheibenbremse	24.3727-1935.2	581935	L= 1.585
			➡	☐; 10/08→ 05/13; Scheibenbremse	24.3727-1936.2	581936	L= 1.576
1.4 D-4D	66	10/06→	➡	☐; 01/09→ 05/13; Scheibenbremse	24.3727-1957.2	581957	L= 1.886
			➡	☐; 01/09→ 05/13; Scheibenbremse	24.3727-1958.2	581958	L= 1.917
1.4 VVT-i 1.6 CNG 1.6 Dual VVTi (ZRE141) 1.6 VVT-i	71 80 91 81	01/07→ 08/07→ 01/07→ 08/07→	➡	☐; → 12/08; Scheibenbremse	24.3727-1935.2	581935	L= 1.585
			➡	☐; → 12/08; Scheibenbremse	24.3727-1936.2	581936	L= 1.576
1.6	97	01/09→	➡	☐; → 05/13; Scheibenbremse	24.3727-1935.2	581935	L= 1.585
			➡	☐; → 05/13; Scheibenbremse	24.3727-1936.2	581936	L= 1.576
2.0 D-4D	93	01/07→	➡	☐; → 05/13; Scheibenbremse	24.3727-1957.2	581957	L= 1.886
			➡	☐; → 05/13; Scheibenbremse	24.3727-1958.2	581958	L= 1.917

**TOYOTA - COROLLA Verso ( \_E12\_ ) 07/01→07/04**

















**Bremsbackensatz, Feststellbremse**















1.6 VVT-i (ZZE121_)	81	01/02→05/04	➡		03.0137-0459.2	650459	Ø 172 x 32
1.8 VVT-i (ZZE122_)	99	01/02→05/04					
2.0 D-4D (CDE120_)	66	01/02→05/04					
↓							












	kw					! #		
<b>TOYOTA - COROLLA Verso (_E12_) 07/01→07/04</b>								
 <b>Bremsbackensatz, Feststellbremse</b>								
2.0 D-4D (CDE120_)	85	09/01→07/04	➡	06/04→			03.0137-0464.2 650464	Ø 172 x 22 + HEB
<b>Zubehörsatz, Feststellbremsbacken</b>								
2.0 D-4D (CDE120_)	85	09/01→07/04	➡	06/04→			03.0137-9294.2 669294	
 <b>Seilzug, Feststellbremse</b>								
1.6 VVT-i (ZZE121_)	81	01/02→05/04	←	☒; Scheibenbremse			24.3727-1917.2 581917	L= 408
1.8 VVT-i (ZZE122_)	99	01/02→05/04	➡	☐; Scheibenbremse			24.3727-1926.2 581926	L= 1.616
2.0 D-4D (CDE120_)	66	01/02→05/04	➡	☒; Scheibenbremse			24.3727-1927.2 581927	L= 1.688
2.0 D-4D (CDE120_)	85	09/01→07/04	←	☒; 06/04→; Scheibenbremse			24.3727-1919.2 581919	L= 398
			➡	☐; 06/04→; Scheibenbremse			24.3727-1928.2 581928	L= 1.637
			➡	☒; 06/04→; Scheibenbremse			24.3727-1929.2 581929	L= 1.698
<b>TOYOTA - COROLLA Verso (ZER_, ZZE12_, R1_) 03/04→04/09</b>								
 <b>Bremsbackensatz, Feststellbremse</b>								
1.4 D-4D	66	03/04→03/09	➡	06/04→ 10/06			03.0137-0464.2 650464	Ø 172 x 22 + HEB
1.6 (ZNR10_)	81	04/04→03/09	➡	05/04→			03.0137-3020.2 653020	Ø 180 x 32 + HEB
1.8	92	03/04→03/09						
1.8 (ZNR11_)	95	04/04→03/09						
2.0 D-4D (CUR10_)	85	04/04→03/09						
2.2 D-4D (AUR10_)	100	10/05→03/09	➡				03.0137-3020.2 653020	Ø 180 x 32 + HEB
2.2 D-4D (AUR10_)	130	10/05→03/09						
<b>Zubehörsatz, Feststellbremsbacken</b>								
1.4 D-4D	66	03/04→03/09	➡	06/04→ 10/06			03.0137-9294.2 669294	
 <b>Seilzug, Feststellbremse</b>								
1.4 D-4D	66	03/04→03/09	←	☒; 06/04→ 10/06; Scheibenbremse			24.3727-1919.2 581919	L= 398
			➡	☐; 06/04→ 10/06; Scheibenbremse			24.3727-1928.2 581928	L= 1.637
			➡	☒; 06/04→ 10/06; Scheibenbremse			24.3727-1929.2 581929	L= 1.698
1.6 (ZNR10_)	81	04/04→03/09	←	☒; 05/04→; Scheibenbremse			24.3727-1941.2 581941	L= 276
1.8	92	03/04→03/09	➡	☐; 05/04→; Scheibenbremse			24.3727-1939.2 581939	L= 1.927
1.8 (ZNR11_)	95	04/04→03/09	➡	☒; 05/04→; Scheibenbremse			24.3727-1940.2 581940	L= 1.984
2.0 D-4D (CUR10_)	85	04/04→03/09	➡	☒; 05/04→; Scheibenbremse				
2.2 D-4D (AUR10_)	100	10/05→03/09	←	☒; Scheibenbremse			24.3727-1941.2 581941	L= 276
2.2 D-4D (AUR10_)	130	10/05→03/09	➡	☐; Scheibenbremse			24.3727-1939.2 581939	L= 1.927
			➡	☒; Scheibenbremse			24.3727-1940.2 581940	L= 1.984
<b>TOYOTA - COROLLA Wagon (_E10_) 05/92→04/97</b>								
 <b>Radbremszylinder</b>								
1.3 12V (EE100_)	53	07/92→05/95	➡	☐			24.3217-1733.3 020559	Ø 17,46 ALU
			➡	☐			24.3217-1734.3 020560	Ø 17,46 ALU
1.3 XLI (EE101_)	55	09/95→04/97	➡	☐			24.3217-1733.3 020559	Ø 17,46 ALU
1.3 XLI 16V (EE101_)	65	07/92→09/95	➡	☐			24.3219-1729.3 020446	Ø 19,05 GG
1.6 Si (AE101_)	84	07/92→04/97	➡	☐			24.3217-1734.3 020560	Ø 17,46 ALU
2.0 D (CE100_)	53	07/92→04/97	➡	☐			24.3219-1730.3 020447	Ø 19,05 GG
1.8	81	09/92→04/97	➡	☐; → 05/95			24.3217-1733.3 020559	Ø 17,46 ALU
			➡	☐; → 05/95			24.3217-1734.3 020560	Ø 17,46 ALU
1.8 16V 4WD (AE103_)	81	09/95→04/97	➡	☐			24.3217-1733.3 020559	Ø 17,46 ALU
1.8 4WD	92	08/95→04/97	➡	☐			24.3217-1734.3 020560	Ø 17,46 ALU
<b>Zubehörsatz, Bremsbacken</b>								
1.3 12V (EE100_)	53	07/92→05/95	➡				03.0137-9114.2 669114	
1.3 XLI (EE101_)	55	09/95→04/97						
1.3 XLI 16V (EE101_)	65	07/92→09/95						
1.6 Si (AE101_)	84	07/92→04/97						
2.0 D (CE100_)	53	07/92→04/97						
1.8	81	09/92→04/97	➡	→ 05/95			03.0137-9114.2 669114	
1.8 16V 4WD (AE103_)	81	09/95→04/97	➡				03.0137-9114.2 669114	
1.8 4WD	92	08/95→04/97						

















	kw				! #		
<b>TOYOTA - COROLLA Wagon ( _E10_ ) 05/92→04/97</b>							
<b>Bremstrommel</b>							
1.3 12V (EE100_)	53	07/92→05/95	➔			24.0220-0023.1 480084	Ø 200,0 x 56 / 201
1.3 XLI (EE101_)	55	09/95→04/97					
1.3 XLI 16V (EE101_)	65	07/92→09/95					
1.6 Si (AE101_)	84	07/92→04/97					
2.0 D (CE100_)	53	07/92→04/97					
1.8	81	09/92→04/97	➔ → 05/95			24.0220-0023.1 480084	Ø 200,0 x 56 / 201
<b>Bremsbackensatz</b>							
1.3 12V (EE100_)	53	07/92→05/95	➔			03.0137-0221.2 650221	Ø 200 x 37
1.3 XLI (EE101_)	55	09/95→04/97					
1.3 XLI 16V (EE101_)	65	07/92→09/95				03.0137-0313.2 650313	Ø 200 x 37
1.6 Si (AE101_)	84	07/92→04/97					
2.0 D (CE100_)	53	07/92→04/97					
1.8	81	09/92→04/97	➔ → 05/95			03.0137-0313.2 650313	Ø 200 x 37
1.8 16V 4WD (AE103_)	81	09/95→04/97	➔			03.0137-0313.2 650313	Ø 200 x 37
1.8 4WD	92	08/95→04/97					
<b>Seilzug, Feststellbremse</b>							
1.3 12V (EE100_)	53	07/92→05/95	➔	☐; → 05/93; Trommelbremse		24.3727-1907.2 581907	L= 1.585
1.3 XLI 16V (EE101_)	65	07/92→09/95					
1.6 Si (AE101_)	84	07/92→04/97	➔	☐; → 05/93; Trommelbremse		24.3727-1908.2 581908	L= 1.603
2.0 D (CE100_)	53	07/92→04/97					
1.8	81	09/92→04/97	➔	☐; → 05/95; Trommelbremse		24.3727-1907.2 581907	L= 1.585
			➔	☐; → 05/95; Trommelbremse		24.3727-1908.2 581908	L= 1.603
			➔	☐; → 05/95; Scheibenbremse		24.3727-1922.2 581922	L= 1.448
			➔	☐; → 05/95; Scheibenbremse		24.3727-1923.2 581923	L= 1.457
<b>TOYOTA - COROLLA Wagon ( _E11_ ) 04/97→10/01</b>							
<b>Radbremszylinder</b>							
1.4 (EE111_)	63	04/97→02/00	➔	☐; 05/97→ 01/00		24.3219-1729.3 020446	Ø 19,05 GG
1.6 (AE111_)	81	04/97→02/00					
1.6 Aut. (AE111_)	79	04/97→02/00	➔	☐; 05/97→ 01/00		24.3219-1730.3 020447	Ø 19,05 GG
2.0 D (CE110_)	53	04/97→02/00					
1.4 16V (ZZE111_)	71	02/00→10/01	➔	☐		24.3219-1729.3 020446	Ø 19,05 GG
1.6 16V (ZZE112_)	81	02/00→10/01					
1.9 D (WZE110_)	51	02/00→10/01	➔	☐		24.3219-1730.3 020447	Ø 19,05 GG
1.8	81	10/97→10/01	➔	☐		24.3219-1729.3 020446	Ø 19,05 GG
			➔	☐		24.3219-1730.3 020447	Ø 19,05 GG
1.8 4WD (AE115_)	81	04/97→10/01	➔	☐; 05/97→		24.3219-1729.3 020446	Ø 19,05 GG
			➔	☐; 05/97→		24.3219-1730.3 020447	Ø 19,05 GG
<b>Zubehörsatz, Bremsbacken</b>							
1.4 (EE111_)	63	04/97→02/00	➔	05/97→ 01/00		03.0137-9114.2 669114	
1.6 (AE111_)	81	04/97→02/00				03.0137-9301.2 669301	TRW
1.6 Aut. (AE111_)	79	04/97→02/00					
2.0 D (CE110_)	53	04/97→02/00					
1.4 16V (ZZE111_)	71	02/00→10/01	➔			03.0137-9114.2 669114	
1.6 16V (ZZE112_)	81	02/00→10/01				03.0137-9301.2 669301	TRW
1.9 D (WZE110_)	51	02/00→10/01					
1.8	81	10/97→10/01	➔			03.0137-9114.2 669114	
			➔			03.0137-9301.2 669301	TRW
1.8 4WD (AE115_)	81	04/97→10/01	➔	05/97→		03.0137-9114.2 669114	
			➔	05/97→		03.0137-9301.2 669301	TRW
<b>Bremstrommel</b>							
1.4 (EE111_)	63	04/97→02/00	➔	05/97→ 01/00		24.0220-0023.1 480084	Ø 200,0 x 56 / 201
2.0 D (CE110_)	53	04/97→02/00					
1.4 16V (ZZE111_)	71	02/00→10/01	➔			24.0220-0023.1 480084	Ø 200,0 x 56 / 201
1.6 16V (ZZE112_)	81	02/00→10/01					
1.9 D (WZE110_)	51	02/00→10/01					
1.6 (AE111_)	81	04/97→02/00	➔	09/98→		24.0220-0023.1 480084	Ø 200,0 x 56 / 201
1.6 Aut. (AE111_)	79	04/97→02/00					
<b>Bremsbackensatz</b>							
1.4 (EE111_)	63	04/97→02/00	➔	05/97→ 01/00		03.0137-0313.2 650313	Ø 200 x 37
1.6 (AE111_)	81	04/97→02/00					
1.6 Aut. (AE111_)	79	04/97→02/00	➔	05/97→ 01/00; Made in Großbritannien		03.0137-0375.2 650375	TRW Ø 200 x 37 + HEB
2.0 D (CE110_)	53	04/97→02/00					
1.4 16V (ZZE111_)	71	02/00→10/01	➔			03.0137-0313.2 650313	Ø 200 x 37
1.6 16V (ZZE112_)	81	02/00→10/01					
↓							

















	kw					! #		
<b>TOYOTA - COROLLA Wagon (E11) 04/97→10/01</b>								
<b> Bremsbackensatz</b>								
1.9 D (WZE110_)	51	02/00→10/01	➡	Made in Großbritannien		03.0137-0375.2	650375	TRW Ø 200 x 37 + HEB
1.8	81	10/97→10/01	➡			03.0137-0313.2	650313	Ø 200 x 37
				Made in Großbritannien		03.0137-0375.2	650375	TRW Ø 200 x 37 + HEB
1.8 4WD (AE115_)	81	04/97→10/01	➡	05/97→		03.0137-0313.2	650313	Ø 200 x 37
				05/97→; Made in Großbritannien		03.0137-0375.2	650375	TRW Ø 200 x 37 + HEB
<b> Seilzug, Feststellbremse</b>								
1.4 (EE111_)	63	04/97→02/00	←	☒; 08/98→ 01/00; Scheibenbremse		24.3727-1918.2	581918	L= 292
1.6 (AE111_)	81	04/97→02/00	←	☒; 05/97→ 07/98; Trommelbremse		24.3727-1918.2	581918	L= 292
1.6 Aut. (AE111_)	79	04/97→02/00	←					
2.0 D (CE110_)	53	04/97→02/00	➡	☐; 05/97→ 07/98; Trommelbremse		24.3727-1907.2	581907	L= 1.585
				☒; 05/97→ 07/98; Trommelbremse		24.3727-1908.2	581908	L= 1.603
				☐; 08/98→ 01/00; Scheibenbremse		24.3727-1922.2	581922	L= 1.448
				☒; 08/98→ 01/00; Scheibenbremse		24.3727-1923.2	581923	L= 1.457
1.4 16V (ZZE111_)	71	02/00→10/01	←	☒; Trommelbremse		24.3727-1918.2	581918	L= 292
1.6 16V (ZZE112_)	81	02/00→10/01	←	☒; Scheibenbremse		24.3727-1918.2	581918	L= 292
1.9 D (WZE110_)	51	02/00→10/01	←					
			➡	☐; Trommelbremse		24.3727-1907.2	581907	L= 1.585
				☒; Trommelbremse		24.3727-1908.2	581908	L= 1.603
				☐; Scheibenbremse		24.3727-1922.2	581922	L= 1.448
				☒; Scheibenbremse		24.3727-1923.2	581923	L= 1.457
2.0 D-4D (CDE110_)	66	09/00→10/01	←	☒; Scheibenbremse		24.3727-1918.2	581918	L= 292
			➡	☐; Scheibenbremse		24.3727-1922.2	581922	L= 1.448
			➡	☒; Scheibenbremse		24.3727-1923.2	581923	L= 1.457
<b>TOYOTA - FJ CRUISER (GSJ1) 01/06→</b>								
<b> Bremsbackensatz, Feststellbremse</b>								
4.0 (GSJ10_)	178	01/06→10/10				03.0137-3007.2	653007	Ø 209 x 45 - HEB
4.0 4WD (GSJ15_)	178	01/06→10/10						
4.0 4WD (GSJ15_)	193	11/10→		12/10→ 06/14		03.0137-3007.2	653007	Ø 209 x 45 - HEB
4.0 4WD (GSJ15_)	200	12/10→		→ 06/14		03.0137-3007.2	653007	Ø 209 x 45 - HEB
4.0 4WD (GSJ15_)	203	01/11→						
<b>TOYOTA - HIACE / COMMUTER V (TRH2_, KDH2_) 08/04→</b>								
<b> Radbremszylinder</b>								
2.5 D-4D	75	09/06→	➡			24.3225-1705.3	020594	Ø 25,4 GG
2.5 D-4D (KDH222)	80	09/06→06/14						
2.5 D-4D 4WD	94	01/05→	➡	09/06→		24.3225-1705.3	020594	Ø 25,4 GG
<b> Bremstrommel</b>								
2.5 D-4D	75	09/06→	➡			24.0227-0004.1	480303	Ø 270,0 x 66,5 / 272
2.5 D-4D (KDH222)	80	09/06→06/14						
<b> Bremsbackensatz</b>								
2.5 D-4D	75	09/06→	➡			03.0137-0468.2	650468	Ø 270 x 55 - HEB
2.5 D-4D (KDH222)	80	09/06→06/14						
2.5 D-4D 4WD	94	01/05→	➡	09/06→		03.0137-0468.2	650468	Ø 270 x 55 - HEB
3.0 D	100	01/05→	➡	05/10→		03.0137-0308.2	650308	Ø 295 x 51
<b>TOYOTA - HIACE III Kasten (YH7_, LH6_, LH7_, LH5_, YH5_, YH6_) 08/87→08/04</b>								
<b> Radbremszylinder</b>								
2.2	69	08/95→12/03	➡	→ 04/98		24.3225-1705.3	020594	Ø 25,4 GG
2.5 D-4D 4WD	65	08/01→08/04	➡			24.3225-1705.3	020594	Ø 25,4 GG
3.0 D	65	08/98→08/04	➡	08/01→ 10/03		24.3225-1705.3	020594	Ø 25,4 GG
<b> Bremstrommel</b>								
2.2	69	08/95→12/03	➡	→ 04/98		24.0227-0004.1	480303	Ø 270,0 x 66,5 / 272
3.0 D	65	08/98→08/04	➡	08/01→ 10/03		24.0227-0004.1	480303	Ø 270,0 x 66,5 / 272
<b> Bremsbackensatz</b>								
2.2	69	08/95→12/03	➡	→ 04/98		03.0137-0468.2	650468	Ø 270 x 55 - HEB
↓								
















	kw					! #		
<b>TOYOTA - HIACE III Kasten (YH7_, LH6_, LH7_, LH5_, YH5_, YH6_) 08/87→08/04</b>								
 <b>Bremsbackensatz</b>								
2.5 D-4D 4WD	65	08/01→08/04	➔				<b>03.0137-0468.2 650468</b>	Ø 270 x 55 - HEB
3.0 D	65	08/98→08/04	➔	08/01→ 10/03			<b>03.0137-0468.2 650468</b>	Ø 270 x 55 - HEB
<b>TOYOTA - HIACE III Wagon (_H1_) 08/87→12/04</b>								
 <b>Radbremszylinder</b>								
2.0 (RZH102)	74	08/89→04/98	➔	08/95→			<b>24.3225-1705.3 020594</b>	Ø 25,4 GG
2.5 D-4D 4WD	75	08/01→08/04	➔				<b>24.3225-1705.3 020594</b>	Ø 25,4 GG
 <b>Bremstrommel</b>								
2.0 (RZH102)	74	08/89→04/98	➔	08/95→			<b>24.0227-0004.1 480303</b>	Ø 270,0 x 66,5 / 272
 <b>Bremsbackensatz</b>								
2.0 (RZH102)	74	08/89→04/98	➔	08/95→			<b>03.0137-0468.2 650468</b>	Ø 270 x 55 - HEB
2.5 D-4D 4WD	75	08/01→08/04	➔				<b>03.0137-0468.2 650468</b>	Ø 270 x 55 - HEB
<b>TOYOTA - HIACE IV Bus (_H1_, _H2_) 08/95→</b>								
 <b>Radbremszylinder</b>								
2.4 (RCH12_, RCH22_)	85	08/95→04/98	➔	08/96→			<b>24.3225-1705.3 020594</b>	Ø 25,4 GG
			➔	→ 07/96			<b>24.3225-1705.3 020594</b>	Ø 25,4 GG
2.4 4WD (RCH18_)	85	08/95→04/98	➔				<b>24.3225-1705.3 020594</b>	Ø 25,4 GG
2.5 D-4D (KLH12_, KLH22_)	75	11/01→08/06						
2.5 D-4D (KLH12_)	65	11/01→08/06						
2.7 (RCH13_, RCH23_)	105	04/98→11/01						
2.4 D	61	08/95→08/06	➔	→ 07/96			<b>24.3225-1705.3 020594</b>	Ø 25,4 GG
2.4 D (LH10_, LH11_, LXH12_, LXH22_)	58	08/95→08/06	➔	08/96→ 08/01			<b>24.3225-1705.3 020594</b>	Ø 25,4 GG
2.4 TD (LXH12_, LXH22_)	66	08/95→08/06						
2.4 D (LH10_, LH11_, LXH12_)	55	07/99→08/06	➔	→ 08/01			<b>24.3225-1705.3 020594</b>	Ø 25,4 GG
2.4 TD 4WD (H18/28)	66	08/95→08/06						
2.5 D-4D (KLH12_, KLH18_, KLH22_)	86	08/06→	➔	09/06→			<b>24.3225-1705.3 020594</b>	Ø 25,4 GG
2.5 D-4D (KLH12_, KLH22_)	70	08/01→						
2.5 D-4D 4WD (KLH12_, KLH18_, KLH22_, KDH20_, KDH21_...)	86	01/05→						
2.5 D-4D 4WD (KLH12_, KLH22_)	75	08/01→07/06	➔	11/01→			<b>24.3225-1705.3 020594</b>	Ø 25,4 GG
2.7 (RCH13_, RCH23_)	106	11/01→12/06	➔	→ 06/06			<b>24.3225-1705.3 020594</b>	Ø 25,4 GG
2.7 4WD (RCH13_, RCH19_, RCH23_)	106	07/99→						
2.7 4WD (RCH19_)	105	04/98→08/06						
 <b>Bremstrommel</b>								
2.4 (RCH12_, RCH22_)	85	08/95→04/98	➔				<b>24.0227-0004.1 480303</b>	Ø 270,0 x 66,5 / 272
2.7 (RCH13_, RCH23_)	105	04/98→11/01						
2.4 D	61	08/95→08/06	➔	→ 08/01			<b>24.0227-0004.1 480303</b>	Ø 270,0 x 66,5 / 272
2.4 D (LH10_, LH11_, LXH12_, LXH22_)	58	08/95→08/06						
2.4 D (LH10_, LH11_, LXH12_)	55	07/99→08/06						
2.4 TD (LXH12_, LXH22_)	66	08/95→08/06						
2.5 D-4D (KLH12_, KLH18_, KLH22_)	86	08/06→	➔	09/06→			<b>24.0227-0004.1 480303</b>	Ø 270,0 x 66,5 / 272
2.5 D-4D (KLH12_, KLH22_)	70	08/01→						
2.7 (RCH13_, RCH23_)	106	11/01→12/06	➔	→ 06/06			<b>24.0227-0004.1 480303</b>	Ø 270,0 x 66,5 / 272
 <b>Bremsbackensatz</b>								
2.4 (RCH12_, RCH22_)	85	08/95→04/98	➔				<b>03.0137-0468.2 650468</b>	Ø 270 x 55 - HEB
2.4 4WD (RCH18_)	85	08/95→04/98						
2.5 D-4D (KLH12_, KLH22_)	75	11/01→08/06						
2.5 D-4D (KLH12_)	65	11/01→08/06						
2.7 (RCH13_, RCH23_)	105	04/98→11/01						
2.4 D	61	08/95→08/06	➔	→ 08/01			<b>03.0137-0468.2 650468</b>	Ø 270 x 55 - HEB
2.4 D (LH10_, LH11_, LXH12_, LXH22_) ↓	58	08/95→08/06						

	kw			 	! #		
<b>TOYOTA - HIACE IV Bus (_H1_, _H2_) 08/95→</b>							
 <b>Bremsbackensatz</b>							
2.4 D (LH10_, LH11_, LXH12_) 2.4 TD (LXH12_, LXH22_) 2.4 TD 4WD (H18/28)	55 66 66	07/99→08/06 08/95→08/06 08/95→08/06	➡	→ 08/01		03.0137-0468.2 650468	Ø 270 x 55 - HEB
2.5 D-4D (KLH12_, KLH18_, KLH22_) 2.5 D-4D (KLH12_, KLH22_) 2.5 D-4D 4WD (KLH12_, KLH18_, KLH22_, KDH20_, KDH21_...)	86 70 86	08/06→ 08/01→ 01/05→	➡	09/06→		03.0137-0468.2 650468	Ø 270 x 55 - HEB
2.5 D-4D 4WD (KLH12_, KLH22_) 2.7 (RCH13_, RCH23_) 2.7 4WD (RCH13_, RCH19_, RCH23_) 2.7 4WD (RCH19_)	75 106 106 105	08/01→07/06 11/01→12/06 07/99→ 04/98→08/06	➡	11/01→ → 06/06		03.0137-0468.2 650468	Ø 270 x 55 - HEB
<b>TOYOTA - HIACE IV Kasten (LXH1_, RZH1_, LH1_) 08/95→</b>							
 <b>Radbremsszylinder</b>							
2.4 (RCH12_, RCH22_) 2.4 i (RZH10)	85 88	08/95→02/05 08/95→02/05	➡	→ 07/96 08/96→ 04/98		24.3225-1705.3 020594	Ø 25,4 GG
2.4 4WD (RCH18_, RCH28_) 2.5 D-4D (KLH12_, KLH22_) 2.5 D-4D (KLH12_, KLH22_) 2.5 D-4D (KLH12_, KLH22_) 2.5 D-4D (KLH12_, KLH22_) 2.5 D-4D 4WD (KLH12_, KLH22_) 2.5 D-4D 4WD (KLH22_, KLH28_)	85 65 70 75 86 75 86	08/95→04/98 11/01→08/06 09/06→ 11/01→08/06 09/06→ 11/01→08/06 09/06→	➡			24.3225-1705.3 020594	Ø 25,4 GG
2.4 D (LXH12_, LXH22_) 2.4 D (LXH12_, LXH22_) 2.4 D (LXH12_, LXH22_) 2.4 TD (LXH12_, LXH22_) 2.4 TD 4WD (LXH18_, LXH28_) 2.7 (RCH13_, RCH23_) 2.7 4WD (RCH19_, RCH29_)	55 61 58 66 66 105 106	09/95→08/01 08/95→07/01 08/95→08/06 08/95→08/06 08/95→08/06 04/98→08/06 04/98→	➡	08/96→ → 07/96 → 07/96 08/96→ 08/01 → 08/01 → 06/06		24.3225-1705.3 020594	Ø 25,4 GG
 <b>Bremstrommel</b>							
2.4 (RCH12_, RCH22_) 2.4 i (RZH10) 2.4 D (LXH12_, LXH22_) 2.4 D (LXH12_, LXH22_) 2.5 D-4D (KLH12_, KLH22_) 2.5 D-4D (KLH12_, KLH22_) 2.4 D (LXH12_, LXH22_) 2.4 TD (LXH12_, LXH22_) 2.7 (RCH13_, RCH23_)	85 88 55 61 70 86 58 66 105	08/95→02/05 08/95→02/05 09/95→08/01 08/95→07/01 09/06→ 09/06→ 08/95→08/06 08/95→08/06 04/98→08/06	➡	→ 04/98      → 08/01 → 06/06		24.0227-0004.1 480303	Ø 270,0 x 66,5 / 272
 <b>Bremsbackensatz</b>							
2.4 (RCH12_, RCH22_) 2.4 i (RZH10) 2.4 4WD (RCH18_, RCH28_) 2.4 D (LXH12_, LXH22_) 2.4 D (LXH12_, LXH22_) 2.5 D-4D (KLH12_, KLH22_) 2.5 D-4D (KLH12_, KLH22_) 2.5 D-4D (KLH12_, KLH22_) 2.5 D-4D (KLH12_, KLH22_) ↓	85 88 85 55 61 65 70 75 86	08/95→02/05 08/95→02/05 08/95→04/98 09/95→08/01 08/95→07/01 11/01→08/06 09/06→ 11/01→08/06 09/06→	➡	→ 04/98		03.0137-0468.2 650468	Ø 270 x 55 - HEB


















	kw					! #		
<b>TOYOTA - HIACE IV Kasten (LXH1_, RZH1_, LH1_) 08/95→</b>								
 <b>Bremsbackensatz</b>								
2.5 D-4D 4WD (KLH12_, KLH22_) 2.5 D-4D 4WD (KLH22_, KLH28_)	75 86	11/01→08/06 09/06→	➔				<b>03.0137-0468.2 650468</b>	Ø 270 x 55 - HEB
2.4 D (LXH12_, LXH22_) 2.4 TD (LXH12_, LXH22_) 2.4 TD 4WD (LXH18_, LXH28_)	58 66 66	08/95→08/06 08/95→08/06 08/95→08/06	➔	→ 08/01			<b>03.0137-0468.2 650468</b>	Ø 270 x 55 - HEB
2.7 (RCH13_, RCH23_) 2.7 4WD (RCH19_, RCH29_)	105 106	04/98→08/06 04/98→	➔	→ 06/06			<b>03.0137-0468.2 650468</b>	Ø 270 x 55 - HEB
<b>TOYOTA - HIACE V Kasten (TRH2_, KDH2_) 08/04→</b>								
 <b>Radbremsszylinder</b>								
2.5 D-4D 2.5 D-4D 2.5 D-4D 2.5 D-4D (KDH200, KDH220)	70 75 86 80	09/06→ 09/06→ 09/06→ 09/06→	➔				<b>24.3225-1705.3 020594</b>	Ø 25,4 GG
 <b>Bremstrommel</b>								
2.5 D-4D 2.5 D-4D 2.5 D-4D 2.5 D-4D (KDH200, KDH220)	70 75 86 80	09/06→ 09/06→ 09/06→ 09/06→	➔				<b>24.0227-0004.1 480303</b>	Ø 270,0 x 66,5 / 272
 <b>Bremsbackensatz</b>								
2.5 D-4D 2.5 D-4D 2.5 D-4D 2.5 D-4D (KDH200, KDH220)	70 75 86 80	09/06→ 09/06→ 09/06→ 09/06→	➔				<b>03.0137-0468.2 650468</b>	Ø 270 x 55 - HEB
<b>TOYOTA - HILUX VII Pick-up (_N1_, _N2_, _N3_) 08/04→</b>								
 <b>Radbremsszylinder</b>								
2.5 D-4D 2.5 D-4D 4WD 2.5 D-4D 4WD (KUN25_) 2.5 D 4WD (KUN25_) 3.0 D-4D 4WD 3.0 D-4D 4WD (KUN36_)	106 106 88 75 145 126	01/10→ 09/09→ 12/07→ 10/05→ 05/08→12/08 12/07→	➔	→ 05/15			<b>24.3222-1746.3 020582</b>	Ø 22,2 ALU
2.7 4WD 3.0 D (KUN16, KUN26) 3.0 D 4WD (KUN26_) 4.0	118 126 120 175	01/05→03/12 10/06→ 08/05→ 08/05→	➔	12/07→			<b>24.3222-1746.3 020582</b>	Ø 22,2 ALU
 <b>Bremstrommel</b>								
2.5 D-4D 2.5 D-4D 4WD 2.5 D-4D 4WD (KUN25_) 2.5 D 4WD (KUN25_) 3.0 D-4D 4WD 3.0 D-4D 4WD (KUN36_)	106 106 88 75 145 126	01/10→ 09/09→ 12/07→ 10/05→ 05/08→12/08 12/07→	➔	→ 05/15			<b>24.0229-5003.1 480306</b>	Ø 295,0 x 67 / 297
2.7 4WD 3.0 D (KUN16, KUN26) 3.0 D 4WD (KUN26_) 4.0	118 126 120 175	01/05→03/12 10/06→ 08/05→ 08/05→	➔	12/07→			<b>24.0229-5003.1 480306</b>	Ø 295,0 x 67 / 297
 <b>Bremsbackensatz</b>								
2.5 D-4D	106	01/10→	➔	→ 05/15; Baumuster: KUN15			<b>03.0137-0483.2 650483</b>	Ø 254 x 51 - HEB
			➔	→ 05/15; Baumuster: KUN35			<b>03.0137-0485.2 650485</b>	Ø 295 x 62 - HEB
2.5 D-4D (KUN15_, KDN1_)	65	10/05→11/08	➔	→ 10/06			<b>03.0137-0483.2 650483</b>	Ø 254 x 51 - HEB
2.5 D-4D (KUN15_, KUN25_, KUN35_)	75	10/05→	➔	06/06→			<b>03.0137-0483.2 650483</b>	Ø 254 x 51 - HEB
2.5 D-4D (KUN15_) 2.5 D-4D 4WD (KDN165_, KDN170_, KDN190_) ↓	88 94	12/07→ 11/04→12/05	➔				<b>03.0137-0483.2 650483</b>	Ø 254 x 51 - HEB



















	kw				! #		
<b>TOYOTA - HILUX VII Pick-up (_N1_, _N2_, _N3_) 08/04→</b>							
<b>Bremsbackensatz</b>							
2.5 D-4D 4WD 2.5 D-4D 4WD (KUN25_) 2.5 D 4WD (KUN25_) 3.0 D-4D 4WD 3.0 D-4D 4WD (KUN36_)	106 88 75 145 126	09/09→ 12/07→ 10/05→ 05/08→12/08 12/07→	➔			03.0137-0485.2 650485	Ø 295 x 62 - HEB
2.7 4WD 3.0 D (KUN16, KUN26) 3.0 D 4WD (KUN26_) 4.0	118 126 120 175	01/05→03/12 10/06→ 08/05→ 08/05→	➔	12/07→		03.0137-0485.2 650485	Ø 295 x 62 - HEB
<b>TOYOTA - HILUX VIII Pick-up (_N1_) 05/15→</b>							
<b>Radbremszylinder</b>							
2.4 D 4WD (GUN125_) 2.8 D (GUN123_, GUN136_) 2.8 D 4WD (GUN126_)	110 130 130	05/15→ 05/15→ 05/15→	➔	Made in Thailand	2	24.3222-1746.3 020582	Ø 22,2 ALU
<b>Bremstrommel</b>							
2.4 D 4WD (GUN125_) 2.8 D (GUN123_, GUN136_) 2.8 D 4WD (GUN126_)	110 130 130	05/15→ 05/15→ 05/15→	➔	Made in Thailand		24.0229-5003.1 480306	Ø 295,0 x 67 / 297
<b>Bremsbackensatz</b>							
2.4 D 4WD (GUN125_) 2.8 D (GUN123_, GUN136_) 2.8 D 4WD (GUN126_)	110 130 130	05/15→ 05/15→ 05/15→	➔	Made in Thailand		03.0137-0485.2 650485	Ø 295 x 62 - HEB
<b>TOYOTA - HILUX Geländewagen geschlossen (_N1_) 08/95→08/05</b>							
<b>Radbremszylinder</b>							
2.4 TD 4WD	66	08/97→07/01	➔			24.3222-1730.3 020533	Ø 22,2 GG
<b>Bremstrommel</b>							
2.4 TD 4WD	66	08/97→07/01	➔			24.0229-5004.1 480312	Ø 295,0 x 67 / 297
<b>Bremsbackensatz</b>							
2.4 TD 4WD	66	08/97→07/01	➔			03.0137-0308.2 650308	Ø 295 x 51
<b>TOYOTA - HILUX Geländewagen geschlossen (LN_, KZN1_, VZN1_) 08/88→08/97</b>							
<b>Radbremszylinder</b>							
2.4 TD 4WD	92	08/88→08/97	➔	→ 07/97		24.3222-1740.3 020566	Ø 22,2 GG
<b>Bremsbackensatz</b>							
2.4 TD 4WD	92	08/88→08/97	➔	→ 07/97		03.0137-0308.2 650308	Ø 295 x 51
<b>TOYOTA - HILUX Pick-up 08/83→02/06</b>							
<b>Radbremszylinder</b>							
1.8 (YN5_, YN8_, YN85) 2.4 4WD 2.4 D 2.4 D (LN85_) 2.4 D 4WD 2.4 D 4WD (LN1_) 2.4 D 4WD (LN110_) 2.4 i 4WD	61 75 58 61 92 61 58 84	09/88→06/98 10/88→08/97 03/95→08/97 09/88→08/97 08/88→08/97 09/88→08/97 01/94→12/97 08/91→08/97	➔	→ 07/97		24.3222-1740.3 020566	Ø 22,2 GG
2.4 D (LN150, LN145)	55	08/97→02/06	➔	11/98→ 01/02		24.3225-1705.3 020594	Ø 25,4 GG
			➔	→ 10/98		24.3225-1705.3 020594	Ø 25,4 GG
2.4 D 4WD (LN11_) 2.4 i 4WD	73 84	08/91→07/97 08/89→07/97	➔			24.3222-1740.3 020566	Ø 22,2 GG
2.4 i 4WD (RZN14_, RZN16_, RZN19_) 2.7 4WD	103 108	08/97→10/05 11/97→04/05	➔	→ 07/01		24.3222-1730.3 020533	Ø 22,2 GG
2.4 TD (LN190)	66	08/98→01/02	➔	→ 08/01		24.3222-1730.3 020533	Ø 22,2 GG
2.4 TD 4WD (LN165_, LN170_, LN190_) 2.5 D-4D 4WD (KDN165_, KDN170_, KDN190_) ↓	66 75	08/98→01/02 11/01→07/05	➔			24.3222-1730.3 020533	Ø 22,2 GG



















	kw					! #		
<b>TOYOTA - HILUX Pick-up 08/83→02/06</b>								
 <b>Radbremsszylinder</b>								
3.0 TD 4WD (KZN165)	87	11/01→04/05	➡				24.3222-1730.3 020533	Ø 22,2 GG
2.5 D-4D (KDN14_, KDN15_, KDN16_, KDN19_)	65	11/01→07/05	➡				24.3225-1705.3 020594	Ø 25,4 GG
3.0 D	65	11/97→04/05	➡	11/01→			24.3225-1705.3 020594	Ø 25,4 GG
3.0 D (LN14_)	71	12/00→04/05						
3.0 D 4WD (LN152_)	65	11/97→04/05	➡	11/01→			24.3222-1730.3 020533	Ø 22,2 GG
 <b>Bremstrommel</b>								
2.4 4WD	75	10/88→08/97	➡	→ 07/97			24.0229-5004.1 480312	Ø 295,0 x 67 / 297
2.4 D 4WD (LN110_)	58	01/94→12/97						
2.4 i 4WD	84	08/91→08/97						
2.4 i 4WD	84	08/89→07/97	➡				24.0229-5004.1 480312	Ø 295,0 x 67 / 297
2.4 TD 4WD (LN165_, LN170_, LN190_)	66	08/98→01/02						
2.5 D-4D 4WD (KDN165_, KDN170_, KDN190_)	75	11/01→07/05						
3.0 TD 4WD (KZN165)	87	11/01→04/05						
2.4 i 4WD (RZN14_, RZN16_, RZN19_)	103	08/97→10/05	➡	→ 07/01			24.0229-5004.1 480312	Ø 295,0 x 67 / 297
2.7 4WD	108	11/97→04/05						
3.0 D 4WD (LN152_)	65	11/97→04/05	➡	11/01→			24.0229-5004.1 480312	Ø 295,0 x 67 / 297
 <b>Bremsbackensatz</b>								
1.8 (YN5_, YN8_, YN85)	61	09/88→06/98	➡	→ 07/97			03.0137-0226.2 650226	Ø 254 x 58
2.4 4WD	75	10/88→08/97	➡	→ 07/97			03.0137-0308.2 650308	Ø 295 x 51
2.4 D 4WD	92	08/88→08/97						
2.4 D 4WD (LN1_)	61	09/88→08/97						
2.4 D 4WD (LN110_)	58	01/94→12/97						
2.4 i 4WD	84	08/91→08/97						
2.4 D	58	03/95→08/97	➡	→ 07/97			03.0137-0226.2 650226	Ø 254 x 58
2.4 D (LN85_)	61	09/88→08/97					03.0137-0308.2 650308	Ø 295 x 51
2.4 D 4WD (LN11_)	73	08/91→07/97	➡				03.0137-0308.2 650308	Ø 295 x 51
2.4 i 4WD	84	08/89→07/97						
2.4 TD 4WD (LN165_, LN170_, LN190_)	66	08/98→01/02						
2.5 D-4D 4WD (KDN165_, KDN170_, KDN190_)	75	11/01→07/05						
3.0 TD 4WD (KZN165)	87	11/01→04/05						
2.4 i 4WD (RZN14_, RZN16_, RZN19_)	103	08/97→10/05	➡	→ 07/01			03.0137-0308.2 650308	Ø 295 x 51
2.7 4WD	108	11/97→04/05						
2.4 TD (LN190)	66	08/98→01/02	➡	→ 08/01			03.0137-0308.2 650308	Ø 295 x 51
3.0 D 4WD (LN152_)	65	11/97→04/05	➡	11/01→			03.0137-0308.2 650308	Ø 295 x 51
<b>TOYOTA - HILUX Pritsche/Fahrgestell (_N1_, _N2_) 02/05→</b>								
 <b>Radbremsszylinder</b>								
3.0 D 4WD	126	02/05→	➡	12/07→			24.3222-1746.3 020582	Ø 22,2 ALU
 <b>Bremstrommel</b>								
3.0 D 4WD	126	02/05→	➡	12/07→			24.0229-5003.1 480306	Ø 295,0 x 67 / 297
 <b>Bremsbackensatz</b>								
3.0 D 4WD	126	02/05→	➡	12/07→			03.0137-0485.2 650485	Ø 295 x 62 - HEB
<b>TOYOTA - HILUX Pritsche/Fahrgestell (LN_, _N1_) 08/83→08/05</b>								
 <b>Radbremsszylinder</b>								
2.4 4WD	75	10/88→12/97	➡	→ 07/97			24.3222-1740.3 020566	Ø 22,2 GG
 <b>Bremstrommel</b>								
2.4 4WD	75	10/88→12/97	➡	→ 07/97			24.0229-5004.1 480312	Ø 295,0 x 67 / 297
 <b>Bremsbackensatz</b>								
2.4 4WD	75	10/88→12/97	➡	→ 07/97			03.0137-0308.2 650308	Ø 295 x 51












	kw			 	! #		
<b>TOYOTA - IQ (_J1_) 11/08→</b>							
 <b>Radbremszylinder</b>							
1.0 (KGJ10_)	50	01/09→	➔	☐; - ABS		24.3217-1721.3 020489	Ø 17,46 ALU
1.33 (NGJ10_)	69	01/09→	➔	☐; - ABS		24.3217-1722.3 020490	Ø 17,46 ALU
1.33 (NGJ10_)	72	01/09→					
1.4 D-4D (NUJ10_)	66	01/09→					
<b>TOYOTA - LAND CRUISER (_J7_) 03/84→</b>							
<b>Zubehörsatz, Bremsbacken</b>							
2.4 (RJ70_V, RJ73_V)	84	12/88→12/96	➔	01/90→ 04/93		03.0137-9115.2 669115	
 <b>Bremsbackensatz</b>							
2.4 (RJ70_V, RJ73_V)	84	12/88→12/96	➔	01/90→ 04/93		03.0137-0193.2 650193	Ø 254 x 52
			➔	05/93→		03.0137-0308.2 650308	Ø 295 x 51
 <b>Bremsbackensatz, Feststellbremse</b>							
4.2 TD 24V 4x4 (HDJ78)	122	11/01→02/07	➔			03.0137-3008.2 653008	Ø 230 x 45 - HEB
4.2 TDi 4x4	150	09/01→06/06					
<b>TOYOTA - LAND CRUISER (_J12_) 09/02→07/09</b>							
 <b>Bremsbackensatz, Feststellbremse</b>							
2.7 (RZJ12)	112	09/02→08/04	➔	01/03→		03.0137-3007.2 653007	Ø 209 x 45 - HEB
3.0 D	70	09/02→07/09					
3.0 D-4D (KZJ12)	92	09/02→07/09					
2.7 (TRJ12)	120	11/03→07/09	➔			03.0137-3007.2 653007	Ø 209 x 45 - HEB
3.0 D-4D (KDJ120, KDJ150, KDJ125)	120	01/03→07/09					
4.0 (GRJ120)	203	08/05→07/09					
4.0 (GRJ125_, GRJ120_)	183	01/03→07/09					
4.0 V6 VVT-i	207	01/03→07/09					
3.0 D (KDJ120)	98	08/05→	➔	01/05→ 10/06		03.0137-3007.2 653007	Ø 209 x 45 - HEB
3.0 D-4D (KDJ120, KDJ125)	122	08/04→07/09					
3.0 D (KDJ125)	96	08/05→07/09	➔	→ 10/06		03.0137-3007.2 653007	Ø 209 x 45 - HEB
3.0 D-4D (KDJ120, KDJ125)	127	09/02→07/09	➔	11/06→		03.0137-3007.2 653007	Ø 209 x 45 - HEB
<b>TOYOTA - LAND CRUISER (_J15_) 07/09→</b>							
 <b>Bremsbackensatz, Feststellbremse</b>							
2.7 (TRJ150_, TRJ155_)	120	08/09→		01/10→		03.0137-3007.2 653007	Ø 209 x 45 - HEB
3.0 D-4D (KDJ155_, KDJ150_)	140	08/09→					
3.0 TDi (KDJ150_)	120	01/10→					
4.0 V6 Dual VVTi (GRJ150_)	205	08/09→					
4.0 V6 VVT-i (GRJ150_)	207	08/09→					
4.0 V6 VVTi (GRJ150)	202	08/09→					
2.8 D-4D (GDJ150_, GDJ155_)	130	06/15→				03.0137-3007.2 653007	Ø 209 x 45 - HEB
4.0 V6 VVTi (GRJ150_)	203	01/10→					
3.0 D-4D (KDJ150_)	127	08/09→		03/10→		03.0137-3007.2 653007	Ø 209 x 45 - HEB
4.0 V6 VVTi (GRJ150_)	183	01/10→				03.0137-3007.2 653007	Ø 209 x 45 - HEB
			➔			03.0137-3007.2 653007	Ø 209 x 45 - HEB
<b>TOYOTA - LAND CRUISER 100 (_J1_) 01/98→08/07</b>							
 <b>Bremsbackensatz, Feststellbremse</b>							
4.2 D (HZJ105)	96	03/98→08/07	➔			03.0137-3008.2 653008	Ø 230 x 45 - HEB
4.2 TD (HDJ100_)	150	01/98→08/07					
4.7 (UZJ100_)	173	01/98→08/07	➔	→ 04/02		03.0137-3008.2 653008	Ø 230 x 45 - HEB
4.7 (UZJ100)	175	02/02→08/07	➔	05/02→		03.0137-3008.2 653008	Ø 230 x 45 - HEB
<b>TOYOTA - LAND CRUISER 200 (_J2_) 08/07→</b>							
 <b>Bremsbackensatz, Feststellbremse</b>							
4.0 (GRJ200_)	176	01/10→				03.0137-3007.2 653007	Ø 209 x 45 - HEB
4.6 V8	227	09/10→					
<b>TOYOTA - LAND CRUISER 90 (_J9_) 04/95→</b>							
 <b>Bremsbackensatz, Feststellbremse</b>							
2.7	110	04/95→07/02	➔	04/96→ 07/00		03.0137-3007.2 653007	Ø 209 x 45 - HEB
↓							































	kw					! #		
<b>TOYOTA - LAND CRUISER 90 (_J9_) 04/95→</b>								
 <b>Bremsbackensatz, Feststellbremse</b>								
3.0 D-4D (KDJ90, KDJ95)	125	02/00→	➔	08/00→ 08/02			03.0137-3007.2 653007	Ø 209 x 45 - HEB
3.0 D-4D 4WD (KDJ90_, KDJ95_)	120	08/00→08/02	➔				03.0137-3007.2 653007	Ø 209 x 45 - HEB
3.0 TD	103	04/95→07/00	➔	04/96→			03.0137-3007.2 653007	Ø 209 x 45 - HEB
3.0 TD (KZJ90_, KZJ95_)	92	04/96→12/02	➔	→ 07/00			03.0137-3007.2 653007	Ø 209 x 45 - HEB
3.4 i 24V (VZJ90_, VZJ95_)	131	03/96→12/02	➔	04/96→ 08/02			03.0137-3007.2 653007	Ø 209 x 45 - HEB
4.7	175	08/02→	➔	→ 07/08			03.0137-3008.2 653008	Ø 230 x 45 - HEB
<b>TOYOTA - LAND CRUISER Hardtop (_J7_) 07/90→05/96</b>								
<b>Zubehörsatz, Bremsbacken</b>								
2.4 TD (LJ70_)	66	07/90→05/96	➔	→ 04/93			03.0137-9115.2 669115	
 <b>Bremsbackensatz</b>								
2.4 TD (LJ70_)	66	07/90→05/96	➔	→ 04/93			03.0137-0193.2 650193	Ø 254 x 52
			➔	05/93→			03.0137-0308.2 650308	Ø 295 x 51
<b>TOYOTA - LAND CRUISER Pick-up (_J7_) 11/84→</b>								
 <b>Bremsbackensatz, Feststellbremse</b>								
4.0 4x4	170	03/07→	➔				03.0137-3007.2 653007	Ø 209 x 45 - HEB
4.2 TD 24V 4x4	122	11/01→02/07	➔				03.0137-3008.2 653008	Ø 230 x 45 - HEB
<b>TOYOTA - MATRIX (_E13_) 01/02→12/07</b>								
 <b>Bremsbackensatz, Feststellbremse</b>								
1.8 VVTi	96	01/02→02/04		02/02→			03.0137-0459.2 650459	Ø 172 x 32
 <b>Seilzug, Feststellbremse</b>								
1.8 VVTi	96	01/02→02/04	←	⬆; 02/02→			24.3727-1917.2 581917	L= 408
			➔	⬇; 02/02→			24.3727-1926.2 581926	L= 1.616
			➔	⬇; 02/02→			24.3727-1927.2 581927	L= 1.688
<b>TOYOTA - PASEO Cabriolet (EL54_) 10/96→01/98</b>								
 <b>Radbremsszylinder</b>								
1.5 (EL54_)	66	10/96→01/98	➔	☐			24.3217-1733.3 020559	Ø 17,46 ALU
			➔	☐			24.3217-1734.3 020560	Ø 17,46 ALU
<b>Zubehörsatz, Bremsbacken</b>								
1.5 (EL54_)	66	10/96→01/98	➔				03.0137-9080.2 669080	
 <b>Bremsbackensatz</b>								
1.5 (EL54_)	66	10/96→01/98	➔				03.0137-0257.2 650257	Ø 180 x 28
 <b>Seilzug, Feststellbremse</b>								
1.5 (EL54_)	66	10/96→01/98	←	⬆; 01/98→; Trommelbremse			24.3727-1913.2 581913	L= 258
			←	⬆; → 12/97; Trommelbremse			24.3727-1913.2 581913	L= 258
<b>TOYOTA - PASEO Coupe (EL44_) 06/88→08/95</b>								
<b>Zubehörsatz, Bremsbacken</b>								
1.5	85	06/88→07/95	➔	04/91→			03.0137-9114.2 669114	
 <b>Bremsbackensatz</b>								
1.5	85	06/88→07/95	➔	04/91→			03.0137-0257.2 650257	Ø 180 x 28
<b>TOYOTA - PASEO Coupe (EL54_) 08/95→12/99</b>								
 <b>Radbremsszylinder</b>								
1.5 16V (EL54_)	66	08/95→06/99	➔	☐			24.3217-1733.3 020559	Ø 17,46 ALU
			➔	☐			24.3217-1734.3 020560	Ø 17,46 ALU
<b>Zubehörsatz, Bremsbacken</b>								
1.5 16V (EL54_)	66	08/95→06/99	➔				03.0137-9080.2 669080	











	kw					! #		
<b>TOYOTA - PASEO Coupe (EL54_) 08/95→12/99</b>								
 <b>Bremsbackensatz</b>								
1.5 16V (EL54_)	66	08/95→06/99	➔				03.0137-0257.2 650257	Ø 180 x 28
 <b>Seilzug, Feststellbremse</b>								
1.5 16V (EL54_)	66	08/95→06/99	➔	☒; 01/98→; Trommelbremse			24.3727-1913.2 581913	L= 258
			➔	☒; → 12/97; Trommelbremse			24.3727-1913.2 581913	L= 258
<b>TOYOTA - PICNIC (_XM1_) 05/96→12/01</b>								
 <b>Bremsbackensatz</b>								
2.0	99	09/96→05/01	➔				03.0137-0398.2 650398	Ø 229 x 42 + HEB
2.0 (SXM10_)	90	01/01→12/01						
2.0 (SXM10_)	100	05/96→04/01						
2.0 16V (SXM10_)	94	05/96→12/01						
2.2 D (CMX10_)	66	08/97→12/01	➔	09/97→			03.0137-0398.2 650398	Ø 229 x 42 + HEB
<b>TOYOTA - PREVIA (_R1_, _R2_) 05/90→08/00</b>								
<b>Zubehörsatz, Bremsbacken</b>								
2.4 (TCR1_)	97	05/90→08/00	➔	→ 05/94; - ABS			03.0137-9203.2 669203	
2.4 GX (TCR10_)	110	01/94→07/97						
 <b>Bremstrommel</b>								
2.4 (TCR1_)	97	05/90→08/00	➔	- ABS			24.0225-4010.1 480126	Ø 254,0 x 63 / 256
2.4 GX (TCR10_)	110	01/94→07/97						
 <b>Bremsbackensatz</b>								
2.4 4WD (TCR2_)	97	05/90→08/00	➔	- ABS			03.0137-0193.2 650193	Ø 254 x 52
2.4 4WD (TCR20_)	110	05/90→12/99						
 <b>Bremsbackensatz, Feststellbremse</b>								
2.4 (TCR1_)	97	05/90→08/00	➔	+ ABS			03.0137-0400.2 650400	Ø 190 x 45
2.4 4WD (TCR2_)	97	05/90→08/00						
2.4 4WD (TCR20_)	110	05/90→12/99						
2.4 GX (TCR10_)	110	01/94→07/97						
<b>Zubehörsatz, Feststellbremsbacken</b>								
2.4 (TCR1_)	97	05/90→08/00	➔	+ ABS			03.0137-9272.2 669272	
2.4 4WD (TCR2_)	97	05/90→08/00						
2.4 4WD (TCR20_)	110	05/90→12/99						
2.4 GX (TCR10_)	110	01/94→07/97						
<b>TOYOTA - PREVIA (_R3_) 02/00→01/06</b>								
 <b>Bremsbackensatz, Feststellbremse</b>								
2.0 D-4D (CLR30_)	85	03/01→01/06	➔	→ 12/05			03.0137-0400.2 650400	Ø 190 x 45
2.4 (ACR30)	115	08/00→01/06						
<b>Zubehörsatz, Feststellbremsbacken</b>								
2.0 D-4D (CLR30_)	85	03/01→01/06	➔	→ 12/05			03.0137-9272.2 669272	
2.4 (ACR30)	115	08/00→01/06						
<b>TOYOTA - PRIUS Liftback (_W2_) 08/03→03/09</b>								
 <b>Bremsbackensatz, Feststellbremse</b>								
1.5 (NHW2_)	57	08/03→03/09	➔				03.0137-0459.2 650459	Ø 172 x 32
 <b>Seilzug, Feststellbremse</b>								
1.5 (NHW2_)	57	08/03→03/09	➔	☐; Scheibenbremse			24.3727-1948.2 581948	L= 1.775
			➔	☐; Scheibenbremse			24.3727-1949.2 581949	L= 1.715
<b>TOYOTA - PRIUS Stufenheck (_W1_) 05/00→01/04</b>								
 <b>Bremsbackensatz, Feststellbremse</b>								
1.5 Hybrid (NHW1_)	53	05/00→01/04	➔	→ 07/03			03.0137-0459.2 650459	Ø 172 x 32
<b>TOYOTA - PROACE Kasten/Kombi (MDX_) 06/13→03/16</b>								
 <b>Radbremszylinder</b>								
1.6 D (MDX9_)	66	06/13→03/16	➔				24.3222-1726.3 020518	TRW Ø 22,2 ALU
2.0 D (MDX3_)	94	06/13→03/16						
2.0 D (MDX6_)	120	06/13→03/16						
<b>Zubehörsatz, Bremsbacken</b>								
1.6 D (MDX9_)	66	06/13→03/16	➔				03.0137-9291.2 669291	
↓								










	kw			 	! #		
<b>TOYOTA - PROACE Kasten/Kombi (MDX_) 06/13→03/16</b>							
<b>Zubehörsatz, Bremsbacken</b>							
2.0 D (MDX3_)	94	06/13→03/16	➔			03.0137-9291.2	669291
2.0 D (MDX6_)	120	06/13→03/16	➔				
<b> Bremsbackensatz</b>							
1.6 D (MDX9_)	66	06/13→03/16	➔			03.0137-0334.2	650334 TRW Ø 254 x 57 + HEB
2.0 D (MDX3_)	94	06/13→03/16	➔			03.0520-7122.3	697122 TRW Ø 254 x 57 Ø 22,2 + RZ / + Zub TopKit
2.0 D (MDX6_)	120	06/13→03/16	➔				
<b>TOYOTA - RAV 4 I (_A1_) 01/94→09/00</b>							
<b> Radbremszylinder</b>							
2.0 4WD	99	01/94→09/99	➔	04/94→		24.3217-1728.3	020534 Ø 17,46 GG
2.0 4WD (SXA10)	95	06/94→06/00	➔			24.3217-1728.3	020534 Ø 17,46 GG
<b> Bremstrommel</b>							
2.0 4WD	99	01/94→09/99	➔	04/94→		24.0222-8008.1	480304 Ø 228,6 x 52,1 / 230,6
2.0 4WD (SXA10)	95	06/94→06/00	➔			24.0222-8008.1	480304 Ø 228,6 x 52,1 / 230,6
<b> Bremsbackensatz</b>							
2.0 4WD	99	01/94→09/99	➔	04/94→		03.0137-0318.2	650318 Ø 229 x 41
2.0 4WD (SXA10)	95	06/94→06/00	➔			03.0137-0318.2	650318 Ø 229 x 41
<b> Seilzug, Feststellbremse</b>							
2.0 4WD	99	01/94→09/99	➔	⬆; 04/94→; Trommelbremse		24.3727-1913.2	581913 L= 258
			➔	⬆; 04/94→; Trommelbremse		24.3727-1945.2	581945 L= 1.345
			➔	⬆; 04/94→; Trommelbremse		24.3727-1946.2	581946 L= 1.340
2.0 4WD (SXA10)	95	06/94→06/00	➔	⬆; Trommelbremse		24.3727-1913.2	581913 L= 258
			➔	⬆; Trommelbremse		24.3727-1945.2	581945 L= 1.345
			➔	⬆; Trommelbremse		24.3727-1946.2	581946 L= 1.340
<b>TOYOTA - RAV 4 I Cabrio (_A1_) 12/97→06/00</b>							
<b> Radbremszylinder</b>							
2.0 16V 4WD	94	12/97→06/00	➔			24.3217-1728.3	020534 Ø 17,46 GG
<b> Bremstrommel</b>							
2.0 16V 4WD	94	12/97→06/00	➔			24.0222-8008.1	480304 Ø 228,6 x 52,1 / 230,6
<b> Bremsbackensatz</b>							
2.0 16V 4WD	94	12/97→06/00	➔			03.0137-0318.2	650318 Ø 229 x 41
<b> Seilzug, Feststellbremse</b>							
2.0 16V 4WD	94	12/97→06/00	➔	⬆; Trommelbremse		24.3727-1913.2	581913 L= 258
			➔	⬆; Trommelbremse		24.3727-1945.2	581945 L= 1.345
			➔	⬆; Trommelbremse		24.3727-1946.2	581946 L= 1.340
<b>TOYOTA - RAV 4 II (_A2_) 06/00→11/05</b>							
<b> Radbremszylinder</b>							
1.8 (ZCA25_, ZCA26_)	92	08/00→11/05	➔	02/01→; - ABS		24.3219-1754.3	020507 Ø 19,05 ALU
2.0 4WD	110	06/00→11/05	➔	- ABS		24.3219-1754.3	020507 Ø 19,05 ALU
2.4 4WD	112	08/03→11/05					
2.4 4WD	120	08/03→11/05					
2.0 D-4D 4WD (CLA20_, CLA21_)	85	05/01→11/05	➔	09/01→; - ABS		24.3219-1754.3	020507 Ø 19,05 ALU
<b> Bremstrommel</b>							
1.8 (ZCA25_, ZCA26_)	92	08/00→11/05	➔	02/01→; - ABS		24.0222-8008.1	480304 Ø 228,6 x 52,1 / 230,6
2.0 4WD	110	06/00→11/05	➔	- ABS		24.0222-8008.1	480304 Ø 228,6 x 52,1 / 230,6
2.4 4WD	112	08/03→11/05					
2.4 4WD	120	08/03→11/05					
2.0 D-4D 4WD (CLA20_, CLA21_)	85	05/01→11/05	➔	09/01→; - ABS		24.0222-8008.1	480304 Ø 228,6 x 52,1 / 230,6
↓							

	kw			 	! #		
<b>TOYOTA - RAV 4 II (_A2_) 06/00→11/05</b>							
 <b>Bremsbackensatz</b>							
1.8 (ZCA25_, ZCA26_)	92	08/00→11/05	➔	02/01→ 07/02; - ABS		<b>03.0137-0318.2 650318</b>	Ø 229 x 41
			➔	08/02→; - ABS		<b>03.0137-0448.2 650448</b>	Ø 228 x 42 - HEB
2.0 4WD	110	06/00→11/05	➔	→ 07/02; - ABS		<b>03.0137-0318.2 650318</b>	Ø 229 x 41
			➔	08/02→; - ABS		<b>03.0137-0448.2 650448</b>	Ø 228 x 42 - HEB
2.0 D-4D 4WD (CLA20_, CLA21_)	85	05/01→11/05	➔	09/01→ 07/02; - ABS		<b>03.0137-0318.2 650318</b>	Ø 229 x 41
			➔	08/02→; - ABS		<b>03.0137-0448.2 650448</b>	Ø 228 x 42 - HEB
2.4 4WD	112	08/03→11/05	➔	- ABS		<b>03.0137-0448.2 650448</b>	Ø 228 x 42 - HEB
2.4 4WD	120	08/03→11/05					
 <b>Bremsbackensatz, Feststellbremse</b>							
1.8 (ZCA25_, ZCA26_)	92	08/00→11/05	➔	02/01→; + ABS		<b>03.0137-0400.2 650400</b>	Ø 190 x 45
2.0 4WD	110	06/00→11/05	➔	+ ABS		<b>03.0137-0400.2 650400</b>	Ø 190 x 45
2.4 4WD	112	08/03→11/05					
2.4 4WD	120	08/03→11/05					
2.0 D-4D 4WD (CLA20_, CLA21_)	85	05/01→11/05	➔	09/01→; + ABS		<b>03.0137-0400.2 650400</b>	Ø 190 x 45
<b>Zubehörsatz, Feststellbremsbacken</b>							
1.8 (ZCA25_, ZCA26_)	92	08/00→11/05	➔	02/01→; + ABS		<b>03.0137-9272.2 669272</b>	
2.0 4WD	110	06/00→11/05	➔	+ ABS		<b>03.0137-9272.2 669272</b>	
2.4 4WD	112	08/03→11/05					
2.4 4WD	120	08/03→11/05					
2.0 D-4D 4WD (CLA20_, CLA21_)	85	05/01→11/05	➔	09/01→; + ABS		<b>03.0137-9272.2 669272</b>	
 <b>Seilzug, Feststellbremse</b>							
1.8 (ZCA25_, ZCA26_)	92	08/00→11/05	←	⬆; 02/01→; - ABS; Trommelbremse	<b>24.3727-1917.2 581917</b>	L= 408	
			←	⬆; 02/01→; + ABS; Scheibenbremse	<b>24.3727-1917.2 581917</b>	L= 408	
			➔	☐; 02/01→; - ABS; Trommelbremse	<b>24.3727-1924.2 581924</b>	L= 1.307	
			➔	☐; 02/01→; - ABS; Trommelbremse	<b>24.3727-1925.2 581925</b>	L= 1.307	
			➔	☐; 02/01→; + ABS; Scheibenbremse	<b>24.3727-1947.2 581947</b>	L= 1.425	
			➔	☐; 02/01→; + ABS; Scheibenbremse	<b>24.3727-1963.2 581963</b>	L= 1.425	
2.0 4WD 2.4 4WD 2.4 4WD	110 112 120	06/00→11/05 08/03→11/05 08/03→11/05	←	⬆; + ABS; Scheibenbremse	<b>24.3727-1917.2 581917</b>	L= 408	
			←	⬆; - ABS; Trommelbremse	<b>24.3727-1917.2 581917</b>	L= 408	
			➔	☐; - ABS; Trommelbremse	<b>24.3727-1924.2 581924</b>	L= 1.307	
			➔	☐; - ABS; Trommelbremse	<b>24.3727-1925.2 581925</b>	L= 1.307	
			➔	☐; + ABS; Scheibenbremse	<b>24.3727-1947.2 581947</b>	L= 1.425	
			➔	☐; + ABS; Scheibenbremse	<b>24.3727-1963.2 581963</b>	L= 1.425	
2.0 D-4D 4WD (CLA20_, CLA21_)	85	05/01→11/05	←	⬆; 09/01→; - ABS; Trommelbremse	<b>24.3727-1917.2 581917</b>	L= 408	
			←	⬆; 09/01→; + ABS; Scheibenbremse	<b>24.3727-1917.2 581917</b>	L= 408	
			➔	☐; 09/01→; - ABS; Trommelbremse	<b>24.3727-1924.2 581924</b>	L= 1.307	
			➔	☐; 09/01→; - ABS; Trommelbremse	<b>24.3727-1925.2 581925</b>	L= 1.307	
			➔	☐; 09/01→; + ABS; Scheibenbremse	<b>24.3727-1947.2 581947</b>	L= 1.425	
			➔	☐; 09/01→; + ABS; Scheibenbremse	<b>24.3727-1963.2 581963</b>	L= 1.425	
<b>TOYOTA - RAV 4 III (_A3_) 06/05→</b>							
 <b>Bremsbackensatz, Feststellbremse</b>							
2.0 (ZSA35_)	116	12/08→	➔			<b>03.0137-3012.2 653012</b>	Ø 172 x 32 - HEB
2.0 4WD (ZSA30_)	116	12/08→					
2.0 VVT-i	109	03/09→					
2.0 VVT-i 4WD	109	03/09→					
2.0 VVT-i 4WD (ACA30_)	112	03/06→					
2.2 D-4D (ALA35_)	110	12/08→12/13					
2.2 D-4D 4WD (ALA30_)	100	03/06→					
2.2 D-4D 4WD (ALA30_)	110	12/08→12/13					
2.2 D-CAT 4WD (ALA30_)	130	03/06→					
2.4 VVTi	125	11/05→					
2.4 VVTi 4WD	125	11/05→					
2.5	132	11/08→					
2.5 4WD	132	11/08→					
3.5 4WD	206	08/07→					
3.5 VVTi 4WD	198	11/05→					
3.5 VVTi 4WD (GSA33)	201	11/05→					
↓							











	kW			 	! #		
<b>TOYOTA - RAV 4 III (_A3_) 06/05→</b>							
 <b>Seilzug, Feststellbremse</b>							
2.0 (ZSA35_)	116	12/08→	←	↑; Scheibenbremse		24.3727-1956.2 581956	L= 320
2.0 4WD (ZSA30_)	116	12/08→	→	□; Scheibenbremse		24.3727-1964.2 581964	L= 1.882
2.0 VVT-i	109	03/09→	→	□; Scheibenbremse		24.3727-1965.2 581965	L= 1.841
2.0 VVT-i 4WD	109	03/09→	→	□; Scheibenbremse		24.3727-1965.2 581965	L= 1.841
2.0 VVT-i 4WD (ACA30_)	112	03/06→	→	□; Scheibenbremse		24.3727-1965.2 581965	L= 1.841
2.2 D-4D (ALA35_)	110	12/08→12/13	→	□; Scheibenbremse		24.3727-1965.2 581965	L= 1.841
2.2 D-4D 4WD (ALA30_)	100	03/06→	→	□; Scheibenbremse		24.3727-1965.2 581965	L= 1.841
2.2 D-4D 4WD (ALA30_)	110	12/08→12/13	→	□; Scheibenbremse		24.3727-1965.2 581965	L= 1.841
2.2 D-CAT 4WD (ALA30_)	130	03/06→	→	□; Scheibenbremse		24.3727-1965.2 581965	L= 1.841
2.4 VVTi	125	11/05→	←	↑; → 09/07; Scheibenbremse		24.3727-1956.2 581956	L= 320
2.4 VVTi 4WD	125	11/05→	←	↑; 10/07→; Scheibenbremse		24.3727-1956.2 581956	L= 320
2.5	132	11/08→	←	↑; Scheibenbremse		24.3727-1956.2 581956	L= 320
2.5 4WD	132	11/08→	←	↑; Scheibenbremse		24.3727-1956.2 581956	L= 320
3.5 4WD	206	08/07→	←	↑; Scheibenbremse		24.3727-1956.2 581956	L= 320
3.5 VVTi 4WD	198	11/05→	←	↑; Scheibenbremse		24.3727-1956.2 581956	L= 320
3.5 VVTi 4WD (GSA33)	201	11/05→	←	↑; Scheibenbremse		24.3727-1956.2 581956	L= 320
<b>TOYOTA - RAV 4 IV (_A4_) 12/12→</b>							
 <b>Bremsbackensatz, Feststellbremse</b>							
2.0 D-4D (WWA42_)	105	10/15→				03.0137-3012.2 653012	Ø 172 x 32 - HEB
2.0 VVT-i 4WD (ZSA44_)	112	04/15→				03.0137-3012.2 653012	Ø 172 x 32 - HEB
2.0 VVT-i	107	12/12→	→			03.0137-3012.2 653012	Ø 172 x 32 - HEB
2.5 VVT-i 4WD	132	12/12→	→			03.0137-3012.2 653012	Ø 172 x 32 - HEB
2.0 VVT-i 4WD (ZSA44_)	111	12/12→	→			03.0137-3012.2 653012	Ø 172 x 32 - HEB
2.2 D4-D 4WD	110	12/12→	→			03.0137-3012.2 653012	Ø 172 x 32 - HEB
 <b>Seilzug, Feststellbremse</b>							
2.0 VVT-i	107	12/12→	←	↑; Scheibenbremse		24.3727-1956.2 581956	L= 320
2.0 VVT-i 4WD (ZSA44_)	111	12/12→	→	□; Scheibenbremse		24.3727-1964.2 581964	L= 1.882
2.2 D4-D 4WD	110	12/12→	→	□; Scheibenbremse		24.3727-1965.2 581965	L= 1.841
2.5 VVT-i 4WD	132	12/12→	←	↑; Scheibenbremse		24.3727-1956.2 581956	L= 320
<b>TOYOTA - STARLET (_P8_) 12/89→03/96</b>							
<b>Zubehörsatz, Bremsbacken</b>							
1.3 12V Cat (EP81)	55	12/89→03/96	→			03.0137-9080.2 669080	
1.5 D (NP80_)	40	12/89→03/96	→			03.0137-9080.2 669080	
 <b>Bremsbackensatz</b>							
1.3 12V Cat (EP81)	55	12/89→03/96	→			03.0137-0257.2 650257	Ø 180 x 28
1.5 D (NP80_)	40	12/89→03/96	→			03.0137-0257.2 650257	Ø 180 x 28
<b>TOYOTA - STARLET (_P9_) 01/96→10/99</b>							
 <b>Radbremszylinder</b>							
1.3 (EP91_, EP95_)	55	01/96→10/99	→	□; → 07/99; - ABS		24.3217-1733.3 020559	Ø 17,46 ALU
			→	□; → 07/99; - ABS		24.3217-1734.3 020560	Ø 17,46 ALU
<b>Zubehörsatz, Bremsbacken</b>							
1.3 (EP91_, EP95_)	55	01/96→10/99	→	→ 07/99		03.0137-9080.2 669080	
 <b>Bremsbackensatz</b>							
1.3 (EP91_, EP95_)	55	01/96→10/99	→	→ 07/99		03.0137-0257.2 650257	Ø 180 x 28
 <b>Seilzug, Feststellbremse</b>							
1.3 (EP91_, EP95_)	55	01/96→10/99	←	↑; → 07/99; Trommelbremse		24.3727-1913.2 581913	L= 258
			→	□; → 07/99; Trommelbremse		24.3727-1950.2 581950	L= 1.485
			→	□; → 07/99; Trommelbremse		24.3727-1951.2 581951	L= 1.508
<b>TOYOTA - SUPRA (_A8_) 05/93→07/02</b>							
 <b>Bremsbackensatz, Feststellbremse</b>							
3.0 i (JZA80_)	168	05/93→07/02	→	→ 08/98		03.0137-0400.2 650400	Ø 190 x 45
3.0 i Bi-Turbo (JZA80_)	243	05/93→07/02	→	→ 08/98		03.0137-0400.2 650400	Ø 190 x 45













	kw			 	! #		
<b>TOYOTA - URBAN CRUISER ( P1 ) 07/07→</b>							
 <b>Seilzug, Feststellbremse</b>							
1.33 (NSP110_)	73	01/09→	➡	☐; 04/10→; Scheibenbremse	24.3727-1954.2	581954	L= 1.617
			➡	☐; 04/10→; Scheibenbremse	24.3727-1955.2	581955	L= 1.665
1.33 (NSP110_)	74	04/09→	➡	☐; Scheibenbremse	24.3727-1954.2	581954	L= 1.617
			➡	☐; Scheibenbremse	24.3727-1955.2	581955	L= 1.665
1.4 D-4D (NLP110_)	66	01/09→04/14	➡	☐; 04/09→; Scheibenbremse	24.3727-1954.2	581954	L= 1.617
1.4 D-4D 4WD (NLP115_)	66	01/09→04/14	➡	☐; 04/09→; Scheibenbremse	24.3727-1955.2	581955	L= 1.665
<b>TOYOTA - VERSO S ( P12 ) 11/10→10/16</b>							
 <b>Bremsbackensatz</b>							
1.33 (NSP120_)	70	11/10→10/16	➡		03.0137-0528.2	650528	Ø 228 x 37 - HEB
1.33 (NSP120_)	73	11/10→10/16					
1.4 D4-D (NLP121_)	66	11/10→10/16					
 <b>Seilzug, Feststellbremse</b>							
1.33 (NSP120_)	70	11/10→10/16	➡	☐; Trommelbremse	24.3727-1961.2	581961	L= 1.657
1.33 (NSP120_)	73	11/10→10/16	➡	☐; Trommelbremse	24.3727-1962.2	581962	L= 1.695
1.4 D4-D (NLP121_)	66	11/10→10/16	➡	☐; Trommelbremse	24.3727-1962.2	581962	L= 1.695
<b>TOYOTA - YARIS ( P1 ) 01/99→12/05</b>							
 <b>Radbremszylinder</b>							
1.0 (SCP10_)	48	03/03→09/05	➡	☐; 04/03→ 08/05; Made in Japan	24.3217-1721.3	020489	Ø 17,46 ALU
			➡	☐; 04/03→ 08/05; Made in Japan	24.3217-1722.3	020490	Ø 17,46 ALU
			➡	04/03→ 08/05; Made in Frankreich	24.3219-1744.3	020488	BOS Ø 19,05 ALU
1.0 (SCP10_)	50	04/99→09/05	➡	☐; 08/99→ 03/03; Made in Japan	24.3217-1721.3	020489	Ø 17,46 ALU
			➡	☐; 08/99→ 03/03; Made in Japan	24.3217-1722.3	020490	Ø 17,46 ALU
			➡	→ 03/03; Made in Frankreich	24.3219-1744.3	020488	BOS Ø 19,05 ALU
1.3 (NCP10_, SCP12_)	63	11/99→10/05	➡	☐; → 10/04; Made in Japan	24.3217-1721.3	020489	Ø 17,46 ALU
			➡	☐; → 10/04; Made in Japan	24.3217-1722.3	020490	Ø 17,46 ALU
1.3 (SCP12_)	57	09/03→12/04	➡	Made in Frankreich	24.3219-1744.3	020488	BOS Ø 19,05 ALU
1.3 (SCP12_)	64	08/99→09/05	➡	04/02→ 08/05; Made in Frankreich	24.3219-1744.3	020488	BOS Ø 19,05 ALU
1.4 D-4D (NLP10_)	55	10/01→09/05	➡	12/01→ 08/05; Made in Frankreich	24.3219-1744.3	020488	BOS Ø 19,05 ALU
<b>Zubehörsatz, Bremsbacken</b>							
1.0 (SCP10_)	48	03/03→09/05		04/03→ 08/05	03.0137-9236.2	669236	
			➡	04/03→ 08/05	03.0137-9287.2	669287	BOS
1.0 (SCP10_)	50	04/99→09/05		→ 03/03	03.0137-9236.2	669236	
			➡	→ 03/03	03.0137-9287.2	669287	BOS
1.3 (NCP10_, SCP12_)	63	11/99→10/05		→ 10/04	03.0137-9236.2	669236	
1.3 (SCP12_)	57	09/03→12/04	➡		03.0137-9287.2	669287	BOS
1.3 (SCP12_)	64	08/99→09/05	➡	04/02→ 08/05	03.0137-9287.2	669287	BOS
1.4 D-4D (NLP10_)	55	10/01→09/05	➡	12/01→ 08/05	03.0137-9287.2	669287	BOS
 <b>Bremstrommel</b>							
1.0 (SCP10_)	48	03/03→09/05	➡	04/03→ 08/05; Made in Japan	24.0220-0041.1	480167	Ø 200,0 x 41,8 / 201
			➡	04/03→ 08/05; Made in Frankreich	24.0220-0047.1	480199	Ø 200,0 x 41 / 201
1.0 (SCP10_)	50	04/99→09/05	➡	→ 03/03; Made in Japan	24.0220-0041.1	480167	Ø 200,0 x 41,8 / 201
			➡	→ 03/03; Made in Frankreich	24.0220-0047.1	480199	Ø 200,0 x 41 / 201
1.3 (NCP10_, SCP12_)	63	11/99→10/05	➡	→ 10/04; Made in Japan	24.0220-0041.1	480167	Ø 200,0 x 41,8 / 201
1.3 (SCP12_)	57	09/03→12/04	➡	Made in Frankreich	24.0220-0047.1	480199	Ø 200,0 x 41 / 201
1.3 (SCP12_)	64	08/99→09/05	➡	04/02→ 08/05; Made in Frankreich	24.0220-0047.1	480199	Ø 200,0 x 41 / 201
1.4 D-4D (NLP10_)	55	10/01→09/05	➡	12/01→ 08/05; Made in Frankreich	24.0220-0047.1	480199	Ø 200,0 x 41 / 201
 <b>Bremsbackensatz</b>							
1.0 (SCP10_)	48	03/03→09/05	➡	04/03→ 08/05; Made in Japan	03.0137-0364.2	650364	Ø 200 x 32
					03.0520-4317.3	694317	Ø 200 x 32 Ø 17,46 + RZ / + Zub TopKit
			➡	04/03→ 08/05; Made in Frankreich	03.0137-0466.2	650466	BOS Ø 200 x 32 + HEB
					03.0520-6519.3	696519	BOS Ø 200 x 32 Ø 19,05 + RZ / + Zub TopKit
↓							

	kw			 	! #		
<b>TOYOTA - YARIS (P1_) 01/99→12/05</b>							
<b> Bremsbackensatz</b>							
1.0 (SCP10_)	50	04/99→09/05	➡	→ 03/03; Made in Japan		<b>03.0137-0364.2 650364</b> <b>03.0520-4317.3 694317</b>	Ø 200 x 32 Ø 200 x 32 Ø 17,46 + RZ / + Zub TopKit
			➡	→ 03/03; Made in Frankreich		<b>03.0137-0466.2 650466</b> <b>03.0520-6519.3 696519</b>	BOS Ø 200 x 32 + HEB BOS Ø 200 x 32 Ø 19,05 + RZ / + Zub TopKit
1.3 (NCP10_, SCP12_)	63	11/99→10/05	➡	→ 10/04; Made in Japan		<b>03.0137-0364.2 650364</b> <b>03.0520-4317.3 694317</b>	Ø 200 x 32 Ø 200 x 32 Ø 17,46 + RZ / + Zub TopKit
1.3 (SCP12_)	57	09/03→12/04	➡	Made in Frankreich		<b>03.0137-0466.2 650466</b> <b>03.0520-6519.3 696519</b>	BOS Ø 200 x 32 + HEB BOS Ø 200 x 32 Ø 19,05 + RZ / + Zub TopKit
1.3 (SCP12_)	64	08/99→09/05	➡	04/02→ 08/05; Made in Frankreich		<b>03.0137-0466.2 650466</b> <b>03.0520-6519.3 696519</b>	BOS Ø 200 x 32 + HEB BOS Ø 200 x 32 Ø 19,05 + RZ / + Zub TopKit
1.4 D-4D (NLP10_)	55	10/01→09/05	➡	12/01→ 08/05; Made in Frankreich		<b>03.0137-0466.2 650466</b> <b>03.0520-6519.3 696519</b>	BOS Ø 200 x 32 + HEB BOS Ø 200 x 32 Ø 19,05 + RZ / + Zub TopKit
<b> Bremsbackensatz, Feststellbremse</b>							
1.0 (SCP10_)	48	03/03→09/05	➡	04/03→ 08/05; + ABS		<b>03.0137-0459.2 650459</b>	Ø 172 x 32
1.0 (SCP10_)	50	04/99→09/05	➡	→ 03/03; + ABS		<b>03.0137-0459.2 650459</b>	Ø 172 x 32
1.3 (NCP10_, SCP12_)	63	11/99→10/05	➡	→ 10/04; + ABS		<b>03.0137-0459.2 650459</b>	Ø 172 x 32
1.3 (SCP12_)	57	09/03→12/04	➡	+ ABS		<b>03.0137-0459.2 650459</b>	Ø 172 x 32
1.3 (SCP12_)	64	08/99→09/05	➡	04/02→ 08/05; + ABS		<b>03.0137-0459.2 650459</b>	Ø 172 x 32
1.5 (NCP13_)	77	01/03→11/05	➡	→ 08/05		<b>03.0137-0459.2 650459</b>	Ø 172 x 32
1.5 (NCP13_)	78	04/01→09/05	➡	→ 03/03		<b>03.0137-0459.2 650459</b>	Ø 172 x 32
1.5 (NCP13_)	110	03/00→07/05	➡	04/03→ 10/04		<b>03.0137-0459.2 650459</b>	Ø 172 x 32
<b> Seilzug, Feststellbremse</b>							
1.0 (SCP10_)	48	03/03→09/05	➡	<input type="checkbox"/> ; 04/03→ 08/05; für Fahrzeuge mit Scheibenbremse an der Hinterachse; Scheibenbremse		<b>24.3727-1911.2 581911</b>	L= 1.520
			➡	<input type="checkbox"/> ; 04/03→ 08/05; für Fahrzeuge mit Scheibenbremse an der Hinterachse; Scheibenbremse		<b>24.3727-1912.2 581912</b>	L= 1.481
			➡	<input type="checkbox"/> ; 04/03→ 08/05; für Fahrzeuge mit Trommelbremse an der Hinterachse; Trommelbremse		<b>24.3727-1920.2 581920</b>	L= 1.553
			➡	<input type="checkbox"/> ; 04/03→ 08/05; für Fahrzeuge mit Trommelbremse an der Hinterachse; Trommelbremse		<b>24.3727-1921.2 581921</b>	L= 1.580
1.0 (SCP10_)	50	04/99→09/05	➡	<input type="checkbox"/> ; → 07/99; für Fahrzeuge mit Trommelbremse an der Hinterachse; Trommelbremse		<b>24.3727-1903.2 581903</b>	L= 1.503
			➡	<input type="checkbox"/> ; → 07/99; für Fahrzeuge mit Trommelbremse an der Hinterachse; Trommelbremse		<b>24.3727-1909.2 581909</b>	L= 1.543
			➡	<input type="checkbox"/> ; 08/99→ 03/03; für Fahrzeuge mit Scheibenbremse an der Hinterachse; Scheibenbremse		<b>24.3727-1911.2 581911</b>	L= 1.520
			➡	<input type="checkbox"/> ; 08/99→ 03/03; für Fahrzeuge mit Scheibenbremse an der Hinterachse; Scheibenbremse		<b>24.3727-1912.2 581912</b>	L= 1.481
			➡	<input type="checkbox"/> ; 08/99→ 03/03; für Fahrzeuge mit Trommelbremse an der Hinterachse; Trommelbremse		<b>24.3727-1920.2 581920</b>	L= 1.553
			➡	<input type="checkbox"/> ; 08/99→ 03/03; für Fahrzeuge mit Trommelbremse an der Hinterachse; Trommelbremse		<b>24.3727-1921.2 581921</b>	L= 1.580
1.3 (NCP10_, SCP12_)	63	11/99→10/05	➡	<input type="checkbox"/> ; → 10/04; für Fahrzeuge mit Trommelbremse an der Hinterachse; Trommelbremse		<b>24.3727-1903.2 581903</b>	L= 1.503
			➡	<input type="checkbox"/> ; → 10/04; für Fahrzeuge mit Trommelbremse an der Hinterachse; Trommelbremse		<b>24.3727-1909.2 581909</b>	L= 1.543
			➡	<input type="checkbox"/> ; → 10/04; für Fahrzeuge mit Scheibenbremse an der Hinterachse; Scheibenbremse		<b>24.3727-1911.2 581911</b>	L= 1.520













	kw			 	! #		
<b>TOYOTA - YARIS (_P1_) 01/99→12/05</b>							
 <b>Seilzug, Feststellbremse</b>							
1.3 (NCP10_, SCP12_)	63	11/99→10/05	➔	<input type="checkbox"/> ; → 10/04; für Fahrzeuge mit Scheibenbremse an der Hinterachse; Scheibenbremse		24.3727-1912.2 581912	L= 1.481
1.3 (SCP12_)	57	09/03→12/04	➔	<input type="checkbox"/> ; für Fahrzeuge mit Scheibenbremse an der Hinterachse; Scheibenbremse		24.3727-1911.2 581911	L= 1.520
			➔	<input type="checkbox"/> ; für Fahrzeuge mit Scheibenbremse an der Hinterachse; Scheibenbremse		24.3727-1912.2 581912	L= 1.481
			➔	<input type="checkbox"/> ; für Fahrzeuge mit Trommelbremse an der Hinterachse; Trommelbremse		24.3727-1920.2 581920	L= 1.553
			➔	<input type="checkbox"/> ; für Fahrzeuge mit Trommelbremse an der Hinterachse; Trommelbremse		24.3727-1921.2 581921	L= 1.580
1.3 (SCP12_)	64	08/99→09/05	➔	<input type="checkbox"/> ; 04/02→ 08/05; für Fahrzeuge mit Scheibenbremse an der Hinterachse; Scheibenbremse		24.3727-1911.2 581911	L= 1.520
			➔	<input type="checkbox"/> ; 04/02→ 08/05; für Fahrzeuge mit Scheibenbremse an der Hinterachse; Scheibenbremse		24.3727-1912.2 581912	L= 1.481
			➔	<input type="checkbox"/> ; 04/02→ 08/05; für Fahrzeuge mit Trommelbremse an der Hinterachse; Trommelbremse		24.3727-1920.2 581920	L= 1.553
			➔	<input type="checkbox"/> ; 04/02→ 08/05; für Fahrzeuge mit Trommelbremse an der Hinterachse; Trommelbremse		24.3727-1921.2 581921	L= 1.580
1.4 D-4D (NLP10_)	55	10/01→09/05	➔	<input type="checkbox"/> ; 12/01→ 03/03; für Fahrzeuge mit Trommelbremse an der Hinterachse; Trommelbremse		24.3727-1903.2 581903	L= 1.503
			➔	<input type="checkbox"/> ; 12/01→ 03/03; für Fahrzeuge mit Trommelbremse an der Hinterachse; Trommelbremse		24.3727-1909.2 581909	L= 1.543
			➔	<input type="checkbox"/> ; 12/01→ 08/05; für Fahrzeuge mit Scheibenbremse an der Hinterachse; Scheibenbremse		24.3727-1911.2 581911	L= 1.520
			➔	<input type="checkbox"/> ; 12/01→ 08/05; für Fahrzeuge mit Scheibenbremse an der Hinterachse; Scheibenbremse		24.3727-1912.2 581912	L= 1.481
			➔	<input type="checkbox"/> ; 04/03→ 08/05; für Fahrzeuge mit Trommelbremse an der Hinterachse; Trommelbremse		24.3727-1920.2 581920	L= 1.553
			➔	<input type="checkbox"/> ; 04/03→ 08/05; für Fahrzeuge mit Trommelbremse an der Hinterachse; Trommelbremse		24.3727-1921.2 581921	L= 1.580
1.5 (NCP13_)	77	01/03→11/05	➔	<input type="checkbox"/> ; → 08/05; für Fahrzeuge mit Scheibenbremse an der Hinterachse; Scheibenbremse		24.3727-1911.2 581911	L= 1.520
			➔	<input type="checkbox"/> ; → 08/05; für Fahrzeuge mit Scheibenbremse an der Hinterachse; Scheibenbremse		24.3727-1912.2 581912	L= 1.481
1.5 (NCP13_)	78	04/01→09/05	➔	<input type="checkbox"/> ; → 03/03; für Fahrzeuge mit Scheibenbremse an der Hinterachse; Scheibenbremse		24.3727-1911.2 581911	L= 1.520
			➔	<input type="checkbox"/> ; → 03/03; für Fahrzeuge mit Scheibenbremse an der Hinterachse; Scheibenbremse		24.3727-1912.2 581912	L= 1.481
1.5 (NCP13_)	110	03/00→07/05	➔	<input type="checkbox"/> ; 04/03→ 10/04; für Fahrzeuge mit Scheibenbremse an der Hinterachse; Scheibenbremse		24.3727-1911.2 581911	L= 1.520
			➔	<input type="checkbox"/> ; 04/03→ 10/04; für Fahrzeuge mit Scheibenbremse an der Hinterachse; Scheibenbremse		24.3727-1912.2 581912	L= 1.481
<b>TOYOTA - YARIS (_P9_) 01/05→</b>							
 <b>Radbremszylinder</b>							
1.0 GPL (KSP90_)	51	01/06→	➔	→ 08/11; Made in Frankreich		24.3220-1728.3 020509	Ø 20,64 ALU
1.33 VVT-i (NSP90_)	73	07/10→					
1.0 VVT-i (KSP90_)	51	01/05→11/11	➔	01/06→ 08/11; Made in Frankreich		24.3220-1728.3 020509	Ø 20,64 ALU
1.3 VVT-i (NCP90_, SCP90_)	63	01/05→					
1.3 VVT-i (SCP90_)	64	08/05→					
1.4 D-4D (NLP90_)	66	08/05→					
1.33 VVT-i (NSP90_)	74	11/08→	➔	03/09→ 08/11; Made in Frankreich		24.3220-1728.3 020509	Ø 20,64 ALU
↓							


























	kw			 	! #		
<b>TOYOTA - YARIS (_P9_) 01/05→</b>							
<b>Zubehörsatz, Bremsbacken</b>							
1.0 GPL (KSP90_) 1.33 VVT-i (NSP90_)	51 73	01/06→ 07/10→	➡	→ 08/11; Made in Frankreich		03.0137-9280.2 669280	
1.0 VVT-i (KSP90_) 1.3 VVT-i (NCP90_, SCP90_) 1.3 VVT-i (SCP90_) 1.4 D-4D (NLP90_)	51 63 64 66	01/05→11/11 01/05→ 08/05→ 08/05→	➡	01/06→ 08/11; Made in Frankreich		03.0137-9280.2 669280	
1.33 VVT-i (NSP90_)	74	11/08→	➡	03/09→ 08/11; Made in Frankreich		03.0137-9280.2 669280	
<b> Bremsbackensatz</b>							
1.0 GPL (KSP90_) 1.33 VVT-i (NSP90_)	51 73	01/06→ 07/10→	➡	→ 08/11; Made in Frankreich		03.0137-0502.2 650502 03.0520-8920.3 698920	Ø 203 x 38 + HEB AP Ø 203 x 38 Ø 20,64 + RZ / + Zub TopKit
1.0 VVT-i (KSP90_) 1.3 VVT-i (NCP90_, SCP90_) 1.3 VVT-i (SCP90_) 1.4 D-4D (NLP90_)	51 63 64 66	01/05→11/11 01/05→ 08/05→ 08/05→	➡	01/06→ 08/11; Made in Frankreich		03.0137-0502.2 650502 03.0520-8920.3 698920	Ø 203 x 38 + HEB AP Ø 203 x 38 Ø 20,64 + RZ / + Zub TopKit
1.33 VVT-i (NSP90_)	74	11/08→	➡	03/09→ 08/11; Made in Frankreich		03.0137-0502.2 650502 03.0520-8920.3 698920	Ø 203 x 38 + HEB AP Ø 203 x 38 Ø 20,64 + RZ / + Zub TopKit
<b> Seilzug, Feststellbremse</b>							
1.0 GPL (KSP90_)	51	01/06→	➡	<input type="checkbox"/> ; → 08/11; - ABS; Made in Frankreich; Trommelbremse	24.3727-1937.2 581937	581937	L= 1.555
			➡	<input type="checkbox"/> ; → 08/11; - ABS; Made in Frankreich; Trommelbremse	24.3727-1938.2 581938	581938	L= 1.600
			➡	<input type="checkbox"/> ; → 08/11; + ABS; Made in Japan; Scheibenbremse	24.3727-1954.2 581954	581954	L= 1.617
			➡	<input type="checkbox"/> ; → 08/11; + ABS; Made in Japan; Scheibenbremse	24.3727-1955.2 581955	581955	L= 1.665
			➡	<input type="checkbox"/> ; → 08/11; - ABS; Made in Japan; Trommelbremse	24.3727-1959.2 581959	581959	L= 1.558
			➡	<input type="checkbox"/> ; → 08/11; - ABS; Made in Japan; Trommelbremse	24.3727-1960.2 581960	581960	L= 1.600
1.0 VVT-i (KSP90_)	51	01/05→11/11	➡	<input type="checkbox"/> ; 01/06→ 08/11; - ABS; Made in Frankreich; Trommelbremse	24.3727-1937.2 581937	581937	L= 1.555
			➡	<input type="checkbox"/> ; 01/06→ 08/11; - ABS; Made in Frankreich; Trommelbremse	24.3727-1938.2 581938	581938	L= 1.600
			➡	<input type="checkbox"/> ; 01/06→ 08/11; + ABS; Made in Japan; Scheibenbremse	24.3727-1954.2 581954	581954	L= 1.617
			➡	<input type="checkbox"/> ; 01/06→ 08/11; + ABS; Made in Japan; Scheibenbremse	24.3727-1955.2 581955	581955	L= 1.665
			➡	<input type="checkbox"/> ; 01/06→ 08/11; - ABS; Made in Japan; Trommelbremse	24.3727-1959.2 581959	581959	L= 1.558
			➡	<input type="checkbox"/> ; 01/06→ 08/11; - ABS; Made in Japan; Trommelbremse	24.3727-1960.2 581960	581960	L= 1.600
1.33 VVT-i (NSP90_)	73	07/10→	➡	<input type="checkbox"/> ; → 08/11; - ABS; Made in Frankreich; Trommelbremse	24.3727-1937.2 581937	581937	L= 1.555
			➡	<input type="checkbox"/> ; → 08/11; - ABS; Made in Frankreich; Trommelbremse	24.3727-1938.2 581938	581938	L= 1.600
1.33 VVT-i (NSP90_)	74	11/08→	➡	<input type="checkbox"/> ; 03/09→ 08/11; - ABS; Made in Frankreich; Trommelbremse	24.3727-1937.2 581937	581937	L= 1.555
			➡	<input type="checkbox"/> ; 03/09→ 08/11; - ABS; Made in Frankreich; Trommelbremse	24.3727-1938.2 581938	581938	L= 1.600
1.3 VVT-i (NCP90_, SCP90_) 1.3 VVT-i (SCP90_) 1.4 D-4D (NLP90_)	63 64 66	01/05→ 08/05→ 08/05→	➡	<input type="checkbox"/> ; 01/06→ 08/11; - ABS; Made in Frankreich; Trommelbremse	24.3727-1937.2 581937	581937	L= 1.555
			➡	<input type="checkbox"/> ; 01/06→ 08/11; - ABS; Made in Frankreich; Trommelbremse	24.3727-1938.2 581938	581938	L= 1.600
1.8 VVTi	97	11/05→	➡	<input type="checkbox"/> ; 01/06→ 08/11; Made in Japan; Scheibenbremse	24.3727-1954.2 581954	581954	L= 1.617
			➡	<input type="checkbox"/> ; 01/06→ 08/11; Made in Japan; Scheibenbremse	24.3727-1955.2 581955	581955	L= 1.665
1.8 VVTi (ZSP90_)	98	01/07→	➡	<input type="checkbox"/> ; → 08/11; Made in Japan; Scheibenbremse	24.3727-1954.2 581954	581954	L= 1.617
			➡	<input type="checkbox"/> ; → 08/11; Made in Japan; Scheibenbremse	24.3727-1955.2 581955	581955	L= 1.665
<b>TOYOTA - YARIS (_P13_) 12/10→</b>							
<b> Radbremszylinder</b>							
1.0 (KSP130_) 1.3 4WD (NSP135_)	51 70	12/10→ 12/10→	➡	09/11→; Made in Frankreich; - ESP	24.3220-1739.3 020546	020546	Ø 20,64 ALU
↓							
















	kw			 	! #		
<b>TOYOTA - YARIS (_P13_) 12/10→</b>							
 <b>Radbremszylinder</b>							
1.3 (NCP130_) 1.3 (NSP130_) 1.3 (NSP130_)	63 70 73	08/11→ 09/11→ 09/11→	➔	Made in Frankreich; - ESP		24.3220-1739.3 020546	Ø 20,64 ALU
1.4 D-4D (NLP130_)	66	09/11→	➔	- ESP		24.3220-1739.3 020546	Ø 20,64 ALU
<b>Zubehörsatz, Bremsbacken</b>							
1.0 (KSP130_) 1.3 4WD (NSP135_)	51 70	12/10→ 12/10→	➔	09/11→; Made in Frankreich; - ESP		03.0137-9280.2 669280	
1.3 (NCP130_) 1.3 (NSP130_) 1.3 (NSP130_)	63 70 73	08/11→ 09/11→ 09/11→	➔	Made in Frankreich; - ESP		03.0137-9280.2 669280	
1.4 D-4D (NLP130_)	66	09/11→	➔	- ESP		03.0137-9280.2 669280	
 <b>Bremsbackensatz</b>							
1.0 (KSP130_)	51	12/10→	➔	09/11→; Made in Frankreich; - ESP		03.0137-0502.2 650502 03.0520-9920.3 699920	Ø 203 x 38 + HEB AP Ø 203 x 38 Ø 20,64 + RZ / + Zub TopKit
1.3 (NCP130_) 1.3 (NSP130_) 1.3 (NSP130_)	63 70 73	08/11→ 09/11→ 09/11→	➔	Made in Frankreich; - ESP		03.0137-0502.2 650502 03.0520-9920.3 699920	Ø 203 x 38 + HEB AP Ø 203 x 38 Ø 20,64 + RZ / + Zub TopKit
			➔	Made in Japan; - ESP		03.0137-0528.2 650528	Ø 228 x 37 - HEB
1.3 4WD (NSP135_)	70	12/10→	➔	09/11→; Made in Frankreich; - ESP		03.0137-0502.2 650502 03.0520-9920.3 699920	Ø 203 x 38 + HEB AP Ø 203 x 38 Ø 20,64 + RZ / + Zub TopKit
			➔	09/11→; Made in Japan; - ESP		03.0137-0528.2 650528	Ø 228 x 37 - HEB
1.4 D-4D (NLP130_)	66	09/11→	➔	- ESP		03.0137-0502.2 650502 03.0520-9920.3 699920	Ø 203 x 38 + HEB AP Ø 203 x 38 Ø 20,64 + RZ / + Zub TopKit
<b>TOYOTA - YARIS (_P15_) 10/13→</b>							
 <b>Radbremszylinder</b>							
1.2 (NSP152_)	63	10/13→	➔	Made in Frankreich; - ESP		24.3220-1739.3 020546	Ø 20,64 ALU
<b>Zubehörsatz, Bremsbacken</b>							
1.2 (NSP152_)	63	10/13→	➔	Made in Frankreich; - ESP		03.0137-9280.2 669280	
 <b>Bremsbackensatz</b>							
1.2 (NSP152_)	63	10/13→	➔	Made in Frankreich; - ESP		03.0137-0502.2 650502 03.0520-9920.3 699920	Ø 203 x 38 + HEB AP Ø 203 x 38 Ø 20,64 + RZ / + Zub TopKit
			➔	Made in Japan; - ESP		03.0137-0528.2 650528	Ø 228 x 37 - HEB
<b>TOYOTA - YARIS VERSO (_P2_) 08/99→09/05</b>							
 <b>Radbremszylinder</b>							
1.3 (NCP20_, NCP22_)	62	11/02→09/05	➔	<input type="checkbox"/> ; 01/03→; - ABS; Vollautomatik		24.3217-1721.3 020489	Ø 17,46 ALU
			➔	<input type="checkbox"/> ; 01/03→; - ABS; Vollautomatik		24.3217-1722.3 020490	Ø 17,46 ALU
			➔	<input type="checkbox"/> ; 01/03→; - ABS; Schaltgetriebe		24.3219-1749.3 020500	Ø 19,05 ALU
1.3 (NCP20_, NCP22_)	63	08/99→10/02	➔	<input type="checkbox"/> ; 11/99→; - ABS; Vollautomatik		24.3217-1721.3 020489	Ø 17,46 ALU
			➔	<input type="checkbox"/> ; 11/99→; - ABS; Vollautomatik		24.3217-1722.3 020490	Ø 17,46 ALU
			➔	<input type="checkbox"/> ; 11/99→; - ABS; Schaltgetriebe		24.3219-1749.3 020500	Ø 19,05 ALU
1.4 D-4D (NLP20_, NLP22_) 1.5 (NCP21_) 1.5 4WD (NCP21_)	55 77 78	12/01→09/05 05/03→09/05 03/00→09/05	➔	<input type="checkbox"/> ; - ABS		24.3219-1749.3 020500	Ø 19,05 ALU
1.5 (NCP21_)	78	03/00→09/05	➔	<input type="checkbox"/> ; → 03/03; - ABS		24.3219-1749.3 020500	Ø 19,05 ALU
<b>Zubehörsatz, Bremsbacken</b>							
1.3 (NCP20_, NCP22_)	62	11/02→09/05	➔	01/03→; - ABS		03.0137-9236.2 669236	
1.3 (NCP20_, NCP22_)	63	08/99→10/02	➔	11/99→; - ABS		03.0137-9236.2 669236	
1.4 D-4D (NLP20_, NLP22_) 1.5 (NCP21_) 1.5 4WD (NCP21_)	55 77 78	12/01→09/05 05/03→09/05 03/00→09/05	➔	- ABS		03.0137-9236.2 669236	
1.5 (NCP21_) ↓	78	03/00→09/05	➔	→ 03/03; - ABS		03.0137-9236.2 669236	

























	kw			 	! #		
<b>TOYOTA - YARIS VERSO ( _P2_ ) 08/99→09/05</b>							
 <b>Bremstrommel</b>							
1.3 (NCP20_, NCP22_)	62	11/02→09/05	➡	01/03→; - ABS		24.0220-0041.1 480167	Ø 200,0 x 41,8 / 201
1.3 (NCP20_, NCP22_)	63	08/99→10/02	➡	11/99→; - ABS		24.0220-0041.1 480167	Ø 200,0 x 41,8 / 201
1.4 D-4D (NLP20_, NLP22_)	55	12/01→09/05	➡	- ABS		24.0220-0041.1 480167	Ø 200,0 x 41,8 / 201
1.5 (NCP21_)	77	05/03→09/05					
1.5 4WD (NCP21_)	78	03/00→09/05					
1.5 (NCP21_)	78	03/00→09/05	➡	→ 03/03; - ABS		24.0220-0041.1 480167	Ø 200,0 x 41,8 / 201
 <b>Bremsbackensatz</b>							
1.3 (NCP20_, NCP22_)	62	11/02→09/05	➡	01/03→; - ABS		03.0137-0364.2 650364	Ø 200 x 32
				01/03→; - ABS; Vollautomatik		03.0520-4317.3 694317	Ø 200 x 32 Ø 17,46 + RZ / + Zub TopKit
				01/03→; - ABS; Schaltgetriebe		03.0520-7119.3 697119	Ø 200 x 32 Ø 19,05 + RZ / + Zub TopKit
1.3 (NCP20_, NCP22_)	63	08/99→10/02	➡	11/99→; - ABS		03.0137-0364.2 650364	Ø 200 x 32
				11/99→; - ABS; Vollautomatik		03.0520-4317.3 694317	Ø 200 x 32 Ø 17,46 + RZ / + Zub TopKit
				11/99→; - ABS; Schaltgetriebe		03.0520-7119.3 697119	Ø 200 x 32 Ø 19,05 + RZ / + Zub TopKit
1.4 D-4D (NLP20_, NLP22_)	55	12/01→09/05	➡	- ABS		03.0137-0364.2 650364	Ø 200 x 32
						03.0520-7119.3 697119	Ø 200 x 32 Ø 19,05 + RZ / + Zub TopKit
1.5 (NCP21_)	77	05/03→09/05					
1.5 4WD (NCP21_)	78	03/00→09/05					
1.5 (NCP21_)	78	03/00→09/05	➡	→ 03/03; - ABS		03.0137-0364.2 650364	Ø 200 x 32
						03.0520-7119.3 697119	Ø 200 x 32 Ø 19,05 + RZ / + Zub TopKit
 <b>Bremsbackensatz, Feststellbremse</b>							
1.3 (NCP20_, NCP22_)	62	11/02→09/05	➡	01/03→; + ABS		03.0137-0459.2 650459	Ø 172 x 32
1.3 (NCP20_, NCP22_)	63	08/99→10/02	➡	11/99→; + ABS		03.0137-0459.2 650459	Ø 172 x 32
1.4 D-4D (NLP20_, NLP22_)	55	12/01→09/05	➡	+ ABS		03.0137-0459.2 650459	Ø 172 x 32
1.5 (NCP21_)	77	05/03→09/05					
1.5 4WD (NCP21_)	78	03/00→09/05					
1.5 (NCP21_)	78	03/00→09/05	➡	→ 03/03; + ABS		03.0137-0459.2 650459	Ø 172 x 32
<b>VAUXHALL - ADAM 10/12→</b>							
 <b>Radbremszylinder</b>							
1.0	66	07/14→	➡			24.3219-1755.3 020508	Ø 19,05 ALU
1.0	85	07/14→					
1.4 LPG	64	07/13→					
1.4 S	110	11/14→					
1.2	51	10/12→	➡	01/13→		24.3219-1755.3 020508	Ø 19,05 ALU
1.4	64	10/12→					
1.4	74	10/12→					
<b>Zubehörsatz, Bremsbacken</b>							
1.0	66	07/14→	➡	F6000001→		03.0137-9309.2 669309	AP
1.0	85	07/14→	➡	→ E6999999		03.0137-9309.2 669309	AP
1.4 LPG	64	07/13→	➡	F6000001→		03.0137-9310.2 669310	AP
1.4 S	110	11/14→	➡	→ E6999999		03.0137-9310.2 669310	AP
1.2	51	10/12→	➡	F6000001→		03.0137-9309.2 669309	AP
1.4	64	10/12→	➡	01/13→; → E6999999		03.0137-9309.2 669309	AP
1.4	74	10/12→	➡	F6000001→		03.0137-9310.2 669310	AP
			➡	01/13→; → E6999999		03.0137-9310.2 669310	AP
 <b>Bremsbackensatz</b>							
1.0	66	07/14→	➡	F6000001→		03.0137-0478.2 650478	AP Ø 228 x 42 + HEB
1.0	85	07/14→	➡	→ E6999999		03.0137-0478.2 650478	AP Ø 228 x 42 + HEB
1.4 LPG	64	07/13→	➡			03.0520-6819.3 696819	AP Ø 228 x 42 Ø 19,05 + RZ / + Zub TopKit
1.4 S	110	11/14→	➡	F6000001→		03.0137-0479.2 650479	AP Ø 203 x 38 + HEB
			➡	→ E6999999		03.0137-0479.2 650479	AP Ø 203 x 38 + HEB
1.2	51	10/12→	➡	F6000001→		03.0137-0478.2 650478	AP Ø 228 x 42 + HEB
1.4	64	10/12→	➡	01/13→; → E6999999		03.0137-0478.2 650478	AP Ø 228 x 42 + HEB
1.4	74	10/12→	➡				
↓							

	kw				! #		
<b>VAUXHALL - ADAM 10/12→</b>							
 <b>Bremsbackensatz</b>							
1.2	51	10/12→	➔	01/13→; → E6999999		<b>03.0520-6819.3 696819</b>	AP Ø 228 x 42 Ø 19,05 + RZ / + Zub TopKit
1.0	64	10/12→					
1.4	74	10/12→	➔	F6000001→		<b>03.0137-0479.2 650479</b>	AP Ø 203 x 38 + HEB
			➔	01/13→; → E6999999		<b>03.0137-0479.2 650479</b>	AP Ø 203 x 38 + HEB
 <b>Seilzug, Feststellbremse</b>							
1.0	66	07/14→	➔	☒; Br.trommeldurchm.außen [mm]: 203; Trommelbremse	1	<b>24.3727-0799.2 580799</b>	L= 1.335 L2= 1.335
1.0	85	07/14→					
1.4 LPG	64	07/13→	➔	☒; Br.trommeldurchm.außen [mm]: 228; Trommelbremse	1	<b>24.3727-3500.2 583500</b>	L= 1.352 L2= 1.352
1.4 S	110	11/14→					
1.2	51	10/12→	➔	☒; 01/13→; Br.trommeldurchm.außen [mm]: 203; Trommelbremse	1	<b>24.3727-0799.2 580799</b>	L= 1.335 L2= 1.335
1.4	64	10/12→					
1.4	74	10/12→	➔	☒; 01/13→; Br.trommeldurchm.außen [mm]: 228; Trommelbremse	1	<b>24.3727-3500.2 583500</b>	L= 1.352 L2= 1.352
<b>VAUXHALL - AGILA Mk I (A) 02/00→03/08</b>							
 <b>Radbremszylinder</b>							
1.0 12V	43	09/00→08/05	➔			<b>24.3215-1701.3 020493</b>	Ø 15,87 ALU
1.2 16V Twinport	59	07/04→11/06					
1.0 12V	44	02/00→11/06	➔	09/00→		<b>24.3215-1701.3 020493</b>	Ø 15,87 ALU
1.2 16V	55	09/00→03/08	➔	→ 07/07		<b>24.3215-1701.3 020493</b>	Ø 15,87 ALU
<b>Zubehörsatz, Bremsbacken</b>							
1.0 12V	43	09/00→08/05	➔	→ 2G999999		<b>03.0137-9286.2 669286</b>	
1.2 16V Twinport	59	07/04→11/06	➔	3G0000001→		<b>03.0137-9300.2 669300</b>	
1.0 12V	44	02/00→11/06	➔	09/00→; → 2G999999		<b>03.0137-9286.2 669286</b>	
			➔	3G0000001→		<b>03.0137-9300.2 669300</b>	
1.2 16V	55	09/00→03/08	➔	→ 2G999999		<b>03.0137-9286.2 669286</b>	
			➔	3G0000001→; → 07/07		<b>03.0137-9300.2 669300</b>	
 <b>Bremstrommel</b>							
1.0 12V	43	09/00→08/05	➔	→ 2G999999		<b>24.0218-0039.1 480160</b>	Ø 180,0 x 34,5 / 182 - RLG / - ABS Ring
1.2 16V Twinport	59	07/04→11/06	➔	4G0000001→		<b>24.0220-0045.1 480189</b>	Ø 200,0 x 38 / 202 - RLG / - ABS Ring
1.0 12V	44	02/00→11/06	➔	09/00→; → 2G999999		<b>24.0218-0039.1 480160</b>	Ø 180,0 x 34,5 / 182 - RLG / - ABS Ring
			➔	4G0000001→		<b>24.0220-0045.1 480189</b>	Ø 200,0 x 38 / 202 - RLG / - ABS Ring
1.2 16V	55	09/00→03/08	➔	→ 2G999999		<b>24.0218-0039.1 480160</b>	Ø 180,0 x 34,5 / 182 - RLG / - ABS Ring
			➔	4G0000001→; → 07/07		<b>24.0220-0045.1 480189</b>	Ø 200,0 x 38 / 202 - RLG / - ABS Ring
 <b>Bremsbackensatz</b>							
1.0 12V	43	09/00→08/05	➔	→ 2G999999		<b>03.0137-0399.2 650399</b>	Ø 180 x 26 + HEB
1.2 16V Twinport	59	07/04→11/06				<b>03.0520-1315.3 691315</b>	Ø 180 x 26 Ø 15,87 + RZ / + Zub TopKit
			➔	3G0000001→		<b>03.0137-0465.2 650465</b>	Ø 200 x 29 + HEB
						<b>03.0520-1415.3 691415</b>	Ø 200 x 29 Ø 15,87 + RZ / + Zub TopKit
1.0 12V	44	02/00→11/06	➔	09/00→; → 2G999999		<b>03.0137-0399.2 650399</b>	Ø 180 x 26 + HEB
						<b>03.0520-1315.3 691315</b>	Ø 180 x 26 Ø 15,87 + RZ / + Zub TopKit
			➔	3G0000001→		<b>03.0137-0465.2 650465</b>	Ø 200 x 29 + HEB
						<b>03.0520-1415.3 691415</b>	Ø 200 x 29 Ø 15,87 + RZ / + Zub TopKit
1.2 16V	55	09/00→03/08	➔	→ 2G999999		<b>03.0137-0399.2 650399</b>	Ø 180 x 26 + HEB
						<b>03.0520-1315.3 691315</b>	Ø 180 x 26 Ø 15,87 + RZ / + Zub TopKit
			➔	3G0000001→; → 07/07		<b>03.0137-0465.2 650465</b>	Ø 200 x 29 + HEB
						<b>03.0520-1415.3 691415</b>	Ø 200 x 29 Ø 15,87 + RZ / + Zub TopKit










	kw			 	! #		
<b>VAUXHALL - AGILA Mk I (A) 02/00→03/08</b>							
 <b>Seilzug, Feststellbremse</b>							
1.0 12V 1.2 16V Twinport	43 59	09/00→08/05 07/04→11/06	➔	<input type="checkbox"/> ; 1G075422→ 2G999999; Trommelbremse		<b>24.3727-0771.2 580771</b>	L= 1.516 + Zub
			➔	<input type="checkbox"/> ; → 1G075421; Trommelbremse		<b>24.3727-0771.2 580771</b>	L= 1.516 + Zub
			➔	<input checked="" type="checkbox"/> ; 1G075422→ 2G999999; Trommelbremse		<b>24.3727-0772.2 580772</b>	L= 1.498
			➔	<input checked="" type="checkbox"/> ; → 1G075421; Trommelbremse		<b>24.3727-0774.2 580774</b>	L= 1.507 + Zub
			➔	<input type="checkbox"/> ; 3G000001→; Trommelbremse		<b>24.3727-0777.2 580777</b>	L= 1.536 + Zub
			➔	<input checked="" type="checkbox"/> ; 3G000001→; Trommelbremse		<b>24.3727-0778.2 580778</b>	L= 1.530 + Zub
1.0 12V	44	02/00→11/06	➔	<input type="checkbox"/> ; 09/00→; → 1G075421; Trommelbremse		<b>24.3727-0771.2 580771</b>	L= 1.516 + Zub
			➔	<input type="checkbox"/> ; 1G075422→ 2G999999; Trommelbremse		<b>24.3727-0771.2 580771</b>	L= 1.516 + Zub
			➔	<input checked="" type="checkbox"/> ; 1G075422→ 2G999999; Trommelbremse		<b>24.3727-0772.2 580772</b>	L= 1.498
			➔	<input checked="" type="checkbox"/> ; 09/00→; → 1G075421; Trommelbremse		<b>24.3727-0774.2 580774</b>	L= 1.507 + Zub
			➔	<input type="checkbox"/> ; 3G000001→; Trommelbremse		<b>24.3727-0777.2 580777</b>	L= 1.536 + Zub
			➔	<input checked="" type="checkbox"/> ; 3G000001→; Trommelbremse		<b>24.3727-0778.2 580778</b>	L= 1.530 + Zub
1.2 16V	55	09/00→03/08	➔	<input type="checkbox"/> ; 1G075422→ 2G999999; Trommelbremse		<b>24.3727-0771.2 580771</b>	L= 1.516 + Zub
			➔	<input type="checkbox"/> ; → 1G075421; Trommelbremse		<b>24.3727-0771.2 580771</b>	L= 1.516 + Zub
			➔	<input checked="" type="checkbox"/> ; 1G075422→ 2G999999; Trommelbremse		<b>24.3727-0772.2 580772</b>	L= 1.498
			➔	<input checked="" type="checkbox"/> ; → 1G075421; Trommelbremse		<b>24.3727-0774.2 580774</b>	L= 1.507 + Zub
			➔	<input type="checkbox"/> ; 3G000001→; → 07/07; Trommelbremse		<b>24.3727-0777.2 580777</b>	L= 1.536 + Zub
			➔	<input checked="" type="checkbox"/> ; 3G000001→; → 07/07; Trommelbremse		<b>24.3727-0778.2 580778</b>	L= 1.530 + Zub
<b>VAUXHALL - AGILA Mk II (B) 01/08→11/14</b>							
 <b>Radbremszylinder</b>							
1.0 12V 1.0 i 1.2 i 16V 1.2 i 16V 1.3 CDTI	48 50 63 69 55	01/08→11/14 08/11→11/14 01/08→11/14 01/08→11/14 01/08→11/14	➔			<b>24.3219-1756.3 020511</b>	BOS Ø 19,05 ALU
<b>Zubehörsatz, Bremsbacken</b>							
1.0 12V 1.0 i 1.2 i 16V 1.2 i 16V 1.3 CDTI	48 50 63 69 55	01/08→11/14 08/11→11/14 01/08→11/14 01/08→11/14 01/08→11/14	➔			<b>03.0137-9287.2 669287</b>	BOS
 <b>Bremsbackensatz</b>							
1.0 12V 1.0 i 1.2 i 16V 1.2 i 16V 1.3 CDTI	48 50 63 69 55	01/08→11/14 08/11→11/14 01/08→11/14 01/08→11/14 01/08→11/14	➔			<b>03.0137-0466.2 650466</b> <b>03.0520-6919.3 696919</b>	BOS Ø 200 x 32 + HEB BOS Ø 200 x 32 Ø 19,05 + RZ / + Zub TopKit
 <b>Seilzug, Feststellbremse</b>							
1.0 12V 1.0 i 1.2 i 16V 1.2 i 16V 1.3 CDTI	48 50 63 69 55	01/08→11/14 08/11→11/14 01/08→11/14 01/08→11/14 01/08→11/14	➔	<input checked="" type="checkbox"/> ; Trommelbremse		<b>24.3727-0792.2 580792</b>	L= 1.600
			➔	<input type="checkbox"/> ; Trommelbremse		<b>24.3727-0793.2 580793</b>	L= 1.600
<b>VAUXHALL - ANTARA (J26, H26) 08/06→</b>							
 <b>Bremsbackensatz, Feststellbremse</b>							
2.0 CDTI	93	08/06→04/15	➔	09/08→		<b>03.0137-3011.2 653011</b>	Ø 188 x 26 - HEB
2.0 CDTI 2.0 CDTI 4x4 2.2 CDTI 4x4 2.2 CDTi 4x4 2.2 CDTi FWD 2.4 2.4 2.4 4x4 3.2 V6 4x4	110 110 120 135 120 103 123 123 167	08/06→04/15 08/06→04/15 12/10→ 12/10→ 12/10→ 08/06→04/15 12/10→04/15 12/10→04/15 11/06→04/15	➔			<b>03.0137-3011.2 653011</b>	Ø 188 x 26 - HEB
2.0 CDTI 4x4	93	08/06→04/15	➔	03/07→		<b>03.0137-3011.2 653011</b>	Ø 188 x 26 - HEB
↓							












	kw			 	! #		
<b>VAUXHALL - ANTARA (J26, H26) 08/06→</b>							
 <b>Bremsbackensatz, Feststellbremse</b>							
2.4 2.4 4x4 3.0 4x4	126 126 188	11/10→04/15 11/10→04/15 11/10→04/15	➡	12/10→		03.0137-3011.2 653011	Ø 188 x 26 - HEB
2.4 4x4 2.4 LPG 4x4	103 103	08/06→04/15 08/06→	➡	01/07→		03.0137-3011.2 653011	Ø 188 x 26 - HEB
<b>VAUXHALL - ARENA Combi 01/97→08/01</b>							
 <b>Radbremsszylinder</b>							
1.9 D	44	03/98→08/01	➡	- ABS		24.3223-1106.3 020317	BDX Ø 23,81 GG
			➡	+ ABS		24.3225-1601.3 020359	TRW Ø 25,4 GG
2.5 D	55	03/98→08/01	➡			24.3225-1601.3 020359	TRW Ø 25,4 GG
<b>Zubehörsatz, Bremsbacken</b>							
1.9 D	44	03/98→08/01		→ 03/01; - ABS		03.0137-9211.2 669211	BDX
				+ ABS		03.0137-9216.2 669216	TRW
2.5 D	55	03/98→08/01				03.0137-9216.2 669216	TRW
 <b>Bremstrommel</b>							
1.9 D	44	03/98→08/01	➡	+ ABS		24.0225-4015.2 480178	Ø 254,0 x 70 / 254,8 - RLG / - ABS Ring / mit Radbe- festigungsbolzen
2.5 D	55	03/98→08/01	➡			24.0225-4015.2 480178	Ø 254,0 x 70 / 254,8 - RLG / - ABS Ring / mit Radbe- festigungsbolzen
 <b>Bremsbackensatz</b>							
1.9 D	44	03/98→08/01	➡	→ 03/01; - ABS		03.0137-0153.2 650153	BDX Ø 255 x 46
			➡	+ ABS		03.0137-0330.2 650330	TRW Ø 254 x 57 + HEB
						03.0520-0825.3 690825	TRW Ø 254 x 57 Ø 25,4 + RZ / + Zub TopKit
2.5 D	55	03/98→08/01	➡			03.0137-0330.2 650330	TRW Ø 254 x 57 + HEB
						03.0520-0825.3 690825	TRW Ø 254 x 57 Ø 25,4 + RZ / + Zub TopKit
<b>VAUXHALL - ARENA Van 01/97→08/01</b>							
 <b>Radbremsszylinder</b>							
1.9 D	44	03/98→08/01	➡	- ABS		24.3223-1106.3 020317	BDX Ø 23,81 GG
			➡	+ ABS		24.3225-1601.3 020359	TRW Ø 25,4 GG
2.5 D	55	03/98→08/01	➡			24.3225-1601.3 020359	TRW Ø 25,4 GG
<b>Zubehörsatz, Bremsbacken</b>							
1.9 D	44	03/98→08/01		→ 03/01; - ABS		03.0137-9211.2 669211	BDX
				+ ABS		03.0137-9216.2 669216	TRW
2.5 D	55	03/98→08/01				03.0137-9216.2 669216	TRW
 <b>Bremstrommel</b>							
1.9 D	44	03/98→08/01	➡	+ ABS		24.0225-4015.2 480178	Ø 254,0 x 70 / 254,8 - RLG / - ABS Ring / mit Radbe- festigungsbolzen
2.5 D	55	03/98→08/01	➡			24.0225-4015.2 480178	Ø 254,0 x 70 / 254,8 - RLG / - ABS Ring / mit Radbe- festigungsbolzen
 <b>Bremsbackensatz</b>							
1.9 D	44	03/98→08/01	➡	→ 03/01; - ABS		03.0137-0153.2 650153	BDX Ø 255 x 46
			➡	+ ABS		03.0137-0330.2 650330	TRW Ø 254 x 57 + HEB
						03.0520-0825.3 690825	TRW Ø 254 x 57 Ø 25,4 + RZ / + Zub TopKit
2.5 D	55	03/98→08/01	➡			03.0137-0330.2 650330	TRW Ø 254 x 57 + HEB
						03.0520-0825.3 690825	TRW Ø 254 x 57 Ø 25,4 + RZ / + Zub TopKit
<b>VAUXHALL - ASTRA Mk III (F) 09/91→09/98</b>							
 <b>Radbremsszylinder</b>							
1.6 i 1.6 i ↓	52 55	08/94→07/96 03/92→09/98	➡	→ R2500000		03.3217-3512.3 020032	Lucas Ø 17,46 GG














	kW			 	! #		
<b>VAUXHALL - ASTRA Mk III (F) 09/91→09/98</b>							
<b> Radbremszylinder</b>							
1.6 i 16V	74	08/94→09/98	➔	R2500001→		<b>24.3219-1715.3 020122</b>	Ø 19,05 ALU
1.7 D	44	07/92→09/98				<b>24.3219-1767.3 020552</b>	Ø 19,05 GG
1.7 TD	50	08/94→09/98					
1.7 TD	60	12/91→09/98					
1.8 i	66	03/92→09/98					
2.0 i	85	03/92→09/98					
1.8 i 16V	82	09/95→02/98	➔			<b>24.3219-1715.3 020122</b>	Ø 19,05 ALU
						<b>24.3219-1767.3 020552</b>	Ø 19,05 GG
1.8 i 16V	85	01/94→12/96	➔	11/94→		<b>24.3219-1715.3 020122</b>	Ø 19,05 ALU
						<b>24.3219-1767.3 020552</b>	Ø 19,05 GG
<b> Zubehörsatz, Bremsbacken</b>							
1.6 i	52	08/94→07/96	➔	→ SP999999; Schaltgetriebe		<b>03.0137-9166.2 669166</b>	
1.6 i	55	03/92→09/98	➔	T2500001→; Schaltgetriebe		<b>03.0137-9167.2 669167</b>	
1.7 D	44	07/92→09/98	➔	Vollautomatik		<b>03.0137-9167.2 669167</b>	
1.6 i 16V	74	08/94→09/98	➔			<b>03.0137-9167.2 669167</b>	
1.7 TD	50	08/94→09/98					
1.7 TD	60	12/91→09/98					
1.8 i	66	03/92→09/98					
1.8 i 16V	82	09/95→02/98					
2.0 i	85	03/92→09/98					
1.8 i 16V	85	01/94→12/96	➔	11/94→		<b>03.0137-9167.2 669167</b>	
<b> Bremstrommel</b>							
1.6 i	52	08/94→07/96	➔	Vollautomatik		<b>24.0220-0001.2 480013</b>	Ø 200,0 x 53,5 / 201,3
1.6 i	55	03/92→09/98	➔	Schaltgetriebe		<b>24.0220-0011.2 480016</b>	Ø 200,0 x 37,4 / 201
1.6 i 16V	74	08/94→09/98	➔			<b>24.0220-0001.2 480013</b>	Ø 200,0 x 53,5 / 201,3
1.7 TD	50	08/94→09/98					
1.7 TD	60	12/91→09/98					
1.8 i	66	03/92→09/98					
1.8 i 16V	82	09/95→02/98					
2.0 i	85	03/92→09/98					
1.7 D	44	07/92→09/98	➔	für Fahrzeuge mit verstärkter Bremse		<b>24.0220-0001.2 480013</b>	Ø 200,0 x 53,5 / 201,3
			➔	nicht für Fahrzeuge mit verstärkter Bremse		<b>24.0220-0011.2 480016</b>	Ø 200,0 x 37,4 / 201
1.8 i 16V	85	01/94→12/96	➔	11/94→		<b>24.0220-0001.2 480013</b>	Ø 200,0 x 53,5 / 201,3
<b> Bremsbackensatz</b>							
1.6 i	52	08/94→07/96	➔	→ SP999999; Schaltgetriebe		<b>03.0137-0266.2 650266</b>	Ø 200 x 29 + HEB
1.6 i	55	03/92→09/98	➔	T2500001→; Schaltgetriebe		<b>03.0137-0267.2 650267</b>	Ø 200 x 46 + HEB
1.7 D	44	07/92→09/98	➔			<b>03.0420-4019.3 684019</b>	DEL Ø 200 x 46 Ø 19,05 + RZ / + Zub Kit
						<b>03.0520-4019.3 694019</b>	DEL Ø 200 x 46 Ø 19,05 + RZ / + Zub TopKit
			➔	Vollautomatik		<b>03.0137-0267.2 650267</b>	Ø 200 x 46 + HEB
						<b>03.0420-4019.3 684019</b>	DEL Ø 200 x 46 Ø 19,05 + RZ / + Zub Kit
						<b>03.0520-4019.3 694019</b>	DEL Ø 200 x 46 Ø 19,05 + RZ / + Zub TopKit
			➔	R2500001→ SP999999; Schaltgetriebe		<b>03.0420-1019.3 681019</b>	TRW Ø 200 x 29 Ø 19,05 + RZ / + Zub Kit
						<b>03.0520-1019.3 691019</b>	TRW Ø 200 x 29 Ø 19,05 + RZ / + Zub TopKit
			➔	→ R2500000; Schaltgetriebe		<b>03.0520-1917.3 691917</b>	TRW Ø 200 x 29 Ø 17,46 + RZ / + Zub TopKit
1.6 i 16V	74	08/94→09/98	➔			<b>03.0137-0267.2 650267</b>	Ø 200 x 46 + HEB
1.8 i 16V	82	09/95→02/98	➔			<b>03.0420-4019.3 684019</b>	DEL Ø 200 x 46 Ø 19,05 + RZ / + Zub Kit
						<b>03.0520-4019.3 694019</b>	DEL Ø 200 x 46 Ø 19,05 + RZ / + Zub TopKit
1.7 TD	50	08/94→09/98	➔			<b>03.0137-0267.2 650267</b>	Ø 200 x 46 + HEB
1.7 TD	60	12/91→09/98	➔				
1.8 i	66	03/92→09/98	➔	R2500001→		<b>03.0420-4019.3 684019</b>	DEL Ø 200 x 46 Ø 19,05 + RZ / + Zub Kit
2.0 i	85	03/92→09/98	➔			<b>03.0520-4019.3 694019</b>	DEL Ø 200 x 46 Ø 19,05 + RZ / + Zub TopKit
			➔	→ R2500000		<b>03.0520-3717.3 693717</b>	Ø 200 x 46 Ø 17,46 + RZ / + Zub TopKit
1.8 i 16V	85	01/94→12/96	➔	11/94→		<b>03.0137-0267.2 650267</b>	Ø 200 x 46 + HEB
↓							













	kw					! #		
<b>VAUXHALL - ASTRA Mk III (F) 09/91→09/98</b>								
<b> Bremsbackensatz</b>								
1.8 i 16V	85	01/94→12/96	➔	11/94→			<b>03.0420-4019.3 684019</b>	DEL Ø 200 x 46 Ø 19,05 + RZ / + Zub Kit
							<b>03.0520-4019.3 694019</b>	DEL Ø 200 x 46 Ø 19,05 + RZ / + Zub TopKit
<b> Bremsbackensatz, Feststellbremse</b>								
1.8 i 16V	82	09/95→02/98	➔				<b>03.0137-0172.2 650172</b>	Ø 160 x 25
1.8 i 16V	85	01/94→12/96						
2.0 i 16V	100	02/95→09/98						
<b>Zubehörsatz, Feststellbremsbacken</b>								
1.8 i 16V	82	09/95→02/98	➔				<b>03.0137-9243.2 669243</b>	
1.8 i 16V	85	01/94→12/96						
2.0 i 16V	100	02/95→09/98						
<b> Seilzug, Feststellbremse</b>								
1.4 i	44	04/92→09/98	➔	☒; Trommelbremse	1	<b>24.3727-0735.2 580735</b>	L= 1.273 L2= 1.690 + Zub	
1.4 i	60	04/92→09/98						
1.4 i 16V	66	02/96→09/98						
1.6 i	52	08/94→07/96						
1.6 i	55	03/92→09/98						
1.6 i 16V	74	08/94→09/98						
1.7 D	44	07/92→09/98						
1.7 TD	50	08/94→09/98						
1.7 TD	60	12/91→09/98						
1.8 i	66	03/92→09/98						
2.0 i	85	03/92→09/98						
1.8 i 16V	82	09/95→02/98	➔	☒; Trommelbremse	1	<b>24.3727-0732.2 580732</b>	L= 1.288 L2= 1.398 + Zub	
1.8 i 16V	85	01/94→12/96						
2.0 i 16V	100	02/95→09/98	➔	☒; Scheibenbremse	1	<b>24.3727-0742.2 580742</b>	L= 1.175 L2= 1.575 + Zub	
<b>VAUXHALL - ASTRA Mk III (F) CC 09/91→02/98</b>								
<b> Radbremszylinder</b>								
1.4 i	44	09/91→02/98	➔	10/91→; → R2500000		<b>03.3217-3512.3 020032</b>	Lucas Ø 17,46 GG	
1.4 S	55	09/91→02/98	➔					
1.6 i	55	09/91→02/98	➔	R2500001→		<b>24.3219-1715.3 020122</b>	Ø 19,05 ALU	
1.8 i	66	09/91→02/98				<b>24.3219-1767.3 020552</b>	Ø 19,05 GG	
2.0 i	85	09/91→02/98						
1.4 i	60	03/92→02/98	➔	→ R2500000; nicht für Fahrzeuge mit verstärkter Bremsen		<b>03.3217-3512.3 020032</b>	Lucas Ø 17,46 GG	
			➔	für Fahrzeuge mit verstärkter Bremsen		<b>24.3219-1715.3 020122</b>	Ø 19,05 ALU	
						<b>24.3219-1767.3 020552</b>	Ø 19,05 GG	
			➔	R2500001→; nicht für Fahrzeuge mit verstärkter Bremsen		<b>24.3219-1715.3 020122</b>	Ø 19,05 ALU	
						<b>24.3219-1767.3 020552</b>	Ø 19,05 GG	
1.6 i	52	02/93→12/96	➔	05/93→; → R2500000		<b>03.3217-3512.3 020032</b>	Lucas Ø 17,46 GG	
			➔	→ R2500000		<b>03.3217-3512.3 020032</b>	Lucas Ø 17,46 GG	
			➔	R2500001→; → 07/96		<b>24.3219-1715.3 020122</b>	Ø 19,05 ALU	
						<b>24.3219-1767.3 020552</b>	Ø 19,05 GG	
			➔	R2500001→		<b>24.3219-1715.3 020122</b>	Ø 19,05 ALU	
						<b>24.3219-1767.3 020552</b>	Ø 19,05 GG	
1.6 i	74	03/92→02/98	➔	→ R2500000		<b>03.3217-3512.3 020032</b>	Lucas Ø 17,46 GG	
1.6 i 16V	74	01/94→02/98	➔					
1.7 D	42	12/91→02/98	➔	R2500001→		<b>24.3219-1715.3 020122</b>	Ø 19,05 ALU	
1.7 TD	60	12/91→02/98				<b>24.3219-1767.3 020552</b>	Ø 19,05 GG	
1.8 i 16V	85	09/94→02/98	➔	11/94→		<b>24.3219-1715.3 020122</b>	Ø 19,05 ALU	
						<b>24.3219-1767.3 020552</b>	Ø 19,05 GG	
<b>Zubehörsatz, Bremsbacken</b>								
1.4 i	44	09/91→02/98	➔	10/91→; → SP999999		<b>03.0137-9166.2 669166</b>		
1.4 S	55	09/91→02/98	➔					
			➔	T2500001→		<b>03.0137-9167.2 669167</b>		
1.4 i	60	03/92→02/98	➔	→ SP999999; Schaltgetriebe		<b>03.0137-9166.2 669166</b>		
1.6 i	52	02/93→12/96	➔	T2500001→; Schaltgetriebe		<b>03.0137-9167.2 669167</b>		
1.7 D	42	12/91→02/98	➔					
			➔	Vollautomatik		<b>03.0137-9167.2 669167</b>		
1.6 i	55	09/91→02/98	➔	10/91→; → SP999999; Schaltgetriebe		<b>03.0137-9166.2 669166</b>		
			➔	T2500001→; Schaltgetriebe		<b>03.0137-9167.2 669167</b>		
			➔	10/91→; Vollautomatik		<b>03.0137-9167.2 669167</b>		
1.6 i	74	03/92→02/98	➔			<b>03.0137-9167.2 669167</b>		
1.6 i 16V	74	01/94→02/98						
↓								

























	kW			 	! #		
<b>VAUXHALL - ASTRA Mk III (F) CC 09/91→02/98</b>							
<b>Zubehörsatz, Bremsbacken</b>							
1.7 TD	60	12/91→02/98	➡			03.0137-9167.2 669167	
1.8 i	66	09/91→02/98	➡	10/91→		03.0137-9167.2 669167	
2.0 i	85	09/91→02/98	➡				
1.8 i 16V	85	09/94→02/98	➡	11/94→		03.0137-9167.2 669167	
<b> Bremstrommel</b>							
1.4 i	44	09/91→02/98	➡	10/91→		24.0220-0011.2 480016	Ø 200,0 x 37,4 / 201
1.4 S	55	09/91→02/98	➡				
1.4 i	60	03/92→02/98	➡	Vollautomatik		24.0220-0001.2 480013	Ø 200,0 x 53,5 / 201,3
			➡	Schaltgetriebe; für Fahrzeuge mit verstärkter Bremse		24.0220-0001.2 480013	Ø 200,0 x 53,5 / 201,3
			➡	Schaltgetriebe; nicht für Fahrzeuge mit verstärkter Bremse		24.0220-0011.2 480016	Ø 200,0 x 37,4 / 201
1.6 i	52	02/93→12/96	➡	Vollautomatik		24.0220-0001.2 480013	Ø 200,0 x 53,5 / 201,3
			➡	Schaltgetriebe		24.0220-0011.2 480016	Ø 200,0 x 37,4 / 201
1.6 i	55	09/91→02/98	➡	10/91→; Vollautomatik		24.0220-0001.2 480013	Ø 200,0 x 53,5 / 201,3
			➡	10/91→; Schaltgetriebe		24.0220-0011.2 480016	Ø 200,0 x 37,4 / 201
1.6 i	74	03/92→02/98	➡			24.0220-0001.2 480013	Ø 200,0 x 53,5 / 201,3
1.6 i 16V	74	01/94→02/98	➡				
1.7 TD	60	12/91→02/98	➡				
1.7 D	42	12/91→02/98	➡	für Fahrzeuge mit verstärkter Bremse		24.0220-0001.2 480013	Ø 200,0 x 53,5 / 201,3
			➡	nicht für Fahrzeuge mit verstärkter Bremse		24.0220-0011.2 480016	Ø 200,0 x 37,4 / 201
1.8 i	66	09/91→02/98	➡	10/91→		24.0220-0001.2 480013	Ø 200,0 x 53,5 / 201,3
2.0 i	85	09/91→02/98	➡				
1.8 i 16V	85	09/94→02/98	➡	11/94→		24.0220-0001.2 480013	Ø 200,0 x 53,5 / 201,3
<b> Bremsbackensatz</b>							
1.4 i	44	09/91→02/98	➡	10/91→; → SP999999		03.0137-0266.2 650266	Ø 200 x 29 + HEB
1.4 S	55	09/91→02/98	➡	T2500001→		03.0137-0267.2 650267	Ø 200 x 46 + HEB
						03.0420-4019.3 684019	DEL Ø 200 x 46 Ø 19,05 + RZ / + Zub Kit
						03.0520-4019.3 694019	DEL Ø 200 x 46 Ø 19,05 + RZ / + Zub TopKit
			➡	R2500001→ SP999999		03.0420-1019.3 681019	TRW Ø 200 x 29 Ø 19,05 + RZ / + Zub Kit
						03.0520-1019.3 691019	TRW Ø 200 x 29 Ø 19,05 + RZ / + Zub TopKit
			➡	10/91→; → R2500000		03.0520-1917.3 691917	TRW Ø 200 x 29 Ø 17,46 + RZ / + Zub TopKit
1.4 i	60	03/92→02/98	➡	→ SP999999; Schaltgetriebe		03.0137-0266.2 650266	Ø 200 x 29 + HEB
1.6 i	52	02/93→12/96	➡				
1.7 D	42	12/91→02/98	➡	T2500001→; Schaltgetriebe		03.0137-0267.2 650267	Ø 200 x 46 + HEB
						03.0420-4019.3 684019	DEL Ø 200 x 46 Ø 19,05 + RZ / + Zub Kit
						03.0520-4019.3 694019	DEL Ø 200 x 46 Ø 19,05 + RZ / + Zub TopKit
			➡	Vollautomatik		03.0137-0267.2 650267	Ø 200 x 46 + HEB
						03.0420-4019.3 684019	DEL Ø 200 x 46 Ø 19,05 + RZ / + Zub Kit
						03.0520-4019.3 694019	DEL Ø 200 x 46 Ø 19,05 + RZ / + Zub TopKit
			➡	R2500001→ SP999999; Schaltgetriebe		03.0420-1019.3 681019	TRW Ø 200 x 29 Ø 19,05 + RZ / + Zub Kit
						03.0520-1019.3 691019	TRW Ø 200 x 29 Ø 19,05 + RZ / + Zub TopKit
			➡	→ R2500000; Schaltgetriebe		03.0520-1917.3 691917	TRW Ø 200 x 29 Ø 17,46 + RZ / + Zub TopKit
1.6 i	55	09/91→02/98	➡	10/91→; → SP999999; Schaltgetriebe		03.0137-0266.2 650266	Ø 200 x 29 + HEB
			➡	T2500001→; Schaltgetriebe		03.0137-0267.2 650267	Ø 200 x 46 + HEB
						03.0420-4019.3 684019	DEL Ø 200 x 46 Ø 19,05 + RZ / + Zub Kit
						03.0520-4019.3 694019	DEL Ø 200 x 46 Ø 19,05 + RZ / + Zub TopKit
			➡	10/91→; Vollautomatik		03.0137-0267.2 650267	Ø 200 x 46 + HEB
						03.0420-4019.3 684019	DEL Ø 200 x 46 Ø 19,05 + RZ / + Zub Kit







	kW			 	! #		
<b>VAUXHALL - ASTRA Mk III (F) CC 09/91→02/98</b>							
<b> Bremsbackensatz</b>							
1.6 i	55	09/91→02/98	➡	10/91→; Vollautomatik		<b>03.0520-4019.3 694019</b>	DEL Ø 200 x 46 Ø 19,05 + RZ / + Zub TopKit
			➡	R2500001→ SP999999; Schaltgetriebe		<b>03.0420-1019.3 681019</b>	TRW Ø 200 x 29 Ø 19,05 + RZ / + Zub Kit
			➡	10/91→; → R2500000; Schaltgetriebe		<b>03.0520-1019.3 691019</b>	TRW Ø 200 x 29 Ø 19,05 + RZ / + Zub TopKit
1.6 i 1.6 i 16V	74 74	03/92→02/98 01/94→02/98	➡			<b>03.0137-0267.2 650267</b>	Ø 200 x 46 + HEB
			➡			<b>03.0420-4019.3 684019</b>	DEL Ø 200 x 46 Ø 19,05 + RZ / + Zub Kit
			➡			<b>03.0520-4019.3 694019</b>	DEL Ø 200 x 46 Ø 19,05 + RZ / + Zub TopKit
1.7 TD	60	12/91→02/98	➡			<b>03.0137-0267.2 650267</b>	Ø 200 x 46 + HEB
			➡	R2500001→		<b>03.0420-4019.3 684019</b>	DEL Ø 200 x 46 Ø 19,05 + RZ / + Zub Kit
			➡	→ R2500000		<b>03.0520-3717.3 693717</b>	Ø 200 x 46 Ø 17,46 + RZ / + Zub TopKit
1.8 i 2.0 i	66 85	09/91→02/98 09/91→02/98	➡	10/91→		<b>03.0137-0267.2 650267</b>	Ø 200 x 46 + HEB
			➡	R2500001→		<b>03.0420-4019.3 684019</b>	DEL Ø 200 x 46 Ø 19,05 + RZ / + Zub Kit
			➡	10/91→; → R2500000		<b>03.0520-3717.3 693717</b>	Ø 200 x 46 Ø 17,46 + RZ / + Zub TopKit
1.8 i 16V	85	09/94→02/98	➡	11/94→		<b>03.0137-0267.2 650267</b>	Ø 200 x 46 + HEB
			➡			<b>03.0420-4019.3 684019</b>	DEL Ø 200 x 46 Ø 19,05 + RZ / + Zub Kit
			➡			<b>03.0520-4019.3 694019</b>	DEL Ø 200 x 46 Ø 19,05 + RZ / + Zub TopKit
<b> Bremsbackensatz, Feststellbremse</b>							
1.8 i 16V	92	09/94→02/98	➡			<b>03.0137-0172.2 650172</b>	Ø 160 x 25
2.0 i 16V	110	09/91→02/98	➡	10/91→		<b>03.0137-0172.2 650172</b>	Ø 160 x 25
<b>Zubehörsatz, Feststellbremsbacken</b>							
1.8 i 16V	92	09/94→02/98	➡			<b>03.0137-9243.2 669243</b>	
2.0 i 16V	110	09/91→02/98	➡	10/91→		<b>03.0137-9243.2 669243</b>	
<b> Seilzug, Feststellbremse</b>							
1.4 i	44	09/91→02/98	➡	⬇; 10/91→; Trommelbremse	1	<b>24.3727-0735.2 580735</b>	L= 1.273 L2= 1.690 + Zub
1.4 S	55	09/91→02/98	➡				
1.6 i	55	09/91→02/98	➡				
1.8 i	66	09/91→02/98	➡				
2.0 i	85	09/91→02/98	➡				
1.4 i	60	03/92→02/98	➡	⬇; Trommelbremse	1	<b>24.3727-0735.2 580735</b>	L= 1.273 L2= 1.690 + Zub
1.4 i 16V	66	02/96→02/98	➡				
1.6 i	52	02/93→12/96	➡				
1.6 i	74	03/92→02/98	➡				
1.6 i 16V	74	01/94→02/98	➡				
1.7 D	42	12/91→02/98	➡				
1.7 TD	60	12/91→02/98	➡				
1.8 i 16V	85	09/94→02/98	➡				
1.8 i 16V	92	09/94→02/98	➡	⬇; Trommelbremse	1	<b>24.3727-0732.2 580732</b>	L= 1.288 L2= 1.398 + Zub
			➡	⬇; Scheibenbremse	1	<b>24.3727-0735.2 580735</b>	L= 1.273 L2= 1.690 + Zub
2.0 i 16V	110	09/91→02/98	➡	⬇; 10/91→; Trommelbremse	1	<b>24.3727-0742.2 580742</b>	L= 1.175 L2= 1.575 + Zub
			➡	⬇; 10/91→; Scheibenbremse	1	<b>24.3727-0732.2 580732</b>	L= 1.288 L2= 1.398 + Zub
<b>VAUXHALL - ASTRA Mk III (F) Convertible 03/93→03/01</b>							
<b> Radbremszylinder</b>							
1.4 i	60	05/93→03/01	➡	→ R2500000		<b>03.3217-3512.3 020032</b>	Lucas Ø 17,46 GG
1.4 i 16V	66	01/96→03/01	➡				
1.6	74	03/94→08/95	➡	R2500001→		<b>24.3219-1715.3 020122</b>	Ø 19,05 ALU
1.6 i	55	01/96→03/01	➡			<b>24.3219-1767.3 020552</b>	Ø 19,05 GG
1.8 16V	85	11/94→03/01	➡				
↓							







	kW					! #		
<b>VAUXHALL - ASTRA Mk III (F) Convertible 03/93→03/01</b>								
 <b>Radbremszylinder</b>								
1.6 i	52	03/93→08/96	➔	05/93→; → R2500000			<b>03.3217-3512.3 020032</b>	Lucas Ø 17,46 GG
			➔	→ R2500000			<b>03.3217-3512.3 020032</b>	Lucas Ø 17,46 GG
			➔	R2500001→; → 07/96			<b>24.3219-1715.3 020122</b>	Ø 19,05 ALU
			➔	R2500001→			<b>24.3219-1767.3 020552</b>	Ø 19,05 GG
2.0 i 16V	100	01/94→02/98	➔	→ R2500000			<b>03.3217-3512.3 020032</b>	Lucas Ø 17,46 GG
			➔	R2500001→; → 10/94			<b>24.3219-1715.3 020122</b>	Ø 19,05 ALU
			➔				<b>24.3219-1767.3 020552</b>	Ø 19,05 GG
<b>Zubehörsatz, Bremsbacken</b>								
1.4 i	60	05/93→03/01	➔				<b>03.0137-9167.2 669167</b>	
1.4 i 16V	66	01/96→03/01	➔					
1.6	74	03/94→08/95	➔					
1.6 i	52	03/93→08/96	➔					
1.6 i	55	01/96→03/01	➔					
1.8 16V	85	11/94→03/01	➔					
2.0 i 16V	100	01/94→02/98	➔	→ 10/94			<b>03.0137-9167.2 669167</b>	
 <b>Bremstrommel</b>								
1.4 i	60	05/93→03/01	➔				<b>24.0220-0001.2 480013</b>	Ø 200,0 x 53,5 / 201,3
1.4 i 16V	66	01/96→03/01	➔					
1.6	74	03/94→08/95	➔					
1.6 i	52	03/93→08/96	➔					
1.6 i	55	01/96→03/01	➔					
1.8 16V	85	11/94→03/01	➔					
2.0 i 16V	100	01/94→02/98	➔	→ 10/94			<b>24.0220-0001.2 480013</b>	Ø 200,0 x 53,5 / 201,3
 <b>Bremsbackensatz</b>								
1.4 i	60	05/93→03/01	➔				<b>03.0137-0267.2 650267</b>	Ø 200 x 46 + HEB
1.4 i 16V	66	01/96→03/01	➔					
1.6	74	03/94→08/95	➔	R2500001→			<b>03.0420-4019.3 684019</b>	DEL Ø 200 x 46 Ø 19,05 + RZ / + Zub Kit
1.6 i	52	03/93→08/96	➔				<b>03.0520-4019.3 694019</b>	DEL Ø 200 x 46 Ø 19,05 + RZ / + Zub TopKit
1.6 i	55	01/96→03/01	➔					
1.8 16V	85	11/94→03/01	➔					
2.0 i 16V	100	01/94→02/98	➔	→ 10/94			<b>03.0137-0267.2 650267</b>	Ø 200 x 46 + HEB
			➔	R2500001→			<b>03.0420-4019.3 684019</b>	DEL Ø 200 x 46 Ø 19,05 + RZ / + Zub Kit
			➔				<b>03.0520-4019.3 694019</b>	DEL Ø 200 x 46 Ø 19,05 + RZ / + Zub TopKit
➔	→ R2500000			<b>03.0520-3717.3 693717</b>		Ø 200 x 46 Ø 17,46 + RZ / + Zub TopKit		
 <b>Bremsbackensatz, Feststellbremse</b>								
1.8	92	09/94→08/96	➔				<b>03.0137-0172.2 650172</b>	Ø 160 x 25
<b>Zubehörsatz, Feststellbremsbacken</b>								
1.8	92	09/94→08/96	➔				<b>03.0137-9243.2 669243</b>	
 <b>Seilzug, Feststellbremse</b>								
1.8	92	09/94→08/96	➔	⬇; Trommelbremse	1	<b>24.3727-0732.2 580732</b>		L= 1.288 L2= 1.398 + Zub
			➔	⬇; Scheibenbremse	1	<b>24.3727-0742.2 580742</b>		L= 1.175 L2= 1.575 + Zub
<b>VAUXHALL - ASTRA Mk III (F) Estate 03/91→02/98</b>								
 <b>Radbremszylinder</b>								
1.4 i	44	09/91→02/98	➔	10/91→			<b>24.3219-1715.3 020122</b>	Ø 19,05 ALU
1.4 i	60	03/91→02/98	➔				<b>24.3219-1767.3 020552</b>	Ø 19,05 GG
1.4 S	55	09/91→02/98	➔					
1.6 i	55	09/91→02/98	➔					
1.8 i	66	09/91→02/98	➔					
2.0 i	85	09/91→02/98	➔					
1.4 i 16V	66	02/96→01/98	➔				<b>24.3219-1715.3 020122</b>	Ø 19,05 ALU
1.7 D	42	12/91→02/98	➔				<b>24.3219-1767.3 020552</b>	Ø 19,05 GG
1.7 TD	50	01/94→02/98	➔					
1.7 TD	60	12/91→02/98	➔					
1.8 i 16V	85	09/94→02/98	➔					
1.8 i 16V	92	09/94→02/98	➔					
↓								

	kw			 	! #		
<b>VAUXHALL - ASTRA Mk III (F) Estate 03/91→02/98</b>							
 <b>Radbremszylinder</b>							
1.6 i	52	07/94→02/98	➡	→ R2500000		<b>03.3217-3512.3 020032</b>	Lucas Ø 17,46 GG
			➡			<b>24.3219-1715.3 020122</b>	Ø 19,05 ALU
			➡			<b>24.3219-1767.3 020552</b>	Ø 19,05 GG
			➡	R2500001→; → 07/96		<b>24.3219-1715.3 020122</b>	Ø 19,05 ALU
			➡			<b>24.3219-1767.3 020552</b>	Ø 19,05 GG
<b>Zubehörsatz, Bremsbacken</b>							
1.4 i	44	09/91→02/98	➡	10/91→; → SP999999		<b>03.0137-9167.2 669167</b>	
1.4 i	60	03/91→02/98	➡				
1.4 S	55	09/91→02/98	➡	T2500001→		<b>03.0137-9215.2 669215</b>	
1.6 i	55	09/91→02/98	➡				
1.8 i	66	09/91→02/98	➡				
2.0 i	85	09/91→02/98	➡				
1.4 i 16V	66	02/96→01/98	➡	→ SP999999		<b>03.0137-9167.2 669167</b>	
1.6 i	52	07/94→02/98	➡				
1.7 D	42	12/91→02/98	➡	T2500001→		<b>03.0137-9215.2 669215</b>	
1.7 TD	50	01/94→02/98	➡				
1.7 TD	60	12/91→02/98	➡				
1.8 i 16V	85	09/94→02/98	➡				
1.8 i 16V	92	09/94→02/98	➡				
 <b>Bremstrommel</b>							
1.4 i	44	09/91→02/98	➡	10/91→; → ST999999		<b>24.0220-0001.2 480013</b>	Ø 200,0 x 53,5 / 201,3
1.4 i	60	03/91→02/98	➡				
1.4 S	55	09/91→02/98	➡	T2500001→		<b>24.0223-0013.2 480061</b>	Ø 230,0 x 50 / 231
1.6 i	55	09/91→02/98	➡				
1.8 i	66	09/91→02/98	➡				
2.0 i	85	09/91→02/98	➡				
1.4 i 16V	66	02/96→01/98	➡	→ ST999999		<b>24.0220-0001.2 480013</b>	Ø 200,0 x 53,5 / 201,3
1.6 i	52	07/94→02/98	➡				
1.7 D	42	12/91→02/98	➡	T2500001→		<b>24.0223-0013.2 480061</b>	Ø 230,0 x 50 / 231
1.7 TD	50	01/94→02/98	➡				
1.7 TD	60	12/91→02/98	➡				
1.8 i 16V	85	09/94→02/98	➡				
1.8 i 16V	92	09/94→02/98	➡				
 <b>Bremsbackensatz</b>							
1.4 i	44	09/91→02/98	➡	10/91→; → SP999999		<b>03.0137-0267.2 650267</b>	Ø 200 x 46 + HEB
1.4 i	60	03/91→02/98	➡				
1.4 S	55	09/91→02/98	➡			<b>03.0420-4019.3 684019</b>	DEL Ø 200 x 46 Ø 19,05 + RZ / + Zub Kit
1.6 i	55	09/91→02/98	➡				
1.8 i	66	09/91→02/98	➡			<b>03.0520-4019.3 694019</b>	DEL Ø 200 x 46 Ø 19,05 + RZ / + Zub TopKit
2.0 i	85	09/91→02/98	➡				
			➡	T2500001→		<b>03.0137-0322.2 650322</b>	Ø 230 x 42
			➡			<b>03.0520-5719.3 695719</b>	TRW Ø 230 x 42 Ø 19,05 + RZ / + Zub TopKit
1.4 i 16V	66	02/96→01/98	➡	→ SP999999		<b>03.0137-0267.2 650267</b>	Ø 200 x 46 + HEB
1.6 i	52	07/94→02/98	➡				
1.7 D	42	12/91→02/98	➡			<b>03.0420-4019.3 684019</b>	DEL Ø 200 x 46 Ø 19,05 + RZ / + Zub Kit
1.7 TD	50	01/94→02/98	➡				
1.7 TD	60	12/91→02/98	➡			<b>03.0520-4019.3 694019</b>	DEL Ø 200 x 46 Ø 19,05 + RZ / + Zub TopKit
1.8 i 16V	85	09/94→02/98	➡				
1.8 i 16V	92	09/94→02/98	➡	T2500001→		<b>03.0137-0322.2 650322</b>	Ø 230 x 42
			➡			<b>03.0520-5719.3 695719</b>	TRW Ø 230 x 42 Ø 19,05 + RZ / + Zub TopKit
 <b>Seilzug, Feststellbremse</b>							
1.4 i	44	09/91→02/98	➡	⬇; 10/91→; Trommelbremse	1	<b>24.3727-0732.2 580732</b>	L= 1.288 L2= 1.398 + Zub
1.4 i	60	03/91→02/98	➡				
1.4 S	55	09/91→02/98	➡				
1.6 i	55	09/91→02/98	➡				
1.8 i	66	09/91→02/98	➡				
1.4 i 16V	66	02/96→01/98	➡	⬇; Trommelbremse	1	<b>24.3727-0732.2 580732</b>	L= 1.288 L2= 1.398 + Zub
1.6 i	52	07/94→02/98	➡				
1.7 D	42	12/91→02/98	➡				
1.7 TD	50	01/94→02/98	➡				
1.7 TD	60	12/91→02/98	➡				
1.8 i 16V	85	09/94→02/98	➡				
1.8 i 16V	92	09/94→02/98	➡				
2.0 i	85	09/91→02/98	➡	⬇; 10/91→; → R8999999; Trommelbremse	1	<b>24.3727-0732.2 580732</b>	L= 1.288 L2= 1.398 + Zub
<b>VAUXHALL - ASTRA Mk IV (G) CC 02/98→05/05</b>							
 <b>Radbremszylinder</b>							
1.2 16V	48	02/98→09/00	➡	04/98→		<b>24.3219-1715.3 020122</b>	Ø 19,05 ALU
1.4 16V	66	02/98→05/05	➡				
↓							

	kw			 	! #		
<b>VAUXHALL - ASTRA Mk IV (G) CC 02/98→05/05</b>							
<b> Radbremszylinder</b>							
1.6 1.6 16V 1.7 TD	55 74 50	02/98→09/00 02/98→05/05 02/98→08/00	➔	04/98→		24.3219-1715.3 020122	Ø 19,05 ALU
1.2 16V 1.6 1.6 Dualfuel 1.6 Dualfuel 1.7 DTI 16V	55 62 62 63 55	09/00→05/05 09/00→05/05 07/00→05/05 09/02→05/05 02/00→05/05	➔			24.3219-1715.3 020122	Ø 19,05 ALU
<b>Zubehörsatz, Bremsbacken</b>							
1.2 16V	48	02/98→09/00	➔	04/98→		03.0137-9167.2 669167	
1.2 16V	55	09/00→05/05	➔			03.0137-9167.2 669167	
1.4 16V 1.6 1.6 16V	66 55 74	02/98→05/05 02/98→09/00 02/98→05/05	➔	22000001→ 04/98→; → 18999999		03.0137-9215.2 669215 03.0137-9215.2 669215	
1.6 1.6 Dualfuel 1.6 Dualfuel 1.7 DTI 16V	62 62 63 55	09/00→05/05 07/00→05/05 09/02→05/05 02/00→05/05	➔	→ 18999999 22000001→		03.0137-9215.2 669215 03.0137-9215.2 669215	
1.7 TD	50	02/98→08/00	➔	04/98→		03.0137-9215.2 669215	
<b> Bremstrommel</b>							
1.2 16V	48	02/98→09/00	➔	04/98→		24.0220-0001.2 480013	Ø 200,0 x 53,5 / 201,3
1.2 16V	55	09/00→05/05	➔			24.0220-0001.2 480013	Ø 200,0 x 53,5 / 201,3
1.4 16V 1.6 1.6 16V 1.7 TD	66 55 74 50	02/98→05/05 02/98→09/00 02/98→05/05 02/98→08/00	➔	04/98→		24.0223-0013.2 480061	Ø 230,0 x 50 / 231
1.6 1.6 Dualfuel 1.6 Dualfuel 1.7 DTI 16V	62 62 63 55	09/00→05/05 07/00→05/05 09/02→05/05 02/00→05/05	➔			24.0223-0013.2 480061	Ø 230,0 x 50 / 231
<b> Bremsbackensatz</b>							
1.2 16V	48	02/98→09/00	➔	04/98→		03.0137-0267.2 650267	Ø 200 x 46 + HEB
1.2 16V	55	09/00→05/05	➔			03.0137-0267.2 650267	Ø 200 x 46 + HEB
1.4 16V 1.6 1.6 16V	66 55 74	02/98→05/05 02/98→09/00 02/98→05/05	➔	04/98→; → 18999999		03.0137-0322.2 650322 03.0520-5719.3 695719	Ø 230 x 42 TRW Ø 230 x 42 Ø 19,05 + RZ / + Zub TopKit
1.6 1.6 Dualfuel 1.6 Dualfuel 1.7 DTI 16V	62 62 63 55	09/00→05/05 07/00→05/05 09/02→05/05 02/00→05/05	➔	→ 18999999 22000001→		03.0137-0424.2 650424 03.0520-6019.3 696019	Ø 230 x 42 + HEB Ø 230 x 42 Ø 19,05 + RZ / + Zub TopKit
1.7 TD	50	02/98→08/00	➔	04/98→		03.0137-0322.2 650322 03.0520-5719.3 695719	Ø 230 x 42 TRW Ø 230 x 42 Ø 19,05 + RZ / + Zub TopKit
<b> Seilzug, Feststellbremse</b>							
1.2 16V 1.4 16V 1.6 1.6 16V	48 66 55 74	02/98→09/00 02/98→05/05 02/98→09/00 02/98→05/05	←	☒; 04/98→; → 22006460; Scheibenbremse	1	24.3727-0748.2 580748	L= 279 + Zub
			←	☒; 04/98→; Trommelbremse	1	24.3727-0748.2 580748	L= 279 + Zub
			←	☒; 22006461→ 38999999; Scheibenbremse	1	24.3727-0748.2 580748	L= 279 + Zub
			←	☒; 42000001→; Scheibenbremse	1	24.3727-0748.2 580748	L= 279 + Zub
			➔	☒; 04/98→; Trommelbremse	2	24.3727-0746.2 580746	L= 182 + Zub
			➔	☒; 04/98→; Trommelbremse	1	24.3727-0747.2 580747	L= 1.252 L2= 1.252 + Zub
			➔	☒; 04/98→; → 22006460; Scheibenbremse	1	24.3727-0752.2 580752	L= 1.593 L2= 1.593 + Zub
			➔	☒; 22006461→ 38999999; Scheibenbremse	1	24.3727-0753.2 580753	L= 1.592 L2= 1.592 + Zub
			➔	☒; 42000001→; Scheibenbremse	1	24.3727-0783.2 580783	L= 1.587 L2= 1.587 + Zub
1.2 16V 1.6 1.6 Dualfuel	55 62 62	09/00→05/05 09/00→05/05 07/00→05/05	←	☒; Trommelbremse	1	24.3727-0748.2 580748	L= 279 + Zub
↓			←	☒; 42000001→; Scheibenbremse	1	24.3727-0748.2 580748	L= 279 + Zub







	kw			 	! #		
<b>VAUXHALL - ASTRA Mk IV (G) CC 02/98→05/05</b>							
 <b>Seilzug, Feststellbremse</b>							
1.6 Dualfuel 1.7 DTI 16V	63 55	09/02→05/05 02/00→05/05	←	↑; → 22006460; Scheibenbremse	1	24.3727-0748.2 580748	L= 279 + Zub
			←	↑; 22006461→ 38999999; Scheibenbremse	1	24.3727-0748.2 580748	L= 279 + Zub
			→	↓; Trommelbremse	2	24.3727-0746.2 580746	L= 182 + Zub
			→	↓; Trommelbremse	1	24.3727-0747.2 580747	L= 1.252 L2= 1.252 + Zub
			→	↓; → 22006460; Scheibenbremse	1	24.3727-0752.2 580752	L= 1.593 L2= 1.593 + Zub
			→	↓; 22006461→ 38999999; Scheibenbremse	1	24.3727-0753.2 580753	L= 1.592 L2= 1.592 + Zub
			→	↓; 42000001→; Scheibenbremse	1	24.3727-0783.2 580783	L= 1.587 L2= 1.587 + Zub
1.7 CDTI 16V	59	04/03→05/05	←	↑; 42000001→; Scheibenbremse	1	24.3727-0748.2 580748	L= 279 + Zub
			←	↑; → 38999999; Scheibenbremse	1	24.3727-0748.2 580748	L= 279 + Zub
			→	↓; → 38999999; Scheibenbremse	1	24.3727-0753.2 580753	L= 1.592 L2= 1.592 + Zub
			→	↓; 42000001→; Scheibenbremse	1	24.3727-0783.2 580783	L= 1.587 L2= 1.587 + Zub
1.7 TD	50	02/98→08/00	←	↑; 04/98→; Trommelbremse	1	24.3727-0748.2 580748	L= 279 + Zub
			←	↑; 04/98→; Scheibenbremse	1	24.3727-0748.2 580748	L= 279 + Zub
			→	↓; 04/98→; Trommelbremse	2	24.3727-0746.2 580746	L= 182 + Zub
			→	↓; 04/98→; Trommelbremse	1	24.3727-0747.2 580747	L= 1.252 L2= 1.252 + Zub
			→	↓; 04/98→; Scheibenbremse	1	24.3727-0752.2 580752	L= 1.593 L2= 1.593 + Zub
1.8 16V 2.0 16V 2.0 DI	85 100 60	02/98→09/00 02/98→05/05 02/98→05/05	←	↑; 04/98→; → 22006460; Scheibenbremse	1	24.3727-0748.2 580748	L= 279 + Zub
			←	↑; 42000001→; Scheibenbremse	1	24.3727-0748.2 580748	L= 279 + Zub
			←	↑; 22006461→ 38999999; Scheibenbremse	1	24.3727-0748.2 580748	L= 279 + Zub
			→	↓; 04/98→; → 22006460; Scheibenbremse	1	24.3727-0752.2 580752	L= 1.593 L2= 1.593 + Zub
			→	↓; 22006461→ 38999999; Scheibenbremse	1	24.3727-0753.2 580753	L= 1.592 L2= 1.592 + Zub
			→	↓; 42000001→; Scheibenbremse	1	24.3727-0783.2 580783	L= 1.587 L2= 1.587 + Zub
1.8 16V 1.8 16V Dualfuel 2.0 2.0 DTI 16V 2.0 SRI Turbo 2.2 16V	92 87 118 74 141 108	09/00→05/05 09/02→05/05 10/99→08/00 08/99→05/05 11/01→05/05 03/01→05/05	←	↑; 42000001→; Scheibenbremse	1	24.3727-0748.2 580748	L= 279 + Zub
			←	↑; → 22006460; Scheibenbremse	1	24.3727-0748.2 580748	L= 279 + Zub
			←	↑; 22006461→ 38999999; Scheibenbremse	1	24.3727-0748.2 580748	L= 279 + Zub
			→	↓; → 22006460; Scheibenbremse	1	24.3727-0752.2 580752	L= 1.593 L2= 1.593 + Zub
			→	↓; 22006461→ 38999999; Scheibenbremse	1	24.3727-0753.2 580753	L= 1.592 L2= 1.592 + Zub
			→	↓; 42000001→; Scheibenbremse	1	24.3727-0783.2 580783	L= 1.587 L2= 1.587 + Zub
<b>VAUXHALL - ASTRA Mk IV (G) Convertible 03/01→10/05</b>							
 <b>Seilzug, Feststellbremse</b>							
2.0 2.0 Turbo 2.2 16V	147 141 108	09/02→10/05 03/02→10/05 03/01→10/05	←	↑; 42000001→; Scheibenbremse	1	24.3727-0748.2 580748	L= 279 + Zub
			←	↑; → 22006460; Scheibenbremse	1	24.3727-0748.2 580748	L= 279 + Zub
			←	↑; 22006461→ 38999999; Scheibenbremse	1	24.3727-0748.2 580748	L= 279 + Zub
			→	↓; → 22006460; Scheibenbremse	1	24.3727-0752.2 580752	L= 1.593 L2= 1.593 + Zub
			→	↓; 22006461→ 38999999; Scheibenbremse	1	24.3727-0753.2 580753	L= 1.592 L2= 1.592 + Zub
			→	↓; 42000001→; Scheibenbremse	1	24.3727-0783.2 580783	L= 1.587 L2= 1.587 + Zub
<b>VAUXHALL - ASTRA Mk IV (G) Coupe (F67) 03/00→08/05</b>							
 <b>Radbremszylinder</b>							
1.6 16V	76	03/00→08/05	→			24.3219-1715.3 020122	Ø 19,05 ALU
<b>Zubehörsatz, Bremsbacken</b>							
1.6 16V	76	03/00→08/05	→	→ 18999999		03.0137-9215.2 669215	
			→	22000001→		03.0137-9215.2 669215	
 <b>Bremstrommel</b>							
1.6 16V ↓	76	03/00→08/05	→			24.0223-0013.2 480061	Ø 230,0 x 50 / 231







	kw				! #		
<b>VAUXHALL - ASTRA Mk IV (G) Coupe (F67) 03/00→08/05</b>							
<b>Bremsbackensatz</b>							
1.6 16V	76	03/00→08/05	➔	→ 18999999		<b>03.0137-0322.2 650322</b> <b>03.0520-5719.3 695719</b>	Ø 230 x 42 TRW Ø 230 x 42 Ø 19,05 + RZ / + Zub TopKit
			➔	22000001→		<b>03.0137-0424.2 650424</b> <b>03.0520-6019.3 696019</b>	Ø 230 x 42 + HEB Ø 230 x 42 Ø 19,05 + RZ / + Zub TopKit
<b>Seilzug, Feststellbremse</b>							
1.6 16V	76	03/00→08/05	⬅	⬆; Trommelbremse	1	<b>24.3727-0748.2 580748</b>	L= 279 + Zub
			⬅	⬆; 42000001→; Scheibenbremse	1	<b>24.3727-0748.2 580748</b>	L= 279 + Zub
			⬅	⬆; → 22006460; Scheibenbremse	1	<b>24.3727-0748.2 580748</b>	L= 279 + Zub
			⬅	⬆; 22006461→ 38999999; Scheibenbremse	1	<b>24.3727-0748.2 580748</b>	L= 279 + Zub
			➔	⬇; Trommelbremse	2	<b>24.3727-0746.2 580746</b>	L= 182 + Zub
			➔	⬇; Trommelbremse	1	<b>24.3727-0747.2 580747</b>	L= 1.252 L2= 1.252 + Zub
			➔	⬇; → 22006460; Scheibenbremse	1	<b>24.3727-0752.2 580752</b>	L= 1.593 L2= 1.593 + Zub
			➔	⬇; 22006461→ 38999999; Scheibenbremse	1	<b>24.3727-0753.2 580753</b>	L= 1.592 L2= 1.592 + Zub
			➔	⬇; 42000001→; Scheibenbremse	1	<b>24.3727-0783.2 580783</b>	L= 1.587 L2= 1.587 + Zub
1.8 16V	85	03/00→08/05	⬅	⬆; 42000001→; Scheibenbremse	1	<b>24.3727-0748.2 580748</b>	L= 279 + Zub
1.8 16V	92	09/00→08/05	⬅	⬆; → 22006460; Scheibenbremse	1	<b>24.3727-0748.2 580748</b>	L= 279 + Zub
1.8 16V Dualfuel	87	09/02→08/05	⬅	⬆; → 22006460; Scheibenbremse	1	<b>24.3727-0748.2 580748</b>	L= 279 + Zub
2.0	147	08/02→05/05	⬅	⬆; 22006461→ 38999999; Scheibenbremse	1	<b>24.3727-0748.2 580748</b>	L= 279 + Zub
2.0 16V Turbo	140	09/00→08/05	➔	⬇; → 22006460; Scheibenbremse	1	<b>24.3727-0752.2 580752</b>	L= 1.593 L2= 1.593 + Zub
			➔	⬇; 22006461→ 38999999; Scheibenbremse	1	<b>24.3727-0753.2 580753</b>	L= 1.592 L2= 1.592 + Zub
			➔	⬇; 42000001→; Scheibenbremse	1	<b>24.3727-0783.2 580783</b>	L= 1.587 L2= 1.587 + Zub
2.2 16V	108	03/00→08/05	⬅	⬆; 42000001→; Scheibenbremse	1	<b>24.3727-0748.2 580748</b>	L= 279 + Zub
			⬅	⬆; 09/00→; → 22006460; Scheibenbremse	1	<b>24.3727-0748.2 580748</b>	L= 279 + Zub
			⬅	⬆; 22006461→ 38999999; Scheibenbremse	1	<b>24.3727-0748.2 580748</b>	L= 279 + Zub
			➔	⬇; 09/00→; → 22006460; Scheibenbremse	1	<b>24.3727-0752.2 580752</b>	L= 1.593 L2= 1.593 + Zub
			➔	⬇; 22006461→ 38999999; Scheibenbremse	1	<b>24.3727-0753.2 580753</b>	L= 1.592 L2= 1.592 + Zub
			➔	⬇; 42000001→; Scheibenbremse	1	<b>24.3727-0783.2 580783</b>	L= 1.587 L2= 1.587 + Zub
<b>VAUXHALL - ASTRA Mk IV (G) Estate 02/98→05/05</b>							
<b>Radbremszylinder</b>							
1.2 16V	48	02/98→09/00	➔	04/98→		<b>24.3219-1715.3 020122</b>	Ø 19,05 ALU
1.4 16V	66	02/98→05/05					
1.6	55	03/98→04/04					
1.6	62	03/98→04/04					
1.6 16V	74	03/98→04/04					
1.6 Dualfuel	63	03/98→04/04					
1.7 TD	50	02/98→08/00					
1.2 16V	55	09/00→05/05	➔			<b>24.3219-1715.3 020122</b>	Ø 19,05 ALU
1.6	76	12/02→05/05					
1.6 Dualfuel	62	07/00→05/05					
1.7 DTI 16V	55	02/00→05/05					
<b>Zubehörsatz, Bremsbacken</b>							
1.2 16V	48	02/98→09/00	➔	22000001→		<b>03.0137-9215.2 669215</b>	
1.4 16V	66	02/98→05/05					
1.6	55	03/98→04/04	➔	04/98→; → 18999999		<b>03.0137-9215.2 669215</b>	
1.6	62	03/98→04/04					
1.6 16V	74	03/98→04/04					
1.6 Dualfuel	63	03/98→04/04					
1.2 16V	55	09/00→05/05	➔	→ 18999999		<b>03.0137-9215.2 669215</b>	
1.6	76	12/02→05/05					
1.6 Dualfuel	62	07/00→05/05	➔	22000001→		<b>03.0137-9215.2 669215</b>	
1.7 DTI 16V	55	02/00→05/05					
1.7 TD	50	02/98→08/00	➔	04/98→		<b>03.0137-9215.2 669215</b>	
<b>Bremstrommel</b>							
1.2 16V	48	02/98→09/00	➔	04/98→		<b>24.0223-0013.2 480061</b>	Ø 230,0 x 50 / 231
1.4 16V	66	02/98→05/05					
1.6	55	03/98→04/04					

	kw				! #		
<b>VAUXHALL - ASTRA Mk IV (G) Estate 02/98→05/05</b>							
<b>Bremstrommel</b>							
1.6 1.6 16V 1.6 Dualfuel 1.7 TD	62 74 63 50	03/98→04/04 03/98→04/04 03/98→04/04 02/98→08/00	➔	04/98→		24.0223-0013.2 480061	Ø 230,0 x 50 / 231
1.2 16V 1.6 1.6 Dualfuel 1.7 DTI 16V	55 76 62 55	09/00→05/05 12/02→05/05 07/00→05/05 02/00→05/05	➔			24.0223-0013.2 480061	Ø 230,0 x 50 / 231
<b>Bremsbackensatz</b>							
1.2 16V 1.4 16V 1.6 1.6 1.6 16V 1.6 Dualfuel	48 66 55 62 74 63	02/98→09/00 02/98→05/05 03/98→04/04 03/98→04/04 03/98→04/04 03/98→04/04	➔	04/98→; → 18999999		03.0137-0322.2 650322 03.0520-5719.3 695719	Ø 230 x 42 TRW Ø 230 x 42 Ø 19,05 + RZ / + Zub TopKit
			➔	22000001→		03.0137-0424.2 650424 03.0520-6019.3 696019	Ø 230 x 42 + HEB Ø 230 x 42 Ø 19,05 + RZ / + Zub TopKit
1.2 16V 1.6 1.6 Dualfuel 1.7 DTI 16V	55 76 62 55	09/00→05/05 12/02→05/05 07/00→05/05 02/00→05/05	➔	→ 18999999		03.0137-0322.2 650322 03.0520-5719.3 695719	Ø 230 x 42 TRW Ø 230 x 42 Ø 19,05 + RZ / + Zub TopKit
			➔	22000001→		03.0137-0424.2 650424 03.0520-6019.3 696019	Ø 230 x 42 + HEB Ø 230 x 42 Ø 19,05 + RZ / + Zub TopKit
1.7 TD	50	02/98→08/00	➔	04/98→		03.0137-0322.2 650322 03.0520-5719.3 695719	Ø 230 x 42 TRW Ø 230 x 42 Ø 19,05 + RZ / + Zub TopKit
<b>Seilzug, Feststellbremse</b>							
1.2 16V 1.4 16V 1.6 1.6 1.6 16V 1.6 Dualfuel	48 66 55 62 74 63	02/98→09/00 02/98→05/05 03/98→04/04 03/98→04/04 03/98→04/04 03/98→04/04	←	⬆; 04/98→; → 22006460; Scheibenbremse	1	24.3727-0748.2 580748	L= 279 + Zub
			←	⬆; 04/98→; Trommelbremse	1	24.3727-0748.2 580748	L= 279 + Zub
			←	⬆; 22006461→ 38999999; Scheibenbremse	1	24.3727-0748.2 580748	L= 279 + Zub
			←	⬆; 42000001→; Scheibenbremse	1	24.3727-0748.2 580748	L= 279 + Zub
			➔	⬇; 04/98→; Trommelbremse	2	24.3727-0746.2 580746	L= 182 + Zub
			➔	⬇; 04/98→; Trommelbremse	1	24.3727-0747.2 580747	L= 1.252 L2= 1.252 + Zub
			➔	⬇; 04/98→; → 22006460; Scheibenbremse	1	24.3727-0752.2 580752	L= 1.593 L2= 1.593 + Zub
			➔	⬇; 22006461→ 38999999; Scheibenbremse	1	24.3727-0753.2 580753	L= 1.592 L2= 1.592 + Zub
			➔	⬇; 42000001→; Scheibenbremse	1	24.3727-0783.2 580783	L= 1.587 L2= 1.587 + Zub
1.2 16V 1.6 1.6 Dualfuel 1.7 DTI 16V	55 76 62 55	09/00→05/05 12/02→05/05 07/00→05/05 02/00→05/05	←	⬆; Trommelbremse	1	24.3727-0748.2 580748	L= 279 + Zub
			←	⬆; 42000001→; Scheibenbremse	1	24.3727-0748.2 580748	L= 279 + Zub
			←	⬆; → 22006460; Scheibenbremse	1	24.3727-0748.2 580748	L= 279 + Zub
			←	⬆; 22006461→ 38999999; Scheibenbremse	1	24.3727-0748.2 580748	L= 279 + Zub
			➔	⬇; Trommelbremse	2	24.3727-0746.2 580746	L= 182 + Zub
			➔	⬇; Trommelbremse	1	24.3727-0747.2 580747	L= 1.252 L2= 1.252 + Zub
			➔	⬇; → 22006460; Scheibenbremse	1	24.3727-0752.2 580752	L= 1.593 L2= 1.593 + Zub
			➔	⬇; 22006461→ 38999999; Scheibenbremse	1	24.3727-0753.2 580753	L= 1.592 L2= 1.592 + Zub
			➔	⬇; 42000001→; Scheibenbremse	1	24.3727-0783.2 580783	L= 1.587 L2= 1.587 + Zub
1.7 CDTI 16V	59	04/03→05/05	←	⬆; 42000001→; Scheibenbremse	1	24.3727-0748.2 580748	L= 279 + Zub
			←	⬆; → 38999999; Scheibenbremse	1	24.3727-0748.2 580748	L= 279 + Zub
			➔	⬇; → 38999999; Scheibenbremse	1	24.3727-0753.2 580753	L= 1.592 L2= 1.592 + Zub
			➔	⬇; 42000001→; Scheibenbremse	1	24.3727-0783.2 580783	L= 1.587 L2= 1.587 + Zub
1.7 TD	50	02/98→08/00	←	⬆; 04/98→; Trommelbremse	1	24.3727-0748.2 580748	L= 279 + Zub
			←	⬆; 04/98→; Scheibenbremse	1	24.3727-0748.2 580748	L= 279 + Zub
			➔	⬇; 04/98→; Trommelbremse	2	24.3727-0746.2 580746	L= 182 + Zub
			➔	⬇; 04/98→; Trommelbremse	1	24.3727-0747.2 580747	L= 1.252 L2= 1.252 + Zub
			➔	⬇; 04/98→; Scheibenbremse	1	24.3727-0752.2 580752	L= 1.593 L2= 1.593 + Zub
1.8 16V 2.0 16V 2.0 DI	85 100 60	02/98→08/00 02/98→05/05 03/98→04/04	←	⬆; 04/98→; → 22006460; Scheibenbremse	1	24.3727-0748.2 580748	L= 279 + Zub
			←	⬆; 42000001→; Scheibenbremse	1	24.3727-0748.2 580748	L= 279 + Zub
↓							





	kw				! #		
<b>VAUXHALL - ASTRA Mk IV (G) Estate 02/98→05/05</b>							
<b>Seilzug, Feststellbremse</b>							
1.8 16V 2.0 16V 2.0 DI	85 100 60	02/98→08/00 02/98→05/05 03/98→04/04	← → → →	↑; 22006461→ 38999999; Scheibenbremse ↓; 04/98→; → 22006460; Scheibenbremse ↓; 22006461→ 38999999; Scheibenbremse ↓; 42000001→; Scheibenbremse	1 1 1 1	24.3727-0748.2 580748 24.3727-0752.2 580752 24.3727-0753.2 580753 24.3727-0783.2 580783	L= 279 + Zub L= 1.593 L2= 1.593 + Zub L= 1.592 L2= 1.592 + Zub L= 1.587 L2= 1.587 + Zub
1.8 16V 1.8 16V Dualfuel 2.2 16V	92 87 108	09/00→05/05 09/02→05/05 03/01→05/05	← ← ← → → →	↑; 42000001→; Scheibenbremse ↑; → 22006460; Scheibenbremse ↑; 22006461→ 38999999; Scheibenbremse ↓; → 22006460; Scheibenbremse ↓; 22006461→ 38999999; Scheibenbremse ↓; 42000001→; Scheibenbremse	1 1 1 1 1 1	24.3727-0748.2 580748 24.3727-0748.2 580748 24.3727-0748.2 580748 24.3727-0752.2 580752 24.3727-0753.2 580753 24.3727-0783.2 580783	L= 279 + Zub L= 279 + Zub L= 279 + Zub L= 1.593 L2= 1.593 + Zub L= 1.592 L2= 1.592 + Zub L= 1.587 L2= 1.587 + Zub
2.0 DTI 16V	74	03/98→04/04	← ← ← → → →	↑; 08/99→; → 22006460; Scheibenbremse ↑; 42000001→; Scheibenbremse ↑; 22006461→ 38999999; Scheibenbremse ↓; 08/99→; → 22006460; Scheibenbremse ↓; 22006461→ 38999999; Scheibenbremse ↓; 42000001→; Scheibenbremse	1 1 1 1 1 1	24.3727-0748.2 580748 24.3727-0748.2 580748 24.3727-0748.2 580748 24.3727-0752.2 580752 24.3727-0753.2 580753 24.3727-0783.2 580783	L= 279 + Zub L= 279 + Zub L= 279 + Zub L= 1.593 L2= 1.593 + Zub L= 1.592 L2= 1.592 + Zub L= 1.587 L2= 1.587 + Zub
<b>VAUXHALL - ASTRA Mk IV (G) Sedan 02/98→05/05</b>							
<b>Radbremszylinder</b>							
1.2 16V 1.2 16V 1.4 16V 1.6 1.6 1.6 16V 1.6 16V 1.6 Dualfuel 1.6 Dualfuel 1.7 DTI 16V 1.7 TD	48 55 66 55 62 74 62 63 55 50	09/98→09/00 09/00→05/05 09/98→05/05 09/98→09/00 09/00→05/05 09/98→05/05 07/00→05/05 09/02→05/05 02/00→05/05 09/98→08/00	→         →	          		24.3219-1715.3 020122	∅ 19,05 ALU
<b>Zubehörsatz, Bremsbacken</b>							
1.2 16V 1.2 16V 1.4 16V 1.6 1.6 1.6 16V 1.6 Dualfuel 1.6 Dualfuel 1.7 DTI 16V 1.7 TD	48 55 66 55 62 74 62 63 55 50	09/98→09/00 09/00→05/05 09/98→05/05 09/98→09/00 09/00→05/05 09/98→05/05 07/00→05/05 09/02→05/05 02/00→05/05 09/98→08/00	→  → →     →	  → 18999999 22000001→      		03.0137-9167.2 669167 03.0137-9215.2 669215 03.0137-9215.2 669215 03.0137-9215.2 669215	
<b>Bremstrommel</b>							
1.2 16V 1.2 16V 1.4 16V 1.6 1.6 1.6 16V 1.6 Dualfuel 1.6 Dualfuel 1.7 DTI 16V 1.7 TD	48 55 66 55 62 74 62 63 55 50	09/98→09/00 09/00→05/05 09/98→05/05 09/98→09/00 09/00→05/05 09/98→05/05 07/00→05/05 09/02→05/05 02/00→05/05 09/98→08/00	→  →      →	          		24.0220-0001.2 480013 24.0223-0013.2 480061	∅ 200,0 x 53,5 / 201,3 ∅ 230,0 x 50 / 231
<b>Bremsbackensatz</b>							
1.2 16V 1.2 16V 1.4 16V 1.6 1.6 1.6 16V 1.6 Dualfuel 1.6 Dualfuel 1.7 DTI 16V	48 55 66 55 62 74 62 63 55	09/98→09/00 09/00→05/05 09/98→05/05 09/98→09/00 09/00→05/05 09/98→05/05 07/00→05/05 09/02→05/05 02/00→05/05	→  → →  →   →	  → 18999999 22000001→      		03.0137-0267.2 650267 03.0137-0322.2 650322 03.0520-5719.3 695719 03.0137-0424.2 650424 03.0520-6019.3 696019	∅ 200 x 46 + HEB ∅ 230 x 42 TRW ∅ 230 x 42 ∅ 19,05 + RZ / + Zub TopKit ∅ 230 x 42 + HEB ∅ 230 x 42 ∅ 19,05 + RZ / + Zub TopKit
↓							

	kw				! #		
<b>VAUXHALL - ASTRA Mk IV (G) Sedan 02/98→05/05</b>							
<b>Bremsbackensatz</b>							
1.7 TD	50	09/98→08/00	➔			03.0137-0322.2 650322 03.0520-5719.3 695719	Ø 230 x 42 TRW Ø 230 x 42 Ø 19,05 + RZ / + Zub TopKit
<b>Seilzug, Feststellbremse</b>							
1.2 16V	48	09/98→09/00	⬅	⬆; Trommelbremse	1	24.3727-0748.2 580748	L= 279 + Zub
1.2 16V	55	09/00→05/05	⬅	⬆; 42000001→; Scheibenbremse	1	24.3727-0748.2 580748	L= 279 + Zub
1.4 16V	66	09/98→05/05	⬅	⬆; → 22006460; Scheibenbremse	1	24.3727-0748.2 580748	L= 279 + Zub
1.6	55	09/98→09/00	⬅	⬆; → 22006460; Scheibenbremse	1	24.3727-0748.2 580748	L= 279 + Zub
1.6	62	09/00→05/05	⬅	⬆; → 22006460; Scheibenbremse	1	24.3727-0748.2 580748	L= 279 + Zub
1.6 16V	74	09/98→05/05	⬅	⬆; 22006461→ 38999999; Scheibenbremse	1	24.3727-0748.2 580748	L= 279 + Zub
1.6 Dualfuel	62	07/00→05/05	➔	⬆; Trommelbremse	2	24.3727-0746.2 580746	L= 182 + Zub
1.6 Dualfuel	63	09/02→05/05	➔	⬆; Trommelbremse	1	24.3727-0747.2 580747	L= 1.252 L2= 1.252 + Zub
1.7 DTI 16V	55	02/00→05/05	➔	⬆; → 22006460; Scheibenbremse	1	24.3727-0752.2 580752	L= 1.593 L2= 1.593 + Zub
			➔	⬆; 22006461→ 38999999; Scheibenbremse	1	24.3727-0753.2 580753	L= 1.592 L2= 1.592 + Zub
			➔	⬆; 42000001→; Scheibenbremse	1	24.3727-0783.2 580783	L= 1.587 L2= 1.587 + Zub
1.7 CDTI 16V	59	04/03→05/05	⬅	⬆; 42000001→; Scheibenbremse	1	24.3727-0748.2 580748	L= 279 + Zub
			⬅	⬆; → 38999999; Scheibenbremse	1	24.3727-0748.2 580748	L= 279 + Zub
			➔	⬆; → 38999999; Scheibenbremse	1	24.3727-0753.2 580753	L= 1.592 L2= 1.592 + Zub
			➔	⬆; 42000001→; Scheibenbremse	1	24.3727-0783.2 580783	L= 1.587 L2= 1.587 + Zub
1.7 TD	50	09/98→08/00	⬅	⬆; Trommelbremse	1	24.3727-0748.2 580748	L= 279 + Zub
			⬅	⬆; Scheibenbremse	1	24.3727-0748.2 580748	L= 279 + Zub
			➔	⬆; Trommelbremse	2	24.3727-0746.2 580746	L= 182 + Zub
			➔	⬆; Trommelbremse	1	24.3727-0747.2 580747	L= 1.252 L2= 1.252 + Zub
			➔	⬆; Scheibenbremse	1	24.3727-0752.2 580752	L= 1.593 L2= 1.593 + Zub
1.8 16V	85	02/98→07/04	⬅	⬆; 04/98→; → 22006460; Scheibenbremse	1	24.3727-0748.2 580748	L= 279 + Zub
1.8 16V	92	02/98→07/04	⬅	⬆; 42000001→; Scheibenbremse	1	24.3727-0748.2 580748	L= 279 + Zub
1.8 16V Dualfuel	87	02/98→07/04	⬅	⬆; 42000001→; Scheibenbremse	1	24.3727-0748.2 580748	L= 279 + Zub
2.0 DI	60	02/98→07/04	⬅	⬆; 22006461→ 38999999; Scheibenbremse	1	24.3727-0748.2 580748	L= 279 + Zub
			➔	⬆; 04/98→; → 22006460; Scheibenbremse	1	24.3727-0752.2 580752	L= 1.593 L2= 1.593 + Zub
			➔	⬆; 22006461→ 38999999; Scheibenbremse	1	24.3727-0753.2 580753	L= 1.592 L2= 1.592 + Zub
			➔	⬆; 42000001→; Scheibenbremse	1	24.3727-0783.2 580783	L= 1.587 L2= 1.587 + Zub
2.0 16V	100	09/98→05/05	⬅	⬆; 42000001→; Scheibenbremse	1	24.3727-0748.2 580748	L= 279 + Zub
2.0 16V	118	10/99→05/05	⬅	⬆; → 22006460; Scheibenbremse	1	24.3727-0748.2 580748	L= 279 + Zub
2.2 16V	108	03/01→05/05	⬅	⬆; 22006461→ 38999999; Scheibenbremse	1	24.3727-0748.2 580748	L= 279 + Zub
2.2 DTI	92	09/02→05/05	⬅	⬆; → 22006460; Scheibenbremse	1	24.3727-0752.2 580752	L= 1.593 L2= 1.593 + Zub
			➔	⬆; 22006461→ 38999999; Scheibenbremse	1	24.3727-0753.2 580753	L= 1.592 L2= 1.592 + Zub
			➔	⬆; 42000001→; Scheibenbremse	1	24.3727-0783.2 580783	L= 1.587 L2= 1.587 + Zub
2.0 DTI 16V	74	02/98→07/04	⬅	⬆; 08/99→; → 22006460; Scheibenbremse	1	24.3727-0748.2 580748	L= 279 + Zub
			⬅	⬆; 42000001→; Scheibenbremse	1	24.3727-0748.2 580748	L= 279 + Zub
			⬅	⬆; 22006461→ 38999999; Scheibenbremse	1	24.3727-0748.2 580748	L= 279 + Zub
			➔	⬆; 08/99→; → 22006460; Scheibenbremse	1	24.3727-0752.2 580752	L= 1.593 L2= 1.593 + Zub
			➔	⬆; 22006461→ 38999999; Scheibenbremse	1	24.3727-0753.2 580753	L= 1.592 L2= 1.592 + Zub
			➔	⬆; 42000001→; Scheibenbremse	1	24.3727-0783.2 580783	L= 1.587 L2= 1.587 + Zub
<b>VAUXHALL - ASTRA Mk V (H) CC 01/04→09/09</b>							
<b>Radbremsszylinder</b>							
1.4	55	04/04→12/05	➔			24.3220-1719.3 020448	Ø 20,64 ALU
1.4	66	01/04→05/09	➔	08/06→		24.3219-1755.3 020508	Ø 19,05 ALU
1.6	77	01/04→05/09	➔				
1.7 CDTI	59	01/04→05/09	➔	→ 07/06		24.3220-1719.3 020448	Ø 20,64 ALU
1.7 CDTI	74	01/04→05/09	➔				

### VAUXHALL - ASTRA Mk V (H) CC 01/04→09/09

#### Zubehörsatz, Bremsbacken

1.4	55	04/04→12/05	➡			03.0137-9215.2	669215	
1.4	66	01/04→05/09	➡	→ 07/06		03.0137-9215.2	669215	
1.6	77	01/04→05/09	➡	08/06→		03.0137-9309.2	669309	AP
1.7 CDTi	59	01/04→05/09						
1.7 CDTi	74	01/04→05/09						

#### Bremstrommel

1.4	55	04/04→12/05	➡			24.0223-0021.1	480186	Ø 230,0 x 50 / 231
1.4	66	01/04→05/09						
1.6	77	01/04→05/09						
1.7 CDTi	59	01/04→05/09						
1.7 CDTi	74	01/04→05/09						

#### Bremsbackensatz

1.4	55	04/04→12/05	➡			03.0137-0424.2	650424	Ø 230 x 42 + HEB
						03.0520-8720.3	698720	Ø 230 x 42 Ø 20,64 + RZ / + Zub TopKit
1.4	66	01/04→05/09	➡	→ 07/06		03.0137-0424.2	650424	Ø 230 x 42 + HEB
1.6	77	01/04→05/09				03.0520-8720.3	698720	Ø 230 x 42 Ø 20,64 + RZ / + Zub TopKit
1.7 CDTi	59	01/04→05/09						
1.7 CDTi	74	01/04→05/09	➡	08/06→		03.0137-0520.2	650520	AP Ø 230 x 43 + HEB

#### Seilzug, Feststellbremse

1.3 CDTi	66	01/04→05/09	➡	⬇; 08/05→; Scheibenbremse	1	24.3727-0775.2	580775	L= 1.647 L2= 1.665
1.4	55	04/04→12/05	➡	⬇; Trommelbremse	2	24.3727-0746.2	580746	L= 182 + Zub
			➡	⬇; Trommelbremse	1	24.3727-0770.2	580770	L= 1.295 L2= 1.328 + Zub
			➡	⬇; Scheibenbremse	1	24.3727-0775.2	580775	L= 1.647 L2= 1.665
1.4	66	01/04→05/09	➡	⬇; → 07/06; Trommelbremse	2	24.3727-0746.2	580746	L= 182 + Zub
1.6	77	01/04→05/09	➡	⬇; → 07/06; Trommelbremse	1	24.3727-0770.2	580770	L= 1.295 L2= 1.328 + Zub
1.7 CDTi	59	01/04→05/09	➡	⬇; 08/06→; Trommelbremse	1	24.3727-0770.2	580770	L= 1.295 L2= 1.328 + Zub
1.7 CDTi	74	01/04→05/09	➡	⬇; Scheibenbremse	1	24.3727-0775.2	580775	L= 1.647 L2= 1.665
1.6	85	01/04→05/09	➡	⬇; 01/07→; Scheibenbremse	1	24.3727-0775.2	580775	L= 1.647 L2= 1.665
1.6 Turbo	132	09/06→09/09						
1.7 CDTi	81	01/04→05/09	➡	⬇; 04/07→; Scheibenbremse	1	24.3727-0775.2	580775	L= 1.647 L2= 1.665
1.8	92	01/04→05/09	➡	⬇; Scheibenbremse	1	24.3727-0775.2	580775	L= 1.647 L2= 1.665
2.0 Turbo	125	01/04→05/09						
1.8	103	01/04→05/09	➡	⬇; 01/06→; Scheibenbremse	1	24.3727-0775.2	580775	L= 1.647 L2= 1.665
1.9 CDTi	88	01/04→05/09	➡	⬇; 09/04→; Scheibenbremse	1	24.3727-0775.2	580775	L= 1.647 L2= 1.665
1.9 CDTi	110	01/04→05/09						
1.9 CDTi 16V	88	01/04→05/09						
2.0 Turbo	147	01/04→05/09						
2.0 Turbo	177	01/04→05/09	➡	⬇; 03/05→; Scheibenbremse	1	24.3727-0775.2	580775	L= 1.647 L2= 1.665

### VAUXHALL - ASTRA Mk V (H) Estate 08/04→10/12

#### Radbremszylinder

1.4	55	08/04→10/10	➡	08/06→		24.3219-1755.3	020508	Ø 19,05 ALU
1.4	66	08/04→03/09	➡	→ 07/06		24.3220-1719.3	020448	Ø 20,64 ALU
1.6	77	08/04→03/09						
1.7 CDTi	74	08/04→03/09						
1.7 CDTi	59	08/04→05/09						

#### Zubehörsatz, Bremsbacken















1.4	55	08/04→10/10	➡	→ 07/06		03.0137-9215.2	669215	
1.4	66	08/04→03/09	➡	08/06→		03.0137-9309.2	669309	AP
1.6	77	08/04→03/09						
1.7 CDTi	74	08/04→03/09						
1.7 CDTi	59	08/04→05/09						

#### Bremstrommel













1.4	55	08/04→10/10	➡			24.0223-0021.1	480186	Ø 230,0 x 50 / 231
1.4	66	08/04→03/09						
1.6	77	08/04→03/09						
1.7 CDTi	74	08/04→03/09						
1.7 CDTi	59	08/04→05/09						













#### Bremsbackensatz















1.4	55	08/04→10/10	➡	→ 07/06		03.0137-0424.2	650424	Ø 230 x 42 + HEB
1.4	66	08/04→03/09				03.0520-8720.3	698720	Ø 230 x 42 Ø 20,64 + RZ / + Zub TopKit
1.6	77	08/04→03/09						
1.7 CDTi	74	08/04→03/09						
↓								














	kw					! #		
<b>VAUXHALL - ASTRA Mk V (H) Estate 08/04→10/12</b>								
 <b>Bremsbackensatz</b>								
1.7 CDTi	59	08/04→05/09	➡	08/06→			<b>03.0137-0520.2 650520</b>	AP Ø 230 x 43 + HEB
 <b>Seilzug, Feststellbremse</b>								
1.3 CDTi	66	08/04→03/09	➡	⚠; 08/05→; Scheibenbremse	1	<b>24.3727-0785.2 580785</b>	L= 1.735 L2= 1.760 + Zub	
1.4	55	08/04→10/10	➡	⚠; Trommelbremse	2	<b>24.3727-0746.2 580746</b>	L= 182 + Zub	
1.4	66	08/04→03/09	➡	⚠; Trommelbremse	1	<b>24.3727-0770.2 580770</b>	L= 1.295 L2= 1.328 + Zub	
1.6	77	08/04→03/09	➡					
1.7 CDTi	74	08/04→03/09	➡	⚠; Scheibenbremse	1	<b>24.3727-0785.2 580785</b>	L= 1.735 L2= 1.760 + Zub	
1.7 CDTi	59	08/04→05/09	➡					
1.6	85	08/04→03/09	➡	⚠; 01/07→; Scheibenbremse	1	<b>24.3727-0785.2 580785</b>	L= 1.735 L2= 1.760 + Zub	
1.6	132	08/04→03/09	➡					
1.7 CDTi	81	08/04→10/12	➡	⚠; 04/07→ 11/10; Scheibenbremse	1	<b>24.3727-0785.2 580785</b>	L= 1.735 L2= 1.760 + Zub	
1.7 CDTi	92	02/07→10/10	➡	⚠; 04/07→; Scheibenbremse	1	<b>24.3727-0785.2 580785</b>	L= 1.735 L2= 1.760 + Zub	
1.8	92	10/04→03/09	➡	⚠; Scheibenbremse	1	<b>24.3727-0785.2 580785</b>	L= 1.735 L2= 1.760 + Zub	
1.8	103	12/05→10/10	➡					
1.9 CDTi	88	08/04→03/09	➡					
2.0 Turbo	125	08/04→10/10	➡					
1.9 CDTi	74	08/04→03/09	➡	⚠; 09/05→; Scheibenbremse	1	<b>24.3727-0785.2 580785</b>	L= 1.735 L2= 1.760 + Zub	
1.9 CDTi	110	08/04→03/09	➡	⚠; 09/04→; Scheibenbremse	1	<b>24.3727-0785.2 580785</b>	L= 1.735 L2= 1.760 + Zub	
2.0 Turbo	147	08/04→10/10	➡					
<b>VAUXHALL - ASTRA Mk V (H) Sport Hatch 02/05→11/10</b>								
 <b>Radbremszylinder</b>								
1.4	55	02/05→11/10	➡	08/06→		<b>24.3219-1755.3 020508</b>	Ø 19,05 ALU	
1.4 i 16V	66	03/05→11/10	➡					
1.6	77	02/05→11/10	➡	→ 07/06		<b>24.3220-1719.3 020448</b>	Ø 20,64 ALU	
1.7 CDTi	74	02/05→11/10	➡					
<b>Zubehörsatz, Bremsbacken</b>								
1.4	55	02/05→11/10	➡	→ 07/06		<b>03.0137-9215.2 669215</b>		
1.4 i 16V	66	03/05→11/10	➡					
1.6	77	02/05→11/10	➡	08/06→		<b>03.0137-9309.2 669309</b>	AP	
1.7 CDTi	74	02/05→11/10	➡					
 <b>Bremstrommel</b>								
1.4	55	02/05→11/10	➡			<b>24.0223-0021.1 480186</b>	Ø 230,0 x 50 / 231	
1.4 i 16V	66	03/05→11/10	➡					
1.6	77	02/05→11/10	➡					
1.7 CDTi	74	02/05→11/10	➡					
 <b>Bremsbackensatz</b>								
1.4	55	02/05→11/10	➡	→ 07/06		<b>03.0137-0424.2 650424</b>	Ø 230 x 42 + HEB	
1.4 i 16V	66	03/05→11/10	➡			<b>03.0520-8720.3 698720</b>	Ø 230 x 42 Ø 20,64 + RZ / + Zub	
1.6	77	02/05→11/10	➡				TopKit	
1.7 CDTi	74	02/05→11/10	➡	08/06→		<b>03.0137-0520.2 650520</b>	AP Ø 230 x 43 + HEB	
 <b>Seilzug, Feststellbremse</b>								
1.3 CDTi	66	04/05→11/10	➡	⚠; 08/05→; Scheibenbremse	1	<b>24.3727-0775.2 580775</b>	L= 1.647 L2= 1.665	
1.4	55	02/05→11/10	➡	⚠; → 07/06; Trommelbremse	2	<b>24.3727-0746.2 580746</b>	L= 182 + Zub	
1.4 i 16V	66	03/05→11/10	➡					
1.6	77	02/05→11/10	➡	⚠; → 07/06; Trommelbremse	1	<b>24.3727-0770.2 580770</b>	L= 1.295 L2= 1.328 + Zub	
1.7 CDTi	74	02/05→11/10	➡	⚠; 08/06→; Trommelbremse	1	<b>24.3727-0770.2 580770</b>	L= 1.295 L2= 1.328 + Zub	
			➡					
			➡	⚠; Scheibenbremse	1	<b>24.3727-0775.2 580775</b>	L= 1.647 L2= 1.665	
1.6	132	10/06→11/10	➡	⚠; 01/07→; Scheibenbremse	1	<b>24.3727-0775.2 580775</b>	L= 1.647 L2= 1.665	
1.6 i 16V	85	12/06→11/10	➡					
1.7 CDTi	81	02/07→11/10	➡	⚠; 04/07→; Scheibenbremse	1	<b>24.3727-0775.2 580775</b>	L= 1.647 L2= 1.665	
1.8	92	02/05→11/10	➡	⚠; Scheibenbremse	1	<b>24.3727-0775.2 580775</b>	L= 1.647 L2= 1.665	
1.8 i 16V	103	03/07→11/10	➡					
1.9 CDTi	88	02/05→11/10	➡					
1.9 CDTi	110	02/05→11/10	➡					
2.0 Turbo	125	02/05→11/10	➡					
2.0 VXR	176	02/09→11/10	➡					
1.9 CDTi	74	08/05→11/10	➡	⚠; 09/05→; Scheibenbremse	1	<b>24.3727-0775.2 580775</b>	L= 1.647 L2= 1.665	
<b>VAUXHALL - ASTRA Mk V (H) TwinTop 09/05→11/10</b>								
 <b>Seilzug, Feststellbremse</b>								
1.6	77	09/05→11/10	➡	⚠; 03/06→; Scheibenbremse	1	<b>24.3727-0775.2 580775</b>	L= 1.647 L2= 1.665	
1.9 CDTi	110	01/06→11/10	➡					
2.0	125	02/06→11/10	➡					
2.0 Turbo	147	01/06→11/10	➡					
↓								

















	kw					! #		
<b>VAUXHALL - ASTRA Mk V (H) TwinTop 09/05→11/10</b>								
 <b>Seilzug, Feststellbremse</b>								
1.6	132	10/06→11/10	➡	☑; 02/07→; Scheibenbremse		1	24.3727-0775.2 580775	L= 1.647 L2= 1.665
1.6 i 16V	85	10/06→11/10	➡	☑; 12/06→; Scheibenbremse		1	24.3727-0775.2 580775	L= 1.647 L2= 1.665
1.8	103	05/08→11/10	➡	☑; Scheibenbremse		1	24.3727-0775.2 580775	L= 1.647 L2= 1.665
<b>VAUXHALL - ASTRA Mk VI (J) 12/09→</b>								
 <b>Seilzug, Feststellbremse</b>								
1.3 CDTi	70	12/09→	➡	☐; - eFSB			24.3727-0794.2 580794	L= 1.812
1.4	64	12/09→	➡	☐; - eFSB			24.3727-0795.2 580795	L= 1.814
1.4	74	12/09→	➡	☐; - eFSB			24.3727-0795.2 580795	L= 1.814
1.4 Turbo	88	08/11→	➡	☑; - eFSB		1	24.3727-0798.2 580798	L= 1.798
1.4 Turbo	103	12/09→	➡	☑; - eFSB				
1.6	85	12/09→	➡					
1.6 SIDI	125	12/12→	➡					
1.6 Turbo	132	12/09→	➡					
1.7 CDTi	81	12/09→	➡					
1.7 CDTi	92	12/09→	➡					
1.7 CDTi	96	06/11→	➡					
2.0 BiTurbo CDTi	143	12/12→	➡					
2.0 CDTi	118	12/09→	➡					
2.0 CDTi	121	08/11→	➡					
1.6 CDTi	81	11/13→	➡	☐; 02/14→; - eFSB			24.3727-0794.2 580794	L= 1.812
			➡	☐; 02/14→; - eFSB			24.3727-0795.2 580795	L= 1.814
			➡	☑; 02/14→; - eFSB		1	24.3727-0798.2 580798	L= 1.798
1.6 CDTi	100	11/13→	➡	☐; 01/14→; - eFSB			24.3727-0794.2 580794	L= 1.812
			➡	☐; 01/14→; - eFSB			24.3727-0795.2 580795	L= 1.814
			➡	☑; 01/14→; - eFSB		1	24.3727-0798.2 580798	L= 1.798
<b>VAUXHALL - ASTRA Mk VI (J) Estate 10/10→</b>								
 <b>Seilzug, Feststellbremse</b>								
1.3 CDTi	70	10/10→	➡	☐; 11/10→; - eFSB			24.3727-0794.2 580794	L= 1.812
1.4	64	10/10→	➡	☐; 11/10→; - eFSB			24.3727-0795.2 580795	L= 1.814
1.4	74	10/10→	➡	☐; 11/10→; - eFSB			24.3727-0795.2 580795	L= 1.814
1.4 Turbo	88	10/10→	➡	☑; 11/10→; - eFSB		1	24.3727-0798.2 580798	L= 1.798
1.4 Turbo	103	10/10→	➡	☑; 11/10→; - eFSB				
1.6	85	10/10→	➡					
1.6 Turbo	132	10/10→	➡					
1.7 CDTi	81	10/10→	➡					
1.7 CDTi	92	10/10→	➡					
2.0 CDTi	118	10/10→	➡					
1.6 CDTi	81	01/14→	➡	☐; 02/14→; - eFSB			24.3727-0794.2 580794	L= 1.812
			➡	☐; 02/14→; - eFSB			24.3727-0795.2 580795	L= 1.814
			➡	☑; 02/14→; - eFSB		1	24.3727-0798.2 580798	L= 1.798
1.6 CDTi	100	01/14→	➡	☐; - eFSB			24.3727-0794.2 580794	L= 1.812
1.6 SIDI	125	12/12→	➡	☐; - eFSB			24.3727-0795.2 580795	L= 1.814
1.7 CDTi	96	06/11→05/14	➡	☐; - eFSB			24.3727-0795.2 580795	L= 1.814
2.0 BiTurbo CDTi	143	12/12→	➡	☑; - eFSB		1	24.3727-0798.2 580798	L= 1.798
2.0 CDTi	121	08/11→	➡	☑; - eFSB				
<b>VAUXHALL - ASTRA Mk VI (J) GTC 10/11→</b>								
 <b>Seilzug, Feststellbremse</b>								
1.4	74	10/11→	➡	☐; - eFSB			24.3727-0794.2 580794	L= 1.812
1.4	88	10/11→	➡	☐; - eFSB			24.3727-0795.2 580795	L= 1.814
1.4	103	10/11→	➡	☐; - eFSB			24.3727-0795.2 580795	L= 1.814
1.6	132	10/11→	➡	☑; - eFSB		1	24.3727-0798.2 580798	L= 1.798
1.6 CDTi	81	07/14→	➡					
1.6 CDTi	100	07/14→	➡					
1.6 SIDI	125	12/12→	➡					
1.6 SIDI	147	09/13→	➡					
1.7 CDTi	81	10/11→	➡					
1.7 CDTi	96	10/11→	➡					
2.0 BiTurbo CDTi	143	12/12→	➡					
2.0 CDTi	121	10/11→	➡					
<b>VAUXHALL - ASTRA Mk VI (J) Sedan 06/12→</b>								
 <b>Seilzug, Feststellbremse</b>								
1.3 CDTi	70	06/12→	➡	☐; - eFSB			24.3727-0794.2 580794	L= 1.812
1.4	74	06/12→	➡	☐; - eFSB			24.3727-0795.2 580795	L= 1.814
1.4 Turbo	103	06/12→	➡	☐; - eFSB			24.3727-0795.2 580795	L= 1.814
1.6	85	06/12→	➡	☑; - eFSB		1	24.3727-0798.2 580798	L= 1.798
1.6 SIDI	125	12/12→	➡					
1.6 Turbo	132	06/12→	➡					
1.7 CDTi	81	06/12→	➡					














	kw			 	! #		
<b>VAUXHALL - ASTRA Mk VI (J) Sedan 06/12→</b>							
 <b>Seilzug, Feststellbremse</b>							
1.7 CDTI 2.0 BiTurbo CDTI	96 143	06/12→ 12/12→	→	☐; - eFSB		24.3727-0794.2 580794	L= 1.812
			→	☐; - eFSB		24.3727-0795.2 580795	L= 1.814
			→	☒; - eFSB	1	24.3727-0798.2 580798	L= 1.798
<b>VAUXHALL - ASTRAVAN Mk IV (G) 08/98→08/06</b>							
 <b>Radbremszylinder</b>							
1.6 i 1.6 i 1.7 DTI 16V 1.7 TD	55 62 55 50	08/98→09/00 09/00→08/06 04/01→08/06 08/98→08/06	→			24.3219-1715.3 020122	Ø 19,05 ALU
<b>Zubehörsatz, Bremsbacken</b>							
1.6 i 1.6 i 1.7 DTI 16V 1.7 TD	55 62 55 50	08/98→09/00 09/00→08/06 04/01→08/06 08/98→08/06	→	→ 18999999		03.0137-9215.2 669215	
			→	22000001→		03.0137-9215.2 669215	
			→			03.0137-9215.2 669215	
 <b>Bremsstrommel</b>							
1.6 i 1.6 i 1.7 DTI 16V 1.7 TD	55 62 55 50	08/98→09/00 09/00→08/06 04/01→08/06 08/98→08/06	→			24.0223-0013.2 480061	Ø 230,0 x 50 / 231
 <b>Bremsbackensatz</b>							
1.6 i 1.6 i 1.7 DTI 16V	55 62 55	08/98→09/00 09/00→08/06 04/01→08/06	→	→ 18999999		03.0137-0322.2 650322	Ø 230 x 42
			→	22000001→		03.0520-5719.3 695719	TRW Ø 230 x 42 Ø 19,05 + RZ / + Zub TopKit
			→			03.0137-0424.2 650424	Ø 230 x 42 + HEB
			→			03.0520-6019.3 696019	Ø 230 x 42 Ø 19,05 + RZ / + Zub TopKit
1.7 TD	50	08/98→08/06	→			03.0137-0322.2 650322	Ø 230 x 42
			→			03.0520-5719.3 695719	TRW Ø 230 x 42 Ø 19,05 + RZ / + Zub TopKit
 <b>Seilzug, Feststellbremse</b>							
1.6 i 1.6 i 1.7 DTI 16V	55 62 55	08/98→09/00 09/00→08/06 04/01→08/06	←	☒; Trommelbremse	1	24.3727-0748.2 580748	L= 279 + Zub
			←	☒; 42000001→; Scheibenbremse	1	24.3727-0748.2 580748	L= 279 + Zub
			←	☒; → 22006460; Scheibenbremse	1	24.3727-0748.2 580748	L= 279 + Zub
			←	☒; 22006461→ 38999999; Scheibenbremse	1	24.3727-0748.2 580748	L= 279 + Zub
			→	☒; Trommelbremse	2	24.3727-0746.2 580746	L= 182 + Zub
			→	☒; Trommelbremse	1	24.3727-0747.2 580747	L= 1.252 L2= 1.252 + Zub
			→	☒; → 22006460; Scheibenbremse	1	24.3727-0752.2 580752	L= 1.593 L2= 1.593 + Zub
			→	☒; 22006461→ 38999999; Scheibenbremse	1	24.3727-0753.2 580753	L= 1.592 L2= 1.592 + Zub
			→	☒; 42000001→; Scheibenbremse	1	24.3727-0783.2 580783	L= 1.587 L2= 1.587 + Zub
1.7 CDTI	59	04/04→08/06	←	☒; 42000001→; Scheibenbremse	1	24.3727-0748.2 580748	L= 279 + Zub
			←	☒; → 38999999; Scheibenbremse	1	24.3727-0748.2 580748	L= 279 + Zub
			→	☒; → 38999999; Scheibenbremse	1	24.3727-0753.2 580753	L= 1.592 L2= 1.592 + Zub
			→	☒; 42000001→; Scheibenbremse	1	24.3727-0783.2 580783	L= 1.587 L2= 1.587 + Zub
1.7 TD	50	08/98→08/06	←	☒; Trommelbremse	1	24.3727-0748.2 580748	L= 279 + Zub
			←	☒; Scheibenbremse	1	24.3727-0748.2 580748	L= 279 + Zub
			→	☒; Trommelbremse	2	24.3727-0746.2 580746	L= 182 + Zub
			→	☒; Trommelbremse	1	24.3727-0747.2 580747	L= 1.252 L2= 1.252 + Zub
			→	☒; Scheibenbremse	1	24.3727-0752.2 580752	L= 1.593 L2= 1.593 + Zub
2.0 DI 2.0 DTI	60 74	08/98→08/06 04/04→08/06	←	☒; 42000001→; Scheibenbremse	1	24.3727-0748.2 580748	L= 279 + Zub
			←	☒; → 22006460; Scheibenbremse	1	24.3727-0748.2 580748	L= 279 + Zub
			←	☒; 22006461→ 38999999; Scheibenbremse	1	24.3727-0748.2 580748	L= 279 + Zub
			→	☒; → 22006460; Scheibenbremse	1	24.3727-0752.2 580752	L= 1.593 L2= 1.593 + Zub
			→	☒; 22006461→ 38999999; Scheibenbremse	1	24.3727-0753.2 580753	L= 1.592 L2= 1.592 + Zub
			→	☒; 42000001→; Scheibenbremse	1	24.3727-0783.2 580783	L= 1.587 L2= 1.587 + Zub













	kw			 	! #		
<b>VAUXHALL - ASTRAVAN Mk V (H) 03/05→</b>							
 <b>Radbremszylinder</b>							
1.4 i	66	03/05→	➔	08/06→ 11/10		24.3219-1755.3 020508	Ø 19,05 ALU
1.6	76	03/05→	➔	→ 07/06		24.3220-1719.3 020448	Ø 20,64 ALU
1.7 CDTI	74	03/05→11/11	➔				
1.7 CDTi	59	03/05→07/06	➔			24.3220-1719.3 020448	Ø 20,64 ALU
<b>Zubehörsatz, Bremsbacken</b>							
1.4 i	66	03/05→	➔	→ 07/06		03.0137-9215.2 669215	
1.6	76	03/05→	➔				
1.7 CDTI	74	03/05→11/11	➔	08/06→ 11/10		03.0137-9309.2 669309	AP
1.7 CDTi	59	03/05→07/06	➔			03.0137-9215.2 669215	
 <b>Bremstrommel</b>							
1.4 i	66	03/05→	➔	→ 11/10		24.0223-0021.1 480186	Ø 230,0 x 50 / 231
1.6	76	03/05→	➔				
1.7 CDTI	74	03/05→11/11	➔				
1.7 CDTi	59	03/05→07/06	➔			24.0223-0021.1 480186	Ø 230,0 x 50 / 231
 <b>Bremsbackensatz</b>							
1.4 i	66	03/05→	➔	→ 07/06		03.0137-0424.2 650424	Ø 230 x 42 + HEB
1.6	76	03/05→	➔			03.0520-8720.3 698720	Ø 230 x 42 Ø 20,64 + RZ / + Zub TopKit
1.7 CDTI	74	03/05→11/11	➔				
			➔	08/06→ 11/10		03.0137-0520.2 650520	AP Ø 230 x 43 + HEB
1.7 CDTi	59	03/05→07/06	➔			03.0137-0424.2 650424	Ø 230 x 42 + HEB
						03.0520-8720.3 698720	Ø 230 x 42 Ø 20,64 + RZ / + Zub TopKit
 <b>Seilzug, Feststellbremse</b>							
1.3 CDTi	66	08/05→	➔	⏴; → 11/10; Scheibenbremse	1	24.3727-0785.2 580785	L= 1.735 L2= 1.760 + Zub
1.9 CDTi	88	03/05→11/11	➔				
1.9 CDTi	110	03/05→11/11	➔				
1.4 i	66	03/05→	➔	⏴; → 11/10; Trommelbremse	2	24.3727-0746.2 580746	L= 182 + Zub
1.6	76	03/05→	➔				
1.7 CDTI	74	03/05→11/11	➔	⏴; → 11/10; Trommelbremse	1	24.3727-0770.2 580770	L= 1.295 L2= 1.328 + Zub
			➔	⏴; → 11/10; Scheibenbremse	1	24.3727-0785.2 580785	L= 1.735 L2= 1.760 + Zub
1.7 CDTi	59	03/05→07/06	➔	⏴; Trommelbremse	2	24.3727-0746.2 580746	L= 182 + Zub
			➔	⏴; Trommelbremse	1	24.3727-0770.2 580770	L= 1.295 L2= 1.328 + Zub
			➔	⏴; Scheibenbremse	1	24.3727-0785.2 580785	L= 1.735 L2= 1.760 + Zub
<b>VAUXHALL - BRAVA Pick-up 12/88→12/02</b>							
 <b>Radbremszylinder</b>							
2.2 D (TFR52)	39	12/88→09/96	➔	01/92→ 08/96		24.3225-1702.3 020425	Ø 25,4 GG
2.2 D 4x4 (TFS52)	39	12/88→09/96	➔	09/90→ 08/96		24.3225-1702.3 020425	Ø 25,4 GG
2.3 (TFR16)	72	08/94→09/96	➔	→ 08/96		24.3225-1702.3 020425	Ø 25,4 GG
2.3 4x4 (TFS16)	72	08/94→09/96	➔				
2.5 TD (TFR54)	56	07/94→12/02	➔				
2.5 TD 4x4 (TFS54)	56	07/94→12/02	➔				
2.5 DTI	74	08/01→12/02	➔			24.3225-1702.3 020425	Ø 25,4 GG
2.5 DTI 4x4	74	08/01→12/02	➔				
 <b>Bremsbackensatz</b>							
2.5 DTI 4x4	74	08/01→12/02	➔			03.0137-0445.2 650445	Ø 294 x 47 - HEB
<b>VAUXHALL - CALIBRA 06/90→07/97</b>							
 <b>Bremsbackensatz, Feststellbremse</b>							
2.0 i	85	06/90→07/97	➔			03.0137-0172.2 650172	Ø 160 x 25
2.0 i 16V	100	06/90→07/97	➔				
2.0 i 16V 4x4	100	02/94→07/97	➔				
2.0 i 4x4	85	06/90→07/97	➔				
2.0 i Turbo 4x4	150	03/92→07/97	➔				
2.5 i V6	125	04/93→07/97	➔				
<b>Zubehörsatz, Feststellbremsbacken</b>							
2.0 i	85	06/90→07/97	➔			03.0137-9092.2 669092	
2.0 i 16V	100	06/90→07/97	➔				
2.0 i 16V 4x4	100	02/94→07/97	➔				
2.0 i 4x4	85	06/90→07/97	➔				
2.0 i Turbo 4x4	150	03/92→07/97	➔				
2.5 i V6	125	04/93→07/97	➔			03.0137-9243.2 669243	
↓							












	kW			 	! #		
<b>VAUXHALL - CALIBRA 06/90→07/97</b>							
 <b>Seilzug, Feststellbremse</b>							
2.0 i	85	06/90→07/97	➔	☑; Scheibenbremse	1	24.3727-0736.2 580736	L= 1.365 L2= 1.498 + Zub
2.0 i 16V	100	06/90→07/97					
2.0 i 16V 4x4	100	02/94→07/97					
2.0 i 4x4	85	06/90→07/97					
2.0 i Turbo 4x4	150	03/92→07/97					
2.5 i V6	125	04/93→07/97					
<b>VAUXHALL - CAVALIER Mk III (87) 08/88→11/95</b>							
 <b>Radbremszylinder</b>							
1.4 S	55	09/88→11/95	➔	→ 08/95		24.3219-1715.3 020122	Ø 19,05 ALU
1.6 i	52	09/93→11/95				24.3219-1767.3 020552	Ø 19,05 GG
1.6 i	55	09/88→11/95					
1.7 D	44	07/92→11/95					
1.7 TD	60	09/88→11/95					
1.8 i Cat	66	03/90→11/95					
1.8	66	09/88→08/95	➔			24.3219-1715.3 020122	Ø 19,05 ALU
						24.3219-1767.3 020552	Ø 19,05 GG
<b>Zubehörsatz, Bremsbacken</b>							
1.4 S	55	09/88→11/95	➔	→ N5999999		03.0137-9060.2 669060	TRW
1.6 i	52	09/93→11/95					
1.6 i	55	09/88→11/95	➔	P1000001→; → 08/95		03.0137-9167.2 669167	
1.7 D	44	07/92→11/95					
1.7 TD	60	09/88→11/95					
1.8 i Cat	66	03/90→11/95					
1.8	66	09/88→08/95	➔	→ N5999999		03.0137-9060.2 669060	TRW
			➔	P1000001→		03.0137-9167.2 669167	
 <b>Bremstrommel</b>							
1.4 S	55	09/88→11/95	➔	→ 08/95		24.0220-0001.2 480013	Ø 200,0 x 53,5 / 201,3
1.6 i	52	09/93→11/95					
1.6 i	55	09/88→11/95					
1.7 D	44	07/92→11/95					
1.7 TD	60	09/88→11/95					
1.8 i Cat	66	03/90→11/95					
1.8	66	09/88→08/95	➔			24.0220-0001.2 480013	Ø 200,0 x 53,5 / 201,3
 <b>Bremsbackensatz</b>							
1.4 S	55	09/88→11/95	➔	→ N5999999		03.0137-0166.2 650166	TRW Ø 200 x 46 + HEB
1.6 i	52	09/93→11/95					
1.6 i	55	09/88→11/95	➔	P1000001→; → 08/95		03.0137-0267.2 650267	Ø 200 x 46 + HEB
1.7 D	44	07/92→11/95				03.0420-4019.3 684019	DEL Ø 200 x 46 Ø 19,05 + RZ / + Zub Kit
1.7 TD	60	09/88→11/95					
1.8 i Cat	66	03/90→11/95				03.0520-4019.3 694019	DEL Ø 200 x 46 Ø 19,05 + RZ / + Zub TopKit
1.8	66	09/88→08/95	➔	→ N5999999		03.0137-0166.2 650166	TRW Ø 200 x 46 + HEB
			➔	P1000001→		03.0137-0267.2 650267	Ø 200 x 46 + HEB
						03.0420-4019.3 684019	DEL Ø 200 x 46 Ø 19,05 + RZ / + Zub Kit
						03.0520-4019.3 694019	DEL Ø 200 x 46 Ø 19,05 + RZ / + Zub TopKit
 <b>Bremsbackensatz, Feststellbremse</b>							
2.0 i 16V	110	09/88→11/95	➔	P1000001→; → 08/95		03.0137-0172.2 650172	Ø 160 x 25
2.0 i Cat	85	09/90→11/95	➔				
2.0 SRi 16V	100	09/93→11/95	➔	→ NV299999		03.0137-0172.2 650172	Ø 160 x 25
<b>Zubehörsatz, Feststellbremsbacken</b>							
2.0 i 16V	110	09/88→11/95	➔	→ NV299999		03.0137-9092.2 669092	
2.0 i Cat	85	09/90→11/95					
2.0 SRi 16V	100	09/93→11/95	➔	P1000001→; → 08/95		03.0137-9242.2 669242	
 <b>Seilzug, Feststellbremse</b>							
1.4 S	55	09/88→11/95	➔	☑; → 08/95; Trommelbremse		24.3727-0733.2 580733	L= 2.120 + Zub
1.6 i	52	09/93→11/95					
1.6 i	55	09/88→11/95	➔	☑; → 08/95; Trommelbremse		24.3727-0734.2 580734	L= 750 + Zub
1.7 D	44	07/92→11/95					
1.7 TD	60	09/88→11/95					
1.8 i Cat	66	03/90→11/95					
1.8	66	09/88→08/95	➔	☑; Trommelbremse		24.3727-0733.2 580733	L= 2.120 + Zub
			➔	☑; Trommelbremse		24.3727-0734.2 580734	L= 750 + Zub
2.0 i 16V	110	09/88→11/95	➔	☑; → NV299999; Scheibenbremse	1	24.3727-0736.2 580736	L= 1.365 L2= 1.498 + Zub
2.0 SRi 16V	100	09/93→11/95					












	kw			 	! #		
<b>VAUXHALL - CAVALIER Mk III (87) 08/88→11/95</b>							
 <b>Seilzug, Feststellbremse</b>							
2.0 i 16V 2.0 SRi 16V	110 100	09/88→11/95 09/93→11/95	➡	<input type="checkbox"/> ; P1000001→; → 08/95; Scheibenbremse		24.3727-0739.2 580739	L= 665 + Zub
			➡	<input checked="" type="checkbox"/> ; P1000001→; → 08/95; Scheibenbremse		24.3727-0740.2 580740	L= 2.022 + Zub
2.0 i Cat	85	09/90→11/95	➡	<input type="checkbox"/> ; → 08/95; Scheibenbremse		24.3727-0739.2 580739	L= 665 + Zub
			➡	<input checked="" type="checkbox"/> ; → 08/95; Scheibenbremse		24.3727-0740.2 580740	L= 2.022 + Zub
<b>VAUXHALL - CAVALIER Mk III CC 09/88→11/95</b>							
 <b>Radbremszylinder</b>							
1.4 S 1.6 i 1.6 i 1.7 D 1.7 TD 1.8 i Cat	55 52 55 44 60 66	09/88→11/95 09/93→11/95 09/88→11/95 07/92→11/95 09/88→11/95 03/90→11/95	➡	→ 08/95		24.3219-1715.3 020122 24.3219-1767.3 020552	Ø 19,05 ALU Ø 19,05 GG
<b>Zubehörsatz, Bremsbacken</b>							
1.4 S 1.6 i 1.6 i 1.7 D 1.7 TD 1.8 i Cat	55 52 55 44 60 66	09/88→11/95 09/93→11/95 09/88→11/95 07/92→11/95 09/88→11/95 03/90→11/95	➡	→ N5999999		03.0137-9060.2 669060	TRW
			➡	P1000001→; → 08/95		03.0137-9167.2 669167	
 <b>Bremstrommel</b>							
1.4 S 1.6 i 1.6 i 1.7 D 1.7 TD 1.8 i Cat	55 52 55 44 60 66	09/88→11/95 09/93→11/95 09/88→11/95 07/92→11/95 09/88→11/95 03/90→11/95	➡	→ 08/95		24.0220-0001.2 480013	Ø 200,0 x 53,5 / 201,3
 <b>Bremsbackensatz</b>							
1.4 S 1.6 i 1.6 i 1.7 D 1.7 TD 1.8 i Cat	55 52 55 44 60 66	09/88→11/95 09/93→11/95 09/88→11/95 07/92→11/95 09/88→11/95 03/90→11/95	➡	→ N5999999		03.0137-0166.2 650166	TRW Ø 200 x 46 + HEB
			➡	P1000001→; → 08/95		03.0137-0267.2 650267	Ø 200 x 46 + HEB
						03.0420-4019.3 684019	DEL Ø 200 x 46 Ø 19,05 + RZ / + Zub Kit
						03.0520-4019.3 694019	DEL Ø 200 x 46 Ø 19,05 + RZ / + Zub TopKit
 <b>Bremsbackensatz, Feststellbremse</b>							
2.0 i 16V 2.0 i 16V 2.0 i Cat	100 110 85	09/93→11/95 09/88→11/95 09/90→11/95	➡	P1000001→; → 08/95		03.0137-0172.2 650172	Ø 160 x 25
			➡	→ NV299999		03.0137-0172.2 650172	Ø 160 x 25
<b>Zubehörsatz, Feststellbremsbacken</b>							
2.0 i 16V 2.0 i 16V 2.0 i Cat	100 110 85	09/93→11/95 09/88→11/95 09/90→11/95	➡	→ NV299999		03.0137-9092.2 669092	
			➡	P1000001→; → 08/95		03.0137-9242.2 669242	
 <b>Seilzug, Feststellbremse</b>							
1.4 S 1.6 i 1.6 i 1.7 D 1.7 TD 1.8 i Cat	55 52 55 44 60 66	09/88→11/95 09/93→11/95 09/88→11/95 07/92→11/95 09/88→11/95 03/90→11/95	➡	<input checked="" type="checkbox"/> ; → 08/95; Trommelbremse		24.3727-0733.2 580733	L= 2.120 + Zub
			➡	<input type="checkbox"/> ; → 08/95; Trommelbremse		24.3727-0734.2 580734	L= 750 + Zub
2.0 i 16V 2.0 i 16V	100 110	09/93→11/95 09/88→11/95	➡	<input checked="" type="checkbox"/> ; → NV299999; Scheibenbremse	1	24.3727-0736.2 580736	L= 1.365 L2= 1.498 + Zub
			➡	<input type="checkbox"/> ; P1000001→; → 08/95; Scheibenbremse		24.3727-0739.2 580739	L= 665 + Zub
			➡	<input checked="" type="checkbox"/> ; P1000001→; → 08/95; Scheibenbremse		24.3727-0740.2 580740	L= 2.022 + Zub
2.0 i Cat	85	09/90→11/95	➡	<input type="checkbox"/> ; → 08/95; Scheibenbremse		24.3727-0739.2 580739	L= 665 + Zub
			➡	<input checked="" type="checkbox"/> ; → 08/95; Scheibenbremse		24.3727-0740.2 580740	L= 2.022 + Zub
<b>VAUXHALL - COMBO Mk I (B) 07/94→10/01</b>							
 <b>Radbremszylinder</b>							
1.2 1.4 1.4 1.4 16V 1.7 D ↓	33 44 60 66 44	07/94→10/01 07/94→10/01 07/94→10/01 08/99→10/01 07/94→10/01	➡	→ 09/00		24.3219-1111.3 020194	TRW Ø 19,05 GG










	kw			 	! #		
<b>VAUXHALL - COMBO Mk I (B) 07/94→10/01</b>							
<b>Zubehörsatz, Bremsbacken</b>							
1.2	33	07/94→10/01	➔	→ 09/00		03.0137-9053.2 669053	TRW
1.4	44	07/94→10/01					
1.4	60	07/94→10/01					
1.4 16V	66	08/99→10/01					
1.7 D	44	07/94→10/01					
<b> Bremstrommel</b>							
1.2	33	07/94→10/01	➔	→ 09/00		24.0223-0008.2 480038	Ø 230,0 x 60 / 231
1.4	44	07/94→10/01					
1.4	60	07/94→10/01					
1.4 16V	66	08/99→10/01					
1.7 D	44	07/94→10/01					
<b> Bremsbackensatz</b>							
1.2	33	07/94→10/01	➔	→ 09/00		03.0137-0167.2 650167	TRW Ø 230 x 51 + HEB
1.4	44	07/94→10/01				03.0520-5819.3 695819	TRW Ø 230 x 51 Ø 19,05 + RZ / + Zub TopKit
1.4	60	07/94→10/01					
1.4 16V	66	08/99→10/01					
1.7 D	44	07/94→10/01					
<b> Seilzug, Feststellbremse</b>							
1.2	33	07/94→10/01	➔	⬇; → 09/00; Trommelbremse	1	24.3727-0759.2 580759	L= 1.659 L2= 1.521
1.4	44	07/94→10/01					
1.4	60	07/94→10/01					
1.4 16V	66	08/99→10/01					
1.7 D	44	07/94→10/01					
<b>VAUXHALL - COMBO Mk II (C) Kasten/Kombi (F25) 09/01→02/12</b>							
<b> Radbremszylinder</b>							
1.3 CDTI 16V	51	09/04→02/12	➔	→ 10/11		24.3219-1715.3 020122	Ø 19,05 ALU
1.3 CDTI 16V	55	10/05→11/11					
1.4 i 16V	66	01/04→11/11					
1.6	64	10/01→11/11					
1.6 CNG 16V	69	06/06→02/12					
1.6 CNG 16V	71	04/05→02/12					
1.7 CDTI 16V	74	12/04→11/11					
1.7 DTI 16V	55	10/01→11/11					
1.4 16V	66	10/01→05/07	➔			24.3219-1715.3 020122	Ø 19,05 ALU
1.6	62	09/01→10/04	➔	10/01→		24.3219-1715.3 020122	Ø 19,05 ALU
1.7 DI 16V	48	09/01→11/11	➔	10/01→ 10/11		24.3219-1715.3 020122	Ø 19,05 ALU
<b>Zubehörsatz, Bremsbacken</b>							
1.3 CDTI 16V	51	09/04→02/12	➔	→ 10/11		03.0137-9215.2 669215	
1.3 CDTI 16V	55	10/05→11/11					
1.4 i 16V	66	01/04→11/11					
1.6	64	10/01→11/11					
1.6 CNG 16V	69	06/06→02/12					
1.6 CNG 16V	71	04/05→02/12					
1.7 CDTI 16V	74	12/04→11/11					
1.7 DTI 16V	55	10/01→11/11					
1.4 16V	66	10/01→05/07	➔			03.0137-9215.2 669215	
1.6	62	09/01→10/04	➔	10/01→		03.0137-9215.2 669215	
1.7 DI 16V	48	09/01→11/11	➔	10/01→ 10/11		03.0137-9215.2 669215	
<b> Bremstrommel</b>							
1.3 CDTI 16V	51	09/04→02/12	➔	→ 36999999		24.0223-0013.2 480061	Ø 230,0 x 50 / 231
1.3 CDTI 16V	55	10/05→11/11					
1.4 i 16V	66	01/04→11/11	➔	43000001→; → 10/11		24.0223-0021.1 480186	Ø 230,0 x 50 / 231
1.6	64	10/01→11/11					
1.6 CNG 16V	69	06/06→02/12					
1.6 CNG 16V	71	04/05→02/12					
1.7 CDTI 16V	74	12/04→11/11					
1.7 DTI 16V	55	10/01→11/11					
1.4 16V	66	10/01→05/07	➔	→ 36999999		24.0223-0013.2 480061	Ø 230,0 x 50 / 231
			➔	43000001→		24.0223-0021.1 480186	Ø 230,0 x 50 / 231
1.6	62	09/01→10/04	➔	10/01→; → 36999999		24.0223-0013.2 480061	Ø 230,0 x 50 / 231
			➔	43000001→		24.0223-0021.1 480186	Ø 230,0 x 50 / 231
1.7 DI 16V	48	09/01→11/11	➔	10/01→; → 36999999		24.0223-0013.2 480061	Ø 230,0 x 50 / 231
			➔	43000001→; → 10/11		24.0223-0021.1 480186	Ø 230,0 x 50 / 231
<b> Bremsbackensatz</b>							
1.3 CDTI 16V	51	09/04→02/12	➔	→ 10/11		03.0137-0424.2 650424	Ø 230 x 42 + HEB










	kw					! #		
<b>VAUXHALL - COMBO Mk II (C) Kasten/Kombi (F25) 09/01→02/12</b>								
 <b>Bremsbackensatz</b>								
1.3 CDTi 16V 1.4 i 16V 1.6 1.6 CNG 16V 1.6 CNG 16V 1.7 CDTi 16V 1.7 DTi 16V	55 66 64 69 71 74 55	10/05→11/11 01/04→11/11 10/01→11/11 06/06→02/12 04/05→02/12 12/04→11/11 10/01→11/11	➔	→ 10/11			<b>03.0520-6019.3 696019</b>	Ø 230 x 42 Ø 19,05 + RZ / + Zub TopKit
1.4 16V	66	10/01→05/07	➔				<b>03.0137-0424.2 650424</b> <b>03.0520-6019.3 696019</b>	Ø 230 x 42 + HEB Ø 230 x 42 Ø 19,05 + RZ / + Zub TopKit
1.6	62	09/01→10/04	➔	10/01→			<b>03.0137-0424.2 650424</b> <b>03.0520-6019.3 696019</b>	Ø 230 x 42 + HEB Ø 230 x 42 Ø 19,05 + RZ / + Zub TopKit
1.7 DI 16V	48	09/01→11/11	➔	10/01→ 10/11			<b>03.0137-0424.2 650424</b> <b>03.0520-6019.3 696019</b>	Ø 230 x 42 + HEB Ø 230 x 42 Ø 19,05 + RZ / + Zub TopKit
 <b>Seilzug, Feststellbremse</b>								
1.3 CDTi 16V 1.3 CDTi 16V 1.4 i 16V 1.6 1.6 CNG 16V 1.6 CNG 16V 1.7 CDTi 16V 1.7 DTi 16V	51 55 66 64 69 71 74 55	09/04→02/12 10/05→11/11 01/04→11/11 10/01→11/11 06/06→02/12 04/05→02/12 12/04→11/11 10/01→11/11	←	☒; → 10/11	1	<b>24.3727-0767.2 580767</b>	L= 445	
			➔	☒; → 10/11	2	<b>24.3727-0746.2 580746</b>	L= 182 + Zub	
			➔	☒; → 10/11; Trommelbremse	1	<b>24.3727-0761.2 580761</b>	L= 1.235 L2= 1.235	
1.4 16V	66	10/01→05/07	←	☒	1	<b>24.3727-0767.2 580767</b>	L= 445	
			➔	☒	2	<b>24.3727-0746.2 580746</b>	L= 182 + Zub	
			➔	☒; Trommelbremse	1	<b>24.3727-0761.2 580761</b>	L= 1.235 L2= 1.235	
1.6	62	09/01→10/04	←	☒; 10/01→	1	<b>24.3727-0767.2 580767</b>	L= 445	
			➔	☒; 10/01→	2	<b>24.3727-0746.2 580746</b>	L= 182 + Zub	
			➔	☒; 10/01→; Trommelbremse	1	<b>24.3727-0761.2 580761</b>	L= 1.235 L2= 1.235	
1.7 DI 16V	48	09/01→11/11	←	☒; 10/01→ 10/11	1	<b>24.3727-0767.2 580767</b>	L= 445	
			➔	☒; 10/01→ 10/11	2	<b>24.3727-0746.2 580746</b>	L= 182 + Zub	
			➔	☒; 10/01→ 10/11; Trommelbremse	1	<b>24.3727-0761.2 580761</b>	L= 1.235 L2= 1.235	
<b>VAUXHALL - COMBO Mk III (D) Kasten/Kombi 11/11→</b>								
 <b>Radbremsszylinder</b>								
1.3 CDTi 1.3 CDTi 1.6 CDTi 1.6 CDTi 1.6 CDTi	66 70 66 74 77	11/11→ 03/16→ 11/11→ 11/11→ 11/11→	➔	kurzer Radstand		<b>24.3220-1728.3 020509</b>	Ø 20,64 ALU	
			➔	für erhöhte Nutzlast		<b>24.3225-1704.3 020541</b>	Ø 25,4 ALU	
1.4 1.4 CNG 2.0 CDTi	70 88 99	11/11→ 11/11→ 11/11→	➔			<b>24.3225-1704.3 020541</b>	Ø 25,4 ALU	
<b>Zubehörsatz, Bremsbacken</b>								
1.3 CDTi 1.3 CDTi 1.6 CDTi 1.6 CDTi 1.6 CDTi	66 70 66 74 77	11/11→ 03/16→ 11/11→ 11/11→ 11/11→	➔	kurzer Radstand		<b>03.0137-9296.2 669296</b>		
			➔	langer Radstand		<b>03.0137-9309.2 669309</b>	AP	
1.4 1.4 CNG 2.0 CDTi	70 88 99	11/11→ 11/11→ 11/11→	➔			<b>03.0137-9309.2 669309</b>	AP	
 <b>Bremsbackensatz</b>								
1.3 CDTi 1.3 CDTi 1.6 CDTi 1.6 CDTi 1.6 CDTi	66 70 66 74 77	11/11→ 03/16→ 11/11→ 11/11→ 11/11→	➔	kurzer Radstand		<b>03.0137-0457.2 650457</b>	AP Ø 228 x 42 + HEB	
			➔	langer Radstand		<b>03.0137-0505.2 650505</b>	AP Ø 254 x 57 + HEB	
1.4 1.4 CNG 2.0 CDTi	70 88 99	11/11→ 11/11→ 11/11→	➔			<b>03.0137-0505.2 650505</b>	AP Ø 254 x 57 + HEB	
<b>VAUXHALL - COMBO TOUR Mk II (C) (F25) 09/01→02/12</b>								
 <b>Radbremsszylinder</b>								
1.3 CDTi 16V 1.4 1.6	51 66 64	09/04→09/06 10/04→09/10 10/01→06/04	➔			<b>24.3219-1715.3 020122</b>	Ø 19,05 ALU	








	kw				! #		
<b>VAUXHALL - COMBO TOUR Mk II (C) (F25) 09/01→02/12</b>							
<b> Radbremszylinder</b>							
1.6 CNG	69	06/06→09/10	➔			24.3219-1715.3 020122	Ø 19,05 ALU
1.7 CDTI 16V	74	12/04→09/10	➔				
1.3 CDTI 16V	55	07/06→02/12	➔	→ 10/11		24.3219-1715.3 020122	Ø 19,05 ALU
1.6 CNG	71	04/05→02/12					
1.7 DTI 16V	55	10/01→02/12					
1.7 DI 16V	48	09/01→06/04	➔	10/01→		24.3219-1715.3 020122	Ø 19,05 ALU
<b>Zubehörsatz, Bremsbacken</b>							
1.3 CDTI 16V	51	09/04→09/06	➔			03.0137-9215.2 669215	
1.4	66	10/04→09/10	➔				
1.6	64	10/01→06/04					
1.6 CNG	69	06/06→09/10					
1.7 CDTI 16V	74	12/04→09/10					
1.3 CDTI 16V	55	07/06→02/12	➔	→ 10/11		03.0137-9215.2 669215	
1.6 CNG	71	04/05→02/12					
1.7 DTI 16V	55	10/01→02/12					
1.7 DI 16V	48	09/01→06/04	➔	10/01→		03.0137-9215.2 669215	
<b> Bremstrommel</b>							
1.3 CDTI 16V	51	09/04→09/06	➔	→ 36999999		24.0223-0013.2 480061	Ø 230,0 x 50 / 231
1.4	66	10/04→09/10					
1.6	64	10/01→06/04	➔	43000001→		24.0223-0021.1 480186	Ø 230,0 x 50 / 231
1.6 CNG	69	06/06→09/10					
1.7 CDTI 16V	74	12/04→09/10					
1.3 CDTI 16V	55	07/06→02/12	➔	→ 36999999		24.0223-0013.2 480061	Ø 230,0 x 50 / 231
1.6 CNG	71	04/05→02/12					
1.7 DTI 16V	55	10/01→02/12	➔	43000001→; → 10/11		24.0223-0021.1 480186	Ø 230,0 x 50 / 231
1.7 DI 16V	48	09/01→06/04	➔	10/01→; → 36999999		24.0223-0013.2 480061	Ø 230,0 x 50 / 231
			➔	43000001→		24.0223-0021.1 480186	Ø 230,0 x 50 / 231
<b> Bremsbackensatz</b>							
1.3 CDTI 16V	51	09/04→09/06	➔			03.0137-0424.2 650424	Ø 230 x 42 + HEB
1.4	66	10/04→09/10					
1.6	64	10/01→06/04				03.0520-6019.3 696019	Ø 230 x 42 Ø 19,05 + RZ / + Zub TopKit
1.6 CNG	69	06/06→09/10					
1.7 CDTI 16V	74	12/04→09/10					
1.3 CDTI 16V	55	07/06→02/12	➔	→ 10/11		03.0137-0424.2 650424	Ø 230 x 42 + HEB
1.6 CNG	71	04/05→02/12				03.0520-6019.3 696019	Ø 230 x 42 Ø 19,05 + RZ / + Zub TopKit
1.7 DTI 16V	55	10/01→02/12					
1.7 DI 16V	48	09/01→06/04	➔	10/01→		03.0137-0424.2 650424	Ø 230 x 42 + HEB
						03.0520-6019.3 696019	Ø 230 x 42 Ø 19,05 + RZ / + Zub TopKit
<b> Seilzug, Feststellbremse</b>							
1.3 CDTI 16V	51	09/04→09/06	←	⬆	1	24.3727-0767.2 580767	L= 445
1.4	66	10/04→09/10					
1.6	64	10/01→06/04	➔	⬇	2	24.3727-0746.2 580746	L= 182 + Zub
1.6 CNG	69	06/06→09/10					
1.7 CDTI 16V	74	12/04→09/10	➔	⬇; Trommelbremse	1	24.3727-0761.2 580761	L= 1.235 L2= 1.235
1.3 CDTI 16V	55	07/06→02/12	←	⬆; → 10/11	1	24.3727-0767.2 580767	L= 445
1.6 CNG	71	04/05→02/12	➔	⬇; → 10/11	2	24.3727-0746.2 580746	L= 182 + Zub
1.7 DTI 16V	55	10/01→02/12	➔	⬇; → 10/11; Trommelbremse	1	24.3727-0761.2 580761	L= 1.235 L2= 1.235
1.7 DI 16V	48	09/01→06/04	←	⬆; 10/01→	1	24.3727-0767.2 580767	L= 445
			➔	⬇; 10/01→	2	24.3727-0746.2 580746	L= 182 + Zub
			➔	⬇; 10/01→; Trommelbremse	1	24.3727-0761.2 580761	L= 1.235 L2= 1.235
<b>VAUXHALL - CORSA Mk I (B) 12/92→09/00</b>							
<b> Radbremszylinder</b>							
1.0 i 12V	40	11/96→09/00	➔			24.3219-1715.3 020122	Ø 19,05 ALU
1.4 i	44	03/93→09/00					
1.4 i 16V	63	08/97→09/00				24.3219-1767.3 020552	Ø 19,05 GG
1.4 i 16V	66	09/94→09/00					
1.4 i S	60	03/93→09/00					
1.5 TD	49	03/93→10/96					
1.6 i 16V	74	08/97→09/00					
1.6 i 16V	78	09/94→09/00					
1.7 D	44	02/96→09/00					
1.2 i	33	03/93→09/00	➔			24.3219-1715.3 020122	Ø 19,05 ALU
						24.3219-1767.3 020552	Ø 19,05 GG
			➔	04/98→		24.3219-1715.3 020122	Ø 19,05 ALU
						24.3219-1767.3 020552	Ø 19,05 GG



	kw				! #		
<b>VAUXHALL - CORSA Mk I (B) 12/92→09/00</b>							
<b> Radbremszylinder</b>							
1.2 i 16V	48	03/98→09/00	➔	04/98→		24.3219-1715.3 020122 24.3219-1767.3 020552	Ø 19,05 ALU Ø 19,05 GG
1.5 D	37	12/92→12/96	➔	03/93→		24.3219-1715.3 020122 24.3219-1767.3 020552	Ø 19,05 ALU Ø 19,05 GG
1.6 GSI 16V	80	03/93→09/00	➔	09/93→		24.3219-1715.3 020122 24.3219-1767.3 020552	Ø 19,05 ALU Ø 19,05 GG
<b>Zubehörsatz, Bremsbacken</b>							
1.0 i 12V	40	11/96→09/00	➔			03.0137-9166.2 669166	
1.4 i	44	03/93→09/00					
1.4 i 16V	63	08/97→09/00					
1.4 i 16V	66	09/94→09/00					
1.4 i S	60	03/93→09/00					
1.5 TD	49	03/93→10/96					
1.6 i 16V	74	08/97→09/00					
1.6 i 16V	78	09/94→09/00					
1.7 D	44	02/96→09/00					
1.2 i	33	03/93→09/00	➔			03.0137-9166.2 669166	
			➔	04/98→		03.0137-9166.2 669166	
1.2 i 16V	48	03/98→09/00	➔	04/98→		03.0137-9166.2 669166	
1.5 D	37	12/92→12/96	➔	03/93→		03.0137-9166.2 669166	
1.6 GSI 16V	80	03/93→09/00	➔	09/93→		03.0137-9166.2 669166	
<b> Bremstrommel</b>							
1.0 i 12V	40	11/96→09/00	➔	- ABS		24.0220-0012.1 480017	Ø 200,0 x 35 / 201 - RLG
1.4 i	44	03/93→09/00				24.0220-0712.2 480208	Ø 200,0 x 35 / 201 + RLG
1.4 i 16V	63	08/97→09/00					
1.4 i 16V	66	09/94→09/00	➔	+ ABS		24.0220-0033.2 480132	Ø 200,0 x 35 / 201 - RLG / + ABS Ring
1.4 i S	60	03/93→09/00					
1.5 TD	49	03/93→10/96					
1.6 i 16V	74	08/97→09/00					
1.6 i 16V	78	09/94→09/00					
1.7 D	44	02/96→09/00					
1.2 i	33	03/93→09/00	➔	04/98→; - ABS		24.0220-0012.1 480017	Ø 200,0 x 35 / 201 - RLG
			➔	- ABS		24.0220-0712.2 480208	Ø 200,0 x 35 / 201 + RLG
			➔	+ ABS		24.0220-0033.2 480132	Ø 200,0 x 35 / 201 - RLG / + ABS Ring
			➔	04/98→; + ABS		24.0220-0033.2 480132	Ø 200,0 x 35 / 201 - RLG / + ABS Ring
1.2 i 16V	48	03/98→09/00	➔	04/98→; - ABS		24.0220-0012.1 480017	Ø 200,0 x 35 / 201 - RLG
			➔	04/98→; + ABS		24.0220-0712.2 480208	Ø 200,0 x 35 / 201 + RLG
			➔			24.0220-0033.2 480132	Ø 200,0 x 35 / 201 - RLG / + ABS Ring
1.5 D	37	12/92→12/96	➔	03/93→; - ABS		24.0220-0012.1 480017	Ø 200,0 x 35 / 201 - RLG
			➔	03/93→; + ABS		24.0220-0712.2 480208	Ø 200,0 x 35 / 201 + RLG
			➔			24.0220-0033.2 480132	Ø 200,0 x 35 / 201 - RLG / + ABS Ring
1.6 GSI 16V	80	03/93→09/00	➔	09/93→; - ABS		24.0220-0012.1 480017	Ø 200,0 x 35 / 201 - RLG
			➔	09/93→; + ABS		24.0220-0712.2 480208	Ø 200,0 x 35 / 201 + RLG
			➔			24.0220-0033.2 480132	Ø 200,0 x 35 / 201 - RLG / + ABS Ring
<b> Bremsbackensatz</b>							
1.0 i 12V	40	11/96→09/00	➔			03.0137-0266.2 650266	Ø 200 x 29 + HEB
1.4 i	44	03/93→09/00				03.0420-1019.3 681019	TRW Ø 200 x 29 Ø 19,05 + RZ / + Zub Kit
1.4 i 16V	63	08/97→09/00					
1.4 i 16V	66	09/94→09/00					
1.4 i S	60	03/93→09/00				03.0520-1019.3 691019	TRW Ø 200 x 29 Ø 19,05 + RZ / + Zub TopKit
1.5 TD	49	03/93→10/96					
1.6 i 16V	74	08/97→09/00					
1.6 i 16V	78	09/94→09/00					
1.7 D	44	02/96→09/00					
1.2 i	33	03/93→09/00	➔			03.0137-0266.2 650266	Ø 200 x 29 + HEB
						03.0420-1019.3 681019	TRW Ø 200 x 29 Ø 19,05 + RZ / + Zub Kit
						03.0520-1019.3 691019	TRW Ø 200 x 29 Ø 19,05 + RZ / + Zub TopKit
			➔	04/98→		03.0137-0266.2 650266	Ø 200 x 29 + HEB












	kw				! #		
<b>VAUXHALL - CORSA Mk I (B) 12/92→09/00</b>							
<b> Bremsbackensatz</b>							
1.2 i	33	03/93→09/00	➔	04/98→		<b>03.0420-1019.3 681019</b> <b>03.0520-1019.3 691019</b>	TRW Ø 200 x 29 Ø 19,05 + RZ / + Zub Kit TRW Ø 200 x 29 Ø 19,05 + RZ / + Zub TopKit
1.2 i 16V	48	03/98→09/00	➔	04/98→		<b>03.0137-0266.2 650266</b> <b>03.0420-1019.3 681019</b> <b>03.0520-1019.3 691019</b>	Ø 200 x 29 + HEB TRW Ø 200 x 29 Ø 19,05 + RZ / + Zub Kit TRW Ø 200 x 29 Ø 19,05 + RZ / + Zub TopKit
1.5 D	37	12/92→12/96	➔	03/93→		<b>03.0137-0266.2 650266</b> <b>03.0420-1019.3 681019</b> <b>03.0520-1019.3 691019</b>	Ø 200 x 29 + HEB TRW Ø 200 x 29 Ø 19,05 + RZ / + Zub Kit TRW Ø 200 x 29 Ø 19,05 + RZ / + Zub TopKit
1.6 GSI 16V	80	03/93→09/00	➔	09/93→		<b>03.0137-0266.2 650266</b> <b>03.0420-1019.3 681019</b> <b>03.0520-1019.3 691019</b>	Ø 200 x 29 + HEB TRW Ø 200 x 29 Ø 19,05 + RZ / + Zub Kit TRW Ø 200 x 29 Ø 19,05 + RZ / + Zub TopKit
<b> Seilzug, Feststellbremse</b>							
1.0 i 12V	40	11/96→09/00	➔	<input type="checkbox"/> ; Trommelbremse		<b>24.3727-0743.2 580743</b>	L= 1.373 + Zub
1.4 i	44	03/93→09/00	➔	<input type="checkbox"/> ; Trommelbremse		<b>24.3727-0744.2 580744</b>	L= 1.078 + Zub
1.4 i 16V	63	08/97→09/00	➔				
1.4 i 16V	66	09/94→09/00	➔				
1.4 i S	60	03/93→09/00	➔				
1.5 TD	49	03/93→10/96	➔				
1.6 i 16V	74	08/97→09/00	➔				
1.6 i 16V	78	09/94→09/00	➔				
1.7 D	44	02/96→09/00	➔				
1.2 i	33	03/93→09/00	➔	<input type="checkbox"/> ; Trommelbremse		<b>24.3727-0743.2 580743</b>	L= 1.373 + Zub
			➔	<input type="checkbox"/> ; 04/98→; Trommelbremse		<b>24.3727-0743.2 580743</b>	L= 1.373 + Zub
			➔	<input type="checkbox"/> ; 04/98→; Trommelbremse		<b>24.3727-0744.2 580744</b>	L= 1.078 + Zub
			➔	<input type="checkbox"/> ; Trommelbremse		<b>24.3727-0744.2 580744</b>	L= 1.078 + Zub
1.2 i 16V	48	03/98→09/00	➔	<input type="checkbox"/> ; 04/98→; Trommelbremse		<b>24.3727-0743.2 580743</b>	L= 1.373 + Zub
			➔	<input type="checkbox"/> ; 04/98→; Trommelbremse		<b>24.3727-0744.2 580744</b>	L= 1.078 + Zub
1.5 D	37	12/92→12/96	➔	<input type="checkbox"/> ; 03/93→; Trommelbremse		<b>24.3727-0743.2 580743</b>	L= 1.373 + Zub
			➔	<input type="checkbox"/> ; 03/93→; Trommelbremse		<b>24.3727-0744.2 580744</b>	L= 1.078 + Zub
1.6 GSI 16V	80	03/93→09/00	➔	<input type="checkbox"/> ; 09/93→; Trommelbremse		<b>24.3727-0743.2 580743</b>	L= 1.373 + Zub
			➔	<input type="checkbox"/> ; 09/93→; Trommelbremse		<b>24.3727-0744.2 580744</b>	L= 1.078 + Zub
<b>VAUXHALL - CORSA Mk II (C) (W5L, F08) 08/00→10/06</b>							
<b> Radbremszylinder</b>							
1.0 12V	43	09/00→10/03	➔			<b>24.3219-1715.3 020122</b>	Ø 19,05 ALU
1.3 CDTI 16V	55	09/05→09/06	➔				
1.0 12V	44	11/03→10/06	➔	→ 09/06		<b>24.3219-1715.3 020122</b>	Ø 19,05 ALU
1.2 16V	55	09/00→10/06	➔				
1.2 16V Dualfuel	55	08/01→10/06	➔				
1.2 Twinport	59	07/04→10/06	➔				
1.4 16V	66	09/00→10/06	➔				
1.4 Twinport	66	06/03→10/06	➔				
1.3 CDTI 16V	52	08/00→09/06	➔	06/03→		<b>24.3219-1715.3 020122</b>	Ø 19,05 ALU
1.6	62	08/00→10/04	➔	09/01→		<b>24.3219-1715.3 020122</b>	Ø 19,05 ALU
1.7 CDTI 16V	74	08/00→09/06	➔	06/03→		<b>24.3220-1719.3 020448</b>	Ø 20,64 ALU
1.7 DI 16V	48	08/00→09/06	➔	09/00→		<b>24.3219-1715.3 020122</b>	Ø 19,05 ALU
1.7 DTI 16V	55	08/00→09/06	➔				
<b>Zubehörsatz, Bremsbacken</b>							
1.0 12V	43	09/00→10/03	➔	- ABS		<b>03.0137-9166.2 669166</b>	
1.3 CDTI 16V	55	09/05→09/06	➔	+ ABS		<b>03.0137-9167.2 669167</b>	
1.0 12V	44	11/03→10/06	➔	- ABS; → 09/06		<b>03.0137-9166.2 669166</b>	
1.2 16V	55	09/00→10/06	➔				
1.2 16V Dualfuel	55	08/01→10/06	➔	+ ABS; → 09/06		<b>03.0137-9167.2 669167</b>	
1.2 Twinport	59	07/04→10/06	➔				
1.4 16V	66	09/00→10/06	➔				
1.4 Twinport	66	06/03→10/06	➔				
1.3 CDTI 16V	52	08/00→09/06	➔	06/03→; - ABS		<b>03.0137-9166.2 669166</b>	
1.7 CDTI 16V	74	08/00→09/06	➔				
↓							












	kW			 	! #		
<b>VAUXHALL - CORSA Mk II (C) (W5L, F08) 08/00→10/06</b>							
<b>Zubehörsatz, Bremsbacken</b>							
1.3 CDTI 16V	52	08/00→09/06	➡	06/03→; + ABS		03.0137-9167.2	669167
1.7 CDTI 16V	74	08/00→09/06					
1.6	62	08/00→10/04	➡	09/01→; - ABS		03.0137-9166.2	669166
			➡	09/01→; + ABS		03.0137-9167.2	669167
1.7 DI 16V	48	08/00→09/06	➡	09/00→; - ABS		03.0137-9166.2	669166
1.7 DTI 16V	55	08/00→09/06	➡	09/00→; + ABS		03.0137-9167.2	669167
<b> Bremstrommel</b>							
1.0 12V	43	09/00→10/03	➡	+ ABS		24.0220-0038.1	480162
1.3 CDTI 16V	55	09/05→09/06				24.0220-0738.2	480214
			➡	- ABS		24.0220-0039.1	480163
1.0 12V	44	11/03→10/06	➡	+ ABS; → 09/06		24.0220-0038.1	480162
1.2 16V	55	09/00→10/06					
1.2 16V Dualfuel	55	08/01→10/06				24.0220-0738.2	480214
1.2 Twinport	59	07/04→10/06					
1.4 16V	66	09/00→10/06					
1.4 Twinport	66	06/03→10/06	➡	- ABS; → 09/06		24.0220-0039.1	480163
1.3 CDTI 16V	52	08/00→09/06	➡	06/03→; + ABS		24.0220-0038.1	480162
						24.0220-0738.2	480214
			➡	06/03→; - ABS		24.0220-0039.1	480163
1.6	62	08/00→10/04	➡	09/01→; + ABS		24.0220-0038.1	480162
						24.0220-0738.2	480214
			➡	09/01→; - ABS		24.0220-0039.1	480163
1.7 DI 16V	48	08/00→09/06	➡	09/00→; + ABS		24.0220-0038.1	480162
1.7 DTI 16V	55	08/00→09/06				24.0220-0738.2	480214
			➡	09/00→; - ABS		24.0220-0039.1	480163
<b> Bremsbackensatz</b>							
1.0 12V	43	09/00→10/03	➡	- ABS		03.0137-0395.2	650395
1.3 CDTI 16V	55	09/05→09/06				03.0520-5119.3	695119
			➡	+ ABS		03.0137-0396.2	650396
						03.0520-5219.3	695219
1.0 12V	44	11/03→10/06	➡	- ABS; → 09/06		03.0137-0395.2	650395
1.2 16V	55	09/00→10/06				03.0520-5119.3	695119
1.2 16V Dualfuel	55	08/01→10/06					
1.2 Twinport	59	07/04→10/06					
1.4 16V	66	09/00→10/06	➡	+ ABS; → 09/06		03.0137-0396.2	650396
1.4 Twinport	66	06/03→10/06				03.0520-5219.3	695219
1.3 CDTI 16V	52	08/00→09/06	➡	06/03→; - ABS		03.0137-0395.2	650395
						03.0520-5119.3	695119
			➡	06/03→; + ABS		03.0137-0396.2	650396
						03.0520-5219.3	695219
1.6	62	08/00→10/04	➡	09/01→; - ABS		03.0137-0395.2	650395
						03.0520-5119.3	695119
			➡	09/01→; + ABS		03.0137-0396.2	650396
						03.0520-5219.3	695219
1.7 CDTI 16V	74	08/00→09/06	➡	06/03→; - ABS		03.0137-0395.2	650395
			➡	06/03→; + ABS		03.0137-0396.2	650396
1.7 DI 16V	48	08/00→09/06	➡	09/00→; - ABS		03.0137-0395.2	650395
1.7 DTI 16V	55	08/00→09/06					
















	kw			 	! #		
<b>VAUXHALL - CORSA Mk II (C) (W5L, F08) 08/00→10/06</b>							
<b>Bremsbackensatz</b>							
1.7 DI 16V 1.7 DTI 16V	48 55	08/00→09/06 08/00→09/06	➡	09/00→; - ABS		<b>03.0520-5119.3</b> <b>695119</b>	Ø 200 x 29 Ø 19,05 + RZ / + Zub TopKit
			➡	09/00→; + ABS		<b>03.0137-0396.2</b> <b>650396</b> <b>03.0520-5219.3</b> <b>695219</b>	Ø 200 x 46 + HEB Ø 200 x 46 Ø 19,05 + RZ / + Zub TopKit
<b>Seilzug, Feststellbremse</b>							
1.0 12V	43	09/00→10/03	←	⬆; - ABS; Trommelbremse	1	<b>24.3727-0755.2</b> <b>580755</b>	L= 330 + Zub
			➡	⬆; Trommelbremse		<b>24.3727-0749.2</b> <b>580749</b>	L= 832 + Zub
			➡	⬆; Trommelbremse		<b>24.3727-0750.2</b> <b>580750</b>	L= 1.095 + Zub
			➡	⬇; + ABS; Trommelbremse	2	<b>24.3727-0786.2</b> <b>580786</b>	L= 217
			➡	⬇; - ABS; Trommelbremse	2	<b>24.3727-0787.2</b> <b>580787</b>	L= 217
1.0 12V 1.2 16V 1.2 16V Dualfuel 1.2 Twinport	44 55 55 59	11/03→10/06 09/00→10/06 08/01→10/06 07/04→10/06	←	⬆; → 09/06; - ABS; Trommelbremse	1	<b>24.3727-0755.2</b> <b>580755</b>	L= 330 + Zub
			➡	⬆; → 09/06; Trommelbremse		<b>24.3727-0749.2</b> <b>580749</b>	L= 832 + Zub
			➡	⬆; → 09/06; Trommelbremse		<b>24.3727-0750.2</b> <b>580750</b>	L= 1.095 + Zub
			➡	⬇; → 09/06; + ABS; Trommelbremse	2	<b>24.3727-0786.2</b> <b>580786</b>	L= 217
			➡	⬇; → 09/06; - ABS; Trommelbremse	2	<b>24.3727-0787.2</b> <b>580787</b>	L= 217
1.3 CDTI 16V 1.7 CDTI 16V	52 74	08/00→09/06 08/00→09/06	←	⬆; 06/03→; Trommelbremse	1	<b>24.3727-0755.2</b> <b>580755</b>	L= 330 + Zub
			➡	⬆; 06/03→; Trommelbremse		<b>24.3727-0749.2</b> <b>580749</b>	L= 832 + Zub
			➡	⬆; 06/03→; Trommelbremse		<b>24.3727-0769.2</b> <b>580769</b>	L= 1.106
			➡	⬇; 06/03→; + ABS; Trommelbremse	2	<b>24.3727-0786.2</b> <b>580786</b>	L= 217
			➡	⬇; 06/03→; - ABS; Trommelbremse	2	<b>24.3727-0787.2</b> <b>580787</b>	L= 217
1.3 CDTI 16V	55	09/05→09/06	←	⬆; Trommelbremse	1	<b>24.3727-0755.2</b> <b>580755</b>	L= 330 + Zub
			➡	⬆; Trommelbremse		<b>24.3727-0749.2</b> <b>580749</b>	L= 832 + Zub
			➡	⬆; Trommelbremse		<b>24.3727-0769.2</b> <b>580769</b>	L= 1.106
			➡	⬇; + ABS; Trommelbremse	2	<b>24.3727-0786.2</b> <b>580786</b>	L= 217
			➡	⬇; - ABS; Trommelbremse	2	<b>24.3727-0787.2</b> <b>580787</b>	L= 217
1.4 16V 1.4 Twinport	66 66	09/00→10/06 06/03→10/06	←	⬆; → 09/06; Scheibenbremse	1	<b>24.3727-0755.2</b> <b>580755</b>	L= 330 + Zub
			➡	⬆; → 09/06; Trommelbremse		<b>24.3727-0749.2</b> <b>580749</b>	L= 832 + Zub
			➡	⬆; → 09/06; Scheibenbremse		<b>24.3727-0766.2</b> <b>580766</b>	L= 1.143
			➡	⬆; → 09/06; Scheibenbremse		<b>24.3727-0768.2</b> <b>580768</b>	L= 1.426
			➡	⬆; → 09/06; Trommelbremse		<b>24.3727-0769.2</b> <b>580769</b>	L= 1.106
			➡	⬇; → 09/06; + ABS; Trommelbremse	2	<b>24.3727-0786.2</b> <b>580786</b>	L= 217
			➡	⬇; → 09/06; - ABS; Trommelbremse	2	<b>24.3727-0787.2</b> <b>580787</b>	L= 217
1.6	62	08/00→10/04	←	⬆; 09/01→; - ABS; Trommelbremse	1	<b>24.3727-0755.2</b> <b>580755</b>	L= 330 + Zub
			➡	⬆; 09/01→; Trommelbremse		<b>24.3727-0749.2</b> <b>580749</b>	L= 832 + Zub
			➡	⬆; 09/01→; Trommelbremse		<b>24.3727-0750.2</b> <b>580750</b>	L= 1.095 + Zub
			➡	⬇; 09/01→; + ABS; Trommelbremse	2	<b>24.3727-0786.2</b> <b>580786</b>	L= 217
			➡	⬇; 09/01→; - ABS; Trommelbremse	2	<b>24.3727-0787.2</b> <b>580787</b>	L= 217
1.7 DI 16V	48	08/00→09/06	←	⬆; 09/00→; - ABS; Trommelbremse	1	<b>24.3727-0755.2</b> <b>580755</b>	L= 330 + Zub
			➡	⬆; 09/00→; Trommelbremse		<b>24.3727-0749.2</b> <b>580749</b>	L= 832 + Zub
			➡	⬆; 09/00→; Trommelbremse		<b>24.3727-0750.2</b> <b>580750</b>	L= 1.095 + Zub
			➡	⬇; 09/00→; + ABS; Trommelbremse	2	<b>24.3727-0786.2</b> <b>580786</b>	L= 217
			➡	⬇; 09/00→; - ABS; Trommelbremse	2	<b>24.3727-0787.2</b> <b>580787</b>	L= 217
1.7 DTI 16V	55	08/00→09/06	←	⬆; 09/00→; Trommelbremse	1	<b>24.3727-0755.2</b> <b>580755</b>	L= 330 + Zub
			➡	⬆; 09/00→; Trommelbremse		<b>24.3727-0749.2</b> <b>580749</b>	L= 832 + Zub
			➡	⬆; 09/00→; Trommelbremse		<b>24.3727-0769.2</b> <b>580769</b>	L= 1.106
			➡	⬇; 09/00→; + ABS; Trommelbremse	2	<b>24.3727-0786.2</b> <b>580786</b>	L= 217
			➡	⬇; 09/00→; - ABS; Trommelbremse	2	<b>24.3727-0787.2</b> <b>580787</b>	L= 217
1.8 16V	92	08/00→09/06	←	⬆; 09/00→; Scheibenbremse	1	<b>24.3727-0755.2</b> <b>580755</b>	L= 330 + Zub
			➡	⬆; 09/00→; Trommelbremse		<b>24.3727-0749.2</b> <b>580749</b>	L= 832 + Zub
			➡	⬆; 09/00→; Scheibenbremse		<b>24.3727-0766.2</b> <b>580766</b>	L= 1.143
			➡	⬆; 09/00→; Scheibenbremse		<b>24.3727-0768.2</b> <b>580768</b>	L= 1.426
			➡	⬆; 09/00→; Trommelbremse		<b>24.3727-0769.2</b> <b>580769</b>	L= 1.106











































	kw					! #		
<b>VAUXHALL - CORSA Mk II (C) (W5L, F08) 08/00→10/06</b>								
 <b>Seilzug, Feststellbremse</b>								
1.8 16V	92	08/00→09/06	➡	☑; 09/00→; + ABS; Trommelbremse	2	24.3727-0786.2	580786	L= 217
			➡	☑; 09/00→; - ABS; Trommelbremse	2	24.3727-0787.2	580787	L= 217
<b>VAUXHALL - CORSA Mk III (D) (L_8) 07/06→08/14</b>								
 <b>Radbremsszylinder</b>								
1.0	44	11/06→08/14	➡			24.3219-1755.3	020508	Ø 19,05 ALU
1.0 i 12V	48	06/10→08/14						
1.2	51	06/10→08/14						
1.2	59	11/06→08/14						
1.2 LPG	59	09/09→08/14						
1.2 LPG	61	06/11→08/14						
1.2 LPG	63	08/11→08/14						
1.3 CDTI	70	06/10→08/14						
1.4	64	09/09→08/14						
1.4	74	07/10→08/14						
1.4 LPG	64	09/09→08/14						
1.2 i 16V	63	11/06→08/14	➡	06/10→		24.3219-1755.3	020508	Ø 19,05 ALU
1.3 CDTI	55	07/06→08/14	➡	10/06→		24.3219-1755.3	020508	Ø 19,05 ALU
1.3 CDTI	66	07/06→08/14						
1.4	66	07/06→08/14						
1.4 LPG	66	07/06→08/14						
<b>Zubehörsatz, Bremsbacken</b>								
1.0	44	11/06→08/14	➡			03.0137-9309.2	669309	AP
1.0 i 12V	48	06/10→08/14				03.0137-9310.2	669310	AP
1.2	51	06/10→08/14						
1.2	59	11/06→08/14						
1.2 LPG	59	09/09→08/14						
1.2 LPG	61	06/11→08/14						
1.2 LPG	63	08/11→08/14						
1.3 CDTI	70	06/10→08/14						
1.4	64	09/09→08/14						
1.4	74	07/10→08/14						
1.4 LPG	64	09/09→08/14						
1.2 i 16V	63	11/06→08/14	➡	06/10→		03.0137-9309.2	669309	AP
						03.0137-9310.2	669310	AP
1.3 CDTI	55	07/06→08/14	➡	10/06→		03.0137-9309.2	669309	AP
1.3 CDTI	66	07/06→08/14				03.0137-9310.2	669310	AP
1.4	66	07/06→08/14						
1.4 LPG	66	07/06→08/14						
 <b>Bremstrommel</b>								
1.0	44	11/06→08/14	➡	Türenanzahl: 3		24.0220-3035.1	480300	Ø 203,0 x 45 / 204,7
1.0 i 12V	48	06/10→08/14						
1.2	51	06/10→08/14	➡	Türenanzahl: 5		24.0222-8037.1	480302	Ø 228,3 x 48 / 230
1.2	59	11/06→08/14						
1.2 LPG	59	09/09→08/14						
1.2 LPG	61	06/11→08/14						
1.2 LPG	63	08/11→08/14						
1.2 i 16V	63	11/06→08/14	➡	06/10→; Türenanzahl: 3		24.0220-3035.1	480300	Ø 203,0 x 45 / 204,7
			➡	06/10→; Türenanzahl: 5		24.0222-8037.1	480302	Ø 228,3 x 48 / 230
1.3 CDTI	55	07/06→08/14	➡	10/06→; + ecoFlex		24.0220-3035.1	480300	Ø 203,0 x 45 / 204,7
			➡	10/06→; - ecoFlex		24.0222-8037.1	480302	Ø 228,3 x 48 / 230
1.3 CDTI	66	07/06→08/14	➡	10/06→		24.0222-8037.1	480302	Ø 228,3 x 48 / 230
1.4	66	07/06→08/14						
1.4 LPG	66	07/06→08/14						
1.3 CDTI	70	06/10→08/14	➡			24.0222-8037.1	480302	Ø 228,3 x 48 / 230
1.4	64	09/09→08/14						
1.4	74	07/10→08/14						
1.4 LPG	64	09/09→08/14						
 <b>Bremsbackensatz</b>								
1.0	44	11/06→08/14	➡	Türenanzahl: 5		03.0137-0478.2	650478	AP Ø 228 x 42 + HEB
1.0 i 12V	48	06/10→08/14				03.0520-6819.3	696819	AP Ø 228 x 42 Ø 19,05 + RZ / + Zub TopKit
1.2	51	06/10→08/14						
1.2	59	11/06→08/14						
1.2 LPG	59	09/09→08/14	➡	Türenanzahl: 3		03.0137-0479.2	650479	AP Ø 203 x 38 + HEB
1.2 LPG	61	06/11→08/14				03.0520-6719.3	696719	AP Ø 203 x 38 Ø 19,05 + RZ / + Zub TopKit
1.2 LPG	63	08/11→08/14						
1.2 i 16V	63	11/06→08/14	➡	06/10→; Türenanzahl: 5		03.0137-0478.2	650478	AP Ø 228 x 42 + HEB
						03.0520-6819.3	696819	AP Ø 228 x 42 Ø 19,05 + RZ / + Zub TopKit
			➡	06/10→; Türenanzahl: 3		03.0137-0479.2	650479	AP Ø 203 x 38 + HEB













	kw			 	! #		
<b>VAUXHALL - CORSA Mk III (D) (L_8) 07/06→08/14</b>							
<b> Bremsbackensatz</b>							
1.2 i 16V	63	11/06→08/14	➔	06/10→; Türenanzahl: 3		<b>03.0520-6719.3 696719</b>	AP Ø 203 x 38 Ø 19,05 + RZ / + Zub TopKit
1.3 CDTi	55	07/06→08/14	➔	10/06→; Türenanzahl: 5		<b>03.0137-0478.2 650478</b>	AP Ø 228 x 42 + HEB
1.3 CDTi	66	07/06→08/14	➔				
1.4	66	07/06→08/14	➔	10/06→; Türenanzahl: 3		<b>03.0137-0479.2 650479</b>	AP Ø 203 x 38 + HEB
1.4 LPG	66	07/06→08/14	➔	10/06→		<b>03.0520-6819.3 696819</b>	AP Ø 228 x 42 Ø 19,05 + RZ / + Zub TopKit
1.3 CDTi	70	06/10→08/14	➔	Türenanzahl: 5		<b>03.0137-0478.2 650478</b>	AP Ø 228 x 42 + HEB
1.4	64	09/09→08/14	➔				
1.4	74	07/10→08/14	➔	Türenanzahl: 3		<b>03.0137-0479.2 650479</b>	AP Ø 203 x 38 + HEB
1.4 LPG	64	09/09→08/14	➔			<b>03.0520-6819.3 696819</b>	AP Ø 228 x 42 Ø 19,05 + RZ / + Zub TopKit
<b> Seilzug, Feststellbremse</b>							
1.0	44	11/06→08/14	➔	☒; → 76064268; Türenanzahl: 3; Trommelbremse	1	<b>24.3727-0781.2 580781</b>	L= 1.477 L2= 1.462 + Zub
1.0 i 12V	48	06/10→08/14					
1.2	51	06/10→08/14	➔	☒; Türenanzahl: 5; Trommelbremse	1	<b>24.3727-0782.2 580782</b>	L= 1.477 L2= 1.492 + Zub
1.2	59	11/06→08/14	➔				
1.2 LPG	59	09/09→08/14					
1.2 LPG	61	06/11→08/14					
1.2 LPG	63	08/11→08/14					
1.2 i 16V	63	11/06→08/14	➔	☒; 06/10→; → 76064268; Türenanzahl: 3; Trommelbremse	1	<b>24.3727-0781.2 580781</b>	L= 1.477 L2= 1.462 + Zub
			➔	☒; 06/10→; Türenanzahl: 5; Trommelbremse	1	<b>24.3727-0782.2 580782</b>	L= 1.477 L2= 1.492 + Zub
1.3 CDTi	55	07/06→08/14	➔	☒; 10/06→; Trommelbremse	1	<b>24.3727-0782.2 580782</b>	L= 1.477 L2= 1.492 + Zub
1.3 CDTi	66	07/06→08/14	➔				
1.4	66	07/06→08/14	➔				
1.4 LPG	66	07/06→08/14	➔				
1.3 CDTi	70	06/10→08/14	➔	☒; Trommelbremse	1	<b>24.3727-0782.2 580782</b>	L= 1.477 L2= 1.492 + Zub
1.4	64	09/09→08/14					
1.4	74	07/10→08/14					
1.4 LPG	64	09/09→08/14					
<b>VAUXHALL - CORSA Mk IV (E) 08/14→</b>							
<b> Radbremszylinder</b>							
1.0	66	08/14→	➔	11/14→		<b>24.3219-1755.3 020508</b>	Ø 19,05 ALU
1.0	85	08/14→					
1.2	51	08/14→					
1.3 CDTi	55	08/14→					
1.3 CDTi	70	08/14→					
1.4	55	09/14→					
1.4	66	08/14→					
1.4	74	08/14→					
1.4	110	07/15→	➔			<b>24.3219-1755.3 020508</b>	Ø 19,05 ALU
1.4 LPG	66	08/14→	➔	03/15→		<b>24.3219-1755.3 020508</b>	Ø 19,05 ALU
<b>Zubehörsatz, Bremsbacken</b>							
1.0	66	08/14→	➔	11/14→		<b>03.0137-9309.2 669309</b>	AP
1.0	85	08/14→					
1.2	51	08/14→					
1.3 CDTi	55	08/14→					
1.3 CDTi	70	08/14→					
1.4	55	09/14→					
1.4	66	08/14→					
1.4	74	08/14→					
1.4	110	07/15→	➔			<b>03.0137-9309.2 669309</b>	AP
1.4 LPG	66	08/14→	➔	03/15→		<b>03.0137-9309.2 669309</b>	AP
<b> Bremsbackensatz</b>							
1.0	66	08/14→	➔	11/14→		<b>03.0137-0478.2 650478</b>	AP Ø 228 x 42 + HEB
1.0	85	08/14→					
1.2	51	08/14→					
1.3 CDTi	55	08/14→					
1.3 CDTi	70	08/14→					
1.4	55	09/14→					
1.4	66	08/14→					
1.4	74	08/14→					
1.4	110	07/15→	➔			<b>03.0137-0478.2 650478</b>	AP Ø 228 x 42 + HEB
1.4 LPG	66	08/14→	➔	03/15→		<b>03.0137-0478.2 650478</b>	AP Ø 228 x 42 + HEB














	kw					! #		
<b>VAUXHALL - CORSAVAN Mk I (B) 01/94→09/00</b>								
 <b>Radbremsszylinder</b>								
1.4 i	44	01/94→09/00	➔			24.3219-1715.3	020122	Ø 19,05 ALU
1.5 D	37	08/94→12/95				24.3219-1767.3	020552	Ø 19,05 GG
1.7 D	44	01/94→09/00						
<b>Zubehörsatz, Bremsbacken</b>								
1.4 i	44	01/94→09/00	➔			03.0137-9166.2	669166	
1.5 D	37	08/94→12/95						
1.7 D	44	01/94→09/00						
 <b>Bremstrommel</b>								
1.4 i	44	01/94→09/00	➔	- ABS		24.0220-0012.1	480017	Ø 200,0 x 35 / 201 - RLG
1.5 D	37	08/94→12/95				24.0220-0712.2	480208	Ø 200,0 x 35 / 201 + RLG
1.7 D	44	01/94→09/00	➔	+ ABS		24.0220-0033.2	480132	Ø 200,0 x 35 / 201 - RLG / + ABS Ring
 <b>Bremsbackensatz</b>								
1.4 i	44	01/94→09/00	➔			03.0137-0266.2	650266	Ø 200 x 29 + HEB
1.5 D	37	08/94→12/95				03.0420-1019.3	681019	TRW Ø 200 x 29 Ø 19,05 + RZ / + Zub Kit
1.7 D	44	01/94→09/00				03.0520-1019.3	691019	TRW Ø 200 x 29 Ø 19,05 + RZ / + Zub TopKit
 <b>Seilzug, Feststellbremse</b>								
1.4 i	44	01/94→09/00	➔	<input type="checkbox"/> ; Trommelbremse		24.3727-0743.2	580743	L= 1.373 + Zub
1.5 D	37	08/94→12/95						
1.7 D	44	01/94→09/00	➔	<input type="checkbox"/> ; Trommelbremse		24.3727-0744.2	580744	L= 1.078 + Zub
<b>VAUXHALL - CORSAVAN Mk II (C) 09/00→06/06</b>								
 <b>Radbremsszylinder</b>								
1.2 16V	55	09/00→06/06	➔			24.3219-1715.3	020122	Ø 19,05 ALU
1.2 16V Dualfuel	55	08/01→06/06						
1.3 CDTI 16V	52	04/04→06/06						
1.4	66	11/03→06/06						
1.7 DI 16V	48	09/00→06/06						
1.7 DTI 16V	55	09/00→06/06						
<b>Zubehörsatz, Bremsbacken</b>								
1.2 16V	55	09/00→06/06	➔	- ABS		03.0137-9166.2	669166	
1.2 16V Dualfuel	55	08/01→06/06						
1.3 CDTI 16V	52	04/04→06/06	➔	+ ABS		03.0137-9167.2	669167	
1.4	66	11/03→06/06						
1.7 DI 16V	48	09/00→06/06						
1.7 DTI 16V	55	09/00→06/06						
 <b>Bremstrommel</b>								
1.2 16V	55	09/00→06/06	➔	+ ABS		24.0220-0038.1	480162	Ø 200,0 x 54 / 201 - RLG / - ABS Ring
1.2 16V Dualfuel	55	08/01→06/06						
1.3 CDTI 16V	52	04/04→06/06				24.0220-0738.2	480214	Ø 200,0 x 54 / 201 + RLG / - ABS Ring
1.4	66	11/03→06/06						
1.7 DI 16V	48	09/00→06/06						
1.7 DTI 16V	55	09/00→06/06	➔	- ABS		24.0220-0039.1	480163	Ø 200,0 x 35 / 201 - RLG / - ABS Ring
 <b>Bremsbackensatz</b>								
1.2 16V	55	09/00→06/06	➔	- ABS		03.0137-0395.2	650395	Ø 200 x 29 + HEB
1.2 16V Dualfuel	55	08/01→06/06				03.0520-5119.3	695119	Ø 200 x 29 Ø 19,05 + RZ / + Zub TopKit
1.3 CDTI 16V	52	04/04→06/06						
1.4	66	11/03→06/06						
1.7 DI 16V	48	09/00→06/06	➔	+ ABS		03.0137-0396.2	650396	Ø 200 x 46 + HEB
1.7 DTI 16V	55	09/00→06/06				03.0520-5219.3	695219	Ø 200 x 46 Ø 19,05 + RZ / + Zub TopKit
 <b>Seilzug, Feststellbremse</b>								
1.2 16V	55	09/00→06/06	←	<input type="checkbox"/> ; - ABS; Trommelbremse	1	24.3727-0755.2	580755	L= 330 + Zub
1.2 16V Dualfuel	55	08/01→06/06						
1.7 DI 16V	48	09/00→06/06	➔	<input type="checkbox"/> ; Trommelbremse		24.3727-0749.2	580749	L= 832 + Zub
			➔	<input type="checkbox"/> ; Trommelbremse		24.3727-0750.2	580750	L= 1.095 + Zub
			➔	<input type="checkbox"/> ; + ABS; Trommelbremse	2	24.3727-0786.2	580786	L= 217
			➔	<input type="checkbox"/> ; - ABS; Trommelbremse	2	24.3727-0787.2	580787	L= 217
1.3 CDTI 16V	52	04/04→06/06	←	<input type="checkbox"/> ; Trommelbremse	1	24.3727-0755.2	580755	L= 330 + Zub
1.7 DTI 16V	55	09/00→06/06	➔	<input type="checkbox"/> ; Trommelbremse		24.3727-0749.2	580749	L= 832 + Zub
			➔	<input type="checkbox"/> ; Trommelbremse		24.3727-0769.2	580769	L= 1.106
↓								

	kw					! #		
<b>VAUXHALL - CORSAVAN Mk II (C) 09/00→06/06</b>								
 <b>Seilzug, Feststellbremse</b>								
1.3 CDTI 16V 1.7 DTI 16V	52 55	04/04→06/06 09/00→06/06	➡	☑; + ABS; Trommelbremse		2	24.3727-0786.2 580786	L= 217
			➡	☐; - ABS; Trommelbremse		2	24.3727-0787.2 580787	L= 217
1.4	66	11/03→06/06	➡	☑; Scheibenbremse		1	24.3727-0755.2 580755	L= 330 + Zub
			➡	☐; Trommelbremse			24.3727-0749.2 580749	L= 832 + Zub
			➡	☐; Scheibenbremse			24.3727-0766.2 580766	L= 1.143
			➡	☐; Scheibenbremse			24.3727-0768.2 580768	L= 1.426
			➡	☐; Trommelbremse			24.3727-0769.2 580769	L= 1.106
			➡	☑; + ABS; Trommelbremse		2	24.3727-0786.2 580786	L= 217
			➡	☑; - ABS; Trommelbremse		2	24.3727-0787.2 580787	L= 217
<b>VAUXHALL - CORSAVAN Mk III (D) 07/06→</b>								
 <b>Radbremszylinder</b>								
1.2 1.3 CDTI	51 70	01/10→ 07/06→	➡	06/10→			24.3219-1755.3 020508	Ø 19,05 ALU
1.2	59	07/09→	➡				24.3219-1755.3 020508	Ø 19,05 ALU
1.3 CDTI 1.3 CDTI	55 66	07/06→ 07/06→	➡	10/06→			24.3219-1755.3 020508	Ø 19,05 ALU
<b>Zubehörsatz, Bremsbacken</b>								
1.2 1.3 CDTI	51 70	01/10→ 07/06→	➡	06/10→			03.0137-9309.2 669309 03.0137-9310.2 669310	AP AP
1.2	59	07/09→	➡				03.0137-9309.2 669309 03.0137-9310.2 669310	AP AP
1.3 CDTI 1.3 CDTI	55 66	07/06→ 07/06→	➡	10/06→			03.0137-9309.2 669309 03.0137-9310.2 669310	AP AP
 <b>Bremstrommel</b>								
1.2	51	01/10→	➡	06/10→; Türenanzahl: 3			24.0220-3035.1 480300	Ø 203,0 x 45 / 204,7
			➡	06/10→; Türenanzahl: 5			24.0222-8037.1 480302	Ø 228,3 x 48 / 230
1.2	59	07/09→	➡	Türenanzahl: 3			24.0220-3035.1 480300	Ø 203,0 x 45 / 204,7
			➡	Türenanzahl: 5			24.0222-8037.1 480302	Ø 228,3 x 48 / 230
1.3 CDTI	55	07/06→	➡	10/06→; + ecoFlex			24.0220-3035.1 480300	Ø 203,0 x 45 / 204,7
			➡	10/06→; - ecoFlex			24.0222-8037.1 480302	Ø 228,3 x 48 / 230
1.3 CDTI	66	07/06→	➡	10/06→			24.0222-8037.1 480302	Ø 228,3 x 48 / 230
1.3 CDTI	70	07/06→	➡	06/10→			24.0222-8037.1 480302	Ø 228,3 x 48 / 230
 <b>Bremsbackensatz</b>								
1.2	51	01/10→	➡	06/10→; Türenanzahl: 5			03.0137-0478.2 650478 03.0520-6819.3 696819	AP Ø 228 x 42 + HEB AP Ø 228 x 42 Ø 19,05 + RZ / + Zub TopKit
			➡	06/10→; Türenanzahl: 3			03.0137-0479.2 650479 03.0520-6719.3 696719	AP Ø 203 x 38 + HEB AP Ø 203 x 38 Ø 19,05 + RZ / + Zub TopKit
1.2	59	07/09→	➡	Türenanzahl: 5			03.0137-0478.2 650478 03.0520-6819.3 696819	AP Ø 228 x 42 + HEB AP Ø 228 x 42 Ø 19,05 + RZ / + Zub TopKit
			➡	Türenanzahl: 3			03.0137-0479.2 650479 03.0520-6719.3 696719	AP Ø 203 x 38 + HEB AP Ø 203 x 38 Ø 19,05 + RZ / + Zub TopKit
1.3 CDTI 1.3 CDTI	55 66	07/06→ 07/06→	➡	10/06→; Türenanzahl: 5			03.0137-0478.2 650478	AP Ø 228 x 42 + HEB
			➡	10/06→; Türenanzahl: 3			03.0137-0479.2 650479	AP Ø 203 x 38 + HEB
			➡	10/06→			03.0520-6819.3 696819	AP Ø 228 x 42 Ø 19,05 + RZ / + Zub TopKit
1.3 CDTI	70	07/06→	➡	06/10→; Türenanzahl: 5			03.0137-0478.2 650478	AP Ø 228 x 42 + HEB
			➡	06/10→; Türenanzahl: 3			03.0137-0479.2 650479	AP Ø 203 x 38 + HEB
			➡	06/10→			03.0520-6819.3 696819	AP Ø 228 x 42 Ø 19,05 + RZ / + Zub TopKit
 <b>Seilzug, Feststellbremse</b>								
1.2 ↓	51	01/10→	➡	☑; 06/10→; → 76064268; Türenanzahl: 3; Trommelbremse		1	24.3727-0781.2 580781	L= 1.477 L2= 1.462 + Zub













	kw			 	! #		
<b>VAUXHALL - CORSAVAN Mk III (D) 07/06→</b>							
 <b>Seilzug, Feststellbremse</b>							
1.2	51	01/10→	➔	⏴; 06/10→; Türenanzahl: 5; Trommelbremse	1	24.3727-0782.2 580782	L= 1.477 L2= 1.492 + Zub
1.2	59	07/09→	➔	⏴; → 76064268; Türenanzahl: 3; Trommelbremse	1	24.3727-0781.2 580781	L= 1.477 L2= 1.462 + Zub
				⏴; Türenanzahl: 5; Trommelbremse	1	24.3727-0782.2 580782	L= 1.477 L2= 1.492 + Zub
1.3 CDTi	55	07/06→	➔	⏴; 10/06→; Trommelbremse	1	24.3727-0782.2 580782	L= 1.477 L2= 1.492 + Zub
1.3 CDTi	66	07/06→	➔				
1.3 CDTi	70	07/06→	➔	⏴; 06/10→; Trommelbremse	1	24.3727-0782.2 580782	L= 1.477 L2= 1.492 + Zub
<b>VAUXHALL - CORSAVAN Mk IV (E) 10/14→</b>							
 <b>Radbremszylinder</b>							
1.2	51	10/14→	➔	11/14→		24.3219-1755.3 020508	Ø 19,05 ALU
1.3 CDTi	55	10/14→					
1.3 CDTi	70	10/14→					
1.4	55	10/14→					
<b>Zubehörsatz, Bremsbacken</b>							
1.2	51	10/14→	➔	11/14→		03.0137-9309.2 669309	AP
1.3 CDTi	55	10/14→					
1.3 CDTi	70	10/14→					
1.4	55	10/14→					
 <b>Bremsbackensatz</b>							
1.2	51	10/14→	➔	11/14→		03.0137-0478.2 650478	AP Ø 228 x 42 + HEB
1.3 CDTi	55	10/14→					
1.3 CDTi	70	10/14→					
1.4	55	10/14→					
<b>VAUXHALL - FRONTERA Mk I (A) 09/91→10/98</b>							
 <b>Radbremszylinder</b>							
2.0	85	04/95→08/98	➔	→ SV720102		24.3225-1702.3 020425	Ø 25,4 GG
2.2 i	100	03/95→10/98					
2.4 i	92	03/92→10/98					
2.3 TD	74	09/91→06/98	➔	03/92→; → SV720102		24.3225-1702.3 020425	Ø 25,4 GG
2.5 TDS	85	11/91→06/98	➔	09/96→; → SV720102		24.3225-1702.3 020425	Ø 25,4 GG
2.8 TD	83	01/95→12/96	➔	03/95→; → SV720102		24.3225-1702.3 020425	Ø 25,4 GG
<b>Zubehörsatz, Bremsbacken</b>							
2.0	85	04/95→08/98		→ SV720102		03.0137-9245.2 669245	
2.2 i	100	03/95→10/98					
2.4 i	92	03/92→10/98					
2.3 TD	74	09/91→06/98		03/92→; → SV720102		03.0137-9245.2 669245	
2.5 TDS	85	11/91→06/98		09/96→; → SV720102		03.0137-9245.2 669245	
2.8 TD	83	01/95→12/96		03/95→; → SV720102		03.0137-9245.2 669245	
 <b>Bremsbackensatz</b>							
2.0	85	04/95→08/98	➔	→ SV720102		03.0137-0283.2 650283	Ø 254 x 52
2.2 i	100	03/95→10/98					
2.4 i	92	03/92→10/98					
2.3 TD	74	09/91→06/98	➔	03/92→; → SV720102		03.0137-0283.2 650283	Ø 254 x 52
2.5 TDS	85	11/91→06/98	➔	09/96→; → SV720102		03.0137-0283.2 650283	Ø 254 x 52
2.8 TD	83	01/95→12/96	➔	03/95→; → SV720102		03.0137-0283.2 650283	Ø 254 x 52
 <b>Bremsbackensatz, Feststellbremse</b>							
2.0	85	04/95→08/98	➔	SV720103→		03.0137-0430.2 650430	Ø 210 x 32 - HEB
2.2 i	100	03/95→10/98					
2.3 TD	74	09/91→06/98					
2.4 i	92	03/92→10/98					
2.5 TDS	85	11/91→06/98					
2.8 TD	83	01/95→12/96					
<b>VAUXHALL - FRONTERA Mk I (A) Sport 03/92→10/98</b>							
 <b>Radbremszylinder</b>							
2.0 i	85	03/92→10/98	➔	→ SV720102		24.3225-1702.3 020425	Ø 25,4 GG
2.5 TDS	85	09/96→10/98					
2.8 TD	83	01/95→12/96	➔	03/95→; → SV720102		24.3225-1702.3 020425	Ø 25,4 GG
<b>Zubehörsatz, Bremsbacken</b>							
2.0 i	85	03/92→10/98		→ SV720102		03.0137-9245.2 669245	
2.5 TDS	85	09/96→10/98					
↓							













	kW				! #		
<b>VAUXHALL - FRONTERA Mk I (A) Sport 03/92→10/98</b>							
<b>Zubehörsatz, Bremsbacken</b>							
2.8 TD	83	01/95→12/96		03/95→; → SV720102		03.0137-9245.2 669245	
<b> Bremsbackensatz</b>							
2.0 i	85	03/92→10/98	➡	→ SV720102		03.0137-0283.2 650283	Ø 254 x 52
2.5 TDS	85	09/96→10/98					
2.8 TD	83	01/95→12/96	➡	03/95→; → SV720102		03.0137-0283.2 650283	Ø 254 x 52
<b> Bremsbackensatz, Feststellbremse</b>							
2.0 i	85	03/92→10/98	➡	SV720103→		03.0137-0430.2 650430	Ø 210 x 32 - HEB
2.5 TDS	85	09/96→10/98					
2.8 TD	83	01/95→12/96					
<b>VAUXHALL - FRONTERA Mk II (B) 10/98→10/04</b>							
<b> Bremsbackensatz, Feststellbremse</b>							
2.2 DTI	85	10/98→09/04	➡	→ 2V599999		03.0137-0430.2 650430	Ø 210 x 32 - HEB
2.2 i	100	10/98→10/04					
3.2 i	151	10/98→10/04					
<b>VAUXHALL - INSIGNIA Mk I (A) 07/08→05/17</b>							
<b> Seilzug, Feststellbremse</b>							
1.4	103	04/11→05/17	➡	⚠; 06/11→; → B1182367	2	24.3727-0791.2 580791	L= 1.937 + Zub
1.6	85	07/08→05/17	➡	⚠; → B1182367	2	24.3727-0791.2 580791	L= 1.937 + Zub
1.6 Turbo	132	01/09→05/17					
1.8	103	07/08→05/17					
2.0 Biturbo CDTI	143	03/12→05/17					
2.0 CDTI	81	07/08→05/17					
2.0 CDTI	96	07/08→12/14					
2.0 CDTI	118	07/08→05/17					
2.0 CDTI	140	10/08→05/17					
2.0 Turbo	162	07/08→05/17					
2.0 Biturbo CDTI 4x4	143	03/12→05/17	➡	⚠; → A1006683	2	24.3727-0789.2 580789	L= 2.005 + Zub
2.0 CDTI 4x4	140	05/09→05/17					
2.0 Turbo 4x4	162	07/08→05/17					
2.0 Turbo 4x4	184	09/11→05/17					
2.8 V6 Turbo 4x4	191	07/08→05/17					
2.8 VXR	239	07/09→05/17					
2.0 CDTI 4x4	118	07/08→05/17	➡	⚠; 06/10→; → A1006683	2	24.3727-0789.2 580789	L= 2.005 + Zub
<b>VAUXHALL - INSIGNIA Mk I (A) Estate 07/08→05/17</b>							
<b> Seilzug, Feststellbremse</b>							
1.4	103	04/11→05/17	➡	⚠; 06/11→; → B1182367; Scheibenbremse	2	24.3727-0791.2 580791	L= 1.937 + Zub
1.6	85	07/08→05/17	➡	⚠; → B1182367; Scheibenbremse	2	24.3727-0791.2 580791	L= 1.937 + Zub
1.6 Turbo	132	01/09→05/17					
1.8	103	07/08→05/17					
2.0 Biturbo CDTI	143	03/12→05/17					
2.0 CDTI	81	07/08→05/17					
2.0 CDTI	96	07/08→12/14					
2.0 CDTI	118	07/08→05/17					
2.0 CDTI	140	11/08→05/17					
2.0 Turbo	162	07/08→05/17					
2.0 Biturbo CDTI 4x4	143	03/12→05/17	➡	⚠; → A1006683; Scheibenbremse	2	24.3727-0789.2 580789	L= 2.005 + Zub
2.0 CDTI 4x4	140	05/09→05/17					
2.0 Turbo 4x4	162	07/08→05/17					
2.0 Turbo 4x4	184	09/11→05/17					
2.8 V6 Turbo	191	08/08→05/17					
2.8 VXR	239	07/09→05/17					
2.0 CDTI 4x4	118	07/08→05/17	➡	⚠; 06/10→; → A1006683; Scheibenbremse	2	24.3727-0789.2 580789	L= 2.005 + Zub
<b>VAUXHALL - INSIGNIA Mk I (A) Sedan 07/08→05/17</b>							
<b> Seilzug, Feststellbremse</b>							
1.4	103	04/11→05/17	➡	⚠; 06/11→; → B1182367	2	24.3727-0791.2 580791	L= 1.937 + Zub
1.6	85	07/08→05/17	➡	⚠; → B1182367	2	24.3727-0791.2 580791	L= 1.937 + Zub
1.6 Turbo	132	01/09→05/17					
1.8	103	07/08→05/17					
2.0 Biturbo CDTI	143	03/12→05/17					
2.0 CDTI	81	07/08→05/17					
2.0 CDTI	96	07/08→12/14					
2.0 CDTI	118	07/08→05/17					
2.0 CDTI	140	11/08→05/17					
2.0 Turbo	162	07/08→05/17					
2.0 Biturbo CDTI 4x4	143	03/12→05/17	➡	⚠; → A1006683	2	24.3727-0789.2 580789	L= 2.005 + Zub
2.0 CDTI 4x4	140	05/09→05/17					
















	kw				! #		
<b>VAUXHALL - INSIGNIA Mk I (A) Sedan 07/08→05/17</b>							
 <b>Seilzug, Feststellbremse</b>							
2.0 Turbo 4x4 2.0 Turbo 4x4 2.8 V6 Turbo 4x4 2.8 VXR	162 184 191 239	07/08→05/17 09/11→05/17 07/08→05/17 07/09→05/17	➡	☒; → A1006683	2	24.3727-0789.2 580789	L= 2.005 + Zub
2.0 CDTI 4x4	118	07/08→05/17	➡	☒; 06/10→; → A1006683	2	24.3727-0789.2 580789	L= 2.005 + Zub
<b>VAUXHALL - MERIVA Mk I (A) 01/03→06/10</b>							
 <b>Seilzug, Feststellbremse</b>							
1.3 CDTI	51	04/05→06/10	➡	☒; → 34999999; Scheibenbremse	1	24.3727-0780.2 580780	L= 1.610 L2= 1.610 + Zub
1.3 CDTI	55	01/03→10/09	➡	☒; 44000001→; Scheibenbremse	1	24.3727-0779.2 580779	L= 1.615 L2= 1.615 + Zub
			➡	☒; 09/03→; → 34999999; Scheibenbremse	1	24.3727-0780.2 580780	L= 1.610 L2= 1.610 + Zub
1.4 16V Twinport	66	01/03→06/10	➡	☒; 44000001→; → 05/10; Scheibenbremse	1	24.3727-0779.2 580779	L= 1.615 L2= 1.615 + Zub
			➡	☒; 07/04→; → 34999999; Scheibenbremse	1	24.3727-0780.2 580780	L= 1.610 L2= 1.610 + Zub
1.6 i	64	01/03→06/10	➡	☒; 44000001→; → 05/10; Scheibenbremse	1	24.3727-0779.2 580779	L= 1.615 L2= 1.615 + Zub
			➡	☒; 05/03→; → 34999999; Scheibenbremse	1	24.3727-0780.2 580780	L= 1.610 L2= 1.610 + Zub
1.6 i 16V	74	01/03→09/05	➡	☒; 44000001→; Scheibenbremse	1	24.3727-0779.2 580779	L= 1.615 L2= 1.615 + Zub
			➡	☒; 05/03→; → 34999999; Scheibenbremse	1	24.3727-0780.2 580780	L= 1.610 L2= 1.610 + Zub
1.6 i 16V Twinport	77	05/03→06/10	➡	☒; 44000001→; → 05/10; Scheibenbremse	1	24.3727-0779.2 580779	L= 1.615 L2= 1.615 + Zub
			➡	☒; 01/06→; → 34999999; Scheibenbremse	1	24.3727-0780.2 580780	L= 1.610 L2= 1.610 + Zub
1.6 Turbo 1.7 CDTI 1.7 DTI 1.8 i 16V	132 74 55 92	05/06→06/10 09/03→06/10 06/03→06/10 05/03→06/10	➡	☒; 44000001→; → 05/10; Scheibenbremse	1	24.3727-0779.2 580779	L= 1.615 L2= 1.615 + Zub
			➡	☒; → 34999999; Scheibenbremse	1	24.3727-0780.2 580780	L= 1.610 L2= 1.610 + Zub
1.7 CDTI	92	08/06→05/10	➡	☒; 44000001→; Scheibenbremse	1	24.3727-0779.2 580779	L= 1.615 L2= 1.615 + Zub
			➡	☒; 09/06→; → 34999999; Scheibenbremse	1	24.3727-0780.2 580780	L= 1.610 L2= 1.610 + Zub
<b>VAUXHALL - MOVANO Mk I (A) Chassis/Cab (ED, UD, HD) 10/98→05/10</b>							
 <b>Radbremszylinder</b>							
2.2 DTI 2.5 DTI	66 84	09/00→05/10 10/01→05/10	➡	☒; → 01/10		24.3223-1707.3 020435	BDX Ø 23,81 GG
			➡	☒; → 01/10		24.3223-1708.3 020436	BDX Ø 23,81 GG
2.5 D	59	10/98→08/02	➡	☒; → 09/00		24.3223-1707.3 020435	BDX Ø 23,81 GG
			➡	☒; → 09/00		24.3223-1708.3 020436	BDX Ø 23,81 GG
2.8 DTI	84	10/98→10/01	➡	☒		24.3223-1707.3 020435	BDX Ø 23,81 GG
			➡	☒		24.3223-1708.3 020436	BDX Ø 23,81 GG
<b>Zubehörsatz, Bremsbacken</b>							
2.2 DTI 2.5 DTI	66 84	09/00→05/10 10/01→05/10		→ 01/10		03.0137-9240.2 669240	
2.5 D	59	10/98→08/02		→ 09/00		03.0137-9240.2 669240	
2.8 DTI	84	10/98→10/01				03.0137-9240.2 669240	
 <b>Bremstrommel</b>							
2.2 DTI 2.5 DTI	66 84	09/00→05/10 10/01→05/10	➡	→ 01/10		24.0228-0002.1 480159	Ø 280,0 x 69,5 / 282
2.5 D	59	10/98→08/02	➡	→ 09/00		24.0228-0002.1 480159	Ø 280,0 x 69,5 / 282
2.8 DTI	84	10/98→10/01	➡			24.0228-0002.1 480159	Ø 280,0 x 69,5 / 282
 <b>Bremsbackensatz</b>							
2.2 DTI 2.5 DTI	66 84	09/00→05/10 10/01→05/10	➡	→ 01/10		03.0137-0382.2 650382	Ø 280 x 65
2.5 D	59	10/98→08/02	➡	→ 09/00		03.0137-0382.2 650382	Ø 280 x 65
2.8 DTI	84	10/98→10/01	➡			03.0137-0382.2 650382	Ø 280 x 65
 <b>Seilzug, Feststellbremse</b>							
2.2 DTI 2.5 DTI 3.0 DTI	66 84 100	09/00→05/10 10/01→05/10 10/03→05/10	←	☒; → 01/10; Scheiben/Trommel	1	24.3727-0762.2 580762	L= 1.175
			➡	☒; → 01/10; Scheiben/Trommel	2	24.3727-1000.2 581000	L= 1.737












	kw					! #		
<b>VAUXHALL - MOVANO Mk I (A) Chassis/Cab (ED, UD, HD) 10/98→05/10</b>								
 <b>Seilzug, Feststellbremse</b>								
2.2 DTI 2.5 DTI 3.0 DTI	66 84 100	09/00→05/10 10/01→05/10 10/03→05/10	➡	⬇️; → 01/10; Scheiben/Trommel			24.3727-1072.2 581072	L= 1.420
2.5 CDTI 2.5 CDTI 2.5 CDTI	74 88 107	04/04→05/10 08/06→05/10 08/06→05/10	⬅️ ➡	⬆️; 09/06→ 01/10; Scheiben/Trommel ⬇️; 09/06→ 01/10; Scheiben/Trommel	1 2	24.3727-0762.2 580762 24.3727-1000.2 581000 24.3727-1072.2 581072	L= 1.175 L= 1.737 L= 1.420	
2.5 D	59	10/98→08/02	⬅️ ➡	⬆️; → 09/00; Scheiben/Trommel ⬇️; → 09/00; Scheiben/Trommel	1 2	24.3727-0762.2 580762 24.3727-1000.2 581000 24.3727-1072.2 581072	L= 1.175 L= 1.737 L= 1.420	
2.8 DTI	84	10/98→10/01	⬅️ ➡	⬆️; Scheiben/Trommel ⬇️; Scheiben/Trommel	1 2	24.3727-0762.2 580762 24.3727-1000.2 581000 24.3727-1072.2 581072	L= 1.175 L= 1.737 L= 1.420	
<b>VAUXHALL - MOVANO Mk I (A) Combi (JD) 10/98→05/10</b>								
 <b>Radbremszylinder</b>								
1.9 DTI 2.5 D 2.5 DTI 2.8 DTI	59 59 84 84	09/00→10/01 10/98→09/00 10/01→08/09 10/98→10/01	➡	☐		24.3223-1707.3 020435 24.3223-1708.3 020436	BDX Ø 23,81 GG BDX Ø 23,81 GG	
1.9 DTI 2.2 DTI	60 66	10/01→05/10 09/00→05/10	➡	☐; → 01/10 ☐; → 01/10		24.3223-1707.3 020435 24.3223-1708.3 020436	BDX Ø 23,81 GG BDX Ø 23,81 GG	
<b>Zubehörsatz, Bremsbacken</b>								
1.9 DTI 2.5 D 2.5 DTI 2.8 DTI	59 59 84 84	09/00→10/01 10/98→09/00 10/01→08/09 10/98→10/01				03.0137-9240.2 669240		
1.9 DTI 2.2 DTI	60 66	10/01→05/10 09/00→05/10		→ 01/10		03.0137-9240.2 669240		
 <b>Bremstrommel</b>								
1.9 DTI 2.5 D 2.5 DTI 2.8 DTI	59 59 84 84	09/00→10/01 10/98→09/00 10/01→08/09 10/98→10/01	➡			24.0228-0002.1 480159	Ø 280,0 x 69,5 / 282	
1.9 DTI 2.2 DTI	60 66	10/01→05/10 09/00→05/10	➡	→ 01/10		24.0228-0002.1 480159	Ø 280,0 x 69,5 / 282	
 <b>Bremsbackensatz</b>								
1.9 DTI 2.5 D 2.5 DTI 2.8 DTI	59 59 84 84	09/00→10/01 10/98→09/00 10/01→08/09 10/98→10/01	➡			03.0137-0382.2 650382	Ø 280 x 65	
1.9 DTI 2.2 DTI	60 66	10/01→05/10 09/00→05/10	➡	→ 01/10		03.0137-0382.2 650382	Ø 280 x 65	
 <b>Seilzug, Feststellbremse</b>								
1.9 DTI 2.5 D 2.5 DTI 2.8 DTI	59 59 84 84	09/00→10/01 10/98→09/00 10/01→08/09 10/98→10/01	⬅️ ➡	⬆️; Scheiben/Trommel ⬇️; Scheiben/Trommel	1 2	24.3727-0762.2 580762 24.3727-1000.2 581000 24.3727-1072.2 581072	L= 1.175 L= 1.737 L= 1.420	
1.9 DTI 2.2 DTI 3.0 DTI	60 66 100	10/01→05/10 09/00→05/10 10/03→05/10	⬅️ ➡	⬆️; → 01/10; Scheiben/Trommel ⬇️; → 01/10; Scheiben/Trommel	1 2	24.3727-0762.2 580762 24.3727-1000.2 581000 24.3727-1072.2 581072	L= 1.175 L= 1.737 L= 1.420	
2.5 CDTI 2.5 CDTI	74 88	10/01→08/09 02/03→08/09	⬅️ ➡	⬆️; 09/06→; Scheiben/Trommel ⬇️; 09/06→; Scheiben/Trommel	1 2	24.3727-0762.2 580762 24.3727-1000.2 581000 24.3727-1072.2 581072	L= 1.175 L= 1.737 L= 1.420	
2.5 CDTI	107	08/06→05/10	⬅️ ➡	⬆️; 09/06→ 01/10; Scheiben/Trommel ⬇️; 09/06→ 01/10; Scheiben/Trommel	1 2	24.3727-0762.2 580762 24.3727-1000.2 581000 24.3727-1072.2 581072	L= 1.175 L= 1.737 L= 1.420	
<b>VAUXHALL - MOVANO Mk I (A) Van (FD) 10/98→05/10</b>								
 <b>Radbremszylinder</b>								
1.9 DTI 2.5 D 2.8 DTI	59 59 84	09/00→10/01 10/98→09/00 10/98→10/01	➡	☐		24.3223-1707.3 020435 24.3223-1708.3 020436	BDX Ø 23,81 GG BDX Ø 23,81 GG	
1.9 DTI 2.2 DTI 2.5 DTI	60 66 84	10/01→05/10 09/00→05/10 10/01→05/10	➡	☐; → 01/10 ☐; → 01/10		24.3223-1707.3 020435 24.3223-1708.3 020436	BDX Ø 23,81 GG BDX Ø 23,81 GG	

























	kw					! #		
<b>VAUXHALL - MOVANO Mk I (A) Van (FD) 10/98→05/10</b>								
<b>Zubehörsatz, Bremsbacken</b>								
1.9 DTI	59	09/00→10/01					03.0137-9240.2	669240
2.5 D	59	10/98→09/00						
2.8 TDI	84	10/98→10/01						
1.9 DTI	60	10/01→05/10		→ 01/10			03.0137-9240.2	669240
2.2 DTI	66	09/00→05/10						
2.5 DTI	84	10/01→05/10						
<b> Bremstrommel</b>								
1.9 DTI	59	09/00→10/01	➔				24.0228-0002.1	480159
2.5 D	59	10/98→09/00						∅ 280,0 x 69,5 / 282
2.8 TDI	84	10/98→10/01						
1.9 DTI	60	10/01→05/10	➔	→ 01/10			24.0228-0002.1	480159
2.2 DTI	66	09/00→05/10						∅ 280,0 x 69,5 / 282
2.5 DTI	84	10/01→05/10						
<b> Bremsbackensatz</b>								
1.9 DTI	59	09/00→10/01	➔				03.0137-0382.2	650382
2.5 D	59	10/98→09/00						∅ 280 x 65
2.8 TDI	84	10/98→10/01						
1.9 DTI	60	10/01→05/10	➔	→ 01/10			03.0137-0382.2	650382
2.2 DTI	66	09/00→05/10						∅ 280 x 65
2.5 DTI	84	10/01→05/10						
<b> Seilzug, Feststellbremse</b>								
1.9 DTI	59	09/00→10/01	←	⬆; Scheiben/Trommel	1	24.3727-0762.2	580762	L= 1.175
2.5 D	59	10/98→09/00						
2.8 TDI	84	10/98→10/01	➔	⬇; Scheiben/Trommel	2	24.3727-1000.2	581000	L= 1.737
						24.3727-1072.2	581072	L= 1.420
1.9 DTI	60	10/01→05/10	←	⬆; → 01/10; Scheiben/Trommel	1	24.3727-0762.2	580762	L= 1.175
2.2 DTI	66	09/00→05/10						
2.5 DTI	84	10/01→05/10	➔	⬇; → 01/10; Scheiben/Trommel	2	24.3727-1000.2	581000	L= 1.737
3.0 DTi	100	10/03→05/10				24.3727-1072.2	581072	L= 1.420
2.5 CDTI	74	04/04→05/10	←	⬆; 09/06→ 01/10; Scheiben/Trommel	1	24.3727-0762.2	580762	L= 1.175
2.5 CDTI	88	08/06→05/10						
2.5 CDTI	107	08/06→05/10	➔	⬇; 09/06→ 01/10; Scheiben/Trommel	2	24.3727-1000.2	581000	L= 1.737
						24.3727-1072.2	581072	L= 1.420
<b>VAUXHALL - OMEGA (B) 12/93→07/03</b>								
<b> Bremsbackensatz, Feststellbremse</b>								
2.0	85	03/94→09/99	➔	→ V1169750		03.0137-0172.2	650172	∅ 160 x 25
2.0	85	09/95→09/96						
2.5 TD	96	04/94→07/01	➔	V1169751→		03.0137-0172.2	650172	∅ 160 x 25
2.5 V6	125	03/94→09/00						
3.0 V6	155	04/94→07/00						
2.0 16V	100	03/94→07/01	➔	→ V1169750		03.0137-0172.2	650172	∅ 160 x 25
			➔	V1169751→; → 09/99		03.0137-0172.2	650172	∅ 160 x 25
2.0 DTI 16V	74	01/98→09/00	➔	V1169751→; → 08/00		03.0137-0172.2	650172	∅ 160 x 25
2.2 16V	106	01/94→06/03	➔	V1169751→		03.0137-0172.2	650172	∅ 160 x 25
2.2 DTI 16V	88	08/00→07/03						
2.6 V6	132	08/00→07/03						
2.5 DTI 24V	110	09/01→07/03	➔			03.0137-0172.2	650172	∅ 160 x 25
3.2 V6	160	02/01→07/03						
<b>Zubehörsatz, Feststellbremsbacken</b>								
2.0	85	03/94→09/99	➔	→ V1169750		03.0137-9092.2	669092	
2.0	85	09/95→09/96						
2.5 TD	96	04/94→07/01	➔	V1169751→		03.0137-9242.2	669242	
2.5 V6	125	03/94→09/00						
3.0 V6	155	04/94→07/00						
2.0 16V	100	03/94→07/01	➔	→ V1169750		03.0137-9092.2	669092	
			➔	V1169751→; → 09/99		03.0137-9242.2	669242	
2.0 DTI 16V	74	01/98→09/00	➔	V1169751→; → 08/00		03.0137-9242.2	669242	
2.2 16V	106	01/94→06/03	➔	V1169751→		03.0137-9242.2	669242	
2.2 DTI 16V	88	08/00→07/03						
2.6 V6	132	08/00→07/03						
2.5 DTI 24V	110	09/01→07/03	➔			03.0137-9242.2	669242	
3.2 V6	160	02/01→07/03						
<b> Seilzug, Feststellbremse</b>								
2.0	85	03/94→09/99	➔	⬇; Scheibenbremse	1	24.3727-0725.2	580725	L= 1.550 L2= 1.550 + Zub
2.0	85	09/95→09/96						
2.5 DTI 24V	110	09/01→07/03						
2.5 TD	96	04/94→07/01						
2.5 V6	125	03/94→09/00						
↓								











	kW					! #		
<b>VAUXHALL - OMEGA (B) 12/93→07/03</b>								
 <b>Seilzug, Feststellbremse</b>								
3.0 V6 3.2 V6	155 160	04/94→07/00 02/01→07/03	➡	⬇️; Scheibenbremse		1	24.3727-0725.2 580725	L= 1.550 L2= 1.550 + Zub
2.0 16V	100	03/94→07/01	➡	⬇️; → 09/99; Scheibenbremse		1	24.3727-0725.2 580725	L= 1.550 L2= 1.550 + Zub
2.0 DTI 16V	74	01/98→09/00	➡	⬇️; → 08/00; Scheibenbremse		1	24.3727-0725.2 580725	L= 1.550 L2= 1.550 + Zub
2.2 16V	106	01/94→06/03	➡	⬇️; 10/99→; Scheibenbremse		1	24.3727-0725.2 580725	L= 1.550 L2= 1.550 + Zub
2.2 DTI 16V 2.6 V6	88 132	08/00→07/03 08/00→07/03	➡	⬇️; 09/00→; Scheibenbremse		1	24.3727-0725.2 580725	L= 1.550 L2= 1.550 + Zub
<b>VAUXHALL - OMEGA (B) Estate 12/93→06/03</b>								
 <b>Bremsbackensatz, Feststellbremse</b>								
2.0 2.5 TD 2.5 V6 3.0 V6	85 96 125 155	03/94→09/99 04/94→07/01 03/94→09/00 07/94→07/00	➡	V1169751→ → V1169750			03.0137-0172.2 650172	∅ 160 x 25
2.0 16V	100	03/94→07/01	➡	→ V1169750			03.0137-0172.2 650172	∅ 160 x 25
			➡	V1169751→; → 09/99			03.0137-0172.2 650172	∅ 160 x 25
2.0 DTI 16V	74	01/98→09/00	➡	V1169751→; → 08/00			03.0137-0172.2 650172	∅ 160 x 25
2.2 16V 2.2 DTI 16V 2.6 V6	106 88 132	02/94→06/03 08/00→06/03 08/00→06/03	➡	V1169751→			03.0137-0172.2 650172	∅ 160 x 25
2.5 DTI 24V 3.2 V6	110 160	09/01→06/03 02/01→06/03	➡				03.0137-0172.2 650172	∅ 160 x 25
<b>Zubehörsatz, Feststellbremsbacken</b>								
2.0 2.5 TD 2.5 V6 3.0 V6	85 96 125 155	03/94→09/99 04/94→07/01 03/94→09/00 07/94→07/00	➡	→ V1169750 V1169751→			03.0137-9092.2 669092 03.0137-9242.2 669242	
2.0 16V	100	03/94→07/01	➡	→ V1169750			03.0137-9092.2 669092	
			➡	V1169751→; → 09/99			03.0137-9242.2 669242	
2.0 DTI 16V	74	01/98→09/00	➡	V1169751→; → 08/00			03.0137-9242.2 669242	
2.2 16V 2.2 DTI 16V 2.6 V6	106 88 132	02/94→06/03 08/00→06/03 08/00→06/03	➡	V1169751→			03.0137-9242.2 669242	
2.5 DTI 24V 3.2 V6	110 160	09/01→06/03 02/01→06/03	➡				03.0137-9242.2 669242	
 <b>Seilzug, Feststellbremse</b>								
2.0 2.5 DTI 24V 2.5 TD 2.5 V6 3.0 V6 3.2 V6	85 110 96 125 155 160	03/94→09/99 09/01→06/03 04/94→07/01 03/94→09/00 07/94→07/00 02/01→06/03	➡	⬇️; Scheibenbremse		1	24.3727-0725.2 580725	L= 1.550 L2= 1.550 + Zub
2.0 16V	100	03/94→07/01	➡	⬇️; → 09/99; Scheibenbremse		1	24.3727-0725.2 580725	L= 1.550 L2= 1.550 + Zub
2.0 DTI 16V	74	01/98→09/00	➡	⬇️; → 08/00; Scheibenbremse		1	24.3727-0725.2 580725	L= 1.550 L2= 1.550 + Zub
2.2 16V	106	02/94→06/03	➡	⬇️; 10/99→; Scheibenbremse		1	24.3727-0725.2 580725	L= 1.550 L2= 1.550 + Zub
2.2 DTI 16V 2.6 V6	88 132	08/00→06/03 08/00→06/03	➡	⬇️; 09/00→; Scheibenbremse		1	24.3727-0725.2 580725	L= 1.550 L2= 1.550 + Zub
<b>VAUXHALL - SIGNUM 03/03→10/08</b>								
 <b>Seilzug, Feststellbremse</b>								
1.9 CDTi 1.9 CDTi 16V 1.9 Turbo 2.0 DTI 2.2 DTI 3.0 CDTi	88 110 74 74 92 130	04/04→03/08 04/04→03/08 01/05→05/08 05/03→05/08 05/03→05/08 05/03→05/08	➡	⬇️; für Fahrzeuge ohne Schlechtwegeaus- führung; Scheibenbremse		1	24.3727-0788.2 580788	L= 1.800 L2= 1.800
<b>VAUXHALL - TIGRA Mk I (F07) 07/94→12/00</b>								
 <b>Radbremszylinder</b>								
1.4 16V	66	07/94→12/00	➡				24.3219-1715.3 020122 24.3219-1767.3 020552	∅ 19,05 ALU ∅ 19,05 GG
1.6 16V	78	07/94→12/00	➡	→ 08/98			24.3219-1715.3 020122 24.3219-1767.3 020552	∅ 19,05 ALU ∅ 19,05 GG
<b>Zubehörsatz, Bremsbacken</b>								
1.4 16V	66	07/94→12/00	➡				03.0137-9166.2 669166	
↓								












	kw					! #		
<b>VAUXHALL - TIGRA Mk I (F07) 07/94→12/00</b>								
<b>Zubehörsatz, Bremsbacken</b>								
1.6 16V	78	07/94→12/00	➔	→ 08/98			03.0137-9166.2 669166	
<b> Bremstrommel</b>								
1.4 16V	66	07/94→12/00	➔	- ABS		24.0220-0012.1 480017	Ø 200,0 x 35 / 201 - RLG	
			➔	+ ABS		24.0220-0712.2 480208	Ø 200,0 x 35 / 201 + RLG	
1.6 16V	78	07/94→12/00	➔	→ 08/98; - ABS		24.0220-0012.1 480017	Ø 200,0 x 35 / 201 - RLG	
			➔	→ 08/98; + ABS		24.0220-0712.2 480208	Ø 200,0 x 35 / 201 + RLG	
						24.0220-0033.2 480132	Ø 200,0 x 35 / 201 - RLG / + ABS Ring	
						24.0220-0033.2 480132	Ø 200,0 x 35 / 201 - RLG / + ABS Ring	
<b> Bremsbackensatz</b>								
1.4 16V	66	07/94→12/00	➔			03.0137-0266.2 650266	Ø 200 x 29 + HEB	
						03.0420-1019.3 681019	TRW Ø 200 x 29 Ø 19,05 + RZ / + Zub Kit	
						03.0520-1019.3 691019	TRW Ø 200 x 29 Ø 19,05 + RZ / + Zub TopKit	
1.6 16V	78	07/94→12/00	➔	→ 08/98		03.0137-0266.2 650266	Ø 200 x 29 + HEB	
						03.0420-1019.3 681019	TRW Ø 200 x 29 Ø 19,05 + RZ / + Zub Kit	
						03.0520-1019.3 691019	TRW Ø 200 x 29 Ø 19,05 + RZ / + Zub TopKit	
<b> Seilzug, Feststellbremse</b>								
1.4 16V	66	07/94→12/00	➔	<input type="checkbox"/> ; Trommelbremse		24.3727-0743.2 580743	L= 1.373 + Zub	
			➔	<input type="checkbox"/> ; Trommelbremse		24.3727-0744.2 580744	L= 1.078 + Zub	
1.6 16V	78	07/94→12/00	➔	<input type="checkbox"/> ; → 08/98; Trommelbremse		24.3727-0743.2 580743	L= 1.373 + Zub	
			➔	<input type="checkbox"/> ; → 08/98; Trommelbremse		24.3727-0744.2 580744	L= 1.078 + Zub	
<b>VAUXHALL - TIGRA TwinTop 06/04→08/09</b>								
<b> Radbremszylinder</b>								
1.3 CDTI	51	06/04→08/09	➔			24.3219-1715.3 020122	Ø 19,05 ALU	
1.4	66	06/04→08/09						
1.8	92	06/04→08/09						
<b>Zubehörsatz, Bremsbacken</b>								
1.3 CDTI	51	06/04→08/09	➔			03.0137-9167.2 669167		
1.4	66	06/04→08/09						
1.8	92	06/04→08/09						
<b> Bremstrommel</b>								
1.3 CDTI	51	06/04→08/09	➔			24.0220-0038.1 480162	Ø 200,0 x 54 / 201 - RLG / - ABS Ring	
						24.0220-0738.2 480214	Ø 200,0 x 54 / 201 + RLG / - ABS Ring	
1.4	66	06/04→08/09						
1.8	92	06/04→08/09						
<b> Bremsbackensatz</b>								
1.3 CDTI	51	06/04→08/09	➔			03.0137-0396.2 650396	Ø 200 x 46 + HEB	
1.4	66	06/04→08/09						
1.8	92	06/04→08/09						
<b> Seilzug, Feststellbremse</b>								
1.3 CDTI 1.4 1.8	51 66 92	06/04→08/09 06/04→08/09 06/04→08/09	➔	<input type="checkbox"/> ; Trommelbremse		24.3727-0749.2 580749	L= 832 + Zub	
			➔	<input type="checkbox"/> ; Trommelbremse		24.3727-0750.2 580750	L= 1.095 + Zub	
			➔	<input type="checkbox"/> ; Scheibenbremse		24.3727-0766.2 580766	L= 1.143	
			➔	<input type="checkbox"/> ; Scheibenbremse		24.3727-0768.2 580768	L= 1.426	
			➔	<input checked="" type="checkbox"/> ; Trommelbremse	2	24.3727-0786.2 580786	L= 217	
<b>VAUXHALL - VECTRA (B) 08/95→03/02</b>								
<b> Radbremszylinder</b>								
1.6 i ↓	55	08/95→10/01	➔	W7154259→ W7999999		24.3219-1715.3 020122	Ø 19,05 ALU	
			➔	09/95→; → W1238518		24.3219-1715.3 020122	Ø 19,05 ALU	
						24.3219-1767.3 020552	Ø 19,05 GG	
			➔	W1238519→ W1999999		24.3219-1715.3 020122	Ø 19,05 ALU	

	kw			 	! #					
<b>VAUXHALL - VECTRA (B) 08/95→03/02</b>										
<b> Radbremszylinder</b>										
1.6 i	55	08/95→10/01	➔	09/95→; → W5276825	24.3219-1715.3	020122	Ø 19,05 ALU			
					24.3219-1767.3	020552	Ø 19,05 GG			
			➔	W5276826→ W5999999	24.3219-1715.3	020122	Ø 19,05 ALU			
			➔	09/95→; → W7152258	24.3219-1715.3	020122	Ø 19,05 ALU			
					24.3219-1767.3	020552	Ø 19,05 GG			
			➔	X1000001→	24.3220-1719.3	020448	Ø 20,64 ALU			
2.0 DI 16V	60	08/95→10/01	➔	11/96→; → W7152258	24.3219-1715.3	020122	Ø 19,05 ALU			
					24.3219-1767.3	020552	Ø 19,05 GG			
			➔	W7154259→ W7999999	24.3219-1715.3	020122	Ø 19,05 ALU			
			➔	W1238519→ W1999999	24.3219-1715.3	020122	Ø 19,05 ALU			
			➔	11/96→; → W5276825	24.3219-1715.3	020122	Ø 19,05 ALU			
					24.3219-1767.3	020552	Ø 19,05 GG			
Zubehörsatz, Bremsbacken	55	08/95→10/01	➔	09/95→	03.0137-9215.2	669215				
			➔	11/96→	03.0137-9215.2	669215				
			2.0 DI 16V	60	08/95→10/01	➔	11/96→; → W7999999	24.0223-0013.2	480061	Ø 230,0 x 50 / 231
								24.0223-0018.2	480136	Ø 230,0 x 49,3 / 231
						➔	X1000001→	24.0223-0013.2	480061	Ø 230,0 x 50 / 231
						➔	11/96→; → W7999999	24.0223-0013.2	480061	Ø 230,0 x 50 / 231
								24.0223-0018.2	480136	Ø 230,0 x 49,3 / 231
						➔	X1000001→	24.0223-0018.2	480136	Ø 230,0 x 49,3 / 231
<b> Bremstrommel</b>										
<b> Bremsbackensatz</b>										
1.6 i	55	08/95→10/01	➔	09/95→	03.0137-0322.2	650322	Ø 230 x 42			
			➔	W1238519→ W1999999	03.0520-5719.3	695719	TRW Ø 230 x 42 Ø 19,05 + RZ / + Zub TopKit			
			➔	W5276826→ W5999999	03.0520-5719.3	695719	TRW Ø 230 x 42 Ø 19,05 + RZ / + Zub TopKit			
			➔	W7154259→ W7999999	03.0520-5719.3	695719	TRW Ø 230 x 42 Ø 19,05 + RZ / + Zub TopKit			
			➔	X1000001→	03.0520-7320.3	697320	TRW Ø 230 x 42 Ø 20,64 + RZ / + Zub TopKit			
2.0 DI 16V	60	08/95→10/01	➔	11/96→	03.0137-0322.2	650322	Ø 230 x 42			
			➔	W1238519→ W1999999	03.0520-5719.3	695719	TRW Ø 230 x 42 Ø 19,05 + RZ / + Zub TopKit			
			➔	W7154259→ W7999999	03.0520-5719.3	695719	TRW Ø 230 x 42 Ø 19,05 + RZ / + Zub TopKit			
			➔	W5276826→ W5999999	03.0520-5719.3	695719	TRW Ø 230 x 42 Ø 19,05 + RZ / + Zub TopKit			
			➔	X1000001→	03.0520-7320.3	697320	TRW Ø 230 x 42 Ø 20,64 + RZ / + Zub TopKit			
<b> Bremsbackensatz, Feststellbremse</b>										
1.6 i 16V	74	08/95→10/01	➔	09/95→	03.0137-0172.2	650172	Ø 160 x 25			
1.7 TD	60	10/95→11/96	➔		03.0137-0172.2	650172	Ø 160 x 25			
1.8 Dualfuel	92	09/00→03/02	➔							
1.8 i 16V	85	10/95→09/00	➔							
1.8 i 16V	92	09/00→03/02	➔							
2.0 i 16V	100	10/95→01/01	➔							
2.5 i GSi	143	03/98→07/00	➔							
2.5 i V6	125	09/95→08/00	➔							
2.6 i V6	125	09/00→03/02	➔							
2.0 DTI 16V	74	08/95→10/01	➔	06/97→	03.0137-0172.2	650172	Ø 160 x 25			
2.2 DTI 16V	92	08/95→10/01	➔	09/00→	03.0137-0172.2	650172	Ø 160 x 25			











	kW			 	! #		
<b>VAUXHALL - VECTRA (B) 08/95→03/02</b>							
 <b>Bremsbackensatz, Feststellbremse</b>							
2.2 i 16V	108	08/95→10/01	➔	09/00→		03.0137-0172.2 650172	Ø 160 x 25
<b>Zubehörsatz, Feststellbremsbacken</b>							
1.6 i 16V	74	08/95→10/01	➔	09/95→		03.0137-9243.2 669243	
1.7 TD	60	10/95→11/96	➔			03.0137-9243.2 669243	
1.8 Dualfuel	92	09/00→03/02					
1.8 i 16V	85	10/95→09/00					
1.8 i 16V	92	09/00→03/02					
2.0 i 16V	100	10/95→01/01					
2.5 i GSi	143	03/98→07/00					
2.5 i V6	125	09/95→08/00					
2.6 i V6	125	09/00→03/02					
2.0 DTI 16V	74	08/95→10/01	➔	06/97→		03.0137-9243.2 669243	
2.2 DTI 16V	92	08/95→10/01	➔	09/00→		03.0137-9243.2 669243	
2.2 i 16V	108	08/95→10/01					
 <b>Seilzug, Feststellbremse</b>							
1.6 i	55	08/95→10/01		☐; 09/95→; Trommelbremse	1	24.3727-0751.2 580751	L= 1.455 L2= 1.455 + Zub
			←	☐; 09/95→; Trommelbremse	1	24.3727-0748.2 580748	L= 279 + Zub
			➔	☐; 09/95→; Trommelbremse	2	24.3727-0745.2 580745	L= 210 + Zub
1.6 i 16V	74	08/95→10/01		☐; 09/95→; Scheibenbremse	1	24.3727-0751.2 580751	L= 1.455 L2= 1.455 + Zub
			←	☐; 09/95→; Scheibenbremse	1	24.3727-0748.2 580748	L= 279 + Zub
			➔	☐; 09/95→; Scheibenbremse	2	24.3727-0754.2 580754	L= 128 + Zub
1.7 TD	60	10/95→11/96		☐; Scheibenbremse	1	24.3727-0751.2 580751	L= 1.455 L2= 1.455 + Zub
1.8 Dualfuel	92	09/00→03/02	←	☐; Scheibenbremse	1	24.3727-0748.2 580748	L= 279 + Zub
1.8 i 16V	85	10/95→09/00					
1.8 i 16V	92	09/00→03/02	➔	☐; Scheibenbremse	2	24.3727-0754.2 580754	L= 128 + Zub
2.0 i 16V	100	10/95→01/01					
2.5 i GSi	143	03/98→07/00					
2.5 i V6	125	09/95→08/00					
2.6 i V6	125	09/00→03/02					
2.0 DI 16V	60	08/95→10/01		☐; 11/96→; Trommelbremse	1	24.3727-0751.2 580751	L= 1.455 L2= 1.455 + Zub
			←	☐; 11/96→; Trommelbremse	1	24.3727-0748.2 580748	L= 279 + Zub
			➔	☐; 11/96→; Trommelbremse	2	24.3727-0760.2 580760	L= 220
2.0 DTI 16V	74	08/95→10/01		☐; 06/97→; Scheibenbremse	1	24.3727-0751.2 580751	L= 1.455 L2= 1.455 + Zub
			←	☐; 06/97→; Scheibenbremse	1	24.3727-0748.2 580748	L= 279 + Zub
			➔	☐; 06/97→; Scheibenbremse	2	24.3727-0754.2 580754	L= 128 + Zub
2.2 DTI 16V	92	08/95→10/01		☐; 09/00→; Scheibenbremse	1	24.3727-0751.2 580751	L= 1.455 L2= 1.455 + Zub
2.2 i 16V	108	08/95→10/01	←	☐; 09/00→; Scheibenbremse	1	24.3727-0748.2 580748	L= 279 + Zub
			➔	☐; 09/00→; Scheibenbremse	2	24.3727-0754.2 580754	L= 128 + Zub
<b>VAUXHALL - VECTRA (B) CC 08/95→07/03</b>							
 <b>Radbremszylinder</b>							
1.6 i	55	08/95→10/01	➔	W7154259→ W7999999		24.3219-1715.3 020122	Ø 19,05 ALU
			➔	09/95→; → W1238518		24.3219-1715.3 020122	Ø 19,05 ALU
						24.3219-1767.3 020552	Ø 19,05 GG
			➔	W1238519→ W1999999		24.3219-1715.3 020122	Ø 19,05 ALU
			➔	09/95→; → W5276825		24.3219-1715.3 020122	Ø 19,05 ALU
						24.3219-1767.3 020552	Ø 19,05 GG
			➔	W5276826→ W5999999		24.3219-1715.3 020122	Ø 19,05 ALU
			➔	09/95→; → W7152258		24.3219-1715.3 020122	Ø 19,05 ALU
						24.3219-1767.3 020552	Ø 19,05 GG
			➔	X1000001→		24.3220-1719.3 020448	Ø 20,64 ALU
			➔	X7000001→		24.3220-1719.3 020448	Ø 20,64 ALU
			➔	X5000001→		24.3220-1719.3 020448	Ø 20,64 ALU
2.0 Di 16V	60	08/95→10/01	➔	11/96→; → W7152258		24.3219-1715.3 020122	Ø 19,05 ALU
						24.3219-1767.3 020552	Ø 19,05 GG
			➔	W7154259→ W7999999		24.3219-1715.3 020122	Ø 19,05 ALU
			➔	W1238519→ W1999999		24.3219-1715.3 020122	Ø 19,05 ALU
			➔	11/96→; → W5276825		24.3219-1715.3 020122	Ø 19,05 ALU
						24.3219-1767.3 020552	Ø 19,05 GG
			➔	W5276826→ W5999999		24.3219-1715.3 020122	Ø 19,05 ALU








	kw					! #		
<b>VAUXHALL - VECTRA (B) CC 08/95→07/03</b>								
 <b>Radbremszylinder</b>								
2.0 Di 16V	60	08/95→10/01	➔	11/96→; → W1238518			24.3219-1715.3 020122	Ø 19,05 ALU
							24.3219-1767.3 020552	Ø 19,05 GG
			➔	X1000001→			24.3220-1719.3 020448	Ø 20,64 ALU
			➔	X7000001→			24.3220-1719.3 020448	Ø 20,64 ALU
			➔	X5000001→			24.3220-1719.3 020448	Ø 20,64 ALU
<b>Zubehörsatz, Bremsbacken</b>								
1.6 i	55	08/95→10/01	➔	09/95→			03.0137-9215.2 669215	
2.0 Di 16V	60	08/95→10/01	➔	11/96→			03.0137-9215.2 669215	
 <b>Bremstrommel</b>								
1.6 i	55	08/95→10/01	➔	09/95→; → W7999999			24.0223-0013.2 480061	Ø 230,0 x 50 / 231
			➔	X1000001→			24.0223-0018.2 480136	Ø 230,0 x 49,3 / 231
2.0 Di 16V	60	08/95→10/01	➔	11/96→; → W7999999			24.0223-0013.2 480061	Ø 230,0 x 50 / 231
			➔	X1000001→			24.0223-0018.2 480136	Ø 230,0 x 49,3 / 231
 <b>Bremsbackensatz</b>								
1.6 i	55	08/95→10/01	➔	09/95→			03.0137-0322.2 650322	Ø 230 x 42
			➔	W1238519→ W1999999			03.0520-5719.3 695719	TRW Ø 230 x 42 Ø 19,05 + RZ / + Zub TopKit
			➔	W5276826→ W5999999			03.0520-5719.3 695719	TRW Ø 230 x 42 Ø 19,05 + RZ / + Zub TopKit
			➔	W7154259→ W7999999			03.0520-5719.3 695719	TRW Ø 230 x 42 Ø 19,05 + RZ / + Zub TopKit
			➔	X1000001→			03.0520-7320.3 697320	TRW Ø 230 x 42 Ø 20,64 + RZ / + Zub TopKit
2.0 Di 16V	60	08/95→10/01	➔	11/96→			03.0137-0322.2 650322	Ø 230 x 42
			➔	W1238519→ W1999999			03.0520-5719.3 695719	TRW Ø 230 x 42 Ø 19,05 + RZ / + Zub TopKit
			➔	W7154259→ W7999999			03.0520-5719.3 695719	TRW Ø 230 x 42 Ø 19,05 + RZ / + Zub TopKit
			➔	W5276826→ W5999999			03.0520-5719.3 695719	TRW Ø 230 x 42 Ø 19,05 + RZ / + Zub TopKit
			➔	X1000001→			03.0520-7320.3 697320	TRW Ø 230 x 42 Ø 20,64 + RZ / + Zub TopKit
 <b>Bremsbackensatz, Feststellbremse</b>								
1.6 i 16V	74	08/95→10/01	➔	09/95→			03.0137-0172.2 650172	Ø 160 x 25
1.7 TD	60	10/95→11/96	➔				03.0137-0172.2 650172	Ø 160 x 25
1.8 i 16V	85	10/95→09/00						
2.0 DTi 16V	74	06/97→10/01						
2.0 i 16V	100	10/95→01/01						
2.5 i GSi	143	03/98→07/00						
2.5 i V6	125	09/95→08/00						
1.8 Dualfuel	92	09/00→07/03	➔	→ 04/02			03.0137-0172.2 650172	Ø 160 x 25
1.8 i 16V	92	09/00→07/03						
2.2 i 16V	108	09/00→07/03						
2.6 i V6	125	09/00→07/03						
2.2 DTi 16V	92	08/95→10/01	➔	09/00→			03.0137-0172.2 650172	Ø 160 x 25
<b>Zubehörsatz, Feststellbremsbacken</b>								
1.6 i 16V	74	08/95→10/01	➔	09/95→			03.0137-9243.2 669243	
1.7 TD	60	10/95→11/96	➔				03.0137-9243.2 669243	
1.8 i 16V	85	10/95→09/00						
2.0 DTi 16V	74	06/97→10/01						
2.0 i 16V	100	10/95→01/01						
2.5 i GSi	143	03/98→07/00						
2.5 i V6	125	09/95→08/00						
1.8 Dualfuel	92	09/00→07/03	➔	→ 04/02			03.0137-9243.2 669243	
1.8 i 16V	92	09/00→07/03						
2.2 i 16V	108	09/00→07/03						
2.6 i V6	125	09/00→07/03						
2.2 DTi 16V	92	08/95→10/01	➔	09/00→			03.0137-9243.2 669243	
 <b>Seilzug, Feststellbremse</b>								
1.6 i	55	08/95→10/01		☐; 09/95→; Trommelbremse	1	24.3727-0751.2 580751		L= 1.455 L2= 1.455 + Zub
			←	☐; 09/95→; Trommelbremse	1	24.3727-0748.2 580748		L= 279 + Zub
↓								

	kw			 	! #		
<b>VAUXHALL - VECTRA (B) CC 08/95→07/03</b>							
 <b>Seilzug, Feststellbremse</b>							
1.6 i	55	08/95→10/01	➔	☐; 09/95→; Trommelbremse	2	24.3727-0745.2 580745	L= 210 + Zub
1.6 i 16V	74	08/95→10/01	☐; 09/95→; Scheibenbremse	1	24.3727-0751.2 580751	L= 1.455 L2= 1.455 + Zub	
			☐; 09/95→; Scheibenbremse	1	24.3727-0748.2 580748	L= 279 + Zub	
			☐; 09/95→; Scheibenbremse	2	24.3727-0754.2 580754	L= 128 + Zub	
1.7 TD	60	10/95→11/96	☐; Scheibenbremse	1	24.3727-0751.2 580751	L= 1.455 L2= 1.455 + Zub	
1.8 i 16V	85	10/95→09/00	☐; Scheibenbremse	1	24.3727-0748.2 580748	L= 279 + Zub	
2.0 DTi 16V	74	06/97→10/01	☐; Scheibenbremse	1	24.3727-0748.2 580748	L= 279 + Zub	
2.0 i 16V	100	10/95→01/01	☐; Scheibenbremse	2	24.3727-0754.2 580754	L= 128 + Zub	
2.5 i GSi	143	03/98→07/00					
2.5 i V6	125	09/95→08/00					
1.8 Dualfuel	92	09/00→07/03	☐; → 04/02; Scheibenbremse	1	24.3727-0751.2 580751	L= 1.455 L2= 1.455 + Zub	
1.8 i 16V	92	09/00→07/03	☐; → 04/02; Scheibenbremse	1	24.3727-0748.2 580748	L= 279 + Zub	
2.2 i 16V	108	09/00→07/03	☐; → 04/02; Scheibenbremse	2	24.3727-0754.2 580754	L= 128 + Zub	
2.6 i V6	125	09/00→07/03					
2.0 Di 16V	60	08/95→10/01	☐; 11/96→; Trommelbremse	1	24.3727-0751.2 580751	L= 1.455 L2= 1.455 + Zub	
			☐; 11/96→; Trommelbremse	1	24.3727-0748.2 580748	L= 279 + Zub	
			☐; 11/96→; Trommelbremse	2	24.3727-0760.2 580760	L= 220	
2.2 DTi 16V	92	08/95→10/01	☐; 09/00→; Scheibenbremse	1	24.3727-0751.2 580751	L= 1.455 L2= 1.455 + Zub	
			☐; 09/00→; Scheibenbremse	1	24.3727-0748.2 580748	L= 279 + Zub	
			☐; 09/00→; Scheibenbremse	2	24.3727-0754.2 580754	L= 128 + Zub	
<b>VAUXHALL - VECTRA (B) Estate 08/95→03/02</b>							
 <b>Bremsbackensatz, Feststellbremse</b>							
1.8 Dualfuel	92	09/00→03/02	➔			03.0137-0172.2 650172	Ø 160 x 25
1.8 i 16V	85	11/96→09/00					
1.8 i 16V	92	09/00→03/02					
2.0 i 16V	100	10/95→01/01					
2.5 i GSi	143	05/98→09/99					
2.5 i V6	125	11/96→08/00					
2.6 i V6	125	09/00→03/02					
2.0 DI 16V	60	08/95→10/01	➔	11/96→		03.0137-0172.2 650172	Ø 160 x 25
2.0 DTi 16V	74	08/95→10/01	➔	06/97→		03.0137-0172.2 650172	Ø 160 x 25
2.2 DTi 16V	92	08/95→10/01	➔	09/00→		03.0137-0172.2 650172	Ø 160 x 25
2.2 i 16V	108	08/95→10/01					
<b>Zubehörsatz, Feststellbremsbacken</b>							
1.8 Dualfuel	92	09/00→03/02	➔			03.0137-9243.2 669243	
1.8 i 16V	85	11/96→09/00					
1.8 i 16V	92	09/00→03/02					
2.0 i 16V	100	10/95→01/01					
2.5 i GSi	143	05/98→09/99					
2.5 i V6	125	11/96→08/00					
2.6 i V6	125	09/00→03/02					
2.0 DI 16V	60	08/95→10/01	➔	11/96→		03.0137-9243.2 669243	
2.0 DTi 16V	74	08/95→10/01	➔	06/97→		03.0137-9243.2 669243	
2.2 DTi 16V	92	08/95→10/01	➔	09/00→		03.0137-9243.2 669243	
2.2 i 16V	108	08/95→10/01					
 <b>Seilzug, Feststellbremse</b>							
1.8 Dualfuel	92	09/00→03/02	☐; Scheibenbremse	1	24.3727-0751.2 580751	L= 1.455 L2= 1.455 + Zub	
1.8 i 16V	85	11/96→09/00	☐; Scheibenbremse	1	24.3727-0748.2 580748	L= 279 + Zub	
1.8 i 16V	92	09/00→03/02	☐; Scheibenbremse	1	24.3727-0748.2 580748	L= 279 + Zub	
2.0 i 16V	100	10/95→01/01	☐; Scheibenbremse	2	24.3727-0754.2 580754	L= 128 + Zub	
2.5 i GSi	143	05/98→09/99					
2.5 i V6	125	11/96→08/00					
2.6 i V6	125	09/00→03/02					
2.0 DI 16V	60	08/95→10/01	☐; 11/96→; Scheibenbremse	1	24.3727-0751.2 580751	L= 1.455 L2= 1.455 + Zub	
			☐; 11/96→; Scheibenbremse	1	24.3727-0748.2 580748	L= 279 + Zub	
			☐; 11/96→; Scheibenbremse	2	24.3727-0754.2 580754	L= 128 + Zub	
2.0 DTi 16V	74	08/95→10/01	☐; 06/97→; Scheibenbremse	1	24.3727-0751.2 580751	L= 1.455 L2= 1.455 + Zub	
			☐; 06/97→; Scheibenbremse	1	24.3727-0748.2 580748	L= 279 + Zub	
			☐; 06/97→; Scheibenbremse	2	24.3727-0754.2 580754	L= 128 + Zub	
2.2 DTi 16V	92	08/95→10/01	☐; 09/00→; Scheibenbremse	1	24.3727-0751.2 580751	L= 1.455 L2= 1.455 + Zub	
			☐; 09/00→; Scheibenbremse	1	24.3727-0748.2 580748	L= 279 + Zub	
			☐; 09/00→; Scheibenbremse	2	24.3727-0754.2 580754	L= 128 + Zub	
2.2 i 16V	108	08/95→10/01					








	kw			 	! #		
<b>VAUXHALL - VECTRA Mk II (C) 01/00→10/08</b>							
 <b>Seilzug, Feststellbremse</b>							
1.8 1.8 16V 1.8 16V Dualfuel 3.2 V6	103 90 90 155	01/06→07/08 04/02→07/08 04/02→07/08 06/03→07/08	➔	⏴; für Fahrzeuge ohne Schlechtwegeausführung; Scheibenbremse	1	24.3727-0758.2 580758	L= 1.630 L2= 1.573
2.0 16V Turbo	129	01/00→10/08	➔	⏴; 03/03→; für Fahrzeuge ohne Schlechtwegeausführung; Scheibenbremse	1	24.3727-0758.2 580758	L= 1.630 L2= 1.573
2.2 16V	108	01/02→10/08	➔	⏴; 04/02→; für Fahrzeuge ohne Schlechtwegeausführung; Scheibenbremse	1	24.3727-0758.2 580758	L= 1.630 L2= 1.573
2.2 direct	114	01/02→10/08	➔	⏴; 10/03→; für Fahrzeuge ohne Schlechtwegeausführung; Scheibenbremse	1	24.3727-0758.2 580758	L= 1.630 L2= 1.573
<b>VAUXHALL - VECTRA Mk II (C) Estate 10/03→07/08</b>							
 <b>Seilzug, Feststellbremse</b>							
1.9 CDTI 1.9 CDTI 16V 2.0 DTI 16V 2.2 DTI 16V 3.0 V6 CDTI	88 110 74 92 130	04/04→07/08 04/04→07/08 10/03→07/08 10/03→07/08 10/03→08/05	➔	⏴; für Fahrzeuge ohne Schlechtwegeausführung; Scheibenbremse	1	24.3727-0788.2 580788	L= 1.800 L2= 1.800
<b>VAUXHALL - VECTRA Mk II (C) GTS 08/02→07/08</b>							
 <b>Seilzug, Feststellbremse</b>							
1.8 1.8 16V 1.8 16V Dualfuel 2.0 16V Turbo 2.2 16V 2.2 direct 2.8 V6 Turbo 2.8 V6 Turbo 2.8 V6 Turbo 3.2 V6	103 90 90 129 108 114 169 184 188 155	01/06→07/08 08/02→07/08 08/02→07/08 03/03→07/08 08/02→07/08 10/03→08/05 08/05→07/08 08/06→07/08 08/05→07/08 08/02→07/08	➔	⏴; für Fahrzeuge ohne Schlechtwegeausführung; Scheibenbremse	1	24.3727-0758.2 580758	L= 1.630 L2= 1.573
<b>VAUXHALL - VIVA 01/15→</b>							
<b>Zubehörsatz, Bremsbacken</b>							
1.0 1.0	52 55	06/15→ 01/15→	➔			03.0137-9314.2 669314	
<b>VAUXHALL - VIVARO Combi (J7) 08/01→07/14</b>							
 <b>Seilzug, Feststellbremse</b>							
1.9 DI 1.9 DTI 2.0 16V	59 74 88	08/01→12/06 08/01→12/06 08/01→12/06	←	⏴; für Linkslenker; → AV606709 / AY606709; Kasten/Kombi; kurzer Radstand	1	24.3727-0796.2 580796	Satz L= 1.245 L2= 498
			←	⏴; für Linkslenker; → AV606709 / AY606709; Kasten/Kombi; langer Radstand	1	24.3727-0797.2 580797	Satz L= 1.643 L2= 498
			➔	☐		24.3727-1068.2 581068	L= 1.503
			➔	☐		24.3727-1071.2 581071	L= 1.603
2.0 CDTI 2.5 CDTI	66 107	01/06→07/14 01/06→07/14	←	⏴; 08/06→; → AV606709 / AY606709; für Linkslenker; Kasten/Kombi; kurzer Radstand	1	24.3727-0796.2 580796	Satz L= 1.245 L2= 498
			←	⏴; 08/06→; → AV606709 / AY606709; für Linkslenker; Kasten/Kombi; langer Radstand	1	24.3727-0797.2 580797	Satz L= 1.643 L2= 498
			➔	☐; 08/06→ 06/14		24.3727-1068.2 581068	L= 1.503
			➔	☐; 08/06→ 06/14		24.3727-1071.2 581071	L= 1.603
2.0 CDTI 2.0 ECOTEC 2.5 CDTI 2.5 DTI	84 86 84 99	08/06→07/14 08/06→07/14 08/06→07/14 07/03→07/14	←	⏴; für Linkslenker; → AV606709 / AY606709; Kasten/Kombi; kurzer Radstand	1	24.3727-0796.2 580796	Satz L= 1.245 L2= 498
			←	⏴; für Linkslenker; → AV606709 / AY606709; Kasten/Kombi; langer Radstand	1	24.3727-0797.2 580797	Satz L= 1.643 L2= 498
			➔	☐; → 06/14		24.3727-1068.2 581068	L= 1.503
			➔	☐; → 06/14		24.3727-1071.2 581071	L= 1.603












	kw			 	! #		
<b>VAUXHALL - VIVARO Kasten (F7) 08/01→07/14</b>							
 <b>Seilzug, Feststellbremse</b>							
1.9 DI 1.9 DTI 2.0 16V 2.5 CDTI	59 74 88 84	08/01→12/06 08/01→12/06 08/01→12/06 08/06→08/08	←	☒; für Linkslenker; → AV606709 / AY606709; Kasten/Kombi; kurzer Radstand	1	24.3727-0796.2 580796	Satz L= 1.245 L2= 498
			←	☒; für Linkslenker; → AV606709 / AY606709; Kasten/Kombi; langer Radstand	1	24.3727-0797.2 580797	Satz L= 1.643 L2= 498
			→	☐		24.3727-1068.2 581068	L= 1.503
			→	☐		24.3727-1071.2 581071	L= 1.603
2.0 CDTI	66	01/06→07/14	←	☒; 08/06→; → AV606709 / AY606709; für Linkslenker; Kasten/Kombi; kurzer Radstand	1	24.3727-0796.2 580796	Satz L= 1.245 L2= 498
			←	☒; 08/06→; → AV606709 / AY606709; für Linkslenker; Kasten/Kombi; langer Radstand	1	24.3727-0797.2 580797	Satz L= 1.643 L2= 498
			→	☐; 08/06→ 06/14		24.3727-1068.2 581068	L= 1.503
			→	☐; 08/06→ 06/14		24.3727-1071.2 581071	L= 1.603
2.0 CDTI 2.0 ECOTEC 2.5 CDTI 2.5 DTI	84 86 107 99	08/06→07/14 08/06→07/14 08/06→07/14 07/03→07/14	←	☒; für Linkslenker; → AV606709 / AY606709; Kasten/Kombi; kurzer Radstand	1	24.3727-0796.2 580796	Satz L= 1.245 L2= 498
			←	☒; für Linkslenker; → AV606709 / AY606709; Kasten/Kombi; langer Radstand	1	24.3727-0797.2 580797	Satz L= 1.643 L2= 498
			→	☐; → 06/14		24.3727-1068.2 581068	L= 1.503
			→	☐; → 06/14		24.3727-1071.2 581071	L= 1.603
<b>VAUXHALL - VIVARO Pritsche/Fahrgestell (E7) 04/03→07/14</b>							
 <b>Seilzug, Feststellbremse</b>							
1.9 DI 2.0 16V 2.0 CDTI 2.0 ECOTEC 2.5 CDTI 2.5 CDTI	59 88 84 86 84 107	04/03→07/14 04/03→07/14 08/06→07/14 08/06→07/14 08/06→07/14 08/06→07/14	←	☒; → AV606709 / AY606709; für Linkslenker; Kasten/Kombi; kurzer Radstand	1	24.3727-0796.2 580796	Satz L= 1.245 L2= 498
			←	☒; → AV606709 / AY606709; für Linkslenker; Kasten/Kombi; langer Radstand	1	24.3727-0797.2 580797	Satz L= 1.643 L2= 498
			→	☐; → 06/14		24.3727-1068.2 581068	L= 1.503
			→	☐; → 06/14		24.3727-1071.2 581071	L= 1.603
2.0 CDTI	66	01/06→07/14	←	☒; 08/06→; → AV606709 / AY606709; für Linkslenker; Kasten/Kombi; kurzer Radstand	1	24.3727-0796.2 580796	Satz L= 1.245 L2= 498
			←	☒; 08/06→; → AV606709 / AY606709; für Linkslenker; Kasten/Kombi; langer Radstand	1	24.3727-0797.2 580797	Satz L= 1.643 L2= 498
			→	☐; 08/06→ 06/14		24.3727-1068.2 581068	L= 1.503
			→	☐; 08/06→ 06/14		24.3727-1071.2 581071	L= 1.603
2.5 CDTI	99	04/03→07/06	←	☒; 05/03→; für Linkslenker; → AV606709 / AY606709; Kasten/Kombi; kurzer Radstand	1	24.3727-0796.2 580796	Satz L= 1.245 L2= 498
			←	☒; 05/03→; für Linkslenker; → AV606709 / AY606709; Kasten/Kombi; langer Radstand	1	24.3727-0797.2 580797	Satz L= 1.643 L2= 498
			→	☐; 05/03→		24.3727-1068.2 581068	L= 1.503
			→	☐; 05/03→		24.3727-1071.2 581071	L= 1.603
<b>VAUXHALL - ZAFIRA Mk I (A) (F75) 11/98→08/05</b>							
 <b>Radbremszylinder</b>							
1.6 16V	74	04/99→08/05	→	→ 06/05		24.3220-1719.3 020448	Ø 20,64 ALU
1.6 CNG	71	09/01→06/05	→			24.3220-1719.3 020448	Ø 20,64 ALU
1.6 Dualfuel	74	11/98→08/05	→	04/99→ 06/05		24.3220-1719.3 020448	Ø 20,64 ALU
<b>Zubehörsatz, Bremsbacken</b>							
1.6 16V	74	04/99→08/05		→ 12999999		03.0137-9215.2 669215	
			→	22000001→; → 06/05		03.0137-9215.2 669215	
1.6 CNG	71	09/01→06/05		→ 12999999		03.0137-9215.2 669215	
			→	22000001→		03.0137-9215.2 669215	
1.6 Dualfuel	74	11/98→08/05		04/99→; → 12999999		03.0137-9215.2 669215	
			→	22000001→; → 06/05		03.0137-9215.2 669215	
↓							













	kw					! #		
<b>VAUXHALL - ZAFIRA Mk I (A) (F75) 11/98→08/05</b>								
<b>Bremstrommel</b>								
1.6 16V	74	04/99→08/05	➡	→ 06/05		24.0223-0018.2	480136	Ø 230,0 x 49,3 / 231
1.6 CNG	71	09/01→06/05	➡			24.0223-0018.2	480136	Ø 230,0 x 49,3 / 231
1.6 Dualfuel	74	11/98→08/05	➡	04/99→ 06/05		24.0223-0018.2	480136	Ø 230,0 x 49,3 / 231
<b>Bremsbackensatz</b>								
1.6 16V	74	04/99→08/05	➡	→ 12999999		03.0137-0322.2	650322	Ø 230 x 42
			➡	22000001→; → 06/05		03.0520-7320.3	697320	TRW Ø 230 x 42 Ø 20,64 + RZ / + Zub TopKit
1.6 CNG	71	09/01→06/05	➡	→ 12999999		03.0137-0322.2	650322	Ø 230 x 42
			➡	22000001→		03.0520-7320.3	697320	TRW Ø 230 x 42 Ø 20,64 + RZ / + Zub TopKit
1.6 Dualfuel	74	11/98→08/05	➡	04/99→; → 12999999		03.0137-0322.2	650322	Ø 230 x 42
			➡	22000001→; → 06/05		03.0520-7320.3	697320	TRW Ø 230 x 42 Ø 20,64 + RZ / + Zub TopKit
<b>Seilzug, Feststellbremse</b>								
1.6 16V	74	04/99→08/05	←	⬆; → 22006460; Scheibenbremse	1	24.3727-0748.2	580748	L= 279 + Zub
			←	⬆; für Fahrzeuge mit verstärktem Fahrwerk; → 06/05; Trommelbremse	1	24.3727-0748.2	580748	L= 279 + Zub
			←	⬆; 22006461→ 32999999; Scheibenbremse	1	24.3727-0748.2	580748	L= 279 + Zub
			←	⬆; → 1H999999; Scheibenbremse	1	24.3727-0748.2	580748	L= 279 + Zub
			←	⬆; 42000001→; → 06/05; Scheibenbremse	1	24.3727-0748.2	580748	L= 279 + Zub
			←	⬆; 2H000001→ 32999999; Scheibenbremse	1	24.3727-0748.2	580748	L= 279 + Zub
			←	⬆; für Fahrzeuge ohne verstärktes Fahrwerk; → 06/05; Trommelbremse	1	24.3727-0748.2	580748	L= 279 + Zub
			➡	⬇; für Fahrzeuge mit verstärktem Fahrwerk; → 06/05; Trommelbremse	2	24.3727-0746.2	580746	L= 182 + Zub
			➡	⬇; für Fahrzeuge ohne verstärktes Fahrwerk; → 06/05; Trommelbremse	2	24.3727-0746.2	580746	L= 182 + Zub
			➡	⬇; 22006461→ 32999999; Scheibenbremse	1	24.3727-0756.2	580756	L= 1.680 L2= 1.680 + Zub
			➡	⬇; 2H000001→ 32999999; Scheibenbremse	1	24.3727-0756.2	580756	L= 1.680 L2= 1.680 + Zub
			➡	⬇; → 22006460; Scheibenbremse	1	24.3727-0757.2	580757	L= 1.680 L2= 1.680 + Zub
			➡	⬇; → 1H999999; Scheibenbremse	1	24.3727-0757.2	580757	L= 1.680 L2= 1.680 + Zub
			➡	⬇; 42000001→; → 06/05; für Fahrzeuge ohne Schlechtwegeausführung; Scheibenbremse	1	24.3727-0784.2	580784	L= 1.677 L2= 1.677 + Zub
1.6 CNG	71	09/01→06/05	←	⬆; → 1H999999; Scheibenbremse	1	24.3727-0748.2	580748	L= 279 + Zub
			←	⬆; für Fahrzeuge ohne verstärktes Fahrwerk; Trommelbremse	1	24.3727-0748.2	580748	L= 279 + Zub
			←	⬆; 22006461→ 32999999; Scheibenbremse	1	24.3727-0748.2	580748	L= 279 + Zub
			←	⬆; 42000001→; Scheibenbremse	1	24.3727-0748.2	580748	L= 279 + Zub
			←	⬆; → 22006460; Scheibenbremse	1	24.3727-0748.2	580748	L= 279 + Zub
			←	⬆; 2H000001→ 32999999; Scheibenbremse	1	24.3727-0748.2	580748	L= 279 + Zub
			←	⬆; für Fahrzeuge mit verstärktem Fahrwerk; Trommelbremse	1	24.3727-0748.2	580748	L= 279 + Zub
			➡	⬇; für Fahrzeuge ohne verstärktes Fahrwerk; Trommelbremse	2	24.3727-0746.2	580746	L= 182 + Zub
			➡	⬇; für Fahrzeuge mit verstärktem Fahrwerk; Trommelbremse	2	24.3727-0746.2	580746	L= 182 + Zub



























	kw			 	! #		
<b>VAUXHALL - ZAFIRA Mk I (A) (F75) 11/98→08/05</b>							
<b>Seilzug, Feststellbremse</b>							
1.6 CNG	71	09/01→06/05	➡	⏴; 2H000001→32999999; Scheibenbremse	1	24.3727-0756.2 580756	L= 1.680 L2= 1.680 + Zub
			➡	⏴; 22006461→32999999; Scheibenbremse	1	24.3727-0756.2 580756	L= 1.680 L2= 1.680 + Zub
			➡	⏴; → 22006460; Scheibenbremse	1	24.3727-0757.2 580757	L= 1.680 L2= 1.680 + Zub
			➡	⏴; → 1H999999; Scheibenbremse	1	24.3727-0757.2 580757	L= 1.680 L2= 1.680 + Zub
			➡	⏴; 42000001→; für Fahrzeuge ohne Schlechtwegeausführung; Scheibenbremse	1	24.3727-0784.2 580784	L= 1.677 L2= 1.677 + Zub
1.6 Dualfuel	74	11/98→08/05	←	⏴; 04/99→; → 22006460; Scheibenbremse	1	24.3727-0748.2 580748	L= 279 + Zub
			←	⏴; 04/99→; für Fahrzeuge ohne verstärktes Fahrwerk; → 06/05; Trommelbremse	1	24.3727-0748.2 580748	L= 279 + Zub
			←	⏴; 04/99→; für Fahrzeuge mit verstärktem Fahrwerk; → 06/05; Trommelbremse	1	24.3727-0748.2 580748	L= 279 + Zub
			←	⏴; 42000001→; → 06/05; Scheibenbremse	1	24.3727-0748.2 580748	L= 279 + Zub
			←	⏴; 04/99→; → 1H999999; Scheibenbremse	1	24.3727-0748.2 580748	L= 279 + Zub
			←	⏴; 22006461→32999999; Scheibenbremse	1	24.3727-0748.2 580748	L= 279 + Zub
			←	⏴; 2H000001→32999999; Scheibenbremse	1	24.3727-0748.2 580748	L= 279 + Zub
			➡	⏴; 04/99→; für Fahrzeuge mit verstärktem Fahrwerk; → 06/05; Trommelbremse	2	24.3727-0746.2 580746	L= 182 + Zub
			➡	⏴; 04/99→; für Fahrzeuge ohne verstärktes Fahrwerk; → 06/05; Trommelbremse	2	24.3727-0746.2 580746	L= 182 + Zub
			➡	⏴; 22006461→32999999; Scheibenbremse	1	24.3727-0756.2 580756	L= 1.680 L2= 1.680 + Zub
			➡	⏴; 2H000001→32999999; Scheibenbremse	1	24.3727-0756.2 580756	L= 1.680 L2= 1.680 + Zub
			➡	⏴; 04/99→; → 22006460; Scheibenbremse	1	24.3727-0757.2 580757	L= 1.680 L2= 1.680 + Zub
			➡	⏴; 04/99→; → 1H999999; Scheibenbremse	1	24.3727-0757.2 580757	L= 1.680 L2= 1.680 + Zub
			➡	⏴; 42000001→; → 06/05; für Fahrzeuge ohne Schlechtwegeausführung; Scheibenbremse	1	24.3727-0784.2 580784	L= 1.677 L2= 1.677 + Zub
			1.8 16V 2.0 2.0 GSI Turbo	85 147 141	05/99→08/00 06/02→06/05 09/01→06/05	←	⏴; → 1H999999; Scheibenbremse
←	⏴; 42000001→; Scheibenbremse	1				24.3727-0748.2 580748	L= 279 + Zub
←	⏴; 22006461→32999999; Scheibenbremse	1				24.3727-0748.2 580748	L= 279 + Zub
←	⏴; 2H000001→32999999; Scheibenbremse	1				24.3727-0748.2 580748	L= 279 + Zub
←	⏴; → 22006460; Scheibenbremse	1				24.3727-0748.2 580748	L= 279 + Zub
➡	⏴; 2H000001→32999999; Scheibenbremse	1				24.3727-0756.2 580756	L= 1.680 L2= 1.680 + Zub
➡	⏴; 22006461→32999999; Scheibenbremse	1				24.3727-0756.2 580756	L= 1.680 L2= 1.680 + Zub
➡	⏴; → 22006460; Scheibenbremse	1				24.3727-0757.2 580757	L= 1.680 L2= 1.680 + Zub
➡	⏴; → 1H999999; Scheibenbremse	1				24.3727-0757.2 580757	L= 1.680 L2= 1.680 + Zub
➡	⏴; 42000001→; für Fahrzeuge ohne Schlechtwegeausführung; Scheibenbremse	1				24.3727-0784.2 580784	L= 1.677 L2= 1.677 + Zub
1.8 16V 1.8 Dualfuel 2.0 DI 16V	92 92 60	09/00→08/05 09/00→08/05 10/99→08/05	←	⏴; → 1H999999; Scheibenbremse	1	24.3727-0748.2 580748	L= 279 + Zub
			←	⏴; 42000001→; → 06/05; Scheibenbremse	1	24.3727-0748.2 580748	L= 279 + Zub
			←	⏴; 22006461→32999999; Scheibenbremse	1	24.3727-0748.2 580748	L= 279 + Zub
			←	⏴; → 22006460; Scheibenbremse	1	24.3727-0748.2 580748	L= 279 + Zub
			←	⏴; 2H000001→32999999; Scheibenbremse	1	24.3727-0748.2 580748	L= 279 + Zub
			➡	⏴; 2H000001→32999999; Scheibenbremse	1	24.3727-0756.2 580756	L= 1.680 L2= 1.680 + Zub
			➡	⏴; 22006461→32999999; Scheibenbremse	1	24.3727-0756.2 580756	L= 1.680 L2= 1.680 + Zub















	kw			 	! #			
<b>VAUXHALL - ZAFIRA Mk I (A) (F75) 11/98→08/05</b>								
 <b>Seilzug, Feststellbremse</b>								
1.8 16V 1.8 Dualfuel 2.0 DI 16V	92 92 60	09/00→08/05 09/00→08/05 10/99→08/05	➡ ➡ ➡	⏴; → 1H999999; Scheibenbremse ⏴; → 22006460; Scheibenbremse ⏴; 42000001→; → 06/05; für Fahrzeuge ohne Schlechtwegeaus- führung; Scheibenbremse	1 1 1	24.3727-0757.2 24.3727-0757.2 24.3727-0784.2	580757 580757 580784	L= 1.680 L2= 1.680 + Zub L= 1.680 L2= 1.680 + Zub L= 1.677 L2= 1.677 + Zub
2.0 DTI 16V	74	04/99→08/05	← ← ← ← ← ➡ ➡ ➡ ➡ ➡	⏴; 06/00→; → 22006460; Scheibenbremse ⏴; 42000001→; → 06/05; Scheibenbremse ⏴; 22006461→ 32999999; Scheibenbremse ⏴; 06/00→; → 1H999999; Scheibenbremse ⏴; 2H000001→ 32999999; Scheibenbremse ⏴; 2H000001→ 32999999; Scheibenbremse ⏴; 22006461→ 32999999; Scheibenbremse ⏴; 06/00→; → 1H999999; Scheibenbremse ⏴; 06/00→; → 22006460; Scheibenbremse ⏴; 42000001→; → 06/05; für Fahrzeuge ohne Schlechtwegeaus- führung; Scheibenbremse	1 1 1 1 1 1 1 1 1 1	24.3727-0748.2 24.3727-0748.2 24.3727-0748.2 24.3727-0748.2 24.3727-0748.2 24.3727-0756.2 24.3727-0756.2 24.3727-0757.2 24.3727-0757.2 24.3727-0784.2	580748 580748 580748 580748 580748 580756 580756 580757 580757 580784	L= 279 + Zub L= 279 + Zub L= 279 + Zub L= 279 + Zub L= 279 + Zub L= 1.680 L2= 1.680 + Zub L= 1.680 L2= 1.680 + Zub L= 1.680 L2= 1.680 + Zub L= 1.680 L2= 1.680 + Zub L= 1.677 L2= 1.677 + Zub
2.2 16V	108	11/98→08/04	← ← ← ← ← ➡ ➡ ➡ ➡ ➡	⏴; 09/00→; → 22006460; Scheibenbremse ⏴; 42000001→; Scheibenbremse ⏴; 2H000001→ 32999999; Scheibenbremse ⏴; 22006461→ 32999999; Scheibenbremse ⏴; 09/00→; → 1H999999; Scheibenbremse ⏴; 22006461→ 32999999; Scheibenbremse ⏴; 2H000001→ 32999999; Scheibenbremse ⏴; 09/00→; → 1H999999; Scheibenbremse ⏴; 09/00→; → 22006460; Scheibenbremse ⏴; 42000001→; für Fahrzeuge ohne Schlechtwegeaus- führung; Scheibenbremse	1 1 1 1 1 1 1 1 1 1	24.3727-0748.2 24.3727-0748.2 24.3727-0748.2 24.3727-0748.2 24.3727-0748.2 24.3727-0756.2 24.3727-0756.2 24.3727-0757.2 24.3727-0757.2 24.3727-0784.2	580748 580748 580748 580748 580748 580756 580756 580757 580757 580784	L= 279 + Zub L= 279 + Zub L= 279 + Zub L= 279 + Zub L= 279 + Zub L= 1.680 L2= 1.680 + Zub L= 1.680 L2= 1.680 + Zub L= 1.680 L2= 1.680 + Zub L= 1.680 L2= 1.680 + Zub L= 1.677 L2= 1.677 + Zub
2.2 D	92	06/01→06/05	← ← ← ← ← ➡ ➡ ➡ ➡ ➡	⏴; 42000001→; Scheibenbremse ⏴; 01/02→; → 22006460; Scheibenbremse ⏴; 22006461→ 32999999; Scheibenbremse ⏴; 01/02→; → 1H999999; Scheibenbremse ⏴; 2H000001→ 32999999; Scheibenbremse ⏴; 2H000001→ 32999999; Scheibenbremse ⏴; 22006461→ 32999999; Scheibenbremse ⏴; 01/02→; → 1H999999; Scheibenbremse ⏴; 01/02→; → 22006460; Scheibenbremse ⏴; 42000001→; für Fahrzeuge ohne Schlechtwegeaus- führung; Scheibenbremse	1 1 1 1 1 1 1 1 1 1	24.3727-0748.2 24.3727-0748.2 24.3727-0748.2 24.3727-0748.2 24.3727-0748.2 24.3727-0756.2 24.3727-0756.2 24.3727-0757.2 24.3727-0757.2 24.3727-0784.2	580748 580748 580748 580748 580748 580756 580756 580757 580757 580784	L= 279 + Zub L= 279 + Zub L= 279 + Zub L= 279 + Zub L= 279 + Zub L= 1.680 L2= 1.680 + Zub L= 1.680 L2= 1.680 + Zub L= 1.680 L2= 1.680 + Zub L= 1.680 L2= 1.680 + Zub L= 1.677 L2= 1.677 + Zub
<b>VAUXHALL - ZAFIRA Mk II (B) (M75) 04/05→11/14</b>								
 <b>Seilzug, Feststellbremse</b>								
1.6 1.6 ↓	77 85	07/05→11/14 12/07→11/14	➡	⏴; Scheibenbremse	1	24.3727-0790.2	580790	L= 1.749 L2= 1.774 + Zub











	kW			 	! #		
<b>VAUXHALL - ZAFIRA Mk II (B) (M75) 04/05→11/14</b>							
 <b>Seilzug, Feststellbremse</b>							
1.6 CNG Turbo	110	02/09→11/14	➔	⬇; Scheibenbremse	1	24.3727-0790.2 580790	L= 1.749 L2= 1.774 + Zub
1.7 CDTI	81	04/09→11/14					
1.7 CDTI	92	01/08→11/14					
1.9 CDTI	74	07/05→11/14					
1.9 CDTI	88	07/05→11/14					
1.9 CDTI	110	07/05→11/14					
2.0	147	07/05→11/14					
2.0	176	01/06→11/14					
2.2	110	07/05→11/14					
1.6 CNG	69	07/05→11/14	➔	⬇; 01/06→; Scheibenbremse	1	24.3727-0790.2 580790	L= 1.749 L2= 1.774 + Zub
1.8	88	04/13→11/14	➔	⬇; 06/13→; Scheibenbremse	1	24.3727-0790.2 580790	L= 1.749 L2= 1.774 + Zub
1.8	103	04/05→11/14	➔	⬇; 07/05→; Scheibenbremse	1	24.3727-0790.2 580790	L= 1.749 L2= 1.774 + Zub
<b>VOLVO - 440 K (445) 08/88→12/96</b>							
 <b>Radbremszylinder</b>							
1.6	61	09/88→12/96	➔	☐		24.3220-1113.3 020224	Ø 20,64 GG
1.7	64	09/88→12/96					
1.7	75	08/89→12/96					
1.7	78	09/88→12/96					
1.8	66	08/91→07/96					
1.8	66	09/95→12/96					
1.9 Turbo-Diesel	66	07/94→12/96					
2.0	80	08/93→07/96					
<b>Zubehörsatz, Bremsbacken</b>							
1.6	61	09/88→12/96	➔			03.0137-9158.2 669158	TRW
1.7	64	09/88→12/96					
1.7	75	08/89→12/96					
1.7	78	09/88→12/96					
1.8	66	08/91→07/96					
1.8	66	09/95→12/96					
1.9 Turbo-Diesel	66	07/94→12/96					
2.0	80	08/93→07/96					
 <b>Bremstrommel</b>							
1.6	61	09/88→12/96	➔			24.0220-3015.1 480091	Ø 203,0 x 46,5 / 204,5
1.7	64	09/88→12/96					
1.7	75	08/89→12/96					
1.7	78	09/88→12/96					
1.8	66	08/91→07/96					
1.8	66	09/95→12/96					
1.9 Turbo-Diesel	66	07/94→12/96					
2.0	80	08/93→07/96					
 <b>Bremsbackensatz</b>							
1.6	61	09/88→12/96	➔			03.0137-0258.2 650258	TRW Ø 203 x 38 + HEB
1.7	64	09/88→12/96					
1.7	75	08/89→12/96					
1.7	78	09/88→12/96					
1.8	66	08/91→07/96					
1.8	66	09/95→12/96					
1.9 Turbo-Diesel	66	07/94→12/96					
2.0	80	08/93→07/96					
 <b>Seilzug, Feststellbremse</b>							
1.6	61	09/88→12/96	➔	⬇; Trommelbremse	2	24.3727-1307.2 581307	L= 1.365
1.7	64	09/88→12/96					
1.7	75	08/89→12/96	➔	⬇; → ELC 165500; Trommelbremse	2	24.3727-1307.2 581307	L= 1.365
			➔	⬇; EMC 165501→; Scheibenbremse	2	24.3727-1309.2 581309	L= 1.428
			➔	⬇; EMC 165501→; Trommelbremse	2	24.3727-1310.2 581310	L= 1.338
			➔	⬇; Trommelbremse	2	24.3727-1307.2 581307	L= 1.365
1.7	78	09/88→12/96	➔	⬇; EMC 165501→; Scheibenbremse	2	24.3727-1309.2 581309	L= 1.428
			➔	⬇; Trommelbremse	2	24.3727-1307.2 581307	L= 1.365
1.7 Turbo	88	08/88→07/96	➔	⬇; EMC 165501→; Scheibenbremse	2	24.3727-1309.2 581309	L= 1.428
1.7 Turbo	90	01/91→12/96					
1.8	66	08/91→07/96	➔	⬇; Scheibenbremse	2	24.3727-1309.2 581309	L= 1.428
1.8	66	09/95→12/96					
1.9 Turbo-Diesel	66	07/94→12/96	➔	⬇; Trommelbremse	2	24.3727-1310.2 581310	L= 1.338
2.0	80	08/93→07/96	➔	⬇; Trommelbremse	2	24.3727-1310.2 581310	L= 1.338
2.0	81	08/92→07/95	➔	⬇; Scheibenbremse	2	24.3727-1309.2 581309	L= 1.428











	kW			 	! #		
<b>VOLVO - 460 L (464) 09/88→07/96</b>							
 <b>Radbremszylinder</b>							
1.6	61	07/92→07/96	➔	<input type="checkbox"/>		24.3220-1113.3 020224	Ø 20,64 GG
1.7	64	09/88→07/96					
1.7	66	09/90→07/96					
1.8	66	08/91→07/96					
1.9 Turbo-Diesel	66	07/94→07/96					
2.0	80	08/93→07/96					
<b>Zubehörsatz, Bremsbacken</b>							
1.6	61	07/92→07/96	➔			03.0137-9158.2 669158	TRW
1.7	64	09/88→07/96					
1.7	66	09/90→07/96					
1.8	66	08/91→07/96					
1.9 Turbo-Diesel	66	07/94→07/96					
2.0	80	08/93→07/96					
 <b>Bremstrommel</b>							
1.6	61	07/92→07/96	➔			24.0220-3015.1 480091	Ø 203,0 x 46,5 / 204,5
1.7	64	09/88→07/96					
1.7	66	09/90→07/96					
1.8	66	08/91→07/96					
1.9 Turbo-Diesel	66	07/94→07/96					
2.0	80	08/93→07/96					
 <b>Bremsbackensatz</b>							
1.6	61	07/92→07/96	➔			03.0137-0258.2 650258	TRW Ø 203 x 38 + HEB
1.7	64	09/88→07/96					
1.7	66	09/90→07/96					
1.8	66	08/91→07/96					
1.9 Turbo-Diesel	66	07/94→07/96					
2.0	80	08/93→07/96					
 <b>Seilzug, Feststellbremse</b>							
1.6	61	07/92→07/96	➔	⏏; Trommelbremse	2	24.3727-1310.2 581310	L= 1.338
2.0	80	08/93→07/96					
1.7	64	09/88→07/96	➔	⏏; → ELC 165500; Trommelbremse	2	24.3727-1307.2 581307	L= 1.365
1.7	66	09/90→07/96	➔	⏏; ELC 165501→; Trommelbremse	2	24.3727-1310.2 581310	L= 1.338
1.7 Turbo	88	08/89→07/96	➔	⏏; ELC 165501→; Scheibenbremse	2	24.3727-1309.2 581309	L= 1.428
1.7 Turbo	90	01/91→07/96	➔	⏏; Scheibenbremse	2	24.3727-1309.2 581309	L= 1.428
2.0	81	08/92→07/95					
1.8	66	08/91→07/96	➔	⏏; Scheibenbremse	2	24.3727-1309.2 581309	L= 1.428
1.9 Turbo-Diesel	66	07/94→07/96	➔	⏏; Trommelbremse	2	24.3727-1310.2 581310	L= 1.338
<b>VOLVO - 480 E 04/86→07/96</b>							
 <b>Seilzug, Feststellbremse</b>							
1.7	75	08/89→07/96	➔	⏏; 09/90→; Scheibenbremse	2	24.3727-1309.2 581309	L= 1.428
1.7 Turbo	88	08/87→07/96					
1.7 Turbo	90	01/91→07/96	➔	⏏; Scheibenbremse	2	24.3727-1309.2 581309	L= 1.428
2.0	81	08/92→09/95					
<b>VOLVO - 850 (LS) 06/91→10/97</b>							
 <b>Bremsbackensatz, Feststellbremse</b>							
2.0	93	08/94→12/96	➔			03.0137-0260.2 650260	Ø 178 x 25
2.0	105	06/91→12/96					
2.0 Turbo	132	09/93→10/96					
2.0 Turbo	155	08/93→12/96					
2.3 T5	166	08/93→07/96					
2.3 T5 R	176	04/96→10/96					
2.3 T5-R	184	08/95→12/96					
2.4	106	08/94→12/96					
2.4	125	08/91→12/96					
2.5 TDI	103	08/95→12/96					
2.3 Turbo R	177	06/95→10/96	➔	08/95→		03.0137-0260.2 650260	Ø 178 x 25
2.3 Turbo R	179	09/94→10/97	➔	08/95→ 12/96		03.0137-0260.2 650260	Ø 178 x 25
<b>Zubehörsatz, Feststellbremsbacken</b>							
2.0	93	08/94→12/96				03.0137-9176.2 669176	
2.0	105	06/91→12/96					
2.0 Turbo	132	09/93→10/96					
2.0 Turbo	155	08/93→12/96					
2.3 T5	166	08/93→07/96					
2.3 T5 R	176	04/96→10/96					
2.3 T5-R	184	08/95→12/96					
2.4	106	08/94→12/96					
2.4	125	08/91→12/96					
↓							










	kw			 	! #		
<b>VOLVO - 850 (LS) 06/91→10/97</b>							
<b>Zubehörsatz, Feststellbremsbacken</b>							
2.5 TDI	103	08/95→12/96				03.0137-9176.2 669176	
2.3 Turbo R	177	06/95→10/96		08/95→		03.0137-9176.2 669176	
2.3 Turbo R	179	09/94→10/97		08/95→ 12/96		03.0137-9176.2 669176	
<b> Seilzug, Feststellbremse</b>							
2.0	93	08/94→12/96	➡	⬇; Scheibenbremse	2	24.3727-1308.2 581308	L= 1.670
2.0	105	06/91→12/96					
2.0 Turbo	132	09/93→10/96					
2.0 Turbo	155	08/93→12/96					
2.3 T5	166	08/93→07/96					
2.4	106	08/94→12/96					
2.5 TDI	103	08/95→12/96					
2.3 T5 R	176	04/96→10/96	➡	⬇; → 04/96; Scheibenbremse	2	24.3727-1308.2 581308	L= 1.670
2.3 T5-R	184	08/95→12/96					
2.3 Turbo R	177	06/95→10/96	➡	⬇; 08/95→ 04/96; Scheibenbremse	2	24.3727-1308.2 581308	L= 1.670
2.3 Turbo R	179	09/94→10/97					
2.4	125	08/91→12/96	➡	⬇; 047066→; Scheibenbremse	2	24.3727-1308.2 581308	L= 1.670
<b>VOLVO - 850 Kombi (LW) 04/92→10/97</b>							
<b> Bremsbackensatz, Feststellbremse</b>							
2.0	93	08/94→12/96	➡			03.0137-0260.2 650260	Ø 178 x 25
2.0	105	02/93→12/96					
2.0 Turbo	155	02/93→12/96					
2.3 T5	166	02/93→12/96					
2.3 T5 R	176	04/96→10/96					
2.3 T5-R	184	08/95→12/96					
2.4	106	08/94→12/96					
2.4	125	09/92→12/96					
2.5 TDI	103	08/95→12/96					
2.0 Turbo	132	09/93→10/97	➡	→ 12/96		03.0137-0260.2 650260	Ø 178 x 25
2.3 Turbo R	177	06/95→10/97	➡	08/95→ 12/96		03.0137-0260.2 650260	Ø 178 x 25
2.4 AWD	142	04/96→12/96	➡			03.0137-0449.2 650449	Ø 178 x 25
<b>Zubehörsatz, Feststellbremsbacken</b>							
2.0	93	08/94→12/96	➡			03.0137-9176.2 669176	
2.0	105	02/93→12/96					
2.0 Turbo	155	02/93→12/96					
2.3 T5	166	02/93→12/96					
2.3 T5 R	176	04/96→10/96					
2.3 T5-R	184	08/95→12/96					
2.4	106	08/94→12/96					
2.4	125	09/92→12/96					
2.5 TDI	103	08/95→12/96					
2.0 Turbo	132	09/93→10/97	➡	→ 12/96		03.0137-9176.2 669176	
2.3 Turbo R	177	06/95→10/97	➡	08/95→ 12/96		03.0137-9176.2 669176	
<b> Seilzug, Feststellbremse</b>							
2.0	93	08/94→12/96	➡	⬇; Scheibenbremse	2	24.3727-1308.2 581308	L= 1.670
2.0	105	02/93→12/96					
2.0 Turbo	155	02/93→12/96					
2.3 T5	166	02/93→12/96					
2.3 T5 R	176	04/96→10/96					
2.3 T5-R	184	08/95→12/96					
2.4	106	08/94→12/96					
2.4	125	09/92→12/96					
2.5 TDI	103	08/95→12/96					
2.0 Turbo	132	09/93→10/97	➡	⬇; → 12/96; Scheibenbremse	2	24.3727-1308.2 581308	L= 1.670
2.3 Turbo R	177	06/95→10/97	➡	⬇; 08/95→ 12/96; Scheibenbremse	2	24.3727-1308.2 581308	L= 1.670
<b>VOLVO - 940 II (944) 08/94→12/98</b>							
<b> Bremsbackensatz, Feststellbremse</b>							
2.0 Turbo	114	04/96→10/98	➡	nicht für Multi-link Achse		03.0137-0169.2 650169	Ø 160 x 25
2.3	85	08/94→07/95					
2.3	96	08/94→10/98	➡	Multi-link Achse		03.0137-0299.2 650299	Ø 160 x 25
2.3 ti	99	01/95→10/98					
2.3 Turbo	121	08/94→10/98					
2.4 TD Interc.	90	08/94→10/98					
2.3 Turbo	126	01/95→12/98	➡	→ 10/98; nicht für Multi-link Achse		03.0137-0169.2 650169	Ø 160 x 25
			➡	→ 10/98; Multi-link Achse		03.0137-0299.2 650299	Ø 160 x 25
<b>Zubehörsatz, Feststellbremsbacken</b>							
2.0 Turbo	114	04/96→10/98	➡	nicht für Multi-link Achse		03.0137-9065.2 669065	
↓							










	kw			 	! #		
<b>VOLVO - 940 II (944) 08/94→12/98</b>							
<b>Zubehörsatz, Feststellbremsbacken</b>							
2.3	85	08/94→07/95	➡	Multi-link Achse		03.0137-9199.2	669199
2.3	96	08/94→10/98					
2.3 ti	99	01/95→10/98					
2.3 Turbo	121	08/94→10/98					
2.4 TD Interc.	90	08/94→10/98					
2.3 Turbo	126	01/95→12/98	➡	→ 10/98; nicht für Multi-link Achse		03.0137-9065.2	669065
			➡	→ 10/98; Multi-link Achse		03.0137-9199.2	669199
<b>VOLVO - 940 II Kombi (945) 08/94→10/98</b>							
 <b>Bremsbackensatz, Feststellbremse</b>							
2.0 Turbo	114	04/96→10/98	➡	nicht für Multi-link Achse		03.0137-0169.2	650169
2.3	85	08/94→07/95					Ø 160 x 25
2.3	96	08/94→10/98	➡	Multi-link Achse		03.0137-0299.2	650299
2.3 ti	99	01/95→10/98					
2.3 Turbo	121	08/94→10/98					
2.3 Turbo	126	08/95→10/98					
2.4 TD Interc.	90	08/94→10/98					
<b>Zubehörsatz, Feststellbremsbacken</b>							
2.0 Turbo	114	04/96→10/98	➡	nicht für Multi-link Achse		03.0137-9065.2	669065
2.3	85	08/94→07/95					
2.3	96	08/94→10/98	➡	Multi-link Achse		03.0137-9199.2	669199
2.3 ti	99	01/95→10/98					
2.3 Turbo	121	08/94→10/98					
2.3 Turbo	126	08/95→10/98					
2.4 TD Interc.	90	08/94→10/98					
<b>VOLVO - 940 Kombi (945) 08/90→10/95</b>							
 <b>Bremsbackensatz, Feststellbremse</b>							
2.0 Turbo	114	01/91→07/95	➡	nicht für Multi-link Achse		03.0137-0169.2	650169
2.4 D	60	08/90→07/95	➡	Multi-link Achse		03.0137-0299.2	650299
							Ø 160 x 25
<b>Zubehörsatz, Feststellbremsbacken</b>							
2.0 Turbo	114	01/91→07/95	➡	nicht für Multi-link Achse		03.0137-9065.2	669065
2.4 D	60	08/90→07/95	➡	Multi-link Achse		03.0137-9199.2	669199
<b>VOLVO - 960 II (964) 07/94→12/96</b>							
 <b>Bremsbackensatz, Feststellbremse</b>							
2.5	125	07/94→12/96	➡	08/94→		03.0137-0299.2	650299
2.9	150	07/94→12/96					Ø 160 x 25
<b>Zubehörsatz, Feststellbremsbacken</b>							
2.5	125	07/94→12/96	➡	08/94→		03.0137-9199.2	669199
2.9	150	07/94→12/96					
<b>VOLVO - 960 II Kombi (965) 07/94→12/96</b>							
 <b>Bremsbackensatz, Feststellbremse</b>							
2.5	125	08/94→12/96	➡			03.0137-0299.2	650299
2.9	150	09/94→12/96	➡			03.0137-0169.2	650169
							Ø 160 x 25
<b>Zubehörsatz, Feststellbremsbacken</b>							
2.5	125	08/94→12/96	➡			03.0137-9199.2	669199
2.9	150	09/94→12/96	➡			03.0137-9065.2	669065
<b>VOLVO - C70 I Cabriolet 03/98→10/05</b>							
 <b>Bremsbackensatz, Feststellbremse</b>							
2.0	132	03/98→10/05	➡			03.0137-0260.2	650260
2.0 T	120	03/00→10/05					Ø 178 x 25
2.0 T	166	03/98→10/05					
2.3 T5	176	03/98→10/05					
2.3 T5	180	07/02→10/05					
2.4	125	06/98→10/05					
2.4 T	142	03/98→10/05					
2.4 T	147	07/02→10/05					
<b>Zubehörsatz, Feststellbremsbacken</b>							
2.0	132	03/98→10/05	➡			03.0137-9176.2	669176
2.0 T	120	03/00→10/05					
2.0 T	166	03/98→10/05					
2.3 T5	176	03/98→10/05					
2.3 T5	180	07/02→10/05					



	kW			 	! #		
<b>VOLVO - C70 I Cabriolet 03/98→10/05</b>							
<b>Zubehörsatz, Feststellbremsbacken</b>							
2.4	125	06/98→10/05	➔			03.0137-9176.2	669176
2.4 T	142	03/98→10/05					
2.4 T	147	07/02→10/05					
<b>VOLVO - C70 I Coupe 03/97→09/02</b>							
<b> Bremsbackensatz, Feststellbremse</b>							
2.0	132	03/97→09/02	➔			03.0137-0260.2	650260 Ø 178 x 25
2.0 T	120	03/00→09/02					
2.0 T	166	03/97→09/02					
2.3 T-5	176	03/97→09/02					
2.4	121	03/99→09/02					
2.4 T	142	03/97→09/02					
2.4	125	05/99→09/02	➔	11/99→		03.0137-0260.2	650260 Ø 178 x 25
<b>Zubehörsatz, Feststellbremsbacken</b>							
2.0	132	03/97→09/02	➔			03.0137-9176.2	669176
2.0 T	120	03/00→09/02					
2.0 T	166	03/97→09/02					
2.3 T-5	176	03/97→09/02					
2.4	121	03/99→09/02					
2.4 T	142	03/97→09/02					
2.4	125	05/99→09/02	➔	11/99→		03.0137-9176.2	669176
<b>VOLVO - S40 I (VS) 07/95→06/04</b>							
<b> Seilzug, Feststellbremse</b>							
1.6	77	09/95→08/99	➔	<input type="checkbox"/> ; Scheibenbremse		24.3727-1300.2	581300 L= 1.590
1.8	85	07/95→08/99					
1.9 DI	70	03/99→07/00	➔	<input type="checkbox"/> ; Scheibenbremse		24.3727-1304.2	581304 L= 1.590
1.9 T4	147	05/97→07/00					
1.9 TD	66	07/95→08/99					
2.0	103	07/95→08/99					
1.6	80	03/99→12/03	➔	<input type="checkbox"/> ; → 599999; Scheibenbremse		24.3727-1300.2	581300 L= 1.590
1.8	90	03/99→12/03					
1.8 i	90	06/01→12/03	➔	<input type="checkbox"/> ; → 599999; Scheibenbremse		24.3727-1304.2	581304 L= 1.590
1.9 DI	75	07/00→12/03	➔	<input type="checkbox"/> ; 985262→; Scheibenbremse		24.3727-1314.2	581314 L= 1.620
1.9 DI	85	07/00→12/03					
2.0	100	07/95→12/03	➔	<input type="checkbox"/> ; 600000→ 985261; Scheibenbremse		24.3727-1314.2	581314 L= 1.620
2.0 T	120	06/01→12/03	➔	<input type="checkbox"/> ; 985262→; Scheibenbremse		24.3727-1315.2	581315 L= 1.620
2.0 T	121	07/00→06/01	➔	<input type="checkbox"/> ; 600000→ 985261; Scheibenbremse		24.3727-1315.2	581315 L= 1.620
1.8 i	92	03/98→12/03	➔	<input type="checkbox"/> ; → 599999; Scheibenbremse		24.3727-1300.2	581300 L= 1.590
			➔	<input type="checkbox"/> ; → 599999; Scheibenbremse		24.3727-1304.2	581304 L= 1.590
2.0 T	118	10/97→12/03	➔	<input type="checkbox"/> ; → 07/00; Scheibenbremse		24.3727-1300.2	581300 L= 1.590
			➔	<input type="checkbox"/> ; → 07/00; Scheibenbremse		24.3727-1304.2	581304 L= 1.590
2.0 T4	147	07/00→12/03	➔	<input type="checkbox"/> ; → 599999; Scheibenbremse		24.3727-1300.2	581300 L= 1.590
			➔	<input type="checkbox"/> ; → 599999; Scheibenbremse		24.3727-1304.2	581304 L= 1.590
			➔	<input type="checkbox"/> ; 600000→ 985261; Scheibenbremse		24.3727-1314.2	581314 L= 1.620
			➔	<input type="checkbox"/> ; 895262→; Scheibenbremse		24.3727-1314.2	581314 L= 1.620
			➔	<input type="checkbox"/> ; 895262→; Scheibenbremse		24.3727-1315.2	581315 L= 1.620
			➔	<input type="checkbox"/> ; 600000→ 985261; Scheibenbremse		24.3727-1315.2	581315 L= 1.620
<b>VOLVO - S60 I 07/00→04/10</b>							
<b> Bremsbackensatz, Feststellbremse</b>							
2.0 T	132	07/00→04/10	➔	09/01→ 01/09		03.0137-0450.2	650450 Ø 178 x 25
2.3 T5	195	07/00→09/02	➔			03.0137-0450.2	650450 Ø 178 x 25
2.4	132	01/05→10/06					
2.4 D	90	05/05→12/06					
2.4	103	07/00→04/10	➔	11/00→ 01/09		03.0137-0450.2	650450 Ø 178 x 25
2.4 T	147	07/00→04/10					
2.4	125	11/00→04/10	➔	→ 01/09		03.0137-0450.2	650450 Ø 178 x 25
2.4 D	120	07/05→12/09					
2.4 T5	191	04/04→04/10					
2.4 AWD	191	02/04→04/10	➔	04/04→ 01/09		03.0137-0450.2	650450 Ø 178 x 25
2.5 T AWD	154	07/02→04/10					
2.4 Bifuel (CNG)	103	07/01→04/10	➔	06/02→ 01/09		03.0137-0450.2	650450 Ø 178 x 25
2.4 Bifuel (LPG)	103	07/01→04/10					
2.4 D	93	03/05→04/10	➔	09/05→ 01/09		03.0137-0450.2	650450 Ø 178 x 25
2.4 D5	136	03/05→04/10					
2.4 D	96	05/01→04/10	➔	12/01→ 01/09		03.0137-0450.2	650450 Ø 178 x 25
2.4 D5	120	01/01→04/10	➔	07/01→ 01/09		03.0137-0450.2	650450 Ø 178 x 25
↓							

	kW			 	! #		
<b>VOLVO - S60 I 07/00→04/10</b>							
 <b>Bremsbackensatz, Feststellbremse</b>							
2.4 T AWD	147	06/01→04/10	➡	11/01→ 01/09		03.0137-0450.2 650450	Ø 178 x 25
2.5 T	154	01/03→04/10	➡	02/04→ 01/09		03.0137-0450.2 650450	Ø 178 x 25
R 2,5 T AWD	221	01/03→04/10	➡	03/03→ 01/09		03.0137-0450.2 650450	Ø 178 x 25
T5	184	07/00→04/10	➡	08/00→ 04/04		03.0137-0450.2 650450	Ø 178 x 25
<b>Zubehörsatz, Feststellbremsbacken</b>							
2.0 T	132	07/00→04/10	➡	09/01→ 01/09		03.0137-9283.2 669283	
2.3 T5	195	07/00→09/02	➡			03.0137-9283.2 669283	
2.4	132	01/05→10/06					
2.4 D	90	05/05→12/06					
2.4	103	07/00→04/10	➡	11/00→ 01/09		03.0137-9283.2 669283	
2.4 T	147	07/00→04/10					
2.4	125	11/00→04/10	➡	→ 01/09		03.0137-9283.2 669283	
2.4 D	120	07/05→12/09					
2.4 T5	191	04/04→04/10					
2.4 AWD	191	02/04→04/10	➡	04/04→ 01/09		03.0137-9283.2 669283	
2.5 T AWD	154	07/02→04/10					
2.4 Bifuel (CNG)	103	07/01→04/10	➡	06/02→ 01/09		03.0137-9283.2 669283	
2.4 Bifuel (LPG)	103	07/01→04/10					
2.4 D	93	03/05→04/10	➡	09/05→ 01/09		03.0137-9283.2 669283	
2.4 D5	136	03/05→04/10					
2.4 D	96	05/01→04/10	➡	12/01→ 01/09		03.0137-9283.2 669283	
2.4 D5	120	01/01→04/10	➡	07/01→ 01/09		03.0137-9283.2 669283	
2.4 T AWD	147	06/01→04/10	➡	11/01→ 01/09		03.0137-9283.2 669283	
2.5 T	154	01/03→04/10	➡	02/04→ 01/09		03.0137-9283.2 669283	
R 2,5 T AWD	221	01/03→04/10	➡	03/03→ 01/09		03.0137-9283.2 669283	
T5	184	07/00→04/10	➡	08/00→ 04/04		03.0137-9283.2 669283	
 <b>Seilzug, Feststellbremse</b>							
2.0 T	132	07/00→04/10	➡	⚠; 09/01→ 12/04; Scheibenbremse	2	24.3727-1311.2 581311	L= 1.926
2.3 T5	195	07/00→09/02	➡	⚠; Scheibenbremse	2	24.3727-1311.2 581311	L= 1.926
2.4	103	07/00→04/10	➡	⚠; 11/00→ 12/04; Scheibenbremse	2	24.3727-1311.2 581311	L= 1.926
2.4 T	147	07/00→04/10					
2.4	125	11/00→04/10	➡	⚠; → 12/04; Scheibenbremse	2	24.3727-1311.2 581311	L= 1.926
2.4 T5	191	04/04→04/10					
2.4 AWD	191	02/04→04/10	➡	⚠; 04/04→ 12/04; Scheibenbremse	2	24.3727-1311.2 581311	L= 1.926
2.4 D	96	05/01→04/10	➡	⚠; 12/01→ 12/04; Scheibenbremse	2	24.3727-1311.2 581311	L= 1.926
2.4 D5	120	01/01→04/10	➡	⚠; 07/01→ 12/04; Scheibenbremse	2	24.3727-1311.2 581311	L= 1.926
2.5 T	154	01/03→04/10	➡	⚠; 02/04→ 12/04; Scheibenbremse	2	24.3727-1311.2 581311	L= 1.926
T5	184	07/00→04/10	➡	⚠; 08/00→ 04/04; Scheibenbremse	2	24.3727-1311.2 581311	L= 1.926
<b>VOLVO - S70 (LS) 11/96→11/00</b>							
 <b>Bremsbackensatz, Feststellbremse</b>							
2.0	93	01/97→11/00	➡			03.0137-0260.2 650260	Ø 178 x 25
2.0	105	01/97→11/00					
2.0	120	01/97→11/00					
2.0	132	01/97→11/00					
2.0 Turbo	155	01/97→11/00					
2.0 Turbo	166	01/97→11/00					
2.3	195	04/99→09/00					
2.3 T-5	176	01/97→11/00					
2.3 Turbo	184	01/97→11/00					
2.4	103	08/99→11/00					
2.4	106	01/97→11/00					
2.4	121	06/98→11/00					
2.4	125	01/97→11/00					
2.4 AWD	103	04/99→09/00					
2.4 AWD	106	11/96→05/99					
2.4 AWD	121	10/98→05/99					
2.4 Bifuel	103	07/99→11/00					
2.4 Bifuel	106	10/98→11/00					
2.4 Blu-Fuel	103	07/97→09/00					
2.4 T5 AWD	142	11/96→04/99					
2.4 Turbo	142	01/97→11/00					
2.5 TDI	103	01/97→11/00					
2.5 TDi AWD	103	10/99→09/00					
2.3	177	11/96→11/00	➡	01/97→		03.0137-0260.2 650260	Ø 178 x 25
2.4 AWD	125	04/99→09/00	➡	→ 05/99		03.0137-0260.2 650260	Ø 178 x 25
↓							

	kW			 	! #		
<b>VOLVO - S70 (LS) 11/96→11/00</b>							
<b>Zubehörsatz, Feststellbremsbacken</b>							
2.0	93	01/97→11/00	➔			03.0137-9176.2	669176
2.0	105	01/97→11/00					
2.0	120	01/97→11/00					
2.0	132	01/97→11/00					
2.0 Turbo	155	01/97→11/00					
2.0 Turbo	166	01/97→11/00					
2.3	195	04/99→09/00					
2.3 T-5	176	01/97→11/00					
2.3 Turbo	184	01/97→11/00					
2.4	103	08/99→11/00					
2.4	106	01/97→11/00					
2.4	121	06/98→11/00					
2.4	125	01/97→11/00					
2.4 AWD	103	04/99→09/00					
2.4 AWD	106	11/96→05/99					
2.4 AWD	121	10/98→05/99					
2.4 Bifuel	103	07/99→11/00					
2.4 Bifuel	106	10/98→11/00					
2.4 Blu-Fuel	103	07/97→09/00					
2.4 T5 AWD	142	11/96→04/99					
2.4 Turbo	142	01/97→11/00					
2.5 TDI	103	01/97→11/00					
2.5 TDi AWD	103	10/99→09/00					
2.3	177	11/96→11/00	➔	01/97→		03.0137-9176.2	669176
2.4 AWD	125	04/99→09/00	➔	→ 05/99		03.0137-9176.2	669176
<b> Seilzug, Feststellbremse</b>							
2.0	93	01/97→11/00	➔	⏴; Scheibenbremse	2	24.3727-1308.2	581308 L= 1.670
2.0	105	01/97→11/00					
2.0	120	01/97→11/00					
2.0	132	01/97→11/00					
2.0 Turbo	155	01/97→11/00					
2.0 Turbo	166	01/97→11/00					
2.3	195	04/99→09/00					
2.3 T-5	176	01/97→11/00					
2.3 Turbo	184	01/97→11/00					
2.4	103	08/99→11/00					
2.4	106	01/97→11/00					
2.4	121	06/98→11/00					
2.4	125	01/97→11/00					
2.4 AWD	103	04/99→09/00					
2.4 AWD	106	11/96→05/99					
2.4 AWD	121	10/98→05/99					
2.4 Bifuel	103	07/99→11/00					
2.4 Bifuel	106	10/98→11/00					
2.4 Blu-Fuel	103	07/97→09/00					
2.4 T5 AWD	142	11/96→04/99					
2.4 Turbo	142	01/97→11/00					
2.5 TDI	103	01/97→11/00					
2.5 TDi AWD	103	10/99→09/00					
2.3	177	11/96→11/00	➔	⏴; 01/97→; Scheibenbremse	2	24.3727-1308.2	581308 L= 1.670
2.4 AWD	125	04/99→09/00	➔	⏴; → 05/99; Scheibenbremse	2	24.3727-1308.2	581308 L= 1.670
<b>VOLVO - S80 I (TS, XY) 05/98→02/08</b>							
<b> Bremsbackensatz, Feststellbremse</b>							
2.0	120	06/98→07/06	➔	→ 02/06		03.0137-0450.2	650450 Ø 178 x 25
2.0 T	132	12/99→07/06					
2.0 T	166	06/98→07/06					
2.4	103	01/99→07/06					
2.4	125	01/99→07/06					
2.4 Bifuel (CNG)	103	09/01→07/06					
2.4 Bifuel (LPG)	103	09/01→07/06					
2.4 D	96	10/01→07/06					
2.4 D5	120	08/01→07/06					
2.4 T	147	06/00→07/06					
2.5 T AWD	154	07/03→07/06					
2.5 TDI	103	01/99→07/06					
2.8 T6	200	05/98→07/06					
2.9	147	03/99→07/06					
2.9	150	05/98→07/06					
3.0	144	06/01→07/06					
3.0 T6	200	06/01→07/06					
2.4 T5 AWD	147	04/00→09/03	➔	06/00→		03.0137-0450.2	650450 Ø 178 x 25
2.5 T	154	03/03→07/06	➔	07/03→ 02/06		03.0137-0450.2	650450 Ø 178 x 25
<b>Zubehörsatz, Feststellbremsbacken</b>							
2.0	120	06/98→07/06	➔	→ 02/06		03.0137-9283.2	669283
2.0 T	132	12/99→07/06					
↓							

	kW			 	! #		
<b>VOLVO - S80 I (TS, XY) 05/98→02/08</b>							
<b>Zubehörsatz, Feststellbremsbacken</b>							
2.0 T	166	06/98→07/06	➔	→ 02/06		03.0137-9283.2	669283
2.4	103	01/99→07/06					
2.4	125	01/99→07/06					
2.4 Bifuel (CNG)	103	09/01→07/06					
2.4 Bifuel (LPG)	103	09/01→07/06					
2.4 D	96	10/01→07/06					
2.4 D5	120	08/01→07/06					
2.4 T	147	06/00→07/06					
2.5 T AWD	154	07/03→07/06					
2.5 TDI	103	01/99→07/06					
2.8 T6	200	05/98→07/06					
2.9	147	03/99→07/06					
2.9	150	05/98→07/06					
3.0	144	06/01→07/06					
3.0 T6	200	06/01→07/06					
2.4 T5 AWD	147	04/00→09/03	➔	06/00→		03.0137-9283.2	669283
2.5 T	154	03/03→07/06	➔	07/03→ 02/06		03.0137-9283.2	669283
<b> Seilzug, Feststellbremse</b>							
2.0	120	06/98→07/06	➔	⬇; → 02/06; Scheibenbremse	2	24.3727-1312.2	581312 L= 1.993
2.0 T	132	12/99→07/06					
2.0 T	166	06/98→07/06					
2.4	103	01/99→07/06					
2.4	125	01/99→07/06					
2.4 D	96	10/01→07/06					
2.4 D5	120	08/01→07/06					
2.4 T	147	06/00→07/06					
2.5 TDI	103	01/99→07/06					
2.8 T6	200	05/98→07/06					
2.9	147	03/99→07/06					
2.9	150	05/98→07/06					
3.0	144	06/01→07/06					
3.0 T6	200	06/01→07/06					
2.4 T5 AWD	147	04/00→09/03	➔	⬇; 06/00→; Scheibenbremse	2	24.3727-1312.2	581312 L= 1.993
<b>VOLVO - S80 II (AS) 03/06→</b>							
<b> Bremsbackensatz, Feststellbremse</b>							
1.6 D DRIVE	80	01/10→	➔			03.0137-0450.2	650450 Ø 178 x 25
1.6 DRIVE	84	06/11→					
2.0	107	01/08→					
2.0 FlexFuel	107	01/08→					
2.0 T	149	01/10→					
2.0 TDi	100	02/08→					
2.4 D	120	03/06→					
2.4 D	129	01/10→					
2.5 T	147	03/06→					
2.5 T	170	01/10→					
2.5 T	183	09/12→					
2.5 T	187	01/12→					
2.5 T AWD	147	10/06→					
2.5 T FlexFuel	147	05/08→					
2.5 T FlexFuel	170	01/10→					
3.2	175	03/06→					
3.2	179	01/10→					
3.2 AWD	175	01/07→					
3.2 AWD	179	01/10→					
4.4 V8 AWD	232	03/06→					
D3 / D4	120	01/10→					
D5	136	03/06→					
D5	151	01/10→					
D5	158	06/11→					
D5 AWD	136	01/07→					
D5 AWD	151	01/10→					
D5 AWD	158	06/11→					
T5	177	10/10→					
T6 AWD	210	01/07→					
T6 AWD	224	10/10→					
<b>Zubehörsatz, Feststellbremsbacken</b>							
1.6 D DRIVE	80	01/10→	➔			03.0137-9283.2	669283
1.6 DRIVE	84	06/11→					
2.0	107	01/08→					
2.0 FlexFuel	107	01/08→					
2.0 T	149	01/10→					
2.0 TDi	100	02/08→					
2.4 D	120	03/06→					
2.4 D	129	01/10→					
2.5 T	147	03/06→					
2.5 T	170	01/10→					
2.5 T	183	09/12→					
↓							



**VOLVO - S80 II (AS) 03/06→**

**Zubehörsatz, Feststellbremsbacken**

2.5 T	187	01/12→	➔				
2.5 T AWD	147	10/06→			03.0137-9283.2	669283	
2.5 T FlexFuel	147	05/08→					
2.5 T FlexFuel	170	01/10→					
3.2	175	03/06→					
3.2	179	01/10→					
3.2 AWD	175	01/07→					
3.2 AWD	179	01/10→					
4.4 V8 AWD	232	03/06→					
D3 / D4	120	01/10→					
D5	136	03/06→					
D5	151	01/10→					
D5	158	06/11→					
D5 AWD	136	01/07→					
D5 AWD	151	01/10→					
D5 AWD	158	06/11→					
T5	177	10/10→					
T6 AWD	210	01/07→					
T6 AWD	224	10/10→					

**Seilzug, Feststellbremse**

1.6 D DRIVE	80	01/10→	➔	<input type="checkbox"/> ; 35707→			L= 756				
1.6 DRIVE	84	06/11→			24.3727-1316.2	581316					
2.0	107	01/08→	➔	<input type="checkbox"/> ; 35707→			24.3727-1317.2	581317	L= 709		
2.0 FlexFuel	107	01/08→	➔	<input type="checkbox"/> ; → 12306; Scheibenbremse			24.3727-1318.2	581318	L= 691		
2.0 T	149	01/10→					24.3727-1319.2	581319			
2.0 TDi	100	02/08→	➔	<input type="checkbox"/> ; → 12306; Scheibenbremse					24.3727-1319.2	581319	L= 735
2.4 D	120	03/06→									
2.4 D	129	01/10→									
2.5 T	147	03/06→									
2.5 T	170	01/10→									
2.5 T AWD	147	10/06→									
2.5 T FlexFuel	147	05/08→									
2.5 T FlexFuel	170	01/10→									
3.2	175	03/06→									
3.2	179	01/10→									
3.2 AWD	175	01/07→									
3.2 AWD	179	01/10→									
4.4 V8 AWD	232	03/06→									
D3 / D4	120	01/10→									
D5	136	03/06→									
D5	151	01/10→									
D5	158	06/11→									
D5 AWD	136	01/07→									
D5 AWD	151	01/10→									
D5 AWD	158	06/11→									
T5	177	10/10→									
T6 AWD	210	01/07→									
T6 AWD	224	10/10→									

**VOLVO - S90 11/96→12/98**

**Bremsbackensatz, Feststellbremse**

2.5	125	11/96→10/98	➔				Ø 160 x 25
2.5	132	11/96→10/97			03.0137-0299.2	650299	
2.9	132	01/97→05/98					
2.9	150	01/97→05/98					











**Zubehörsatz, Feststellbremsbacken**











2.5	125	11/96→10/98	➔				
2.5	132	11/96→10/97			03.0137-9199.2	669199	
2.9	132	01/97→05/98					
2.9	150	01/97→05/98					













**VOLVO - V40 Kombi (VW) 07/95→06/04**

**Seilzug, Feststellbremse**

1.6	77	12/95→08/99	➔	<input type="checkbox"/> ; Scheibenbremse			L= 1.590		
			➔	<input type="checkbox"/> ; Scheibenbremse	24.3727-1300.2	581300			
			➔	<input type="checkbox"/> ; Scheibenbremse			24.3727-1304.2	581304	L= 1.590
			➔	<input type="checkbox"/> ; 600000→ 985261; Scheibenbremse			24.3727-1314.2	581314	L= 1.620
			➔	<input type="checkbox"/> ; 600000→ 985261; Scheibenbremse			24.3727-1315.2	581315	L= 1.620
1.6	80	03/99→06/04	➔	<input type="checkbox"/> ; → 599999; Scheibenbremse	24.3727-1300.2	581300	L= 1.590		
			➔	<input type="checkbox"/> ; → 599999; Scheibenbremse			24.3727-1304.2	581304	L= 1.590
			➔	<input type="checkbox"/> ; 985262→; Scheibenbremse			24.3727-1314.2	581314	L= 1.620
			➔	<input type="checkbox"/> ; 985262→; Scheibenbremse			24.3727-1315.2	581315	L= 1.620
1.8	85	07/95→08/99	➔	<input type="checkbox"/> ; Scheibenbremse	24.3727-1300.2	581300	L= 1.590		
1.9 DI	70	03/99→07/00							
1.9 T4	147	05/97→07/00	➔	<input type="checkbox"/> ; Scheibenbremse			24.3727-1304.2	581304	L= 1.590











	kW			 	! #		
<b>VOLVO - V40 Kombi (VW) 07/95→06/04</b>							
 <b>Seilzug, Feststellbremse</b>							
1.9 TD	66	07/95→08/99	➡	☐; Scheibenbremse		24.3727-1300.2 581300	L= 1.590
2.0	103	07/95→08/99	➡	☐; Scheibenbremse		24.3727-1304.2 581304	L= 1.590
2.0 T	118	10/97→07/00	➡	☐; Scheibenbremse		24.3727-1304.2 581304	L= 1.590
1.8	90	03/99→06/04	➡	☐; → 599999; Scheibenbremse		24.3727-1300.2 581300	L= 1.590
1.8 i	90	06/01→06/04	➡	☐; → 599999; Scheibenbremse		24.3727-1304.2 581304	L= 1.590
1.8 i	92	03/98→06/04	➡	☐; → 599999; Scheibenbremse		24.3727-1304.2 581304	L= 1.590
1.9 DI	75	07/00→06/04	➡	☐; 985262→; Scheibenbremse		24.3727-1314.2 581314	L= 1.620
1.9 DI	85	07/00→06/04	➡	☐; 600000→ 985261; Scheibenbremse		24.3727-1314.2 581314	L= 1.620
2.0	100	07/95→06/04	➡	☐; 600000→ 985261; Scheibenbremse		24.3727-1314.2 581314	L= 1.620
2.0 T	120	06/01→06/04	➡	☐; 985262→; Scheibenbremse		24.3727-1315.2 581315	L= 1.620
2.0 T4	147	07/00→06/04	➡	☐; 600000→ 985261; Scheibenbremse		24.3727-1315.2 581315	L= 1.620
2.0 T	121	07/99→06/04	➡	☐; 07/00→ 06/01; Scheibenbremse		24.3727-1300.2 581300	L= 1.590
			➡	☐; 07/00→ 06/01; Scheibenbremse		24.3727-1304.2 581304	L= 1.590
<b>VOLVO - V70 I (LV) 12/95→12/00</b>							
 <b>Bremsbackensatz, Feststellbremse</b>							
2.0	93	12/95→03/00	➡	01/97→		03.0137-0260.2 650260	Ø 178 x 25
2.0	105	12/95→03/00	➡				
2.0	132	11/96→03/00	➡				
2.0 Turbo	155	12/95→03/00	➡				
2.3 Turbo	184	12/95→03/00	➡				
2.4	106	12/95→03/00	➡				
2.5 TDi AWD	103	11/96→02/00	➡				
2.0	120	01/97→12/00	➡	→ 03/00		03.0137-0260.2 650260	Ø 178 x 25
2.4 Bifuel	103	08/99→12/00	➡				
2.0 Turbo	166	11/96→12/00	➡	01/97→ 03/00		03.0137-0260.2 650260	Ø 178 x 25
2.3	177	11/96→11/00	➡				
2.3 T-5	176	11/96→12/00	➡				
2.4	125	12/95→05/00	➡				
2.4 Turbo	142	04/96→12/00	➡				
2.5 TDI	103	12/95→12/00	➡				
2.0 Turbo AWD	166	11/96→12/00	➡	01/97→ 03/00		03.0137-0449.2 650449	Ø 178 x 25
2.4 Turbo AWD	142	04/96→12/00	➡				
2.3 AWD	177	04/97→09/98	➡			03.0137-0260.2 650260	Ø 178 x 25
2.4	121	06/98→12/99	➡				
2.3 T-5 AWD	176	01/97→12/00	➡	→ 03/00		03.0137-0449.2 650449	Ø 178 x 25
2.4 Turbo AWD	195	03/99→12/00	➡				
2.3 T AWD	184	04/97→03/00	➡			03.0137-0449.2 650449	Ø 178 x 25
2.4	103	03/99→12/00	➡	08/99→ 03/00		03.0137-0260.2 650260	Ø 178 x 25
2.4 AWD	121	06/98→12/99	➡	10/98→ 05/99		03.0137-0260.2 650260	Ø 178 x 25
2.4 Bifuel	106	05/98→12/99	➡	10/98→ 08/99		03.0137-0260.2 650260	Ø 178 x 25
<b>Zubehörsatz, Feststellbremsbacken</b>							
2.0	93	12/95→03/00	➡	01/97→		03.0137-9176.2 669176	
2.0	105	12/95→03/00	➡				
2.0	132	11/96→03/00	➡				
2.0 Turbo	155	12/95→03/00	➡				
2.3 Turbo	184	12/95→03/00	➡				
2.4	106	12/95→03/00	➡				
2.5 TDi AWD	103	11/96→02/00	➡				
2.0	120	01/97→12/00	➡	→ 03/00		03.0137-9176.2 669176	
2.4 Bifuel	103	08/99→12/00	➡				
2.0 Turbo	166	11/96→12/00	➡	01/97→ 03/00		03.0137-9176.2 669176	
2.3	177	11/96→11/00	➡				
2.3 T-5	176	11/96→12/00	➡				
2.4	125	12/95→05/00	➡				
2.4 Turbo	142	04/96→12/00	➡				
2.5 TDI	103	12/95→12/00	➡				
2.3 AWD	177	04/97→09/98	➡			03.0137-9176.2 669176	
2.4	121	06/98→12/99	➡				
2.4	103	03/99→12/00	➡	08/99→ 03/00		03.0137-9176.2 669176	
2.4 AWD	121	06/98→12/99	➡	10/98→ 05/99		03.0137-9176.2 669176	
2.4 Bifuel	106	05/98→12/99	➡	10/98→ 08/99		03.0137-9176.2 669176	
 <b>Seilzug, Feststellbremse</b>							
2.0	93	12/95→03/00	➡	☐; 01/97→; Scheibenbremse	2	24.3727-1308.2 581308	L= 1.670
2.0	105	12/95→03/00	➡				
2.0	132	11/96→03/00	➡				
2.0 Turbo	155	12/95→03/00	➡				
2.3 Turbo	184	12/95→03/00	➡				
2.4	106	12/95→03/00	➡				
2.5 TDi AWD	103	11/96→02/00	➡				
2.0	120	01/97→12/00	➡	☐; → 03/00; Scheibenbremse	2	24.3727-1308.2 581308	L= 1.670
↓							

	kW			 	! #		
<b>VOLVO - V70 I (LV) 12/95→12/00</b>							
 <b>Seilzug, Feststellbremse</b>							
2.4 Bifuel	103	08/99→12/00	➡	⬇️; → 03/00; Scheibenbremse	2	24.3727-1308.2 581308	L= 1.670
2.0 Turbo	166	11/96→12/00	➡	⬇️; 01/97→ 03/00; Scheibenbremse	2	24.3727-1308.2 581308	L= 1.670
2.3	177	11/96→11/00	➡				
2.3 T-5	176	11/96→12/00	➡				
2.4	125	12/95→05/00	➡				
2.4 Turbo	142	04/96→12/00	➡				
2.5 TDI	103	12/95→12/00	➡				
2.3 AWD	177	04/97→09/98	➡	⬇️; Scheibenbremse	2	24.3727-1308.2 581308	L= 1.670
2.4	121	06/98→12/99	➡				
2.4	103	03/99→12/00	➡	⬇️; 08/99→ 03/00; Scheibenbremse	2	24.3727-1308.2 581308	L= 1.670
2.4 AWD	121	06/98→12/99	➡	⬇️; 10/98→ 05/99; Scheibenbremse	2	24.3727-1308.2 581308	L= 1.670
2.4 Bifuel	106	05/98→12/99	➡	⬇️; 10/98→ 08/99; Scheibenbremse	2	24.3727-1308.2 581308	L= 1.670
<b>VOLVO - V70 II (SW) 11/99→12/08</b>							
 <b>Bremsbackensatz, Feststellbremse</b>							
2.0 T	132	11/99→08/07	➡	07/01→ 07/07		03.0137-0450.2 650450	Ø 178 x 25
2.3	195	10/00→09/04	➡			03.0137-0450.2 650450	Ø 178 x 25
2.4	121	03/00→09/03	➡				
2.4 AWD	121	03/00→09/03	➡				
2.4 T AWD	147	09/01→08/02	➡				
2.5 AWD	155	09/02→12/04	➡				
2.5 R Sport	221	12/02→08/07	➡				
2.3 T5	184	11/99→12/04	➡				
2.4 T	147	11/99→08/03	➡				
2.4	103	03/00→08/07	➡	→ 07/07		03.0137-0450.2 650450	Ø 178 x 25
2.4	125	03/00→08/07	➡				
2.4 Bifuel (CNG)	103	09/01→08/07	➡				
2.4 Bifuel (LPG)	103	09/01→08/07	➡				
2.4 T5	191	04/04→08/07	➡				
R 2,5 T AWD	221	03/03→08/07	➡				
2.4 D	93	04/05→12/08	➡	05/05→ 07/07		03.0137-0450.2 650450	Ø 178 x 25
2.4 D	96	07/01→08/07	➡	12/01→ 07/07		03.0137-0450.2 650450	Ø 178 x 25
2.4 D5	120	01/01→12/08	➡	08/01→ 07/07		03.0137-0450.2 650450	Ø 178 x 25
2.4 D5	136	04/05→12/08	➡	12/05→ 07/07		03.0137-0450.2 650450	Ø 178 x 25
2.4 D5 AWD	136	07/05→12/08	➡				
2.4 D5 AWD	120	07/02→08/07	➡	03/03→ 07/07		03.0137-0450.2 650450	Ø 178 x 25
2.5 T	154	07/01→08/07	➡	04/04→ 07/07		03.0137-0450.2 650450	Ø 178 x 25
2.5 T AWD	154	07/02→08/07	➡	09/02→ 07/07		03.0137-0450.2 650450	Ø 178 x 25
2.5 TDI	103	11/99→08/07	➡	03/00→ 07/07		03.0137-0450.2 650450	Ø 178 x 25
<b>Zubehörsatz, Feststellbremsbacken</b>							
2.0 T	132	11/99→08/07	➡	07/01→ 07/07		03.0137-9283.2 669283	
2.3	195	10/00→09/04	➡			03.0137-9283.2 669283	
2.4	121	03/00→09/03	➡				
2.4 AWD	121	03/00→09/03	➡				
2.4 T AWD	147	09/01→08/02	➡				
2.5 AWD	155	09/02→12/04	➡				
2.5 R Sport	221	12/02→08/07	➡				
2.3 T5	184	11/99→12/04	➡				
2.4 T	147	11/99→08/03	➡				
2.4	103	03/00→08/07	➡	→ 07/07		03.0137-9283.2 669283	
2.4	125	03/00→08/07	➡				
2.4 Bifuel (CNG)	103	09/01→08/07	➡				
2.4 Bifuel (LPG)	103	09/01→08/07	➡				
2.4 T5	191	04/04→08/07	➡				
R 2,5 T AWD	221	03/03→08/07	➡				
2.4 D	93	04/05→12/08	➡	05/05→ 07/07		03.0137-9283.2 669283	
2.4 D	96	07/01→08/07	➡	12/01→ 07/07		03.0137-9283.2 669283	
2.4 D5	120	01/01→12/08	➡	08/01→ 07/07		03.0137-9283.2 669283	
2.4 D5	136	04/05→12/08	➡	12/05→ 07/07		03.0137-9283.2 669283	
2.4 D5 AWD	136	07/05→12/08	➡				
2.4 D5 AWD	120	07/02→08/07	➡	03/03→ 07/07		03.0137-9283.2 669283	
2.5 T	154	07/01→08/07	➡	04/04→ 07/07		03.0137-9283.2 669283	
2.5 T AWD	154	07/02→08/07	➡	09/02→ 07/07		03.0137-9283.2 669283	
2.5 TDI	103	11/99→08/07	➡	03/00→ 07/07		03.0137-9283.2 669283	
 <b>Seilzug, Feststellbremse</b>							
2.0 T	132	11/99→08/07	➡	⬇️; 07/01→ 07/07; Scheibenbremse	2	24.3727-1303.2 581303	L= 1.962
↓							

	kw			 	! #		
<b>VOLVO - V70 II (SW) 11/99→12/08</b>							
 <b>Seilzug, Feststellbremse</b>							
2.3 2.4 2.4 AWD 2.5 R Sport	195 121 121 221	10/00→09/04 03/00→09/03 03/00→09/03 12/02→08/07	➔	⬇; Scheibenbremse	2	24.3727-1303.2 581303	L= 1.962
2.3 T5 2.4 T	184 147	11/99→12/04 11/99→08/03	➔	⬇; 03/00→; Scheibenbremse	2	24.3727-1303.2 581303	L= 1.962
2.4 2.4 2.4 T5	103 125 191	03/00→08/07 03/00→08/07 04/04→08/07	➔	⬇; → 07/07; Scheibenbremse	2	24.3727-1303.2 581303	L= 1.962
2.4 D	93	04/05→12/08	➔	⬇; 05/05→ 07/07; Scheibenbremse	2	24.3727-1303.2 581303	L= 1.962
2.4 D	96	07/01→08/07	➔	⬇; 12/01→ 07/07; Scheibenbremse	2	24.3727-1303.2 581303	L= 1.962
2.4 D5	120	01/01→12/08	➔	⬇; 08/01→ 07/07; Scheibenbremse	2	24.3727-1303.2 581303	L= 1.962
2.4 D5	136	04/05→12/08	➔	⬇; 12/05→ 07/07; Scheibenbremse	2	24.3727-1303.2 581303	L= 1.962
2.5 T	154	07/01→08/07	➔	⬇; 04/04→ 07/07; Scheibenbremse	2	24.3727-1303.2 581303	L= 1.962
2.5 TDI	103	11/99→08/07	➔	⬇; 03/00→ 07/07; Scheibenbremse	2	24.3727-1303.2 581303	L= 1.962
<b>VOLVO - V90 Kombi 11/96→12/98</b>							
 <b>Bremsbackensatz, Feststellbremse</b>							
2.5 2.5 2.9 2.9	125 132 132 150	11/96→10/98 11/96→10/97 01/97→12/98 01/97→12/98	➔			03.0137-0299.2 650299	Ø 160 x 25
<b>Zubehörsatz, Feststellbremsbacken</b>							
2.5 2.5 2.9 2.9	125 132 132 150	11/96→10/98 11/96→10/97 01/97→12/98 01/97→12/98	➔			03.0137-9199.2 669199	
<b>VOLVO - XC70 CROSS COUNTRY 10/97→08/07</b>							
 <b>Bremsbackensatz, Feststellbremse</b>							
2.4 D5 AWD 2.4 D5 XC AWD 2.5 T XC AWD	136 120 154	12/05→08/07 09/02→08/07 09/02→08/07	➔	→ 07/07		03.0137-0450.2 650450	Ø 178 x 25
2.4 T XC AWD 2.4 T XC AWD	142 147	11/97→09/02 03/00→09/02	➔			03.0137-0450.2 650450	Ø 178 x 25
<b>Zubehörsatz, Feststellbremsbacken</b>							
2.4 D5 AWD 2.4 D5 XC AWD 2.5 T XC AWD	136 120 154	12/05→08/07 09/02→08/07 09/02→08/07	➔	→ 07/07		03.0137-9283.2 669283	
2.4 T XC AWD 2.4 T XC AWD	142 147	11/97→09/02 03/00→09/02	➔			03.0137-9283.2 669283	
<b>VOLVO - XC90 I 10/02→12/14</b>							
 <b>Bremsbackensatz, Feststellbremse</b>							
2.5 T 2.5 T AWD 3.2 AWD D3 / D5 D5 AWD D5 AWD D5 AWD T6 AWD V8 AWD	154 154 179 120 120 120 147 200 232	10/02→12/06 10/12→09/14 04/10→12/12 04/09→12/14 10/02→12/06 10/07→12/10 01/11→12/14 10/02→12/06 01/05→12/10	➔			03.0137-3034.2 653034	Ø 178 x 25 - HEB
3.2 AWD D5 AWD	175 136	03/06→12/10 04/05→12/10	➔	05/06→		03.0137-3034.2 653034	Ø 178 x 25 - HEB
<b>VW - AMAROK (2H_, S1B) 09/10→</b>							
 <b>Radbremszylinder</b>							
2.0 BiTDI 2.0 BiTDI 2.0 BiTDI 4motion 2.0 BiTDI 4motion 2.0 TDI 2.0 TDI 2.0 TDI 4motion 2.0 TDI 4motion 2.0 TSI 3.0 TDI 4motion	120 132 120 132 90 103 90 103 118 150	09/10→ 11/11→ 09/10→ 11/11→ 09/10→ 07/12→ 09/10→ 06/12→ 12/10→ 06/16→	➔	+PR 2E3		24.3226-1703.3 020573	Ø 26,99 ALU
3.0 TDI 4motion ↓	165	06/16→	➔	09/16→; +PR 2E3		24.3226-1703.3 020573	Ø 26,99 ALU














	kW					! #		
<b>VW - AMAROK (2H_, S1B) 09/10→</b>								
<b>Bremsbackensatz</b>								
2.0 BiTDI	120	09/10→	➡	+PR 2E3			03.0137-0508.2 650508	Ø 294 x 57 + HEB
2.0 BiTDI	132	11/11→						
2.0 BiTDI 4motion	120	09/10→						
2.0 BiTDI 4motion	132	11/11→						
2.0 TDI	90	09/10→						
2.0 TDI	103	07/12→						
2.0 TDI 4motion	90	09/10→						
2.0 TDI 4motion	103	06/12→						
2.0 TSI	118	12/10→						
3.0 TDI 4motion	150	06/16→						
3.0 TDI 4motion	165	06/16→	➡	09/16→; +PR 2E3			03.0137-0508.2 650508	Ø 294 x 57 + HEB
<b>VW - AMAROK Pritsche/Fahrgestell (S1B) 09/11→</b>								
<b>Radbremsszylinder</b>								
2.0 TDI	103	09/11→	➡	07/12→; +PR 2E3			24.3226-1703.3 020573	Ø 26,99 ALU
2.0 TDI	132	09/11→	➡	11/11→; +PR 2E3			24.3226-1703.3 020573	Ø 26,99 ALU
2.0 TDI 4motion	103	09/11→	➡	06/12→; +PR 2E3			24.3226-1703.3 020573	Ø 26,99 ALU
<b>Bremsbackensatz</b>								
2.0 TDI	103	09/11→	➡	07/12→; +PR 2E3			03.0137-0508.2 650508	Ø 294 x 57 + HEB
2.0 TDI	132	09/11→	➡	11/11→; +PR 2E3			03.0137-0508.2 650508	Ø 294 x 57 + HEB
2.0 TDI 4motion	103	09/11→	➡	06/12→; +PR 2E3			03.0137-0508.2 650508	Ø 294 x 57 + HEB
<b>VW - BEETLE (5C1, 5C2) 04/11→</b>								
<b>Seilzug, Feststellbremse</b>								
1.2 TSI	77	07/11→	➡	⬇; 12/11→; +PR 0N9; Scheibenbremse	2	24.3727-3405.2 583405		L= 1.482
1.4 TSI	118	10/11→						
2.5	125	04/11→						
1.2 TSI 16V	77	12/14→	➡	⬇; +PR 0N9; Scheibenbremse	2	24.3727-3405.2 583405		L= 1.482
1.6 TDI	77	10/11→						
2.0 TDI	103	04/11→						
1.4 TSI	110	12/14→	➡	⬇; +PR 0N9; Scheibenbremse	2	24.3727-3405.2 583405		L= 1.482
2.0 TSI	162	12/14→	➡	⬇; +PR 0N4; Scheibenbremse	1	24.3727-3406.2 583406		L= 1.498
2.0 TDI	81	06/14→	➡	⬇; 12/14→; +PR 0N9; Scheibenbremse	2	24.3727-3405.2 583405		L= 1.482
			➡	⬇; 12/14→; +PR 0N4; Scheibenbremse	1	24.3727-3406.2 583406		L= 1.498
2.0 TDI	110	07/14→	➡	⬇; 09/14→; +PR 0N9; Scheibenbremse	2	24.3727-3405.2 583405		L= 1.482
2.0 TSI	147	04/11→	➡	⬇; 12/11→; +PR 0N9; Scheibenbremse	2	24.3727-3405.2 583405		L= 1.482
			➡	⬇; +PR 0N4; Scheibenbremse	1	24.3727-3406.2 583406		L= 1.498
2.0 TSI	155	12/12→	➡	⬇; 05/13→; +PR 0N9; Scheibenbremse	2	24.3727-3405.2 583405		L= 1.482
			➡	⬇; 05/13→; +PR 0N4; Scheibenbremse	1	24.3727-3406.2 583406		L= 1.498
<b>VW - BEETLE Cabriolet (5C7, 5C8) 12/11→</b>								
<b>Seilzug, Feststellbremse</b>								
1.2 TSI	77	12/11→	➡	⬇; 11/12→; Scheibenbremse	2	24.3727-3406.2 583406		L= 1.498
1.4 TSI	118	12/11→						
1.6 TDI	77	12/11→						
2.0 TDI	103	04/12→						
2.0 TSI	147	12/11→						
1.2 TSI 16V	77	12/14→	➡	⬇; Scheibenbremse	2	24.3727-3406.2 583406		L= 1.498
1.4 TSI	110	12/14→						
1.8 TSI	125	12/13→						
2.0 TDI	110	09/14→						
2.0 TSI	162	12/14→						
2.0 TDI	81	06/14→	➡	⬇; 12/14→; Scheibenbremse	2	24.3727-3406.2 583406		L= 1.498
2.0 TSI	155	12/12→	➡	⬇; 05/13→; Scheibenbremse	2	24.3727-3406.2 583406		L= 1.498
2.5	125	12/11→	➡	⬇; 12/12→; Scheibenbremse	2	24.3727-3406.2 583406		L= 1.498
<b>VW - BORA (1J2) 10/98→09/05</b>								
<b>Seilzug, Feststellbremse</b>								
1.4 16V	55	03/00→05/05	➡	⬇; → 1J-YW238580; Scheibenbremse	2	24.3727-0149.2 580149		L= 1.688
1.6	74	10/98→05/05						
1.6	75	08/00→05/05	➡	⬇; 1J-YW238581→; → 12/04; Scheibenbremse	2	24.3727-0173.2 580173		L= 1.693
1.8	92	10/98→05/05						
1.9 SDI	50	10/98→05/05						
2.0	85	10/98→05/05						
1.6	78	06/02→10/04	➡	⬇; → 1J-YW238580; Scheibenbremse	2	24.3727-0149.2 580149		L= 1.688
1.9 TDI	81	10/98→06/01						














	kw					! #		
<b>VW - BORA (1J2) 10/98→09/05</b>								
 <b>Seilzug, Feststellbremse</b>								
1.6 1.9 TDI	78 81	06/02→10/04 10/98→06/01	➡	⬇️; 1J-YW238581→; Scheibenbremse	2	24.3727-0173.2	580173	L= 1.693
1.6 16V 1.6 FSI 1.9 TDI	77 81 74	05/00→05/05 01/02→05/05 09/00→05/05	➡	⬇️; → 12/04; Scheibenbremse	2	24.3727-0173.2	580173	L= 1.693
1.8 4motion 1.9 TDI 4motion 2.0 4motion 2.3 V5 4motion	92 74 85 125	02/99→05/05 09/00→05/05 04/00→05/05 10/00→05/05	➡	⬇️; → 12/04; Scheibenbremse	2	24.3727-0175.2	580175	L= 1.723
1.8 T	110	05/00→05/05	➡	⬇️; 09/00→ 12/04; Scheibenbremse	2	24.3727-0173.2	580173	L= 1.693
1.8 T	132	03/02→05/05	➡	⬇️; 05/02→ 12/04; Scheibenbremse	2	24.3727-0173.2	580173	L= 1.693
1.9 TDI	66	10/98→05/05	➡	⬇️; → 1J-YW238580; Scheibenbremse	2	24.3727-0149.2	580149	L= 1.688
			➡	⬇️; 1J-YW238581→; → 06/01; Scheibenbremse	2	24.3727-0173.2	580173	L= 1.693
1.9 TDI	85	12/98→01/02	➡	⬇️; 02/99→; → 1J-YW238580; Scheibenbremse	2	24.3727-0149.2	580149	L= 1.688
			➡	⬇️; 1J-YW238581→; → 06/01; Scheibenbremse	2	24.3727-0173.2	580173	L= 1.693
1.9 TDI	96	11/00→05/05	➡	⬇️; 04/01→ 12/04; Scheibenbremse	2	24.3727-0173.2	580173	L= 1.693
1.9 TDI	110	05/00→05/05	➡	⬇️; 10/00→ 12/04; Scheibenbremse	2	24.3727-0173.2	580173	L= 1.693
1.9 TDI 4motion	66	11/98→04/02	➡	⬇️; 02/99→ 06/01; Scheibenbremse	2	24.3727-0175.2	580175	L= 1.723
1.9 TDI 4motion	85	02/99→06/01	➡	⬇️; Scheibenbremse	2	24.3727-0175.2	580175	L= 1.723
1.9 TDI 4motion	96	11/00→05/05	➡	⬇️; 04/01→ 12/04; Scheibenbremse	2	24.3727-0175.2	580175	L= 1.723
1.9 TDI 4motion	110	05/00→05/05	➡	⬇️; 10/00→ 12/04; Scheibenbremse	2	24.3727-0175.2	580175	L= 1.723
2.3 V5	110	10/98→10/00	➡	⬇️; 1J-YW238581→; Scheibenbremse	2	24.3727-0173.2	580173	L= 1.693
2.3 V5	125	10/00→05/05	➡	⬇️; 1J-YW238581→; → 12/04; Scheibenbremse	2	24.3727-0173.2	580173	L= 1.693
2.3 V5 4motion	110	12/98→10/00	➡	⬇️; 02/99→; Scheibenbremse	2	24.3727-0175.2	580175	L= 1.723
2.8 V6 4motion	150	03/99→05/05	➡	⬇️; 05/99→ 12/04; Scheibenbremse	2	24.3727-0175.2	580175	L= 1.723
<b>VW - BORA Kombi (1J6) 05/99→05/05</b>								
 <b>Seilzug, Feststellbremse</b>								
1.4 16V	55	09/01→05/05	➡	⬇️; → 1J-YW238580; Scheibenbremse	2	24.3727-0149.2	580149	L= 1.688
1.6	74	05/99→05/05	➡	⬇️; 1J-YW238581→; → 12/04; Scheibenbremse	2	24.3727-0173.2	580173	L= 1.693
1.6	75	08/00→05/05						
2.0	85	05/99→05/05						
1.6 16V 1.6 FSI	77 81	02/00→05/05 01/02→05/05	➡	⬇️; → 12/04; Scheibenbremse	2	24.3727-0173.2	580173	L= 1.693
1.8 T	132	05/02→05/05						
1.9 TDI	74	09/00→05/05						
1.9 TDI	110	05/01→05/05						
1.8 4motion 1.9 TDI 4motion 1.9 TDI 4motion 2.0 4motion 2.3 V5 4motion 2.8 V6 4motion	92 74 110 85 125 150	05/99→05/05 09/00→05/05 05/01→05/05 04/00→05/05 10/00→05/05 05/99→05/05	➡	⬇️; → 12/04; Scheibenbremse	2	24.3727-0175.2	580175	L= 1.723
1.8 T	110	05/00→05/05	➡	⬇️; 09/00→ 12/04; Scheibenbremse	2	24.3727-0173.2	580173	L= 1.693
1.9 TDI	66	07/04→05/05	➡	⬇️; → 1J-YW238580; Scheibenbremse	2	24.3727-0149.2	580149	L= 1.688
1.9 TDI 1.9 TDI	81 85	05/99→06/01 05/99→06/01	➡	⬇️; → 1J-YW238580; Scheibenbremse	2	24.3727-0149.2	580149	L= 1.688
			➡	⬇️; 1J-YW238581→; Scheibenbremse	2	24.3727-0173.2	580173	L= 1.693
1.9 TDI	96	11/00→05/05	➡	⬇️; 04/01→ 12/04; Scheibenbremse	2	24.3727-0173.2	580173	L= 1.693
1.9 TDI 4motion 2.3 V5 4motion 2.8 VR6	85 110 150	05/99→06/01 05/99→10/00 03/00→05/00	➡	⬇️; Scheibenbremse	2	24.3727-0175.2	580175	L= 1.723
1.9 TDI 4motion	96	11/00→05/05	➡	⬇️; 04/01→ 12/04; Scheibenbremse	2	24.3727-0175.2	580175	L= 1.723
2.0 4motion	88	12/99→05/03	➡	⬇️; 04/00→; Scheibenbremse	2	24.3727-0175.2	580175	L= 1.723
2.3 V5	110	05/99→10/00	➡	⬇️; 1J-YW238581→; Scheibenbremse	2	24.3727-0173.2	580173	L= 1.693
2.3 V5	125	10/00→05/05	➡	⬇️; 1J-YW238581→; → 12/04; Scheibenbremse	2	24.3727-0173.2	580173	L= 1.693
<b>VW - CADDY II Kasten (9K9A) 11/95→01/04</b>								
 <b>Radbremsszylinder</b>								
1.4 1.7 SDI 1.9 D 1.9 SDI ↓	55 42 47 47	08/00→01/04 07/96→09/00 11/95→01/04 11/95→01/04	➡			24.3220-0909.3	020210	Ø 20,64 ALU



















	kw				! #		
<b>VW - CADDY II Kasten (9K9A) 11/95→01/04</b>							
<b> Radbremszylinder</b>							
1.9 TDI 60 1.4 75 1.6 75 1.6	66 44 55 55	09/96→01/04 11/95→01/04 11/95→05/97 11/95→09/00	➔			24.3220-0909.3 020210	Ø 20,64 ALU
<b>Zubehörsatz, Bremsbacken</b>							
1.4 1.7 SDI 1.9 D 1.9 SDI 1.9 TDI 60 1.4 75 1.6 75 1.6	55 42 47 47 66 44 55 55	08/00→01/04 07/96→09/00 11/95→01/04 11/95→01/04 09/96→01/04 11/95→01/04 11/95→05/97 11/95→09/00	➔ ➔ ➔ ➔ ➔ ➔ ➔ ➔	↳ 9K-Y-500748→ ↳ 9K-Y-500747		03.0137-9149.2 669149 03.0137-9164.2 669164	
<b> Bremsstrommel</b>							
1.4 1.7 SDI 1.9 D 1.9 SDI 1.9 TDI 60 1.4 75 1.6 75 1.6	55 42 47 47 66 44 55 55	08/00→01/04 07/96→09/00 11/95→01/04 11/95→01/04 09/96→01/04 11/95→01/04 11/95→05/97 11/95→09/00	➔ ➔ ➔ ➔ ➔ ➔ ➔ ➔	↳ 9K-Y-500747; - ABS ↳ 9K-Y-500747; + ABS ↳ 9K-Y-500748→		24.0223-0015.1 480073 24.0223-0019.1 480176 24.0223-0020.1 480177	Ø 230,0 x 51 / 231 - RLG Ø 230,0 x 50,5 / 231 - RLG / + ABS Ring Ø 230,0 x 39,7 / 231,5
<b> Bremsbackensatz</b>							
1.4 1.7 SDI 1.9 D 1.9 SDI 1.9 TDI 60 1.4 75 1.6 75 1.6	55 42 47 47 66 44 55 55	08/00→01/04 07/96→09/00 11/95→01/04 11/95→01/04 09/96→01/04 11/95→01/04 11/95→05/97 11/95→09/00	➔ ➔ ➔ ➔ ➔ ➔ ➔ ➔	↳ 9K-Y-500747 ↳ 9K-Y-500748→		03.0137-0264.2 650264 03.0520-6120.3 696120 03.0137-0357.2 650357 03.0520-6920.3 696920	Ø 230 x 40 + HEB VW Ø 230 x 40 Ø 20,64 + RZ / + Zub TopKit Ø 230 x 32 + HEB Ø 230 x 32 Ø 20,64 + RZ / + Zub TopKit
<b> Seilzug, Feststellbremse</b>							
1.4 1.7 SDI 1.9 D 1.9 SDI 1.9 TDI 60 1.4 75 1.6 75 1.6	55 42 47 47 66 44 55 55	08/00→01/04 07/96→09/00 11/95→01/04 11/95→01/04 09/96→01/04 11/95→01/04 11/95→05/97 11/95→09/00	➔	↳ Trommelbremse	2	24.3727-2700.2 582700	L= 1.671
<b>VW - CADDY II Kombi (9K9B) 11/95→01/04</b>							
<b> Radbremszylinder</b>							
1.4 1.4 16V 1.6 1.6 1.7 SDI 1.9 D 1.9 SDI 1.9 TDI	44 55 55 55 42 47 47 66	11/95→01/04 08/00→01/04 11/95→05/97 06/97→09/00 07/96→09/00 11/95→01/04 11/95→01/04 10/96→01/04	➔			24.3220-0909.3 020210	Ø 20,64 ALU
<b>Zubehörsatz, Bremsbacken</b>							
1.4 1.4 16V 1.6 1.6 1.7 SDI 1.9 D 1.9 SDI 1.9 TDI	44 55 55 55 42 47 47 66	11/95→01/04 08/00→01/04 11/95→05/97 06/97→09/00 07/96→09/00 11/95→01/04 11/95→01/04 10/96→01/04	➔ ➔ ➔ ➔ ➔ ➔ ➔ ➔	↳ 9K-Y-500748→ ↳ 9K-Y-500747		03.0137-9149.2 669149 03.0137-9164.2 669164	
<b> Bremsstrommel</b>							
1.4 1.4 16V 1.6 1.6 1.7 SDI 1.9 D 1.9 SDI 1.9 TDI	44 55 55 55 42 47 47 66	11/95→01/04 08/00→01/04 11/95→05/97 06/97→09/00 07/96→09/00 11/95→01/04 11/95→01/04 10/96→01/04	➔ ➔ ➔ ➔ ➔ ➔ ➔ ➔	↳ 9K-Y-500747; - ABS ↳ 9K-Y-500747; + ABS ↳ 9K-Y-500748→		24.0223-0015.1 480073 24.0223-0019.1 480176 24.0223-0020.1 480177	Ø 230,0 x 51 / 231 - RLG Ø 230,0 x 50,5 / 231 - RLG / + ABS Ring Ø 230,0 x 39,7 / 231,5
<b> Bremsbackensatz</b>							
1.4 1.4 16V ↓	44 55	11/95→01/04 08/00→01/04	➔	↳ 9K-Y-500747		03.0137-0264.2 650264	Ø 230 x 40 + HEB

	kW				! #		
<b>VW - CADDY II Kombi (9K9B) 11/95→01/04</b>							
<b> Bremsbackensatz</b>							
1.6	55	11/95→05/97	➔	→ 9K-Y-500747		<b>03.0520-6120.3</b>	<b>696120</b> VW Ø 230 x 40 Ø 20,64 + RZ / + Zub TopKit
1.6	55	06/97→09/00					
1.7 SDI	42	07/96→09/00					
1.9 D	47	11/95→01/04	➔	9K-Y-500748→		<b>03.0137-0357.2</b>	<b>650357</b> Ø 230 x 32 + HEB
1.9 SDI	47	11/95→01/04				<b>03.0520-6920.3</b>	<b>696920</b> Ø 230 x 32 Ø 20,64 + RZ / + Zub TopKit
1.9 TDI	66	10/96→01/04					
<b> Seilzug, Feststellbremse</b>							
1.4	44	11/95→01/04	➔	☑; Trommelbremse	2	<b>24.3727-2700.2</b>	<b>582700</b> L= 1.671
1.4 16V	55	08/00→01/04					
1.6	55	11/95→05/97					
1.6	55	06/97→09/00					
1.7 SDI	42	07/96→09/00					
1.9 D	47	11/95→01/04					
1.9 SDI	47	11/95→01/04					
1.9 TDI	66	10/96→01/04					
<b>VW - CADDY II Pick-up (9U7) 06/96→12/00</b>							
<b> Radbremszylinder</b>							
1.6	55	06/96→12/00	➔	10/97→; + ABS		<b>24.3219-1721.3</b>	<b>020422</b> Ø 19,05 GG
1.9 D	47	06/96→12/00	➔	10/97→; - ABS		<b>24.3222-1712.3</b>	<b>020424</b> Ø 22,2 GG
<b>Zubehörsatz, Bremsbacken</b>							
1.6	55	06/96→12/00	➔	10/97→		<b>03.0137-9168.2</b>	<b>669168</b> VW
1.9 D	47	06/96→12/00					
<b> Bremstrommel</b>							
1.6	55	06/96→12/00	➔	10/97→		<b>24.0220-0018.1</b>	<b>480019</b> Ø 200,0 x 50 / 201 - RLG / - ABS Ring
1.9 D	47	06/96→12/00				<b>24.0220-0718.2</b>	<b>480209</b> Ø 200,0 x 50 / 201 + RLG / - ABS Ring
<b> Bremsbackensatz</b>							
1.6	55	06/96→12/00	➔	10/97→		<b>03.0137-0268.2</b>	<b>650268</b> VW Ø 200 x 40 + HEB
1.9 D	47	06/96→12/00	➔	10/97→; + ABS		<b>03.0520-5319.3</b>	<b>695319</b> Ø 200 x 40 Ø 19,05 + RZ / + Zub TopKit
			➔	10/97→; - ABS		<b>03.0520-7022.3</b>	<b>697022</b> VW Ø 200 x 40 Ø 22,2 + RZ / + Zub TopKit
<b> Seilzug, Feststellbremse</b>							
1.6	55	06/96→12/00	➔	☑; 10/97→; Trommelbremse	2	<b>24.3727-2508.2</b>	<b>582508</b> L= 1.782
1.9 D	47	06/96→12/00					
<b>VW - CADDY III Kasten (2KA, 2KH, 2CA, 2CH) 03/04→05/15</b>							
<b> Seilzug, Feststellbremse</b>							
1.2 TSI	63	09/10→05/15	➔	☑; +PR 0E1; für Fahrzeuge mit verstärktem Fahrwerk	2	<b>24.3727-0188.2</b>	<b>580188</b> L= 1.713
1.2 TSI	77	09/10→05/15					
1.6 TDI	55	08/10→05/15	➔	☑; +PR 0E2	2	<b>24.3727-0194.2</b>	<b>580194</b> L= 2.030
1.6 TDI	75	08/10→05/15					
2.0 TDI	125	05/12→05/15					
1.4	55	03/04→05/06	➔	☑; 2K-8-075001→; +PR 0E1; Scheibenbremse	2	<b>24.3727-0188.2</b>	<b>580188</b> L= 1.713
			➔	☑; → 2K-8-075000; Scheibenbremse	2	<b>24.3727-0188.2</b>	<b>580188</b> L= 1.713
			➔	☑; 2K-8-075001→; +PR 0E2	2	<b>24.3727-0194.2</b>	<b>580194</b> L= 2.030
1.4	59	05/06→08/10	➔	☑; 2K-8-075001→; +PR 0E1; → 10/09; Scheibenbremse	2	<b>24.3727-0188.2</b>	<b>580188</b> L= 1.713
1.6	75	04/04→05/15					
1.9 TDI	55	09/05→08/10	➔	☑; → 2K-8-075000; Scheibenbremse	2	<b>24.3727-0188.2</b>	<b>580188</b> L= 1.713
1.9 TDI	77	04/04→08/10					
2.0 EcoFuel	80	04/06→05/15	➔	☑; 11/09→; +PR 0E1; für Fahrzeuge mit verstärktem Fahrwerk	2	<b>24.3727-0188.2</b>	<b>580188</b> L= 1.713
2.0 SDI	51	03/04→08/10	➔	☑; 11/09→; +PR 0E2	2	<b>24.3727-0194.2</b>	<b>580194</b> L= 2.030
2.0 TDI	103	09/07→08/10	➔	☑; 2K-8-075001→; +PR 0E2; → 10/09	2	<b>24.3727-0194.2</b>	<b>580194</b> L= 2.030
1.6 BiFuel	75	05/11→05/15	➔	☑; +PR 0E1; für Fahrzeuge mit verstärktem Fahrwerk	2	<b>24.3727-0188.2</b>	<b>580188</b> L= 1.713
2.0 TDI	62	11/10→05/15	➔	☑; → 2K-8-075000; Scheibenbremse	2	<b>24.3727-0188.2</b>	<b>580188</b> L= 1.713
2.0 TDI 16V	103	11/10→05/15	➔	☑; +PR 0E2	2	<b>24.3727-0194.2</b>	<b>580194</b> L= 2.030
2.0 TDI 16V 4motion	103	11/10→05/15	➔	☑; 2K-8-075001→; +PR 0E1; → 10/09; Scheibenbremse	2	<b>24.3727-0188.2</b>	<b>580188</b> L= 1.713
			➔	☑; → 2K-8-075000; Scheibenbremse	2	<b>24.3727-0188.2</b>	<b>580188</b> L= 1.713
			➔	☑; 2K-8-075001→; +PR 0E2; → 10/09	2	<b>24.3727-0194.2</b>	<b>580194</b> L= 2.030
↓							











	kw				! #		
<b>VW - CADDY III Kasten (2KA, 2KH, 2CA, 2CH) 03/04→05/15</b>							
 <b>Seilzug, Feststellbremse</b>							
2.0 TDI	81	08/10→05/15	➔	⏴; 10/10→; +PR 0E1; für Fahrzeuge mit verstärktem Fahrwerk	2	24.3727-0188.2 580188	L= 1.713
			➔	⏴; 10/10→; +PR 0E2	2	24.3727-0194.2 580194	L= 2.030
<b>VW - CADDY III Kombi (2KB, 2KJ, 2CB, 2CJ) 03/04→05/15</b>							
 <b>Seilzug, Feststellbremse</b>							
1.2 TSI	63	09/10→05/15	➔	⏴; +PR 0E1; für Fahrzeuge mit verstärktem Fahrwerk	2	24.3727-0188.2 580188	L= 1.713
1.2 TSI	77	09/10→05/15					
1.6 TDI	55	08/10→05/15	➔	⏴; +PR 0E2	2	24.3727-0194.2 580194	L= 2.030
1.6 TDI	75	08/10→05/15					
2.0 TDI	125	05/12→05/15					
1.4	55	03/04→05/06	➔	⏴; 2K-8-075001→; +PR 0E1; Scheibenbremse	2	24.3727-0188.2 580188	L= 1.713
			➔	⏴; → 2K-8-075000; Scheibenbremse	2	24.3727-0188.2 580188	L= 1.713
			➔	⏴; 2K-8-075001→; +PR 0E2	2	24.3727-0194.2 580194	L= 2.030
1.4	59	05/06→08/10	➔	⏴; 2K-8-075001→; +PR 0E1; → 10/09; Scheibenbremse	2	24.3727-0188.2 580188	L= 1.713
1.6	74	03/05→05/15					
1.6	75	04/04→05/15	➔	⏴; → 2K-8-075000; Scheibenbremse	2	24.3727-0188.2 580188	L= 1.713
1.9 TDI	55	09/05→08/10	➔	⏴; → 2K-8-075000; Scheibenbremse	2	24.3727-0188.2 580188	L= 1.713
1.9 TDI	77	04/04→08/10	➔	⏴; 11/09→; +PR 0E1; für Fahrzeuge mit verstärktem Fahrwerk	2	24.3727-0188.2 580188	L= 1.713
2.0 EcoFuel	80	04/06→05/15	➔	⏴; 11/09→; +PR 0E2	2	24.3727-0194.2 580194	L= 2.030
2.0 SDI	51	03/04→08/10	➔	⏴; 11/09→; +PR 0E2	2	24.3727-0194.2 580194	L= 2.030
2.0 TDI	103	09/07→08/10	➔	⏴; 2K-8-075001→; +PR 0E2; → 10/09	2	24.3727-0194.2 580194	L= 2.030
1.6 BiFuel	75	05/11→05/15	➔	⏴; +PR 0E1; für Fahrzeuge mit verstärktem Fahrwerk	2	24.3727-0188.2 580188	L= 1.713
2.0 TDI 16V	103	11/10→05/15	➔	⏴; → 2K-8-075000; Scheibenbremse	2	24.3727-0188.2 580188	L= 1.713
			➔	⏴; +PR 0E2	2	24.3727-0194.2 580194	L= 2.030
1.9 TDI 4motion	77	05/08→08/10	➔	⏴; 2K-8-075001→; +PR 0E1; → 10/09; Scheibenbremse	2	24.3727-0188.2 580188	L= 1.713
			➔	⏴; → 2K-8-075000; Scheibenbremse	2	24.3727-0188.2 580188	L= 1.713
			➔	⏴; 2K-8-075001→; +PR 0E2; → 10/09	2	24.3727-0194.2 580194	L= 2.030
2.0 TDI	81	08/10→05/15	➔	⏴; 10/10→; +PR 0E1; für Fahrzeuge mit verstärktem Fahrwerk	2	24.3727-0188.2 580188	L= 1.713
			➔	⏴; 10/10→; +PR 0E2	2	24.3727-0194.2 580194	L= 2.030
<b>VW - CORRADO (53I) 08/87→12/95</b>							
 <b>Seilzug, Feststellbremse</b>							
2.0 i	85	04/93→12/95	➔	⏴; → 50-S-000361; Scheibenbremse	2	24.3727-0134.2 580134	L= 1.613
2.0 i 16V	100	08/91→12/95					
2.9 VR6	140	08/91→12/95	➔	⏴; 50-S-000362→; → 07/95; Scheibenbremse	2	24.3727-0156.2 580156	L= 1.616
<b>VW - CRAFTER 30-35 Bus (2E_) 04/06→12/16</b>							
 <b>Bremsbackensatz, Feststellbremse</b>							
2.0 TDI	80	05/11→12/16		07/11→; +PR 0WC, 0WL		03.0137-4003.2 654003	∅ 180 x 25 + Zub
2.0 TDI	100	05/11→12/16	➔	07/11→; +PR 0WF		03.0137-4008.2 654008	∅ 172 x 42 - HEB / + Zub
2.0 TDI	84	11/13→12/16		+PR 0WC, 0WL		03.0137-4003.2 654003	∅ 180 x 25 + Zub
2.0 TDI	105	10/11→12/16					
2.0 TDI	120	07/11→12/16	➔	+PR 0WF		03.0137-4008.2 654008	∅ 172 x 42 - HEB / + Zub
2.5 TDI	65	04/06→07/11					
2.5 TDI	80	04/06→05/13					
2.5 TDI	100	04/06→05/13					
2.5 TDI	120	04/06→07/11					
2.0 TDI 4motion	120	11/11→12/16		+PR 0WC,0WL		03.0137-4003.2 654003	∅ 180 x 25 + Zub
			➔	+PR 0WF		03.0137-4008.2 654008	∅ 172 x 42 - HEB / + Zub
<b>VW - CRAFTER 30-50 Kasten (2E_) 04/06→12/16</b>							
 <b>Bremsbackensatz, Feststellbremse</b>							
2.0 TDI	80	05/11→12/16		07/11→; +PR 0WC, 0WL		03.0137-4003.2 654003	∅ 180 x 25 + Zub
2.0 TDI	100	05/11→12/16	➔	07/11→; +PR 0WF		03.0137-4008.2 654008	∅ 172 x 42 - HEB / + Zub
2.0 TDI	84	11/13→12/16		+PR 0WC, 0WL		03.0137-4003.2 654003	∅ 180 x 25 + Zub
2.0 TDI	105	10/11→12/16					
2.0 TDI	120	07/11→12/16	➔	+PR 0WF		03.0137-4008.2 654008	∅ 172 x 42 - HEB / + Zub
2.5 TDI	65	04/06→07/11					
2.5 TDI	80	04/06→05/13					
2.5 TDI	100	04/06→05/13					
2.5 TDI	120	04/06→07/11					
2.0 TDI	103	11/15→12/16		+PR 0WC,0WL		03.0137-4003.2 654003	∅ 180 x 25 + Zub
↓							













	kW					! #		
<b>VW - CRAFTER 30-50 Kasten (2E_) 04/06→12/16</b>								
 <b>Bremsbackensatz, Feststellbremse</b>								
2.0 TDI 4motion	120	11/11→12/16	➔	+PR 0WF		03.0137-4008.2	654008	Ø 172 x 42 - HEB / + Zub
<b>VW - CRAFTER 30-50 Pritsche/Fahrgestell (2F_) 04/06→12/16</b>								
 <b>Bremsbackensatz, Feststellbremse</b>								
2.0 TDI	80	05/11→12/16		07/11→; +PR 0WC, 0WL		03.0137-4003.2	654003	Ø 180 x 25 + Zub
2.0 TDI	100	05/11→12/16	➔	07/11→; +PR 0WF		03.0137-4008.2	654008	Ø 172 x 42 - HEB / + Zub
2.0 TDI	84	11/13→12/16		+PR 0WC, 0WL		03.0137-4003.2	654003	Ø 180 x 25 + Zub
2.0 TDI	105	10/11→12/16		➔ +PR 0WF		03.0137-4008.2	654008	Ø 172 x 42 - HEB / + Zub
2.0 TDI	120	07/11→12/16						
2.5 TDI	65	04/06→07/11						
2.5 TDI	80	04/06→05/13						
2.5 TDI	100	04/06→05/13						
2.5 TDI	120	04/06→07/11						
2.0 TDI	103	11/15→12/16		+PR 0WC,0WL		03.0137-4003.2	654003	Ø 180 x 25 + Zub
2.0 TDI 4motion	120	11/11→12/16	➔	+PR 0WF		03.0137-4008.2	654008	Ø 172 x 42 - HEB / + Zub
<b>VW - EOS (1F7, 1F8) 03/06→08/15</b>								
 <b>Seilzug, Feststellbremse</b>								
1.4 TSI	90	11/07→08/15	➔	⬇	2	24.3727-2708.2	582708	L= 1.447
1.4 TSI	118	05/08→08/15						
1.6 FSI	85	06/06→05/08						
2.0 TDI	100	11/10→08/15						
2.0 TDI	103	06/06→05/08						
2.0 TDI 16V	103	05/08→08/15						
2.0 TSI	155	11/09→08/15						
3.2 V6	184	06/06→05/09						
3.6 V6	191	05/09→11/10						
2.0 FSI	110	03/06→05/08	➔	⬇; 05/06→	2	24.3727-2708.2	582708	L= 1.447
2.0 TFSI	147	03/06→08/15						
<b>VW - FOX (5Z1, 5Z3) 10/03→</b>								
 <b>Radbremszylinder</b>								
1.0	53	10/03→	➔	→ 08/11		24.3217-0908.3	020167	Ø 17,46 ALU
1.0	54	04/08→						
1.0 Total Flex	53	10/03→						
1.0 Total Flex	54	05/05→						
1.2	40	04/05→						
1.2	44	09/10→						
1.4	55	04/05→						
1.4 TDI	51	04/05→						
1.6	74	10/03→						
1.6 Total Flex	74	10/03→						
1.9 D	47	12/07→						
<b>Zubehörsatz, Bremsbacken</b>								
1.0	53	10/03→	➔	→ 08/11		03.0137-9168.2	669168	VW
1.0	54	04/08→						
1.0 Total Flex	53	10/03→						
1.0 Total Flex	54	05/05→						
1.2	40	04/05→						
1.2	44	09/10→						
1.4	55	04/05→						
1.4 TDI	51	04/05→						
1.6	74	10/03→						
1.6 Total Flex	74	10/03→						
1.9 D	47	12/07→						
 <b>Bremstrommel</b>								
1.0	53	10/03→	➔	→ 08/11		24.0220-0037.1	480161	Ø 200,0 x 50,1 / 201,5
1.0	54	04/08→						
1.0 Total Flex	53	10/03→						
1.0 Total Flex	54	05/05→						
1.2	40	04/05→						
1.2	44	09/10→						
1.4	55	04/05→						
1.4 TDI	51	04/05→						
1.6	74	10/03→						
1.6 Total Flex	74	10/03→						
1.9 D	47	12/07→						
 <b>Bremsbackensatz</b>								
1.0	53	10/03→	➔	→ 08/11		03.0137-0268.2	650268	VW Ø 200 x 40 + HEB
1.0	54	04/08→				03.0520-1517.3	691517	VW Ø 200 x 40 Ø 17,46 + RZ / + Zub TopKit
1.0 Total Flex	53	10/03→						
1.0 Total Flex	54	05/05→						
1.2	40	04/05→						
⬇								












	kW			 	! #		
<b>VW - FOX (5Z1, 5Z3) 10/03→</b>							
 <b>Bremsbackensatz</b>							
1.2	44	09/10→	➔	→ 08/11		03.0137-0268.2 650268	VW Ø 200 x 40 + HEB
1.4	55	04/05→				03.0520-1517.3 691517	VW Ø 200 x 40 Ø 17,46 + RZ / + Zub TopKit
1.4 TDI	51	04/05→					
1.6	74	10/03→					
1.6 Total Flex	74	10/03→					
1.9 D	47	12/07→					
 <b>Seilzug, Feststellbremse</b>							
1.0	53	10/03→	➔	⏴; → 08/11; +PR 1BA; Trommelbremse	2	24.3727-0199.2 580199	L= 1.580
1.0	54	04/08→					
1.0 Total Flex	53	10/03→					
1.0 Total Flex	54	05/05→					
1.2	40	04/05→					
1.2	44	09/10→					
1.4	55	04/05→					
1.4 TDI	51	04/05→					
1.6	74	10/03→					
1.6 Total Flex	74	10/03→					
1.9 D	47	12/07→					
<b>VW - GOLF III (1H1) 08/91→07/98</b>							
 <b>Radbremszylinder</b>							
1.4	40	11/91→08/97	➔			03.3215-2311.3 020018	Ø 15,87 GG
1.9 TD,GTD	55	11/91→08/97				24.3215-0903.3 020154	Ø 15,87 ALU
1.4	44	10/91→08/97	➔	11/91→		03.3215-2311.3 020018	Ø 15,87 GG
						24.3215-0903.3 020154	Ø 15,87 ALU
1.6	55	09/92→08/97	➔			03.3217-2112.3 020027	Ø 17,46 GG
1.9 SDI	47	07/95→08/97				24.3217-0908.3 020167	Ø 17,46 ALU
1.6	74	07/95→08/97	➔	Vollautomatik		03.3217-2112.3 020027	Ø 17,46 GG
			➔	→ 1H-S-246940; Schaltgetriebe		03.3217-2112.3 020027	Ø 17,46 GG
			➔	1H-S-246941→; Schaltgetriebe		24.3217-0908.3 020167	Ø 17,46 ALU
1.8	55	11/91→08/97	➔	→ 1H-S-246940; Vollautomatik		03.3215-2311.3 020018	Ø 15,87 GG
1.8	66	11/91→08/97				24.3215-0903.3 020154	Ø 15,87 ALU
			➔	1H-S-246941→; Vollautomatik		03.3217-2112.3 020027	Ø 17,46 GG
						24.3217-0908.3 020167	Ø 17,46 ALU
			➔	→ 1H-S-246940; Schaltgetriebe		03.3217-2112.3 020027	Ø 17,46 GG
						24.3217-0908.3 020167	Ø 17,46 ALU
			➔	1H-S-246941→; Schaltgetriebe		24.3219-0909.3 020188	Ø 19,05 ALU
1.8 Syncro (1HX1)	66	01/93→08/97	➔	→ 1H-S-400000		24.3220-0909.3 020210	Ø 20,64 ALU
						24.3222-0913.3 020255	Ø 22,2 ALU
1.9 D	48	11/91→08/97	➔	08/93→; → 1H-S-246940		03.3215-2311.3 020018	Ø 15,87 GG
						24.3215-0903.3 020154	Ø 15,87 ALU
			➔			03.3217-2112.3 020027	Ø 17,46 GG
						24.3217-0908.3 020167	Ø 17,46 ALU
			➔	1H-S-246941→; → 07/95		03.3217-2112.3 020027	Ø 17,46 GG
						24.3217-0908.3 020167	Ø 17,46 ALU
1.9 TDI	66	09/93→08/97	➔	10/93→		03.3217-2112.3 020027	Ø 17,46 GG
						24.3217-0908.3 020167	Ø 17,46 ALU
1.9 TDI Syncro (1HX1)	66	08/95→08/97	➔			24.3222-0913.3 020255	Ø 22,2 ALU
2.0 Syncro (1HX1)	85	08/95→08/97					
<b>Zubehörsatz, Bremsbacken</b>							
1.4	40	11/91→08/97	➔			03.0137-9168.2 669168	VW
1.6	55	09/92→08/97					
1.8	55	11/91→08/97					
1.8	66	11/91→08/97					
1.9 SDI	47	07/95→08/97					
1.9 TD,GTD	55	11/91→08/97					
1.4	44	10/91→08/97	➔	11/91→		03.0137-9168.2 669168	VW
1.8 Syncro (1HX1)	66	01/93→08/97	➔			03.0137-9044.2 669044	
1.9 TDI Syncro (1HX1)	66	08/95→08/97					
2.0 Syncro (1HX1)	85	08/95→08/97					
1.9 D	48	11/91→08/97	➔			03.0137-9168.2 669168	VW
			➔	08/93→ 07/95		03.0137-9168.2 669168	VW
1.9 TDI	66	09/93→08/97	➔	10/93→		03.0137-9168.2 669168	VW
↓							













	kw				! #		
<b>VW - GOLF III (1H1) 08/91→07/98</b>							
<b>Bremstrommel</b>							
1.4 1.6 1.8 1.8 1.9 SDI 1.9 TD,GTD	40 55 55 66 47 55	11/91→08/97 09/92→08/97 11/91→08/97 11/91→08/97 07/95→08/97 11/91→08/97	➔			24.0220-0018.1 480019 24.0220-0718.2 480209	Ø 200,0 x 50 / 201 - RLG / - ABS Ring Ø 200,0 x 50 / 201 + RLG / - ABS Ring
1.4	44	10/91→08/97	➔	11/91→		24.0220-0018.1 480019 24.0220-0718.2 480209	Ø 200,0 x 50 / 201 - RLG / - ABS Ring Ø 200,0 x 50 / 201 + RLG / - ABS Ring
1.8 Syncro (1HX1) 1.9 TDI Syncro (1HX1) 2.0 Syncro (1HX1)	66 66 85	01/93→08/97 08/95→08/97 08/95→08/97	➔			24.0223-0017.1 480135	Ø 230,0 x 48,5 / 231,5
1.9 D	48	11/91→08/97	➔			24.0220-0018.1 480019 24.0220-0718.2 480209	Ø 200,0 x 50 / 201 - RLG / - ABS Ring Ø 200,0 x 50 / 201 + RLG / - ABS Ring
			➔	08/93→ 07/95		24.0220-0018.1 480019 24.0220-0718.2 480209	Ø 200,0 x 50 / 201 - RLG / - ABS Ring Ø 200,0 x 50 / 201 + RLG / - ABS Ring
1.9 TDI	66	09/93→08/97	➔	10/93→		24.0220-0018.1 480019 24.0220-0718.2 480209	Ø 200,0 x 50 / 201 - RLG / - ABS Ring Ø 200,0 x 50 / 201 + RLG / - ABS Ring
<b>Bremsbackensatz</b>							
1.4 1.9 TD,GTD	40 55	11/91→08/97 11/91→08/97	➔			03.0137-0268.2 650268 03.0520-0415.3 690415	VW Ø 200 x 40 + HEB VW Ø 200 x 40 Ø 15,87 + RZ / + Zub TopKit
1.4	44	10/91→08/97	➔	11/91→		03.0137-0268.2 650268 03.0520-0415.3 690415	VW Ø 200 x 40 + HEB VW Ø 200 x 40 Ø 15,87 + RZ / + Zub TopKit
1.6 1.9 SDI	55 47	09/92→08/97 07/95→08/97	➔			03.0137-0268.2 650268 03.0420-1517.3 681517 03.0520-1517.3 691517	VW Ø 200 x 40 + HEB VW Ø 200 x 40 Ø 17,46 + RZ / + Zub Kit VW Ø 200 x 40 Ø 17,46 + RZ / + Zub TopKit
1.6	74	07/95→08/97	➔	Vollautomatik		03.0420-1517.3 681517 03.0520-1517.3 691517	VW Ø 200 x 40 Ø 17,46 + RZ / + Zub Kit VW Ø 200 x 40 Ø 17,46 + RZ / + Zub TopKit
			➔	→ 1H-S-246940; Schaltgetriebe		03.0420-1517.3 681517 03.0520-1517.3 691517	VW Ø 200 x 40 Ø 17,46 + RZ / + Zub Kit VW Ø 200 x 40 Ø 17,46 + RZ / + Zub TopKit
			➔	1H-S-246941→; Schaltgetriebe		03.0420-4219.3 684219 03.0520-4219.3 694219	VW Ø 200 x 40 Ø 19,05 + RZ / + Zub Kit VW Ø 200 x 40 Ø 19,05 + RZ / + Zub TopKit
1.8 1.8	55 66	11/91→08/97 11/91→08/97	➔			03.0137-0268.2 650268 03.0420-1517.3 681517 03.0520-1517.3 691517	VW Ø 200 x 40 + HEB VW Ø 200 x 40 Ø 17,46 + RZ / + Zub Kit VW Ø 200 x 40 Ø 17,46 + RZ / + Zub TopKit
			➔	1H-S-246941→; Vollautomatik		03.0420-1517.3 681517 03.0520-1517.3 691517	VW Ø 200 x 40 Ø 17,46 + RZ / + Zub Kit VW Ø 200 x 40 Ø 17,46 + RZ / + Zub TopKit
			➔	→ 1H-S-246940; Schaltgetriebe		03.0420-1517.3 681517 03.0520-1517.3 691517	VW Ø 200 x 40 Ø 17,46 + RZ / + Zub Kit VW Ø 200 x 40 Ø 17,46 + RZ / + Zub TopKit
			➔	1H-S-246941→; Schaltgetriebe		03.0420-4219.3 684219 03.0520-4219.3 694219	VW Ø 200 x 40 Ø 19,05 + RZ / + Zub Kit VW Ø 200 x 40 Ø 19,05 + RZ / + Zub TopKit
			➔	→ 1H-S-246940; Vollautomatik		03.0520-0415.3 690415	VW Ø 200 x 40 Ø 15,87 + RZ / + Zub TopKit
1.8 Syncro (1HX1) 1.9 TDI Syncro (1HX1) 2.0 Syncro (1HX1)	66 66 85	01/93→08/97 08/95→08/97 08/95→08/97	➔			03.0137-0264.2 650264	Ø 230 x 40 + HEB
1.9 D	48	11/91→08/97	➔	08/93→ 07/95		03.0137-0268.2 650268	VW Ø 200 x 40 + HEB
↓			➔			03.0137-0268.2 650268	VW Ø 200 x 40 + HEB
























	kw			 	! #		
<b>VW - GOLF III (1H1) 08/91→07/98</b>							
 <b>Bremsbackensatz</b>							
1.9 D	48	11/91→08/97	➔			<b>03.0420-1517.3 681517</b>	VW Ø 200 x 40 Ø 17,46 + RZ / + Zub Kit
						<b>03.0520-1517.3 691517</b>	VW Ø 200 x 40 Ø 17,46 + RZ / + Zub TopKit
			➔	1H-S-246941→; → 07/95		<b>03.0420-1517.3 681517</b>	VW Ø 200 x 40 Ø 17,46 + RZ / + Zub Kit
						<b>03.0520-1517.3 691517</b>	VW Ø 200 x 40 Ø 17,46 + RZ / + Zub TopKit
			➔	08/93→; → 1H-S-246940		<b>03.0520-0415.3 690415</b>	VW Ø 200 x 40 Ø 15,87 + RZ / + Zub TopKit
1.9 TDI	66	09/93→08/97	➔	10/93→		<b>03.0137-0268.2 650268</b>	VW Ø 200 x 40 + HEB
						<b>03.0420-1517.3 681517</b>	VW Ø 200 x 40 Ø 17,46 + RZ / + Zub Kit
						<b>03.0520-1517.3 691517</b>	VW Ø 200 x 40 Ø 17,46 + RZ / + Zub TopKit
 <b>Seilzug, Feststellbremse</b>							
1.4 1.9 TD,GTD	40 55	11/91→08/97 11/91→08/97	➔	☒; → 1H-S-037799; Trommelbremse	2	<b>24.3727-0135.2 580135</b>	L= 1.500
			➔	☒; 1H-S-037800→; Trommelbremse	2	<b>24.3727-0160.2 580160</b>	L= 1.498
1.4	44	10/91→08/97	➔	☒; 11/91→; → 1H-S-037799; Trommelbremse	2	<b>24.3727-0135.2 580135</b>	L= 1.500
			➔	☒; 1H-S-037800→; Trommelbremse	2	<b>24.3727-0160.2 580160</b>	L= 1.498
1.6	55	09/92→08/97	➔	☒; → 1H-S-037799; Trommelbremse	2	<b>24.3727-0135.2 580135</b>	L= 1.500
			➔	☒; 1H-S-037800→; Trommelbremse	2	<b>24.3727-0160.2 580160</b>	L= 1.498
1.6	74	07/95→08/97	➔	☒; → 1H-S-037799; Trommelbremse	2	<b>24.3727-0135.2 580135</b>	L= 1.500
			➔	☒; Scheibenbremse	2	<b>24.3727-0156.2 580156</b>	L= 1.616
			➔	☒; 1H-S-037800→; Trommelbremse	2	<b>24.3727-0160.2 580160</b>	L= 1.498
1.8 1.8	55 66	11/91→08/97 11/91→08/97	➔	☒; → 1H-S-037799; Scheibenbremse	2	<b>24.3727-0134.2 580134</b>	L= 1.613
			➔	☒; → 1H-S-037799; Trommelbremse	2	<b>24.3727-0135.2 580135</b>	L= 1.500
			➔	☒; 1H-S-037800→; Scheibenbremse	2	<b>24.3727-0156.2 580156</b>	L= 1.616
			➔	☒; 1H-S-037800→; Trommelbremse	2	<b>24.3727-0160.2 580160</b>	L= 1.498
1.9 D	48	11/91→08/97	➔	☒; → 1H-S-037799; Trommelbremse	2	<b>24.3727-0135.2 580135</b>	L= 1.500
			➔	☒; 08/93→; → 1H-S-037799; Trommelbremse	2	<b>24.3727-0135.2 580135</b>	L= 1.500
			➔	☒; 1H-S-037800→; → 07/95; Trommelbremse	2	<b>24.3727-0160.2 580160</b>	L= 1.498
			➔	☒; 1H-S-037800→; Trommelbremse	2	<b>24.3727-0160.2 580160</b>	L= 1.498
1.9 SDI	47	07/95→08/97	➔	☒; Trommelbremse	2	<b>24.3727-0160.2 580160</b>	L= 1.498
1.9 TDI	66	09/93→08/97	➔	☒; 10/93→; → 1H-S-037799; Trommelbremse	2	<b>24.3727-0135.2 580135</b>	L= 1.500
			➔	☒; 1H-S-037800→; Trommelbremse	2	<b>24.3727-0160.2 580160</b>	L= 1.498
1.9 TDI	81	04/96→08/97	➔	☒; Scheibenbremse	2	<b>24.3727-0156.2 580156</b>	L= 1.616
2.0 2.0 GTI 16V 2.8 VR6	85 110 128	11/91→08/97 08/92→08/97 01/92→08/97	➔	☒; → 1H-S-037799; Scheibenbremse	2	<b>24.3727-0134.2 580134</b>	L= 1.613
			➔	☒; 1H-S-037800→; Scheibenbremse	2	<b>24.3727-0156.2 580156</b>	L= 1.616
2.0 GL 2.8 VR6	79 120	08/95→09/97 08/95→09/97	➔	☒; → 1H-S-037799; Scheibenbremse	2	<b>24.3727-0134.2 580134</b>	L= 1.613
			➔	☒; 1H-S-037800→; → 08/97; Scheibenbremse	2	<b>24.3727-0156.2 580156</b>	L= 1.616
<b>VW - GOLF III Cabriolet (1E7) 07/93→05/98</b>							
 <b>Radbremszylinder</b>							
1.6 1.9 TDI	74 66	10/94→05/98 08/95→05/98	➔	→ 1E-SK016363		<b>03.3217-2112.3 020027</b>	Ø 17,46 GG
						<b>24.3217-0908.3 020167</b>	Ø 17,46 ALU
			➔	1E-SK016364→; → 03/98		<b>24.3219-0909.3 020188</b>	Ø 19,05 ALU
1.8 1.8 2.0	55 66 85	07/93→05/98 07/93→05/98 07/93→05/98	➔	09/93→; → 1E-SK016363		<b>03.3217-2112.3 020027</b>	Ø 17,46 GG
						<b>24.3217-0908.3 020167</b>	Ø 17,46 ALU
			➔	1E-SK016364→; → 03/98		<b>24.3219-0909.3 020188</b>	Ø 19,05 ALU
<b>Zubehörsatz, Bremsbacken</b>							
1.6 1.9 TDI	74 66	10/94→05/98 08/95→05/98	➔	→ 03/98		<b>03.0137-9168.2 669168</b>	VW
1.8 1.8 2.0 ↓	55 66 85	07/93→05/98 07/93→05/98 07/93→05/98	➔	09/93→ 03/98		<b>03.0137-9168.2 669168</b>	VW

















	kw			 	! #		
<b>VW - GOLF III Cabriolet (1E7) 07/93→05/98</b>							
 <b>Bremstrommel</b>							
1.6 1.9 TDI	74 66	10/94→05/98 08/95→05/98	➔	→ 03/98		24.0220-0018.1 480019 24.0220-0718.2 480209	Ø 200,0 x 50 / 201 - RLG / - ABS Ring Ø 200,0 x 50 / 201 + RLG / - ABS Ring
1.8 1.8 2.0	55 66 85	07/93→05/98 07/93→05/98 07/93→05/98	➔	09/93→ 03/98		24.0220-0018.1 480019 24.0220-0718.2 480209	Ø 200,0 x 50 / 201 - RLG / - ABS Ring Ø 200,0 x 50 / 201 + RLG / - ABS Ring
 <b>Bremsbackensatz</b>							
1.6 1.9 TDI	74 66	10/94→05/98 08/95→05/98	➔	→ 03/98		03.0137-0268.2 650268	VW Ø 200 x 40 + HEB
			➔	→ 1E-SK016363		03.0420-1517.3 681517 03.0520-1517.3 691517	VW Ø 200 x 40 Ø 17,46 + RZ / + Zub Kit VW Ø 200 x 40 Ø 17,46 + RZ / + Zub TopKit
			➔	1E-SK016364→; → 03/98		03.0420-4219.3 684219 03.0520-4219.3 694219	VW Ø 200 x 40 Ø 19,05 + RZ / + Zub Kit VW Ø 200 x 40 Ø 19,05 + RZ / + Zub TopKit
1.8 1.8 2.0	55 66 85	07/93→05/98 07/93→05/98 07/93→05/98	➔	09/93→ 03/98		03.0137-0268.2 650268	VW Ø 200 x 40 + HEB
			➔	09/93→; → 1E-SK016363		03.0420-1517.3 681517 03.0520-1517.3 691517	VW Ø 200 x 40 Ø 17,46 + RZ / + Zub Kit VW Ø 200 x 40 Ø 17,46 + RZ / + Zub TopKit
			➔	1E-SK016364→; → 03/98		03.0420-4219.3 684219 03.0520-4219.3 694219	VW Ø 200 x 40 Ø 19,05 + RZ / + Zub Kit VW Ø 200 x 40 Ø 19,05 + RZ / + Zub TopKit
 <b>Seilzug, Feststellbremse</b>							
1.6 1.9 TDI	74 66	10/94→05/98 08/95→05/98	➔	⏴; 04/98→; Scheiben/Trommel	2	24.3727-0156.2 580156	L= 1.616
			➔	⏴; → 03/98; Scheiben/Trommel	2	24.3727-0160.2 580160	L= 1.498
1.8 1.8 2.0	55 66 85	07/93→05/98 07/93→05/98 07/93→05/98	➔	⏴; 09/93→; → 1E-S-005031; Scheiben/Trommel	2	24.3727-0135.2 580135	L= 1.500
			➔	⏴; 04/98→; Scheiben/Trommel	2	24.3727-0156.2 580156	L= 1.616
			➔	⏴; 1E-S-005032→; → 03/98; Scheiben/Trommel	2	24.3727-0160.2 580160	L= 1.498
1.9 TDI	81	07/96→05/98	➔	⏴; 09/96→; Scheiben/Trommel	2	24.3727-0156.2 580156	L= 1.616
<b>VW - GOLF III Van (1H1) 08/91→12/97</b>							
 <b>Seilzug, Feststellbremse</b>							
1.8	66	08/91→12/97	➔	⏴; 11/91→; → 1H-S-037799; Trommelbremse	2	24.3727-0135.2 580135	L= 1.500
			➔	⏴; 1H-S-037800→; → 08/97; Trommelbremse	2	24.3727-0160.2 580160	L= 1.498
<b>VW - GOLF III Variant (1H5) 07/93→04/99</b>							
 <b>Radbremszylinder</b>							
1.4 1.4	40 44	07/93→04/99 07/93→04/99	➔	→ 06/95		03.3217-2112.3 020027 24.3217-0908.3 020167	Ø 17,46 GG Ø 17,46 ALU
			➔	07/95→		24.3219-0909.3 020188	Ø 19,05 ALU
1.6 1.8 1.8 1.9 D 1.9 SDI 1.9 TD 1.9 TDI 1.9 TDI 2.0 2.0	74 55 66 48 47 55 66 81 79 85	07/94→04/99 07/93→04/99 07/93→04/99 07/93→04/99 07/95→04/99 07/93→04/99 03/94→04/99 04/96→04/99 08/95→04/96 07/93→04/99	➔			24.3219-0909.3 020188	Ø 19,05 ALU
1.8 Syncro 1.9 TDI Syncro 2.0 Syncro	66 66 85	10/94→04/99 07/95→04/99 08/95→04/99	➔			24.3222-0913.3 020255	Ø 22,2 ALU
<b>Zubehörsatz, Bremsbacken</b>							
1.4 1.4 1.6 ↓	40 44 74	07/93→04/99 07/93→04/99 07/94→04/99	➔			03.0137-9168.2 669168	VW














	kW			 	! #		
<b>VW - GOLF III Variant (1H5) 07/93→04/99</b>							
<b>Zubehörsatz, Bremsbacken</b>							
1.8	55	07/93→04/99	➔			03.0137-9168.2 669168	VW
1.8	66	07/93→04/99					
1.9 D	48	07/93→04/99					
1.9 SDI	47	07/95→04/99					
1.9 TD	55	07/93→04/99					
1.9 TDI	66	03/94→04/99					
1.9 TDI	81	04/96→04/99					
2.0	79	08/95→04/96					
2.0	85	07/93→04/99					
1.8 Syncro	66	10/94→04/99	➔			03.0137-9044.2 669044	
1.9 TDI Syncro	66	07/95→04/99					
2.0 Syncro	85	08/95→04/99					
<b> Bremstrommel</b>							
1.4	40	07/93→04/99	➔			24.0220-0018.1 480019	Ø 200,0 x 50 / 201
1.4	44	07/93→04/99					- RLG / - ABS Ring
1.6	74	07/94→04/99				24.0220-0718.2 480209	Ø 200,0 x 50 / 201
1.8	55	07/93→04/99					+ RLG / - ABS Ring
1.8	66	07/93→04/99					
1.9 D	48	07/93→04/99					
1.9 SDI	47	07/95→04/99					
1.9 TD	55	07/93→04/99					
1.9 TDI	66	03/94→04/99					
1.9 TDI	81	04/96→04/99					
2.0	79	08/95→04/96					
2.0	85	07/93→04/99					
1.8 Syncro	66	10/94→04/99	➔			24.0223-0017.1 480135	Ø 230,0 x 48,5 / 231,5
1.9 TDI Syncro	66	07/95→04/99					
2.0 Syncro	85	08/95→04/99					
<b> Bremsbackensatz</b>							
1.4	40	07/93→04/99	➔			03.0137-0268.2 650268	VW Ø 200 x 40 + HEB
1.4	44	07/93→04/99	➔	→ 06/95		03.0420-1517.3 681517	VW Ø 200 x 40 Ø 17,46
						03.0520-1517.3 691517	+ RZ / + Zub Kit
			➔	07/95→		03.0420-4219.3 684219	VW Ø 200 x 40 Ø 17,46
						03.0520-4219.3 694219	+ RZ / + Zub TopKit
1.6	74	07/94→04/99	➔			03.0137-0268.2 650268	VW Ø 200 x 40 + HEB
1.8	55	07/93→04/99				03.0420-4219.3 684219	VW Ø 200 x 40 Ø 19,05
1.8	66	07/93→04/99					+ RZ / + Zub Kit
1.9 D	48	07/93→04/99				03.0520-4219.3 694219	VW Ø 200 x 40 Ø 19,05
1.9 SDI	47	07/95→04/99					+ RZ / + Zub TopKit
1.9 TD	55	07/93→04/99					
1.9 TDI	66	03/94→04/99					
1.9 TDI	81	04/96→04/99					
2.0	79	08/95→04/96					
2.0	85	07/93→04/99					
1.8 Syncro	66	10/94→04/99	➔			03.0137-0264.2 650264	Ø 230 x 40 + HEB
1.9 TDI Syncro	66	07/95→04/99					
2.0 Syncro	85	08/95→04/99					
<b> Seilzug, Feststellbremse</b>							
1.4	40	07/93→04/99	➔	⏏; → 1H-SW037527; Trommelbremse	2	24.3727-0135.2 580135	L= 1.500
1.4	44	07/93→04/99	➔	⏏; 1H-SW037528→; Trommelbremse	2	24.3727-0160.2 580160	L= 1.498
1.6	74	07/94→04/99	➔				
1.8	55	07/93→04/99					
1.8	66	07/93→04/99					
1.9 D	48	07/93→04/99					
1.9 TD	55	07/93→04/99					
1.9 TDI	66	03/94→04/99					
2.0	79	08/95→04/96					
2.0	85	07/93→04/99					
1.9 SDI	47	07/95→04/99	➔	⏏; Trommelbremse	2	24.3727-0160.2 580160	L= 1.498
1.9 TDI	81	04/96→04/99					
<b>VW - GOLF IV (1J1) 08/97→06/05</b>							
<b> Seilzug, Feststellbremse</b>							
1.4 16V	55	08/97→06/05	➔	⏏; 10/97→; → 1J-Y-238580; Scheibenbremse	2	24.3727-0149.2 580149	L= 1.688
1.6	74	08/97→05/04	➔	⏏; 1J-Y-238581→; → 10/03; Scheibenbremse	2	24.3727-0173.2 580173	L= 1.693
1.8	92	08/97→06/05	➔				
1.8 T	110	08/97→06/05	➔				
1.9 SDI	50	08/97→06/05					
1.9 TDI	81	08/97→05/04					
1.6	74	02/01→06/01	➔	⏏; → 1J-Y-238580; Scheibenbremse	2	24.3727-0149.2 580149	L= 1.688
↓							

	kw			 	! #		
<b>VW - GOLF IV (1J1) 08/97→06/05</b>							
 <b>Seilzug, Feststellbremse</b>							
1.6	74	02/01→06/01	➔	⏴; 1J-Y-238581→; Scheibenbremse	2	<b>24.3727-0173.2 580173</b>	L= 1.693
1.6	75	08/00→06/05	➔	⏴; → 1J-Y-238580; Scheibenbremse	2	<b>24.3727-0149.2 580149</b>	L= 1.688
1.6	78	08/03→06/05	➔	⏴; 1J-Y-238581→; → 10/03; Scheibenbremse	2	<b>24.3727-0173.2 580173</b>	L= 1.693
1.6 16V	77	02/00→06/05					
1.8 T GTI	132	08/01→06/05					
1.6 FSI	81	01/02→06/05	➔	⏴; → 10/03; Scheibenbremse	2	<b>24.3727-0173.2 580173</b>	L= 1.693
2.3 V5	125	10/00→06/05					
1.8 4motion	92	05/98→06/05	➔	⏴; 07/98→ 10/03; Scheibenbremse	2	<b>24.3727-0175.2 580175</b>	L= 1.723
1.9 TDI	66	10/97→05/04	➔	⏴; → 1J-Y-238580; Scheibenbremse	2	<b>24.3727-0149.2 580149</b>	L= 1.688
				⏴; 1J-Y-238581→; → 06/01; Scheibenbremse	2	<b>24.3727-0173.2 580173</b>	L= 1.693
1.9 TDI	74	09/00→06/05	➔	⏴; Scheibenbremse	2	<b>24.3727-0173.2 580173</b>	L= 1.693
1.9 TDI	85	12/98→06/01	➔	⏴; 05/99→; → 1J-Y-238580; Scheibenbremse	2	<b>24.3727-0149.2 580149</b>	L= 1.688
				⏴; 1J-Y-238581→; Scheibenbremse	2	<b>24.3727-0173.2 580173</b>	L= 1.693
1.9 TDI	96	11/00→06/05	➔	⏴; 04/01→ 10/03; Scheibenbremse	2	<b>24.3727-0173.2 580173</b>	L= 1.693
1.9 TDI	110	05/00→06/05	➔	⏴; 09/00→ 10/03; Scheibenbremse	2	<b>24.3727-0173.2 580173</b>	L= 1.693
1.9 TDI 4motion	66	07/98→04/02	➔	⏴; Scheibenbremse	2	<b>24.3727-0175.2 580175</b>	L= 1.723
1.9 TDI 4motion	74	09/00→06/05					
2.3 V5 4motion	110	12/98→10/00					
1.9 TDI 4motion	85	09/99→06/01	➔	⏴; 11/99→; Scheibenbremse	2	<b>24.3727-0175.2 580175</b>	L= 1.723
1.9 TDI 4motion	96	11/00→06/05	➔	⏴; 04/01→ 10/03; Scheibenbremse	2	<b>24.3727-0175.2 580175</b>	L= 1.723
1.9 TDI 4motion	110	02/00→06/05	➔	⏴; 09/00→ 10/03; Scheibenbremse	2	<b>24.3727-0175.2 580175</b>	L= 1.723
2.0	85	07/98→05/04	➔	⏴; 08/98→; → 1J-Y-238580; Scheibenbremse	2	<b>24.3727-0149.2 580149</b>	L= 1.688
				⏴; 1J-Y-238581→; → 10/03; Scheibenbremse	2	<b>24.3727-0173.2 580173</b>	L= 1.693
2.0 4motion	85	10/00→06/05	➔	⏴; → 10/03; Scheibenbremse	2	<b>24.3727-0175.2 580175</b>	L= 1.723
2.3 V5 4motion	125	10/00→06/05					
2.8 V6 4motion	150	03/99→06/05					
3.2 R32 4motion	177	09/02→06/05					
2.3 V5	110	08/97→10/00	➔	⏴; 10/97→; Scheibenbremse	2	<b>24.3727-0173.2 580173</b>	L= 1.693
<b>VW - GOLF IV Cabriolet (1E7) 06/98→06/02</b>							
 <b>Radbremszylinder</b>							
1.6	74	06/98→06/02	➔	→ 1E-SK016363		<b>03.3217-2112.3 020027</b>	Ø 17,46 GG
1.8	55	06/98→06/02					
1.8	66	06/98→06/02					
1.9 TDI	66	06/98→06/02					
2.0	85	06/98→06/02					
						<b>24.3217-0908.3 020167</b>	Ø 17,46 ALU
 <b>Bremsbackensatz</b>							
1.6	74	06/98→06/02	➔	→ 1E-SK016363		<b>03.0420-1517.3 681517</b>	VW Ø 200 x 40 Ø 17,46 + RZ / + Zub Kit
1.8	55	06/98→06/02					
1.8	66	06/98→06/02					
1.9 TDI	66	06/98→06/02					
2.0	85	06/98→06/02					
						<b>03.0520-1517.3 691517</b>	VW Ø 200 x 40 Ø 17,46 + RZ / + Zub TopKit
 <b>Seilzug, Feststellbremse</b>							
1.6	74	06/98→06/02	➔	⏴; → 02/02; Scheiben/Trommel	2	<b>24.3727-0156.2 580156</b>	L= 1.616
1.9 TDI	66	06/98→06/02					
1.9 TDI	81	06/98→06/02					
1.8	55	06/98→06/02	➔	⏴; → 1E-S-005031; Scheiben/Trommel	2	<b>24.3727-0135.2 580135</b>	L= 1.500
1.8	66	06/98→06/02					
2.0	85	06/98→06/02					
			➔	⏴; → 02/02; Scheiben/Trommel	2	<b>24.3727-0156.2 580156</b>	L= 1.616
<b>VW - GOLF IV Van (1J1) 05/00→05/04</b>							
 <b>Seilzug, Feststellbremse</b>							
1.9 TDI	66	05/00→09/02	➔	⏴; → 1J-Y-238580; Scheibenbremse	2	<b>24.3727-0149.2 580149</b>	L= 1.688
				⏴; 1J-Y-238581→; → 06/01; Scheibenbremse	2	<b>24.3727-0173.2 580173</b>	L= 1.693
1.9 TDI	96	04/01→05/04	➔	⏴; → 1J-Y-238580; Scheibenbremse	2	<b>24.3727-0149.2 580149</b>	L= 1.688
				⏴; 1J-Y-238581→; → 06/01; Scheibenbremse	2	<b>24.3727-0173.2 580173</b>	L= 1.693
				⏴; → 10/03; Scheibenbremse	2	<b>24.3727-0173.2 580173</b>	L= 1.693

	kw			 	! #		
<b>VW - GOLF IV Variant (1J5) 05/99→06/06</b>							
 <b>Seilzug, Feststellbremse</b>							
1.4 16V	55	05/99→06/06	➡	⬇; → 1J-Y-238580; Scheibenbremse	2	24.3727-0149.2 580149	L= 1.688
1.6	74	05/99→04/02	➡	⬇; 1J-Y-238581→; Scheibenbremse	2	24.3727-0173.2 580173	L= 1.693
1.6	75	08/00→06/06					
1.6 16V	77	02/00→06/06					
1.9 SDI	50	05/99→06/06					
1.9 TDI	66	05/99→05/06					
1.9 TDI	81	05/99→06/01					
1.9 TDI	85	08/99→06/01					
2.0	85	05/99→06/06					
2.0 Bi-Fuel	85	02/02→06/06					
1.6 FSI	81	01/02→06/06	➡	⬇; Scheibenbremse	2	24.3727-0173.2 580173	L= 1.693
1.8 T	110	05/00→06/06					
1.9 TDI	74	09/00→06/06					
1.9 TDI	110	06/01→06/06					
2.3 V5	110	05/99→06/06					
2.3 V5	125	10/00→06/06					
1.8 4motion	92	05/99→06/06	➡	⬇; Scheibenbremse	2	24.3727-0175.2 580175	L= 1.723
1.9 TDI 4motion	66	05/99→04/02					
1.9 TDI 4motion	74	09/00→06/06					
1.9 TDI 4motion	110	05/02→06/05					
2.0 4motion	85	10/00→06/06					
2.3 V5 4motion	110	05/99→06/06					
2.3 V5 4motion	125	10/00→06/06					
2.8 V6 4motion	150	05/99→06/06					
1.9 TDI	96	11/00→06/06	➡	⬇; 04/01→; Scheibenbremse	2	24.3727-0173.2 580173	L= 1.693
1.9 TDI 4motion	85	05/99→06/01	➡	⬇; 11/99→; Scheibenbremse	2	24.3727-0175.2 580175	L= 1.723
1.9 TDI 4motion	96	11/00→06/06	➡	⬇; 04/01→; Scheibenbremse	2	24.3727-0175.2 580175	L= 1.723
2.0 4motion	88	12/99→06/06	➡	⬇; 04/00→; Scheibenbremse	2	24.3727-0175.2 580175	L= 1.723
<b>VW - GOLF V (1K1) 10/03→02/09</b>							
 <b>Seilzug, Feststellbremse</b>							
1.4 16V	55	10/03→05/06	➡	⬇; 1K-6B105 622→; Scheibenbremse	2	24.3727-0195.2 580195	L= 1.447
1.4 FSI	66	10/03→07/06	➡	⬇; → 1K-6B105 621; Scheibenbremse	2	24.3727-2708.2 582708	L= 1.447
1.6 FSI	85	10/03→07/08					
1.4 16V	59	05/06→11/08	➡	⬇; 1K-6B105 622→; → 09/08; Scheibenbremse	2	24.3727-0195.2 580195	L= 1.447
1.4 TSI	90	05/07→11/08	➡	⬇; → 1K-6B105 621; Scheibenbremse	2	24.3727-2708.2 582708	L= 1.447
1.4 TSI	103	05/06→11/08					
1.4 TSI	125	11/05→11/08					
1.6	75	01/04→11/08					
1.6 MultiFuel	75	10/07→11/08					
1.9 TDI	66	05/04→11/08					
1.9 TDI	77	10/03→11/08					
1.9 TDI 4motion	77	08/04→11/08					
2.0 FSI	110	01/04→11/08					
2.0 FSI 4motion	110	08/04→11/08					
2.0 GTI	147	10/04→02/09					
2.0 GTI	169	09/06→12/08					
2.0 SDI	55	01/04→11/08					
2.0 TDI	100	10/03→11/08					
2.0 TDI	103	12/04→11/08					
2.0 TDI	125	11/05→11/08					
2.0 TDI 16V	103	10/03→11/08					
2.0 TDI 16V 4motion	103	08/04→11/08					
2.0 TDI 4motion	103	08/04→11/08					
3.2 R32 4motion	184	11/05→11/08					
3.2	184	09/05→11/08	➡	⬇; 1K-6B105 622→; → 09/08; Scheibenbremse	2	24.3727-0195.2 580195	L= 1.447
			➡	⬇; 11/05→; → 1K-6B105 621; Scheibenbremse	2	24.3727-2708.2 582708	L= 1.447
<b>VW - GOLF V Variant (1K5) 06/07→07/09</b>							
 <b>Seilzug, Feststellbremse</b>							
1.4	59	06/07→07/09	➡	⬇; → 06/09; Scheibenbremse	2	24.3727-0195.2 580195	L= 1.447
1.4 TSI	90	06/07→07/09	➡	⬇; → 06/09; Scheibenbremse		24.3727-2708.2 582708	L= 1.447
1.4 TSI	103	06/07→07/09					
1.4 TSI	118	07/08→07/09					
1.4 TSI	125	06/07→07/09					
1.6	75	06/07→07/09					
1.6 MultiFuel	75	11/07→07/09					
2.0	147	06/07→07/09					
2.0 TDI	100	06/07→07/09					
2.0 TDI	103	06/07→07/09					
2.0 TDI 16V	103	06/07→07/09					
1.9 TDI	77	06/07→07/09	➡	⬇; → 06/09	2	24.3727-0195.2 580195	L= 1.447
1.9 TDI 4motion	77	01/08→07/09					















	kw			 	! #		
<b>VW - GOLF VI (5K1) 10/08→11/13</b>							
 <b>Seilzug, Feststellbremse</b>							
1.2 TSI 1.4 1.4 TSI 1.4 TSI 1.6 1.6 BiFuel 1.6 MultiFuel 1.6 TDI 1.6 TDI 1.8 TSI 2.0 GTi 2.0 GTi 2.0 R 4motion 2.0 R 4motion 2.0 R 4motion 2.0 TDI 2.0 TDI 2.0 TDI 2.0 TDI 2.0 TDI 4motion	63 59 90 118 75 75 75 66 77 118 155 173 188 195 199 81 100 103 125 103	05/10→11/12 10/08→11/12 10/08→11/12 10/08→11/12 10/08→11/12 03/09→11/12 10/08→11/12 02/09→11/12 02/09→11/12 06/09→01/11 04/09→11/12 05/11→11/12 11/09→11/13 11/09→05/11 11/09→11/12 10/08→11/12 10/08→11/12 10/08→05/13 04/09→11/12 05/09→11/12	➔	⬇; Scheibenbremse	2	24.3727-0195.2 580195	L= 1.447
1.2 TSI	77	11/08→11/12	➔	⬇; 05/09→; Scheibenbremse	2	24.3727-0195.2 580195	L= 1.447
<b>VW - GOLF VI Cabriolet (517) 03/11→</b>							
 <b>Seilzug, Feststellbremse</b>							
1.2 TSI 1.4 TSI 1.6 TDI	77 118 77	03/11→11/13 03/11→ 03/11→	➔	⬇; 06/11→	2	24.3727-0195.2 580195	L= 1.447
1.2 TSI 16V 1.4 TSI 1.4 TSI 1.4 TSI 2.0 GTI 2.0 R 2.0 TDI 2.0 TDI 2.0 TDI 2.0 TSI	77 90 92 110 155 195 81 103 110 162	11/13→ 11/11→ 11/13→ 11/13→ 11/11→ 01/13→ 11/13→ 11/11→ 11/13→ 11/13→	➔	⬇	2	24.3727-0195.2 580195	L= 1.447
<b>VW - GOLF VI Variant (AJ5) 07/09→07/13</b>							
 <b>Seilzug, Feststellbremse</b>							
1.2 TSI 1.4 1.4 TSI 1.4 TSI 1.6 1.6 MultiFuel 1.6 TDI 1.6 TDI 1.6 TDI 4motion 2.0 TDI 2.0 TDI 2.0 TDI 2.0 TDI	63 59 90 118 75 75 66 77 77 81 100 103 147	07/10→07/13 07/09→07/13 07/09→07/13 07/09→07/13 07/09→07/13 07/10→07/13 12/09→07/13 07/09→07/13 07/09→07/13 01/10→07/13 07/09→07/13 07/09→07/13 07/09→07/13	➔	⬇; Scheibenbremse	2	24.3727-0195.2 580195	L= 1.447
1.2 TSI	77	07/09→07/13	➔	⬇; 08/09→; Scheibenbremse	2	24.3727-0195.2 580195	L= 1.447
<b>VW - GOLF PLUS (5M1, 521) 01/05→12/13</b>							
 <b>Seilzug, Feststellbremse</b>							
1.2 TSI 1.2 TSI 1.6 BiFuel 1.6 TDI 1.6 TDI	63 77 75 66 77	05/10→12/13 11/09→12/13 05/09→12/13 02/09→12/13 03/09→12/13	➔	⬇	2	24.3727-0195.2 580195	L= 1.447
1.4 16V 1.4 16V 1.4 FSI 1.4 TSI 1.4 TSI 1.4 TSI 1.4 TSI 1.6 1.6 FSI 1.6 MultiFuel 1.9 TDI 1.9 TDI 2.0 FSI 2.0 TDI 2.0 TDI 2.0 TDI	55 59 66 90 103 118 125 75 85 75 66 77 110 96 100 103	01/05→11/06 05/06→12/13 07/05→11/06 06/07→12/13 05/06→06/08 06/08→12/13 05/06→06/08 05/05→12/13 01/05→05/08 11/07→12/13 05/05→12/08 01/05→01/09 05/05→06/08 05/05→05/07 05/05→12/13 12/05→05/11	➔	⬇; 1K-9-900001→	2	24.3727-0195.2 580195	L= 1.447
↓			➔	⬇; → 1K-9-899999; Scheibenbremse	2	24.3727-2708.2 582708	L= 1.447










	kW					! #		
<b>VW - GOLF PLUS (5M1, 521) 01/05→12/13</b>								
 <b>Seilzug, Feststellbremse</b>								
2.0 TDI 16V	103	01/05→12/13	➔	⬇️; 1K-9-900001→	2	24.3727-0195.2	580195	L= 1.447
			➔	⬇️; → 1K-9-899999; Scheibenbremse	2	24.3727-2708.2	582708	L= 1.447
2.0 TDI	81	01/09→12/13	➔	⬇️; 1K-9-900001→	2	24.3727-0195.2	580195	L= 1.447
<b>VW - JETTA III (1K2) 08/05→10/10</b>								
 <b>Seilzug, Feststellbremse</b>								
1.4 TSI	90	05/07→10/10	➔	⬇️; 1K-7-000001→; Scheibenbremse	2	24.3727-0195.2	580195	L= 1.447
1.4 TSI	103	07/06→10/10	➔	⬇️; → 1K-6-899000; Scheibenbremse	2	24.3727-2708.2	582708	L= 1.447
1.4 TSI	125	07/06→10/10	➔					
1.6	75	10/05→10/10						
1.6 FSI	85	09/05→10/10						
1.6 MultiFuel	75	01/08→10/10						
1.9 TDI	77	08/05→10/10						
2.0 FSI	110	08/05→10/10						
2.0 TDI	100	09/05→10/10						
2.0 TDI	103	10/05→10/10						
2.0 TDI	125	10/06→10/10						
2.0 TDI 16V	103	08/05→10/10						
2.0 TFSI	125	03/08→10/10						
2.0 TFSI	147	10/05→10/10						
1.4 TSI	118	07/08→10/10	➔	⬇️; Scheibenbremse	2	24.3727-0195.2	580195	L= 1.447
1.6 TDI	66	12/09→10/10						
1.6 TDI	77	06/09→10/10						
2.5	125	07/08→10/10						
2.5	110	01/06→10/10	➔	⬇️; 07/08→; Scheibenbremse	2	24.3727-0195.2	580195	L= 1.447
<b>VW - KAEFER 12/47→08/03</b>								
 <b>Bremstrommel</b>								
1600 i (Mexico)	34	10/92→07/03	➔	10/93→		24.0223-0003.1	480033	Ø 230,0 x 50 / 231
 <b>Seilzug, Feststellbremse</b>								
1600 i (Mexico)	34	10/92→07/03	➔	⬇️; 10/93→; Trommelbremse	2	24.3727-0101.2	580101	L= 1.750
<b>VW - LOAD UP 12/14→</b>								
 <b>Radbremszylinder</b>								
1.0	44	12/14→	➔	☐		24.3217-0908.3	020167	Ø 17,46 ALU
1.0 EcoFuel	50	12/14→						
e-Load Up	60	12/14→	➔			24.3219-0909.3	020188	Ø 19,05 ALU
<b>Zubehörsatz, Bremsbacken</b>								
1.0	44	12/14→	➔			03.0137-9168.2	669168	VW
1.0 EcoFuel	50	12/14→						
e-Load Up	60	12/14→						
 <b>Bremsbackensatz</b>								
1.0	44	12/14→	➔			03.0137-0268.2	650268	VW Ø 200 x 40 + HEB
1.0 EcoFuel	50	12/14→				03.0520-4817.3	694817	Ø 200 x 40 Ø 17,46 + RZ / + Zub TopKit
e-Load Up	60	12/14→	➔			03.0137-0268.2	650268	VW Ø 200 x 40 + HEB
						03.0520-8219.3	698219	VW Ø 200 x 40 Ø 19,05 + RZ / + Zub TopKit
<b>VW - LT 28-35 I Bus (281-363) 04/75→06/96</b>								
 <b>Radbremszylinder</b>								
2.4 D	51	08/89→06/96	➔			03.3225-5511.3	020102	Ø 25,4 GG
2.4 i	69	08/89→06/96						
2.4 TD	70	09/92→06/96						
<b>Zubehörsatz, Bremsbacken</b>								
2.4 D	51	08/89→06/96	➔	→ 28-A0020471		03.0137-9151.2	669151	
2.4 i	69	08/89→06/96						
2.4 TD	70	09/92→06/96	➔	28-A0020472→		03.0137-9159.2	669159	
 <b>Bremstrommel</b>								
2.4 D	51	08/89→06/96	➔			24.0225-2003.1	480047	Ø 252,0 x 65,5 / 253,5
2.4 i	69	08/89→06/96						
2.4 TD	70	09/92→06/96						
 <b>Bremsbackensatz</b>								
2.4 D	51	08/89→06/96	➔	28-A0020472→		03.0137-0259.2	650259	Ø 252 x 56 + HEB
↓								

	kw					! #		
<b>VW - LT 28-35 I Bus (281-363) 04/75→06/96</b>								
<b> Bremsbackensatz</b>								
2.4 i 2.4 TD	69 70	08/89→06/96 09/92→06/96	➔	28-A0020472→		03.0137-0259.2	650259	Ø 252 x 56 + HEB
<b> Seilzug, Feststellbremse</b>								
2.4 D 2.4 i 2.4 TD	51 69 70	08/89→06/96 08/89→06/96 09/92→06/96	➔	☐; → 28-D-007246; für Linkslenker; Trommelbremse		24.3727-0112.2	580112	L= 1.042
			➔	☐; 28-D-007247→; Trommelbremse		24.3727-0112.2	580112	L= 1.042
			➔	☐; → 28-D-007246; für Rechtslenker; Trommelbremse		24.3727-0112.2	580112	L= 1.042
			➔	☐; 28-D-007247→; Trommelbremse		24.3727-0113.2	580113	L= 1.690
			➔	☐; → 28-D-007246; für Rechtslenker; Trommelbremse		24.3727-0113.2	580113	L= 1.690
			➔	☐; → 28-D-007246; für Linkslenker; Trommelbremse		24.3727-0113.2	580113	L= 1.690
<b>VW - LT 28-35 I Kasten (281-363) 04/75→06/96</b>								
<b> Radbremszylinder</b>								
2.4 D	51	07/90→05/96	➔	→ 29-M-009906; nicht für Doppelbereifung		03.3225-5511.3	020102	Ø 25,4 GG
			➔			03.3225-5511.3	020102	Ø 25,4 GG
			➔	29-M-009907→		03.3225-5512.3	020103	Ø 25,4 GG
			➔	→ 10/90; mit Doppelbereifung		03.3225-5512.3	020103	Ø 25,4 GG
2.4 i 2.4 TD 2.4 TD Syncro	69 70 70	03/94→06/96 06/92→05/96 08/92→04/96	➔			03.3225-5511.3	020102	Ø 25,4 GG
			➔	→ 29-M-009906; nicht für Doppelbereifung		03.3225-5511.3	020102	Ø 25,4 GG
			➔	29-M-009907→		03.3225-5512.3	020103	Ø 25,4 GG
<b>Zubehörsatz, Bremsbacken</b>								
2.4 D 2.4 i 2.4 TD 2.4 TD Syncro	51 69 70 70	07/90→05/96 03/94→06/96 06/92→05/96 08/92→04/96	➔	→ 28-A0020471		03.0137-9151.2	669151	
			➔	28-D-007274→; mit Doppelbereifung		03.0137-9152.2	669152	
			➔	28-A0020472→		03.0137-9159.2	669159	
			➔	→ 29-M-009906; nicht für Doppelbereifung		03.0137-9159.2	669159	
<b> Bremstrommel</b>								
2.4 D 2.4 i 2.4 TD 2.4 TD Syncro	51 69 70 70	07/90→05/96 03/94→06/96 06/92→05/96 08/92→04/96	➔			24.0225-2003.1	480047	Ø 252,0 x 65,5 / 253,5
			➔	→ 29-M-009906; nicht für Doppelbereifung		24.0225-2003.1	480047	Ø 252,0 x 65,5 / 253,5
			➔	mit Doppelbereifung		24.0227-0001.1	480052	Ø 270,0 x 71 / 271,5
<b> Bremsbackensatz</b>								
2.4 D 2.4 i 2.4 TD 2.4 TD Syncro	51 69 70 70	07/90→05/96 03/94→06/96 06/92→05/96 08/92→04/96	➔	28-D-007274→; mit Doppelbereifung		03.0137-0252.2	650252	Ø 270 x 66 + HEB
			➔	28-A0020472→		03.0137-0259.2	650259	Ø 252 x 56 + HEB
			➔	→ 29-M-009906; nicht für Doppelbereifung		03.0137-0259.2	650259	Ø 252 x 56 + HEB
<b> Seilzug, Feststellbremse</b>								
2.4 D 2.4 i 2.4 TD 2.4 TD Syncro	51 69 70 70	07/90→05/96 03/94→06/96 06/92→05/96 08/92→04/96	➔	☐; 29-G-014001→; mit Einfachbereifung; Trommelbremse		24.3727-0112.2	580112	L= 1.042
			➔	☐; → 28-D-007246; für Linkslenker; Trommelbremse		24.3727-0112.2	580112	L= 1.042
			➔	☐; 28-D-007247→; Trommelbremse		24.3727-0112.2	580112	L= 1.042
			➔	☐; → 28-D-007246; für Rechtslenker; Trommelbremse		24.3727-0112.2	580112	L= 1.042
			➔	☐; 29-G-014001→; mit Einfachbereifung; Trommelbremse		24.3727-0113.2	580113	L= 1.690
			➔	☐; 28-D-007247→; Trommelbremse		24.3727-0113.2	580113	L= 1.690
			➔	☐; → 28-D-007246; für Linkslenker; Trommelbremse		24.3727-0113.2	580113	L= 1.690
			➔	☐; → 28-D-007246; für Rechtslenker; Trommelbremse		24.3727-0113.2	580113	L= 1.690










































	kw				! #		
<b>VW - LT 28-35 I Pritsche/Fahrgestell (281-363) 04/75→06/96</b>							
<b> Radbremszylinder</b>							
2.4 D	51	08/90→06/96	➔	→ 29-M-009906; nicht für Doppelbereifung		03.3225-5511.3 020102	Ø 25,4 GG
			➔			03.3225-5511.3 020102	Ø 25,4 GG
			➔	29-M-009907→		03.3225-5512.3 020103	Ø 25,4 GG
			➔	→ 10/90; mit Doppelbereifung		03.3225-5512.3 020103	Ø 25,4 GG
2.4 i	69	03/94→06/96	➔			03.3225-5511.3 020102	Ø 25,4 GG
2.4 TD	70	08/92→06/96	➔			03.3225-5511.3 020102	Ø 25,4 GG
2.4 TD Syncro	70	08/92→04/96	➔	→ 29-M-009906; nicht für Doppelbereifung		03.3225-5511.3 020102	Ø 25,4 GG
			➔	29-M-009907→		03.3225-5512.3 020103	Ø 25,4 GG
<b>Zubehörsatz, Bremsbacken</b>							
2.4 D	51	08/90→06/96	➔	→ 28-A0020471		03.0137-9151.2 669151	
2.4 i	69	03/94→06/96	➔			03.0137-9152.2 669152	
2.4 TD	70	08/92→06/96	➔	28-D-007274→; mit Doppelbereifung		03.0137-9152.2 669152	
2.4 TD Syncro	70	08/92→04/96	➔	28-A0020472→		03.0137-9159.2 669159	
			➔	→ 29-M-009906; nicht für Doppelbereifung		03.0137-9159.2 669159	
<b> Bremstrommel</b>							
2.4 D	51	08/90→06/96	➔			24.0225-2003.1 480047	Ø 252,0 x 65,5 / 253,5
2.4 i	69	03/94→06/96	➔			24.0225-2003.1 480047	Ø 252,0 x 65,5 / 253,5
2.4 TD	70	08/92→06/96	➔	→ 29-M-009906; nicht für Doppelbereifung		24.0225-2003.1 480047	Ø 252,0 x 65,5 / 253,5
2.4 TD Syncro	70	08/92→04/96	➔	mit Doppelbereifung		24.0227-0001.1 480052	Ø 270,0 x 71 / 271,5
<b> Bremsbackensatz</b>							
2.4 D	51	08/90→06/96	➔	28-D-007274→; mit Doppelbereifung		03.0137-0252.2 650252	Ø 270 x 66 + HEB
2.4 i	69	03/94→06/96	➔			03.0137-0259.2 650259	Ø 252 x 56 + HEB
2.4 TD	70	08/92→06/96	➔	28-A0020472→		03.0137-0259.2 650259	Ø 252 x 56 + HEB
2.4 TD Syncro	70	08/92→04/96	➔	→ 29-M-009906; nicht für Doppelbereifung		03.0137-0259.2 650259	Ø 252 x 56 + HEB
<b> Seilzug, Feststellbremse</b>							
2.4 D	51	08/90→06/96	➔	☐; 29-G-014001→; mit Einfachbereifung; Trommelbremse		24.3727-0112.2 580112	L= 1.042
2.4 i	69	03/94→06/96	➔			24.3727-0112.2 580112	L= 1.042
2.4 TD	70	08/92→06/96	➔	☐; → 28-D-007246; für Linkslenker; Trommelbremse		24.3727-0112.2 580112	L= 1.042
2.4 TD Syncro	70	08/92→04/96	➔	☐; 28-D-007247→; Trommelbremse		24.3727-0112.2 580112	L= 1.042
			➔	☐; → 28-D-007246; für Rechtslenker; Trommelbremse		24.3727-0112.2 580112	L= 1.042
			➔	☐; 29-G-014001→; mit Einfachbereifung; Trommelbremse		24.3727-0113.2 580113	L= 1.690
			➔	☐; 28-D-007247→; Trommelbremse		24.3727-0113.2 580113	L= 1.690
			➔	☐; → 28-D-007246; für Linkslenker; Trommelbremse		24.3727-0113.2 580113	L= 1.690
			➔	☐; → 28-D-007246; für Rechtslenker; Trommelbremse		24.3727-0113.2 580113	L= 1.690
<b>VW - LT 28-35 II Bus (2DB, 2DE, 2DK) 04/96→07/06</b>							
<b> Radbremszylinder</b>							
2.8 TDI	92	07/97→05/03	➔	→ 29-M-009906; nicht für Doppelbereifung		03.3225-5511.3 020102	Ø 25,4 GG
<b>Zubehörsatz, Bremsbacken</b>							
2.8 TDI	92	07/97→05/03	➔	→ 28-A0020471		03.0137-9151.2 669151	
			➔	→ 29-M-009906; nicht für Doppelbereifung		03.0137-9159.2 669159	
<b> Bremstrommel</b>							
2.8 TDI	92	07/97→05/03	➔	→ 29-M-009906; nicht für Doppelbereifung		24.0225-2003.1 480047	Ø 252,0 x 65,5 / 253,5
<b> Bremsbackensatz</b>							
2.8 TDI	92	07/97→05/03	➔	→ 29-M-009906; nicht für Doppelbereifung		03.0137-0259.2 650259	Ø 252 x 56 + HEB
<b> Bremsbackensatz, Feststellbremse</b>							
2.3	105	05/96→07/06		Baumuster: LT 28		03.0137-4001.2 654001	Ø 160 x 40 + Zub
2.5 SDI	55	07/96→07/06		Baumuster: LT 35		03.0137-4001.2 654001	Ø 160 x 40 + Zub
↓							












	kw					! #		
<b>VW - LT 28-35 II Bus (2DB, 2DE, 2DK) 04/96→07/06</b>								
<b> Bremsbackensatz, Feststellbremse</b>								
2.5 TDI	75	05/96→08/99	➡	Baumuster: LT 28		03.0137-0397.2	650397	Ø 160 x 40
			➡	Baumuster: LT 35		03.0137-0397.2	650397	Ø 160 x 40
			➡	Baumuster: LT 46		03.0137-4015.2	654015	Ø 170 x 40 + Zub
2.5 TDI	61	05/01→07/06		Baumuster: LT 28		03.0137-4001.2	654001	Ø 160 x 40 + Zub
2.5 TDI	66	05/99→07/06		Baumuster: LT 35		03.0137-4001.2	654001	Ø 160 x 40 + Zub
2.5 TDI	70	05/01→07/06		Baumuster: LT 35		03.0137-0397.2	650397	Ø 160 x 40
2.5 TDI	80	05/99→07/06	➡	Baumuster: LT 28		03.0137-0397.2	650397	Ø 160 x 40
2.8 TDI	96	01/99→01/02		Baumuster: LT 28		03.0137-4001.2	654001	Ø 160 x 40 + Zub
2.8 TDI	116	05/01→06/06	➡	Baumuster: LT 28		03.0137-0397.2	650397	Ø 160 x 40
<b>Zubehörsatz, Feststellbremsbacken</b>								
2.3	105	05/96→07/06		Baumuster: LT 46		03.0137-9256.2	669256	
2.5 SDI	55	07/96→07/06	➡	Baumuster: LT 35		03.0137-9255.2	669255	
2.5 TDI	75	05/96→08/99	➡	Baumuster: LT 28		03.0137-9255.2	669255	
2.5 TDI	61	05/01→07/06	➡	Baumuster: LT 35		03.0137-9255.2	669255	
2.5 TDI	66	05/99→07/06	➡	Baumuster: LT 28		03.0137-9255.2	669255	
2.5 TDI	70	05/01→07/06	➡	Baumuster: LT 28		03.0137-9255.2	669255	
2.5 TDI	80	05/99→07/06	➡	Baumuster: LT 28		03.0137-9255.2	669255	
2.8 TDI	96	01/99→01/02	➡	Baumuster: LT 28		03.0137-9255.2	669255	
2.8 TDI	116	05/01→06/06						
<b> Seilzug, Feststellbremse</b>								
2.3	105	05/96→07/06	←	⏏; Radstand [mm]: 4.025; Baumuster: LT 46; Scheibenbremse	1	24.3727-0181.2	580181	L= 2.440
2.5 SDI	55	07/96→07/06	←	⏏; Radstand [mm]: 4.025; Baumuster: LT 35; Scheibenbremse	1	24.3727-0441.2	580441	L= 2.460
2.5 TDI	75	05/96→08/99	←	⏏; Radstand [mm]: 3.000; Baumuster: LT 35; Scheibenbremse	1	24.3727-0442.2	580442	L= 1.435
			←	⏏; Radstand [mm]: 3.000; Baumuster: LT 28; Scheibenbremse	1	24.3727-0442.2	580442	L= 1.435
			←	⏏; Radstand [mm]: 3.550; Baumuster: LT 35; Scheibenbremse	1	24.3727-0443.2	580443	L= 1.990
			←	⏏; Radstand [mm]: 3.550; Baumuster: LT 28; Scheibenbremse	1	24.3727-0443.2	580443	L= 1.990
			←	⏏; Radstand [mm]: 3.550; Baumuster: LT 46; Scheibenbremse	1	24.3727-0444.2	580444	L= 1.970
			➡	⏏; Radstand [mm]: 4.025; Baumuster: LT 46; Scheibenbremse		24.3727-0179.2	580179	L= 1.525
			➡	⏏; Radstand [mm]: 3.550; Baumuster: LT 46; Scheibenbremse		24.3727-0179.2	580179	L= 1.525
			➡	⏏; Radstand [mm]: 4.025; Baumuster: LT 46; Scheibenbremse		24.3727-0180.2	580180	L= 1.526
			➡	⏏; Radstand [mm]: 3.550; Baumuster: LT 46; Scheibenbremse		24.3727-0180.2	580180	L= 1.526
			➡	⏏; Radstand [mm]: 3.550; Baumuster: LT 35; Scheibenbremse	2	24.3727-0438.2	580438	L= 1.513
			➡	⏏; Radstand [mm]: 3.000; Baumuster: LT 35; Scheibenbremse	2	24.3727-0438.2	580438	L= 1.513
			➡	⏏; Radstand [mm]: 3.000; Baumuster: LT 28; Scheibenbremse	2	24.3727-0438.2	580438	L= 1.513
			➡	⏏; Radstand [mm]: 3.550; Baumuster: LT 28; Scheibenbremse	2	24.3727-0438.2	580438	L= 1.513
			➡	⏏; Radstand [mm]: 4.025; Baumuster: LT 35; Scheibenbremse	2	24.3727-0438.2	580438	L= 1.513
2.5 TDI	61	05/01→07/06	←	⏏; Radstand [mm]: 4.025; Baumuster: LT 35; Scheibenbremse	1	24.3727-0441.2	580441	L= 2.460
2.5 TDI	66	05/99→07/06	←	⏏; Radstand [mm]: 3.000; Baumuster: LT 28; Scheibenbremse	1	24.3727-0442.2	580442	L= 1.435
2.5 TDI	70	05/01→07/06	←	⏏; Radstand [mm]: 3.000; Baumuster: LT 35; Scheibenbremse	1	24.3727-0442.2	580442	L= 1.435
2.5 TDI	80	05/99→07/06	←	⏏; Radstand [mm]: 3.550; Baumuster: LT 35; Scheibenbremse	1	24.3727-0443.2	580443	L= 1.990
			←	⏏; Radstand [mm]: 3.550; Baumuster: LT 28; Scheibenbremse	1	24.3727-0443.2	580443	L= 1.990
			➡	⏏; Radstand [mm]: 3.000; Baumuster: LT 28; Scheibenbremse	2	24.3727-0438.2	580438	L= 1.513
			➡	⏏; Radstand [mm]: 3.000; Baumuster: LT 35; Scheibenbremse	2	24.3727-0438.2	580438	L= 1.513























	kw					! #		
<b>VW - LT 28-35 II Bus (2DB, 2DE, 2DK) 04/96→07/06</b>								
 <b>Seilzug, Feststellbremse</b>								
2.5 TDI	61	05/01→07/06	➔	⬇️; Radstand [mm]: 4.025; Baumuster: LT 35; Scheibenbremse	2	24.3727-0438.2	580438	L= 1.513
2.5 TDI	66	05/99→07/06						
2.5 TDI	70	05/01→07/06	➔	⬇️; Radstand [mm]: 3.550; Baumuster: LT 28; Scheibenbremse	2	24.3727-0438.2	580438	L= 1.513
2.5 TDI	80	05/99→07/06	➔	⬇️; Radstand [mm]: 3.550; Baumuster: LT 35; Scheibenbremse	2	24.3727-0438.2	580438	L= 1.513
2.8 TDI	92	07/97→05/03	➔	☐; → 28-D-007246; für Linkslenker; Trommelbremse		24.3727-0112.2	580112	L= 1.042
			➔	☐; → 28-D-007246; für Rechtslenker; Trommelbremse		24.3727-0112.2	580112	L= 1.042
			➔	☐; → 28-D-007246; für Rechtslenker; Trommelbremse		24.3727-0113.2	580113	L= 1.690
			➔	☐; → 28-D-007246; für Linkslenker; Trommelbremse		24.3727-0113.2	580113	L= 1.690
2.8 TDI	96	01/99→01/02	➔	⬆️; Radstand [mm]: 3.000; Baumuster: LT 28; Scheibenbremse	1	24.3727-0442.2	580442	L= 1.435
2.8 TDI	116	05/01→06/06	➔	⬆️; Radstand [mm]: 3.550; Baumuster: LT 28; Scheibenbremse	1	24.3727-0443.2	580443	L= 1.990
			➔	⬇️; Radstand [mm]: 3.550; Baumuster: LT 28; Scheibenbremse	2	24.3727-0438.2	580438	L= 1.513
			➔	⬇️; Radstand [mm]: 3.000; Baumuster: LT 28; Scheibenbremse	2	24.3727-0438.2	580438	L= 1.513
<b>VW - LT 28-46 II Kasten (2DA, 2DD, 2DH) 04/96→07/06</b>								
 <b>Bremsbackensatz, Feststellbremse</b>								
2.3	105	05/96→07/06		Baumuster: LT 28		03.0137-4001.2	654001	Ø 160 x 40 + Zub
2.5 SDI	55	09/96→07/06		Baumuster: LT 35		03.0137-4001.2	654001	Ø 160 x 40 + Zub
2.5 TDI	61	05/01→07/06	➔	Baumuster: LT 28		03.0137-0397.2	650397	Ø 160 x 40
2.5 TDI	66	05/99→07/06	➔	Baumuster: LT 35		03.0137-0397.2	650397	Ø 160 x 40
2.5 TDI	70	05/01→07/06	➔	Baumuster: LT 35		03.0137-0397.2	650397	Ø 160 x 40
2.5 TDI	75	05/96→08/99	➔	Baumuster: LT 46		03.0137-4015.2	654015	Ø 170 x 40 + Zub
2.5 TDI	80	05/99→07/06	➔	Baumuster: LT 46		03.0137-4015.2	654015	Ø 170 x 40 + Zub
2.8 TDI	92	07/97→01/02						
2.8 TDI	96	01/99→07/06						
2.8 TDI	116	04/02→07/06						
<b>Zubehörsatz, Feststellbremsbacken</b>								
2.3	105	05/96→07/06		Baumuster: LT 46		03.0137-9256.2	669256	
2.5 SDI	55	09/96→07/06	➔	Baumuster: LT 35		03.0137-9255.2	669255	
2.5 TDI	61	05/01→07/06	➔	Baumuster: LT 28		03.0137-9255.2	669255	
2.5 TDI	66	05/99→07/06						
2.5 TDI	70	05/01→07/06						
2.5 TDI	75	05/96→08/99						
2.5 TDI	80	05/99→07/06						
2.8 TDI	92	07/97→01/02						
2.8 TDI	96	01/99→07/06						
2.8 TDI	116	04/02→07/06						
 <b>Seilzug, Feststellbremse</b>								
2.3	105	05/96→07/06	➔	⬆️; Radstand [mm]: 4.025; Baumuster: LT 46; Scheibenbremse	1	24.3727-0181.2	580181	L= 2.440
2.5 SDI	55	09/96→07/06	➔	⬆️; Radstand [mm]: 4.025; Baumuster: LT 35; Scheibenbremse	1	24.3727-0441.2	580441	L= 2.460
2.5 TDI	61	05/01→07/06	➔	⬆️; Radstand [mm]: 3.000; Baumuster: LT 35; Scheibenbremse	1	24.3727-0442.2	580442	L= 1.435
2.5 TDI	66	05/99→07/06	➔	⬆️; Radstand [mm]: 3.000; Baumuster: LT 35; Scheibenbremse	1	24.3727-0442.2	580442	L= 1.435
2.5 TDI	70	05/01→07/06	➔	⬆️; Radstand [mm]: 3.550; Baumuster: LT 35; Scheibenbremse	1	24.3727-0443.2	580443	L= 1.990
2.5 TDI	75	05/96→08/99	➔	⬆️; Radstand [mm]: 3.550; Baumuster: LT 28; Scheibenbremse	1	24.3727-0443.2	580443	L= 1.990
2.5 TDI	80	05/99→07/06	➔	⬆️; Radstand [mm]: 3.550; Baumuster: LT 46; Scheibenbremse	1	24.3727-0444.2	580444	L= 1.970
2.8 TDI	92	07/97→01/02	➔	☐; Radstand [mm]: 4.025; Baumuster: LT 46; Scheibenbremse		24.3727-0179.2	580179	L= 1.525
2.8 TDI	96	01/99→07/06	➔	☐; Radstand [mm]: 3.550; Baumuster: LT 46; Scheibenbremse		24.3727-0179.2	580179	L= 1.525
2.8 TDI	116	04/02→07/06	➔	☐; Radstand [mm]: 4.025; Baumuster: LT 46; Scheibenbremse		24.3727-0180.2	580180	L= 1.526
			➔	☐; Radstand [mm]: 3.550; Baumuster: LT 46; Scheibenbremse		24.3727-0180.2	580180	L= 1.526
			➔	⬇️; Radstand [mm]: 3.550; Baumuster: LT 35; Scheibenbremse	2	24.3727-0438.2	580438	L= 1.513

	kW			 	! #		
<b>VW - LT 28-46 II Kasten (2DA, 2DD, 2DH) 04/96→07/06</b>							
 <b>Seilzug, Feststellbremse</b>							
2.3	105	05/96→07/06	➡	⏴; Radstand [mm]: 3.000; Baumuster: LT 35; Scheibenbremse	2	24.3727-0438.2 580438	L= 1.513
2.5 SDI	55	09/96→07/06					
2.5 TDI	61	05/01→07/06					
2.5 TDI	66	05/99→07/06	➡	⏴; Radstand [mm]: 3.000; Baumuster: LT 28; Scheibenbremse	2	24.3727-0438.2 580438	L= 1.513
2.5 TDI	70	05/01→07/06					
2.5 TDI	75	05/96→08/99	➡	⏴; Radstand [mm]: 3.550; Baumuster: LT 28; Scheibenbremse	2	24.3727-0438.2 580438	L= 1.513
2.5 TDI	80	05/99→07/06					
2.8 TDI	92	07/97→01/02	➡	⏴; Radstand [mm]: 4.025; Baumuster: LT 35; Scheibenbremse	2	24.3727-0438.2 580438	L= 1.513
2.8 TDI	96	01/99→07/06					
2.8 TDI	116	04/02→07/06					
<b>VW - LT 28-46 II Pritsche/Fahrgestell (2DC, 2DF, 2DG, 2DL, 2DM) 04/96→07/06</b>							
 <b>Bremsbackensatz, Feststellbremse</b>							
2.3	105	06/96→07/06		Baumuster: LT 28		03.0137-4001.2 654001	Ø 160 x 40 + Zub
2.5 SDI	55	09/96→07/06		Baumuster: LT 35		03.0137-4001.2 654001	Ø 160 x 40 + Zub
2.5 TDI	61	05/01→07/06					
2.5 TDI	66	05/99→07/06	➡	Baumuster: LT 28		03.0137-0397.2 650397	Ø 160 x 40
2.5 TDI	70	05/01→07/06					
2.5 TDI	75	06/96→08/99	➡	Baumuster: LT 35		03.0137-0397.2 650397	Ø 160 x 40
2.5 TDI	80	05/99→07/06	➡	Baumuster: LT 46		03.0137-4015.2 654015	Ø 170 x 40 + Zub
2.8 TDI	92	07/97→01/02					
2.8 TDI	96	01/99→07/06					
2.8 TDI	116	04/02→07/06					
<b>Zubehörsatz, Feststellbremsbacken</b>							
2.3	105	06/96→07/06		Baumuster: LT 46		03.0137-9256.2 669256	
2.5 SDI	55	09/96→07/06					
2.5 TDI	61	05/01→07/06	➡	Baumuster: LT 35		03.0137-9255.2 669255	
2.5 TDI	66	05/99→07/06	➡	Baumuster: LT 28		03.0137-9255.2 669255	
2.5 TDI	70	05/01→07/06					
2.5 TDI	75	06/96→08/99					
2.5 TDI	80	05/99→07/06					
2.8 TDI	92	07/97→01/02					
2.8 TDI	96	01/99→07/06					
2.8 TDI	116	04/02→07/06					
 <b>Seilzug, Feststellbremse</b>							
2.3	105	06/96→07/06	←	⏴; Radstand [mm]: 4.025; Baumuster: LT 46; Scheibenbremse	1	24.3727-0181.2 580181	L= 2.440
2.5 SDI	55	09/96→07/06					
2.5 TDI	61	05/01→07/06	←	⏴; Radstand [mm]: 4.025; Baumuster: LT 35; Scheibenbremse	1	24.3727-0441.2 580441	L= 2.460
2.5 TDI	66	05/99→07/06					
2.5 TDI	70	05/01→07/06					
2.5 TDI	75	06/96→08/99	←	⏴; Radstand [mm]: 3.000; Baumuster: LT 35; Scheibenbremse	1	24.3727-0442.2 580442	L= 1.435
2.5 TDI	80	05/99→07/06					
2.8 TDI	92	07/97→01/02	←	⏴; Radstand [mm]: 3.000; Baumuster: LT 28; Scheibenbremse	1	24.3727-0442.2 580442	L= 1.435
2.8 TDI	96	01/99→07/06					
2.8 TDI	116	04/02→07/06	←	⏴; Radstand [mm]: 3.550; Baumuster: LT 35; Scheibenbremse	1	24.3727-0443.2 580443	L= 1.990
			←	⏴; Radstand [mm]: 3.550; Baumuster: LT 28; Scheibenbremse	1	24.3727-0443.2 580443	L= 1.990
			←	⏴; Radstand [mm]: 3.550; Baumuster: LT 46; Scheibenbremse	1	24.3727-0444.2 580444	L= 1.970
			➡	⏴; Radstand [mm]: 4.025; Baumuster: LT 46; Scheibenbremse		24.3727-0179.2 580179	L= 1.525
			➡	⏴; Radstand [mm]: 3.550; Baumuster: LT 46; Scheibenbremse		24.3727-0179.2 580179	L= 1.525
			➡	⏴; Radstand [mm]: 4.025; Baumuster: LT 46; Scheibenbremse		24.3727-0180.2 580180	L= 1.526
			➡	⏴; Radstand [mm]: 3.550; Baumuster: LT 46; Scheibenbremse		24.3727-0180.2 580180	L= 1.526
			➡	⏴; Radstand [mm]: 3.550; Baumuster: LT 35; Scheibenbremse	2	24.3727-0438.2 580438	L= 1.513
			➡	⏴; Radstand [mm]: 3.000; Baumuster: LT 35; Scheibenbremse	2	24.3727-0438.2 580438	L= 1.513
			➡	⏴; Radstand [mm]: 3.000; Baumuster: LT 28; Scheibenbremse	2	24.3727-0438.2 580438	L= 1.513
			➡	⏴; Radstand [mm]: 3.550; Baumuster: LT 28; Scheibenbremse	2	24.3727-0438.2 580438	L= 1.513
			➡	⏴; Radstand [mm]: 4.025; Baumuster: LT 35; Scheibenbremse	2	24.3727-0438.2 580438	L= 1.513
<b>VW - LT 40-55 I Kasten (291-512) 04/75→06/96</b>							
 <b>Radbremszylinder</b>							
2.4 D	51	07/90→05/96	➡	nicht für Radstand [mm]: 3.650		03.3225-5512.3 020103	Ø 25,4 GG
2.4 i	69	01/93→06/96					
2.4 TD	70	06/92→05/96	➡	Radstand [mm]: 3.650		24.3226-0901.3 020295	Ø 26,99 GG
↓							








	kW			 	! #		
<b>VW - LT 40-55   Kasten (291-512) 04/75→06/96</b>							
<b>Zubehörsatz, Bremsbacken</b>							
2.4 D	51	07/90→05/96	➔			03.0137-9152.2	669152
2.4 i	69	01/93→06/96					
2.4 TD	70	06/92→05/96	➔	28-D-007274→		03.0137-9152.2	669152
<b> Bremstrommel</b>							
2.4 D	51	07/90→05/96	➔			24.0227-0001.1	480052 Ø 270,0 x 71 / 271,5
2.4 i	69	01/93→06/96					
2.4 TD	70	06/92→05/96					
<b> Bremsbackensatz</b>							
2.4 D	51	07/90→05/96	➔			03.0137-0252.2	650252 Ø 270 x 66 + HEB
2.4 i	69	01/93→06/96					
2.4 TD	70	06/92→05/96	➔	28-D-007274→		03.0137-0252.2	650252 Ø 270 x 66 + HEB
<b> Seilzug, Feststellbremse</b>							
2.4 D	51	07/90→05/96	➔	⬇; Trommelbremse	2	24.3727-0120.2	580120 L= 1.400
2.4 i	69	01/93→06/96					
2.4 TD	70	06/92→05/96	➔	⬇; 29-G-014001→; Trommelbremse	2	24.3727-0120.2	580120 L= 1.400
<b>VW - LT 40-55   Pritsche/Fahrgestell (293-909) 04/75→06/96</b>							
<b> Radbremszylinder</b>							
2.4 D	51	08/90→06/96	➔	nicht für Radstand [mm]: 3.650		03.3225-5512.3	020103 Ø 25,4 GG
2.4 i	69	03/94→06/96					
2.4 TD	70	08/92→06/96	➔	Radstand [mm]: 3.650		24.3226-0901.3	020295 Ø 26,99 GG
<b>Zubehörsatz, Bremsbacken</b>							
2.4 D	51	08/90→06/96	➔			03.0137-9152.2	669152
2.4 i	69	03/94→06/96					
2.4 TD	70	08/92→06/96	➔	28-D-007274→		03.0137-9152.2	669152
<b> Bremstrommel</b>							
2.4 D	51	08/90→06/96	➔			24.0227-0001.1	480052 Ø 270,0 x 71 / 271,5
2.4 i	69	03/94→06/96					
2.4 TD	70	08/92→06/96					
<b> Bremsbackensatz</b>							
2.4 D	51	08/90→06/96	➔			03.0137-0252.2	650252 Ø 270 x 66 + HEB
2.4 i	69	03/94→06/96					
2.4 TD	70	08/92→06/96	➔	28-D-007274→		03.0137-0252.2	650252 Ø 270 x 66 + HEB
<b> Seilzug, Feststellbremse</b>							
2.4 D	51	08/90→06/96	➔	⬇; Trommelbremse	2	24.3727-0120.2	580120 L= 1.400
2.4 i	69	03/94→06/96					
2.4 TD	70	08/92→06/96	➔	⬇; 29-G-014001→; Trommelbremse	2	24.3727-0120.2	580120 L= 1.400
<b>VW - LUPO (6X1, 6E1) 09/98→07/05</b>							
<b> Radbremszylinder</b>							
1.0	37	09/98→07/05	➔	- ABS		24.3215-0903.3	020154 Ø 15,87 ALU
1.0	37	10/98→05/00					
1.4	44	10/00→07/05	➔	+ ABS		24.3217-0908.3	020167 Ø 17,46 ALU
1.4 TDI	55	01/99→07/05					
1.7 SDI	44	09/98→07/05					
1.2 TDI 3L	45	07/99→07/05	➔			24.3215-0903.3	020154 Ø 15,87 ALU
1.4 16V	55	09/98→07/05	➔	10/98→; - ABS		24.3215-0903.3	020154 Ø 15,87 ALU
			➔	10/98→; + ABS		24.3217-0908.3	020167 Ø 17,46 ALU
<b>Zubehörsatz, Bremsbacken</b>							
1.0	37	09/98→07/05	➔	→ 6X-X-003000		03.0137-9008.2	669008
1.0	37	10/98→05/00					
1.4 TDI	55	01/99→07/05	➔	6X-X-003001→		03.0137-9168.2	669168 VW
1.7 SDI	44	09/98→07/05					
1.2 TDI 3L	45	07/99→07/05	➔			03.0137-9008.2	669008
1.4	44	10/00→07/05	➔			03.0137-9168.2	669168 VW
1.4 16V	55	09/98→07/05	➔	10/98→; → 6X-X-003000		03.0137-9008.2	669008
			➔	6X-X-003001→		03.0137-9168.2	669168 VW
<b> Bremstrommel</b>							
1.0	37	09/98→07/05	➔	→ 6X-X-003000		24.0218-0036.1	480147 Ø 180,0 x 41 / 181,5
1.0	37	10/98→05/00					
1.4 TDI	55	01/99→07/05	➔	6X-X-003001→		24.0220-0032.1	480130 Ø 200,0 x 50,1 / 201,5
1.7 SDI	44	09/98→07/05					
↓							












	kw			 	! #		
<b>VW - LUPO (6X1, 6E1) 09/98→07/05</b>							
 <b>Bremstrommel</b>							
1.4	44	10/00→07/05	➔			<b>24.0220-0032.1 480130</b>	Ø 200,0 x 50,1 / 201,5
1.4 16V	55	09/98→07/05	➔	10/98→; → 6X-X-003000		<b>24.0218-0036.1 480147</b>	Ø 180,0 x 41 / 181,5
			➔	6X-X-003001→		<b>24.0220-0032.1 480130</b>	Ø 200,0 x 50,1 / 201,5
 <b>Bremsbackensatz</b>							
1.0	37	09/98→07/05	➔	→ 6X-X-003000		<b>03.0137-0126.2 650126</b>	Ø 180 x 31 + HEB
1.0	37	10/98→05/00	➔	6X-X-003001→		<b>03.0137-0268.2 650268</b>	VW Ø 200 x 40 + HEB
1.4 TDI	55	01/99→07/05	➔	6X-X-003001→; + ABS		<b>03.0420-1517.3 681517</b>	VW Ø 200 x 40 Ø 17,46 + RZ / + Zub Kit
1.7 SDI	44	09/98→07/05	➔	6X-X-003001→; + ABS		<b>03.0520-1517.3 691517</b>	VW Ø 200 x 40 Ø 17,46 + RZ / + Zub TopKit
			➔	→ 6X-X-003000; - ABS		<b>03.0520-0215.3 690215</b>	VW Ø 180 x 31 Ø 15,87 + RZ / + Zub TopKit
			➔	6X-X-003001→; - ABS		<b>03.0520-0415.3 690415</b>	VW Ø 200 x 40 Ø 15,87 + RZ / + Zub TopKit
1.4	44	10/00→07/05	➔			<b>03.0137-0268.2 650268</b>	VW Ø 200 x 40 + HEB
			➔	+ ABS		<b>03.0420-1517.3 681517</b>	VW Ø 200 x 40 Ø 17,46 + RZ / + Zub Kit
			➔	- ABS		<b>03.0520-0415.3 690415</b>	VW Ø 200 x 40 Ø 15,87 + RZ / + Zub TopKit
1.4 16V	55	09/98→07/05	➔	10/98→; → 6X-X-003000		<b>03.0137-0126.2 650126</b>	Ø 180 x 31 + HEB
			➔	6X-X-003001→		<b>03.0137-0268.2 650268</b>	VW Ø 200 x 40 + HEB
			➔	6X-X-003001→; + ABS		<b>03.0420-1517.3 681517</b>	VW Ø 200 x 40 Ø 17,46 + RZ / + Zub Kit
						<b>03.0520-1517.3 691517</b>	VW Ø 200 x 40 Ø 17,46 + RZ / + Zub TopKit
			➔	10/98→; → 6X-X-003000; - ABS		<b>03.0520-0215.3 690215</b>	VW Ø 180 x 31 Ø 15,87 + RZ / + Zub TopKit
			➔	6X-X-003001→; - ABS		<b>03.0520-0415.3 690415</b>	VW Ø 200 x 40 Ø 15,87 + RZ / + Zub TopKit
 <b>Seilzug, Feststellbremse</b>							
1.0	37	09/98→07/05	➔	↓; Trommelbremse	2	<b>24.3727-0159.2 580159</b>	L= 1.392
1.0	37	10/98→05/00					
1.2 TDI 3L	45	07/99→07/05					
1.4	44	10/00→07/05					
1.4 TDI	55	01/99→07/05					
1.7 SDI	44	09/98→07/05					
1.4 16V	55	09/98→07/05	➔	↓; 10/98→; Trommelbremse	2	<b>24.3727-0159.2 580159</b>	L= 1.392
1.4 16V	74	08/99→07/05	➔	↓; Scheibenbremse	2	<b>24.3727-2707.2 582707</b>	L= 1.496
1.4 FSI	77	02/01→07/05					
1.6 GTI	92	09/00→07/05					
<b>VW - MULTIVAN T5 (7HM, 7HN, 7HF, 7EF, 7EM, 7EN) 04/03→08/15</b>							
 <b>Bremsbackensatz, Feststellbremse</b>							
1.9 TDI	62	01/06→11/09	➔			<b>03.0137-0419.2 650419</b>	Ø 185 x 30
1.9 TDI	63	04/03→11/09					
1.9 TDI	75	06/06→11/09					
1.9 TDI	77	04/03→11/09					
2.0	85	11/03→08/15					
2.0 BiTDI	132	09/09→08/15					
2.0 BiTDI 4motion	132	09/09→08/15					
2.0 TDI	62	09/09→08/15					
2.0 TDI	75	09/09→08/15					
2.0 TDI	100	05/10→08/15					
2.0 TDI	103	09/09→08/15					
2.0 TDI 4motion	100	05/10→08/15					
2.0 TDI 4motion	103	09/09→08/15					
2.5 TDI	96	04/03→11/09					
2.5 TDI	120	11/03→11/09					
2.5 TDI	128	04/03→11/09					
2.5 TDI 4motion	96	07/04→11/09					
2.5 TDI 4motion	128	07/04→11/09					
3.2 V6	170	02/04→06/04					
3.2 V6	173	02/04→11/09					
3.2 V6 4motion	173	07/04→11/09					
3.2 4motion	170	11/03→06/06	➔	07/04→		<b>03.0137-0419.2 650419</b>	Ø 185 x 30
↓							











	kW			 	! #			
<b>VW - MULTIVAN T5 (7HM, 7HN, 7HF, 7EF, 7EM, 7EN) 04/03→08/15</b>								
<b>Zubehörsatz, Feststellbremsbacken</b>								
1.9 TDI	62	01/06→11/09	➔			03.0137-9288.2	669288	
1.9 TDI	63	04/03→11/09						
1.9 TDI	75	06/06→11/09						
1.9 TDI	77	04/03→11/09						
2.0	85	11/03→08/15						
2.0 BiTDI	132	09/09→08/15						
2.0 BiTDI 4motion	132	09/09→08/15						
2.0 TDI	62	09/09→08/15						
2.0 TDI	75	09/09→08/15						
2.0 TDI	100	05/10→08/15						
2.0 TDI	103	09/09→08/15						
2.0 TDI 4motion	100	05/10→08/15						
2.0 TDI 4motion	103	09/09→08/15						
2.5 TDI	96	04/03→11/09						
2.5 TDI	120	11/03→11/09						
2.5 TDI	128	04/03→11/09						
2.5 TDI 4motion	96	07/04→11/09						
2.5 TDI 4motion	128	07/04→11/09						
3.2 V6	170	02/04→06/04						
3.2 V6	173	02/04→11/09						
3.2 V6 4motion	173	07/04→11/09						
3.2 4motion	170	11/03→06/06	➔	07/04→		03.0137-9288.2	669288	
<b>Reparaturatz, Automatische Nachstellung</b>								
1.9 TDI	62	01/06→11/09				03.0137-9700.2	669700	
1.9 TDI	63	04/03→11/09				03.0137-9702.2	669702	
1.9 TDI	75	06/06→11/09						
1.9 TDI	77	04/03→11/09						
2.0	85	11/03→08/15						
2.0 BiTDI	132	09/09→08/15						
2.0 BiTDI 4motion	132	09/09→08/15						
2.0 TDI	62	09/09→08/15						
2.0 TDI	75	09/09→08/15						
2.0 TDI	100	05/10→08/15						
2.0 TDI	103	09/09→08/15						
2.0 TDI 4motion	100	05/10→08/15						
2.0 TDI 4motion	103	09/09→08/15						
2.5 TDI	96	04/03→11/09						
2.5 TDI	120	11/03→11/09						
2.5 TDI	128	04/03→11/09						
2.5 TDI 4motion	96	07/04→11/09						
2.5 TDI 4motion	128	07/04→11/09						
3.2 V6	170	02/04→06/04						
3.2 V6	173	02/04→11/09						
3.2 V6 4motion	173	07/04→11/09						
3.2 4motion	170	11/03→06/06		07/04→		03.0137-9700.2	669700	
						03.0137-9702.2	669702	
<b> Seilzug, Feststellbremse</b>								
1.9 TDI	62	01/06→11/09	➔	↓; +PR 0E1,0E2,0WL,0WN / 0WM,0WP, 0WQ; Scheibenbremse	2	24.3727-0184.2	580184	L= 1.303
1.9 TDI	63	04/03→11/09						
1.9 TDI	75	06/06→11/09						
1.9 TDI	77	04/03→11/09						
2.0	85	11/03→08/15						
2.0 BiTDI	132	09/09→08/15						
2.0 TDI	62	09/09→08/15						
2.0 TDI	75	09/09→08/15						
2.0 TDI	100	05/10→08/15						
2.0 TDI	103	09/09→08/15						
2.5 TDI	96	04/03→11/09						
2.5 TDI	120	11/03→11/09						
2.5 TDI	128	04/03→11/09						
3.2 V6	170	02/04→06/04						
3.2 V6	173	02/04→11/09						
2.0 BiTDI 4motion	132	09/09→08/15	➔	↓; 7H-A-200001→; Scheibenbremse; +PR G0C,G0K,G1C	2	24.3727-0184.2	580184	L= 1.303
2.0 TDI 4motion	100	05/10→08/15						
2.0 TDI 4motion	103	09/09→08/15						
2.5 TDI 4motion	96	07/04→11/09						
2.5 TDI 4motion	128	07/04→11/09						
3.2 4motion	170	11/03→06/06						
3.2 V6 4motion	173	07/04→11/09						
2.0 TDI	84	05/11→08/15	➔	↓; Scheibenbremse; +PR G0C,G0K,G1C	2	24.3727-0184.2	580184	L= 1.303
2.0 TSI	110	07/12→08/15						
2.0 TSI	150	05/11→08/15						
2.0 TSI 4motion	150	07/11→08/15						
<b>VW - MULTIVAN T6 (SGF, SGM, SGN) 04/15→</b>								
<b> Seilzug, Feststellbremse</b>								
2.0 TDI	62	04/15→	➔	↓; +PR G0C,G0K,G1C;	2	24.3727-0184.2	580184	L= 1.303
2.0 TDI	75	04/15→		Scheibenbremse				
↓								











	kW					! #			
<b>VW - MULTIVAN T6 (SGF, SGM, SGN) 04/15→</b>									
 <b>Seilzug, Feststellbremse</b>									
2.0 TDI	84	05/16→	➡	⚠; +PR G0C,G0K,G1C;		2	24.3727-0184.2	580184	L= 1.303
2.0 TDI	103	04/15→		Scheibenbremse					
2.0 TDI	110	04/15→							
2.0 TDI	132	04/15→							
2.0 TDI	150	06/15→							
2.0 TDI 4motion	103	06/15→							
2.0 TDI 4motion	110	08/15→							
2.0 TDI 4motion	132	06/15→							
2.0 TDI 4motion	150	06/15→							
2.0 TSI	110	04/15→							
2.0 TSI	150	04/15→							
2.0 TSI 4motion	150	06/15→							
<b>VW - NEW BEETLE (9C1, 1C1) 01/98→09/10</b>									
 <b>Seilzug, Feststellbremse</b>									
1.4	55	11/01→09/10	➡	⚠; → 05/10; Scheibenbremse		2	24.3727-0173.2	580173	L= 1.693
1.9 TDI	77	07/05→09/10							
1.6	74	10/99→09/00	➡	⚠; 11/99→; → 9C-Y-607008;		2	24.3727-0149.2	580149	L= 1.688
				Scheibenbremse					
			➡	⚠; 9C-Y-607009→; Scheibenbremse		2	24.3727-0173.2	580173	L= 1.693
1.6	75	06/00→09/10	➡	⚠; → 9C-Y-607008; Scheibenbremse		2	24.3727-0149.2	580149	L= 1.688
1.8 T	110	10/99→09/10							
1.9 TDI	74	02/01→09/10	➡	⚠; 9C-Y-607009→; → 05/10;		2	24.3727-0173.2	580173	L= 1.693
2.0	85	01/98→09/10		Scheibenbremse					
1.8 T	132	11/01→06/05	➡	⚠; Scheibenbremse		2	24.3727-0173.2	580173	L= 1.693
1.9 TDI	66	01/98→06/04	➡	⚠; → 9C-Y-607008; Scheibenbremse		2	24.3727-0149.2	580149	L= 1.688
			➡	⚠; 9C-Y-607009→; Scheibenbremse		2	24.3727-0173.2	580173	L= 1.693
2.3 V5	125	10/00→09/10	➡	⚠; für Fahrzeuge ohne verstärktes Fahrwerk; → 05/05; Scheibenbremse		2	24.3727-0173.2	580173	L= 1.693
RSI 3.2 4motion (1C9)	165	04/00→05/01	➡	⚠; für Fahrzeuge ohne verstärktes Fahrwerk; Scheibenbremse		2	24.3727-0173.2	580173	L= 1.693
<b>VW - NEW BEETLE Cabriolet (1Y7) 09/02→10/10</b>									
 <b>Seilzug, Feststellbremse</b>									
1.4	55	01/03→09/10	➡	⚠; → 05/10; Scheibenbremse		2	24.3727-0173.2	580173	L= 1.693
1.6	75	01/03→09/10							
1.9 TDI	77	07/05→09/10							
1.8 T	110	01/03→09/10	➡	⚠; 12/03→ 05/10; Scheibenbremse		2	24.3727-0173.2	580173	L= 1.693
1.9 TDI	74	06/03→09/10	➡	⚠; 07/03→ 05/10; Scheibenbremse		2	24.3727-0173.2	580173	L= 1.693
2.0	85	09/02→10/10	➡	⚠; 01/03→ 05/10; Scheibenbremse		2	24.3727-0173.2	580173	L= 1.693
<b>VW - PASSAT (3A2, 35I) 02/88→12/97</b>									
 <b>Radbremszylinder</b>									
1.6	74	10/94→08/96	➡				24.3220-0909.3	020210	Ø 20,64 ALU
1.8	55	08/90→08/96	➡	→ 10/93			24.3220-0909.3	020210	Ø 20,64 ALU
1.9 TD	55	03/91→08/96	➡	10/93→			24.3220-0909.3	020210	Ø 20,64 ALU
1.8	66	02/88→08/96	➡	04/88→ 10/93			24.3220-0909.3	020210	Ø 20,64 ALU
			➡	10/93→			24.3220-0909.3	020210	Ø 20,64 ALU
1.9 TDI	66	10/93→08/96	➡	06/95→; → 3A-S-300000			24.3220-0909.3	020210	Ø 20,64 ALU
<b>Zubehörsatz, Bremsbacken</b>									
1.6	74	10/94→08/96	➡				03.0137-9149.2	669149	
1.8	55	08/90→08/96	➡	10/93→			03.0137-9149.2	669149	
			➡	31-M-280001→; → 10/93			03.0137-9149.2	669149	
			➡	→ 31-M-280000			03.0137-9164.2	669164	
1.8	66	02/88→08/96	➡	10/93→			03.0137-9149.2	669149	
			➡	31-M-280001→; → 10/93			03.0137-9149.2	669149	
			➡	04/88→; → 31-M-280000			03.0137-9164.2	669164	
1.9 TD	55	03/91→08/96	➡	→ 10/93			03.0137-9149.2	669149	
			➡	10/93→			03.0137-9149.2	669149	
1.9 TDI	66	10/93→08/96	➡	→ 3A-S-300000			03.0137-9149.2	669149	
			↓						




















	kw			 	! #		
<b>VW - PASSAT (3A2, 35I) 02/88→12/97</b>							
<b>Bremstrommel</b>							
1.6	74	10/94→08/96	➔			<b>24.0223-0012.1 480042</b>	Ø 230,0 x 53,4 / 231,5 - RLG / - ABS Ring
1.8 1.9 TD	55 55	08/90→08/96 03/91→08/96	➔	→ 10/93		<b>24.0223-0012.1 480042</b>	Ø 230,0 x 53,4 / 231,5 - RLG / - ABS Ring
			➔	10/93→		<b>24.0223-0012.1 480042</b>	Ø 230,0 x 53,4 / 231,5 - RLG / - ABS Ring
1.8	66	02/88→08/96	➔	04/88→ 10/93		<b>24.0223-0012.1 480042</b>	Ø 230,0 x 53,4 / 231,5 - RLG / - ABS Ring
			➔	10/93→		<b>24.0223-0012.1 480042</b>	Ø 230,0 x 53,4 / 231,5 - RLG / - ABS Ring
1.9 TDI	66	10/93→08/96	➔	→ 3A-S-300000		<b>24.0223-0012.1 480042</b>	Ø 230,0 x 53,4 / 231,5 - RLG / - ABS Ring
<b>Bremsbackensatz</b>							
1.6	74	10/94→08/96	➔			<b>03.0137-0264.2 650264</b> <b>03.0520-6120.3 696120</b>	Ø 230 x 40 + HEB VW Ø 230 x 40 Ø 20,64 + RZ / + Zub TopKit
1.8	55	08/90→08/96	➔	→ 31-M-280000		<b>03.0137-0264.2 650264</b> <b>03.0520-6120.3 696120</b>	Ø 230 x 40 + HEB VW Ø 230 x 40 Ø 20,64 + RZ / + Zub TopKit
			➔	10/93→		<b>03.0137-0264.2 650264</b> <b>03.0520-6120.3 696120</b>	Ø 230 x 40 + HEB VW Ø 230 x 40 Ø 20,64 + RZ / + Zub TopKit
			➔	31-M-280001→; → 10/93		<b>03.0137-0264.2 650264</b> <b>03.0520-6120.3 696120</b>	Ø 230 x 40 + HEB VW Ø 230 x 40 Ø 20,64 + RZ / + Zub TopKit
1.8	66	02/88→08/96	➔	04/88→; → 31-M-280000		<b>03.0137-0264.2 650264</b> <b>03.0520-6120.3 696120</b>	Ø 230 x 40 + HEB VW Ø 230 x 40 Ø 20,64 + RZ / + Zub TopKit
			➔	10/93→		<b>03.0137-0264.2 650264</b> <b>03.0520-6120.3 696120</b>	Ø 230 x 40 + HEB VW Ø 230 x 40 Ø 20,64 + RZ / + Zub TopKit
			➔	31-M-280001→; → 10/93		<b>03.0137-0264.2 650264</b> <b>03.0520-6120.3 696120</b>	Ø 230 x 40 + HEB VW Ø 230 x 40 Ø 20,64 + RZ / + Zub TopKit
1.9 TD	55	03/91→08/96	➔	→ 10/93		<b>03.0137-0264.2 650264</b> <b>03.0520-6120.3 696120</b>	Ø 230 x 40 + HEB VW Ø 230 x 40 Ø 20,64 + RZ / + Zub TopKit
			➔	10/93→		<b>03.0137-0264.2 650264</b> <b>03.0520-6120.3 696120</b>	Ø 230 x 40 + HEB VW Ø 230 x 40 Ø 20,64 + RZ / + Zub TopKit
1.9 TDI	66	10/93→08/96	➔	→ 3A-S-300000		<b>03.0137-0264.2 650264</b> <b>03.0520-6120.3 696120</b>	Ø 230 x 40 + HEB VW Ø 230 x 40 Ø 20,64 + RZ / + Zub TopKit
<b>Seilzug, Feststellbremse</b>							
1.6	74	10/94→08/96	➔	☒; Trommelbremse	2	<b>24.3727-0153.2 580153</b>	L= 1.624
1.8 1.9 TD	55 55	08/90→08/96 03/91→08/96	➔	☒; → 10/93; Trommelbremse	2	<b>24.3727-0125.2 580125</b>	L= 1.628
			➔	☒; 10/93→; Trommelbremse	2	<b>24.3727-0153.2 580153</b>	L= 1.624
1.8	66	02/88→08/96	➔	☒; 04/88→ 10/93; Trommelbremse	2	<b>24.3727-0125.2 580125</b>	L= 1.628
			➔	☒; 10/93→; Trommelbremse	2	<b>24.3727-0153.2 580153</b>	L= 1.624
1.8 G60 Syncro	118	08/88→08/96	➔	☒; → 10/93; Scheibenbremse	2	<b>24.3727-0167.2 580167</b>	L= 1.718
1.9 TDI	66	10/93→08/96	➔	☒; 3A-T-000001→; Scheibenbremse	2	<b>24.3727-0152.2 580152</b>	L= 1.721
			➔	☒; → 3A-S-300000; Trommelbremse	2	<b>24.3727-0153.2 580153</b>	L= 1.624
1.9 TDI 2.0 2.0 16V	81 79 110	03/96→08/96 03/95→08/96 01/94→08/96	➔	☒; Scheibenbremse	2	<b>24.3727-0152.2 580152</b>	L= 1.721
2.0	85	02/90→08/96	➔	☒; 03/90→ 10/93; Scheibenbremse	2	<b>24.3727-0126.2 580126</b>	L= 1.749
			➔	☒; 10/93→; Scheibenbremse	2	<b>24.3727-0152.2 580152</b>	L= 1.721
2.0 Syncro	85	10/90→08/96	➔	☒; 01/94→; Scheibenbremse	2	<b>24.3727-0167.2 580167</b>	L= 1.718
			➔	☒; → 10/93; Scheibenbremse	2	<b>24.3727-0167.2 580167</b>	L= 1.718
2.8 VR6	128	06/91→08/96	➔	☒; → 10/93; Scheibenbremse	2	<b>24.3727-0126.2 580126</b>	L= 1.749
			➔	☒; 10/93→; Scheibenbremse	2	<b>24.3727-0152.2 580152</b>	L= 1.721











	kW			 	! #							
<b>VW - PASSAT (3B2) 08/96→12/01</b>												
 <b>Seilzug, Feststellbremse</b>												
1.6	74	10/96→11/00	➡	<input type="checkbox"/> ; Scheibenbremse		24.3727-0170.2 580170	L= 1.890					
1.8	112	01/00→12/01	➡	<input type="checkbox"/> ; Scheibenbremse		24.3727-0174.2 580174	L= 1.890					
1.8 T	110	10/96→11/00										
1.9 TDI	81	10/96→11/00										
1.9 TDI	85	08/98→11/00										
2.3 VR5	110	10/96→11/00										
2.8 V6	132	05/97→09/99										
2.8 V6	140	09/99→11/00										
2.8 V6	142	08/96→11/00										
1.8	85	01/97→11/00	➡	<input type="checkbox"/> ; → 09/00; Scheibenbremse		24.3727-0170.2 580170	L= 1.890					
1.8	92	10/96→11/00										
1.9 TDI	66	10/96→11/00	➡	<input type="checkbox"/> ; → 09/00; Scheibenbremse		24.3727-0174.2 580174	L= 1.890					
1.9 TDI	74	02/00→11/00	➡	<input type="checkbox"/> ; 10/00→; Scheibenbremse		24.3727-0170.2 580170	L= 1.890					
2.0	88	04/00→11/00	➡	<input type="checkbox"/> ; 10/00→; Scheibenbremse		24.3727-0174.2 580174	L= 1.890					
2.5 TDI	110	07/98→11/00	➡	<input type="checkbox"/> ; 08/98→; Scheibenbremse		24.3727-0170.2 580170	L= 1.890					
			➡	<input type="checkbox"/> ; 08/98→; Scheibenbremse		24.3727-0174.2 580174	L= 1.890					
<b>VW - PASSAT (3B3) 11/00→05/05</b>												
 <b>Seilzug, Feststellbremse</b>												
1.6	75	11/00→05/05	➡	<input type="checkbox"/> ; Scheibenbremse		24.3727-0170.2 580170	L= 1.890					
1.8 T	125	02/01→05/05	➡	<input type="checkbox"/> ; Scheibenbremse		24.3727-0174.2 580174	L= 1.890					
1.8 T 20V	110	11/00→05/05										
1.9 TDI	74	11/00→05/05										
1.9 TDI	96	11/00→05/05										
2.0	85	11/00→05/05										
2.0 TDI	100	12/03→05/05										
2.3 V5	125	11/00→05/05										
2.5 TDI	110	11/00→05/05										
2.5 TDI	120	05/03→05/05										
2.8	142	05/02→05/03										
2.0	96	11/01→05/05	➡	<input type="checkbox"/> ; 05/02→; Scheibenbremse		24.3727-0170.2 580170	L= 1.890					
			➡	<input type="checkbox"/> ; 05/02→; Scheibenbremse		24.3727-0174.2 580174	L= 1.890					
<b>VW - PASSAT Kombi (3B5) 05/97→12/01</b>												
 <b>Seilzug, Feststellbremse</b>												
1.6	74	06/97→11/00	➡	<input type="checkbox"/> ; Scheibenbremse		24.3727-0170.2 580170	L= 1.890					
1.8	112	01/00→12/01	➡	<input type="checkbox"/> ; Scheibenbremse		24.3727-0174.2 580174	L= 1.890					
1.8 T	110	06/97→11/00										
1.9 TDI	81	06/97→11/00										
1.9 TDI	85	08/98→11/00										
2.3 VR5	110	06/97→11/00										
2.8 V6	132	09/97→09/99										
2.8 V6	140	09/99→11/00										
2.8 V6	142	06/97→11/00										
1.8	85	06/97→11/00						➡	<input type="checkbox"/> ; → 09/00; Scheibenbremse		24.3727-0170.2 580170	L= 1.890
1.8	92	06/97→11/00										
1.9 TDI	66	06/97→11/00	➡	<input type="checkbox"/> ; → 09/00; Scheibenbremse		24.3727-0174.2 580174	L= 1.890					
1.9 TDI	74	02/00→11/00	➡	<input type="checkbox"/> ; 10/00→; Scheibenbremse		24.3727-0170.2 580170	L= 1.890					
2.0	88	04/00→11/00	➡	<input type="checkbox"/> ; 10/00→; Scheibenbremse		24.3727-0174.2 580174	L= 1.890					
2.5 TDI	110	07/98→11/00	➡	<input type="checkbox"/> ; 08/98→; Scheibenbremse		24.3727-0170.2 580170	L= 1.890					
			➡	<input type="checkbox"/> ; 08/98→; Scheibenbremse		24.3727-0174.2 580174	L= 1.890					
<b>VW - PASSAT Variant (3A5, 35I) 02/88→06/97</b>												
 <b>Radbremszylinder</b>												
1.6	74	07/94→12/95	➡	10/94→		24.3220-0909.3 020210	Ø 20,64 ALU					
1.8	55	08/90→05/97	➡	→ 10/93		24.3220-0909.3 020210	Ø 20,64 ALU					
1.9 TD	55	03/91→05/97	➡	10/93→ 12/96		24.3220-0909.3 020210	Ø 20,64 ALU					
1.8	66	02/88→05/97	➡	04/88→ 10/93		24.3220-0909.3 020210	Ø 20,64 ALU					
			➡	10/93→ 12/96		24.3220-0909.3 020210	Ø 20,64 ALU					
1.9 TDI	66	10/93→05/97	➡	06/95→; → 3A-S-300000		24.3220-0909.3 020210	Ø 20,64 ALU					
<b>Zubehörsatz, Bremsbacken</b>												
1.6	74	07/94→12/95	➡	10/94→		03.0137-9149.2 669149						
1.8	55	08/90→05/97	➡	10/93→ 12/96		03.0137-9149.2 669149						
			➡	31-M-280001→; → 10/93		03.0137-9149.2 669149						
			➡	→ 31-M-280000		03.0137-9164.2 669164						
1.8	66	02/88→05/97	➡	10/93→ 12/96		03.0137-9149.2 669149						
↓												










	kw			 	! #		
<b>VW - PASSAT Variant (3A5, 35I) 02/88→06/97</b>							
<b>Zubehörsatz, Bremsbacken</b>							
1.8	66	02/88→05/97	➡	31-M-280001→; → 10/93		03.0137-9149.2 669149	
			➡	04/88→; → 31-M-280000		03.0137-9164.2 669164	
1.9 TD	55	03/91→05/97	➡	→ 10/93		03.0137-9149.2 669149	
			➡	10/93→ 12/96		03.0137-9149.2 669149	
1.9 TDI	66	10/93→05/97	➡	→ 3A-S-300000		03.0137-9149.2 669149	
<b> Bremstrommel</b>							
1.6	74	07/94→12/95	➡	10/94→		24.0223-0012.1 480042	Ø 230,0 x 53,4 / 231,5 - RLG / - ABS Ring
1.8	55	08/90→05/97	➡	→ 10/93		24.0223-0012.1 480042	Ø 230,0 x 53,4 / 231,5 - RLG / - ABS Ring
1.9 TD	55	03/91→05/97	➡	10/93→ 12/96		24.0223-0012.1 480042	Ø 230,0 x 53,4 / 231,5 - RLG / - ABS Ring
1.8	66	02/88→05/97	➡	04/88→ 10/93		24.0223-0012.1 480042	Ø 230,0 x 53,4 / 231,5 - RLG / - ABS Ring
			➡	10/93→ 12/96		24.0223-0012.1 480042	Ø 230,0 x 53,4 / 231,5 - RLG / - ABS Ring
1.9 TDI	66	10/93→05/97	➡	→ 3A-S-300000		24.0223-0012.1 480042	Ø 230,0 x 53,4 / 231,5 - RLG / - ABS Ring
<b> Bremsbackensatz</b>							
1.6	74	07/94→12/95	➡	10/94→		03.0137-0264.2 650264 03.0520-6120.3 696120	Ø 230 x 40 + HEB VW Ø 230 x 40 Ø 20,64 + RZ / + Zub TopKit
1.8	55	08/90→05/97	➡	→ 31-M-280000		03.0137-0264.2 650264 03.0520-6120.3 696120	Ø 230 x 40 + HEB VW Ø 230 x 40 Ø 20,64 + RZ / + Zub TopKit
			➡	10/93→ 12/96		03.0137-0264.2 650264 03.0520-6120.3 696120	Ø 230 x 40 + HEB VW Ø 230 x 40 Ø 20,64 + RZ / + Zub TopKit
			➡	31-M-280001→; → 10/93		03.0137-0264.2 650264 03.0520-6120.3 696120	Ø 230 x 40 + HEB VW Ø 230 x 40 Ø 20,64 + RZ / + Zub TopKit
1.8	66	02/88→05/97	➡	04/88→; → 31-M-280000		03.0137-0264.2 650264 03.0520-6120.3 696120	Ø 230 x 40 + HEB VW Ø 230 x 40 Ø 20,64 + RZ / + Zub TopKit
			➡	10/93→ 12/96		03.0137-0264.2 650264 03.0520-6120.3 696120	Ø 230 x 40 + HEB VW Ø 230 x 40 Ø 20,64 + RZ / + Zub TopKit
			➡	31-M-280001→; → 10/93		03.0137-0264.2 650264 03.0520-6120.3 696120	Ø 230 x 40 + HEB VW Ø 230 x 40 Ø 20,64 + RZ / + Zub TopKit
1.9 TD	55	03/91→05/97	➡	→ 10/93		03.0137-0264.2 650264 03.0520-6120.3 696120	Ø 230 x 40 + HEB VW Ø 230 x 40 Ø 20,64 + RZ / + Zub TopKit
			➡	10/93→ 12/96		03.0137-0264.2 650264 03.0520-6120.3 696120	Ø 230 x 40 + HEB VW Ø 230 x 40 Ø 20,64 + RZ / + Zub TopKit
1.9 TDI	66	10/93→05/97	➡	→ 3A-S-300000		03.0137-0264.2 650264 03.0520-6120.3 696120	Ø 230 x 40 + HEB VW Ø 230 x 40 Ø 20,64 + RZ / + Zub TopKit
<b> Seilzug, Feststellbremse</b>							
1.6	74	07/94→12/95	➡	⏴; 10/94→; Trommelbremse	2	24.3727-0153.2 580153	L= 1.624
1.8	55	08/90→05/97	➡	⏴; → 10/93; Trommelbremse	2	24.3727-0125.2 580125	L= 1.628
1.9 TD	55	03/91→05/97	➡	⏴; 10/93→ 12/96; Trommelbremse	2	24.3727-0153.2 580153	L= 1.624
1.8	66	02/88→05/97	➡	⏴; 04/88→ 10/93; Trommelbremse	2	24.3727-0125.2 580125	L= 1.628
			➡	⏴; 10/93→ 12/96; Trommelbremse	2	24.3727-0153.2 580153	L= 1.624
1.8 G60 Syncro	118	08/88→05/97	➡	⏴; → 10/93; Scheibenbremse	2	24.3727-0167.2 580167	L= 1.718
1.9 TDI	66	10/93→05/97	➡	⏴; 3A-T-000001→; → 12/96; Scheibenbremse	2	24.3727-0152.2 580152	L= 1.721
			➡	⏴; → 3A-S-300000; Trommelbremse	2	24.3727-0153.2 580153	L= 1.624
1.9 TDI 2.0 16V	81 110	03/96→05/97 01/94→05/97	➡	⏴; → 12/96; Scheibenbremse	2	24.3727-0152.2 580152	L= 1.721
2.0	79	03/95→08/96	➡	⏴; Scheibenbremse	2	24.3727-0152.2 580152	L= 1.721

	kW			 	! #		
<b>VW - PASSAT Variant (3A5, 35I) 02/88→06/97</b>							
 <b>Seilzug, Feststellbremse</b>							
2.0	85	10/93→10/96	➡	☒; Scheibenbremse	2	24.3727-0152.2 580152	L= 1.721
2.0	85	02/90→05/97	➡	☒; 03/90→ 10/93; Scheibenbremse	2	24.3727-0126.2 580126	L= 1.749
			➡	☒; 10/93→ 12/96; Scheibenbremse	2	24.3727-0152.2 580152	L= 1.721
2.0 Syncro	85	10/90→05/97	➡	☒; → 10/93; Scheibenbremse	2	24.3727-0167.2 580167	L= 1.718
			➡	☒; 01/94→ 12/96; Scheibenbremse	2	24.3727-0167.2 580167	L= 1.718
2.8 VR6	128	06/91→05/97	➡	☒; → 10/93; Scheibenbremse	2	24.3727-0126.2 580126	L= 1.749
			➡	☒; 10/93→ 12/96; Scheibenbremse	2	24.3727-0152.2 580152	L= 1.721
2.9 VR6 Syncro	135	01/94→05/97	➡	☒; 10/94→ 12/96; Scheibenbremse	2	24.3727-0167.2 580167	L= 1.718
<b>VW - PASSAT Variant (3B6) 10/00→08/05</b>							
 <b>Seilzug, Feststellbremse</b>							
1.6	75	11/00→05/05	➡	☒; Scheibenbremse		24.3727-0170.2 580170	L= 1.890
1.8 T 20V	110	11/00→05/05	➡	☒; Scheibenbremse		24.3727-0174.2 580174	L= 1.890
1.9 TDI	74	11/00→05/05	➡	☒; Scheibenbremse			
1.9 TDI	96	11/00→05/05	➡				
2.0	85	11/00→05/05	➡				
2.0 TDI	100	12/03→05/05	➡				
2.3 VR5	125	11/00→05/05	➡				
2.5 TDI	110	11/00→05/05	➡				
2.5 TDI	120	05/03→05/05	➡				
1.8 T	125	05/02→08/05	➡	☒; → 06/05; Scheibenbremse		24.3727-0170.2 580170	L= 1.890
2.8	142	10/00→08/05	➡	☒; → 06/05; Scheibenbremse		24.3727-0174.2 580174	L= 1.890
2.0	96	11/01→05/05	➡	☒; 05/02→; Scheibenbremse		24.3727-0170.2 580170	L= 1.890
			➡	☒; 05/02→; Scheibenbremse		24.3727-0174.2 580174	L= 1.890
<b>VW - POLO (6N1) 10/94→10/99</b>							
 <b>Radbremszylinder</b>							
1.7 SDI	42	04/97→10/99	➡	05/97→		03.3217-2112.3 020027 24.3217-0908.3 020167	Ø 17,46 GG Ø 17,46 ALU
100 1.4 16V	74	04/96→10/99	➡			03.3217-2112.3 020027 24.3217-0908.3 020167	Ø 17,46 GG Ø 17,46 ALU
45 1.0	33	10/94→09/96	➡				
50 1.0	37	09/96→10/99	➡				
55 1.3	40	10/94→07/95	➡				
55 1.4	40	08/95→10/99	➡				
60 1.4	44	07/95→10/99	➡				
60 1.7 SDI	44	08/97→10/99	➡				
64 1.9 D	47	10/94→10/99	➡				
64 1.9 SDI	47	07/96→10/99	➡				
75 1.6 4motion	55	08/95→10/99	➡				
75 1.6	55	10/94→10/99	➡	→ 09/99		03.3217-2112.3 020027 24.3217-0908.3 020167	Ø 17,46 GG Ø 17,46 ALU
<b>Zubehörsatz, Bremsbacken</b>							
1.7 SDI	42	04/97→10/99	➡	05/97→; → 6N-XY227489; - ABS		03.0137-9008.2 669008	
			➡	6N-XY227490→		03.0137-9168.2 669168	VW
			➡	05/97→; → 6N-XY227489; + ABS		03.0137-9168.2 669168	VW
100 1.4 16V	74	04/96→10/99	➡	→ 6N-XY227489; - ABS		03.0137-9008.2 669008	
			➡	6N-XY227490→		03.0137-9168.2 669168	VW
			➡	+ ABS; → 6N-XY227489		03.0137-9168.2 669168	VW
45 1.0	33	10/94→09/96	➡				
50 1.0	37	09/96→10/99	➡				
55 1.3	40	10/94→07/95	➡				
55 1.4	40	08/95→10/99	➡				
60 1.4	44	07/95→10/99	➡				
60 1.7 SDI	44	08/97→10/99	➡				
64 1.9 D	47	10/94→10/99	➡				
64 1.9 SDI	47	07/96→10/99	➡				
75 1.6 4motion	55	08/95→10/99	➡				
75 1.6	55	10/94→10/99	➡	→ 6N-XY227489; - ABS		03.0137-9008.2 669008	
			➡	6N-XY227490→; → 09/99		03.0137-9168.2 669168	VW
			➡	+ ABS; → 6N-XY227489		03.0137-9168.2 669168	VW
<b>Bremstrommel</b>							
1.7 SDI	42	04/97→10/99	➡	05/97→; → 6N-XY227489; - ABS		24.0218-0007.1 480003 24.0218-0707.2 480211	Ø 180,0 x 38,5 / 181 - RLG Ø 180,0 x 38,5 / 181 + RLG
			➡	05/97→; → 6N-XY227489; + ABS		24.0220-0018.1 480019 24.0220-0718.2 480209	Ø 200,0 x 50 / 201 - RLG / - ABS Ring Ø 200,0 x 50 / 201 + RLG / - ABS Ring








	kw			 	! #		
<b>VW - POLO (6N1) 10/94→10/99</b>							
<b>Bremstrommel</b>							
1.7 SDI	42	04/97→10/99	➡	6N-XY227490→ 6N-XY420000		24.0220-0018.1 480019 24.0220-0718.2 480209	Ø 200,0 x 50 / 201 - RLG / - ABS Ring Ø 200,0 x 50 / 201 + RLG / - ABS Ring
			➡	6N-XY420001→		24.0220-0032.1 480130	Ø 200,0 x 50,1 / 201,5
100 1.4 16V	74	04/96→10/99	➡	→ 6N-XY227489; - ABS		24.0218-0007.1 480003	Ø 180,0 x 38,5 / 181 - RLG
45 1.0	33	10/94→09/96				24.0218-0707.2 480211	Ø 180,0 x 38,5 / 181 + RLG
50 1.0	37	09/96→10/99					
55 1.3	40	10/94→07/95	➡	6N-XY227490→ 6N-XY420000		24.0220-0018.1 480019	Ø 200,0 x 50 / 201 - RLG / - ABS Ring
55 1.4	40	08/95→10/99				24.0220-0718.2 480209	Ø 200,0 x 50 / 201 + RLG / - ABS Ring
60 1.4	44	07/95→10/99					
60 1.7 SDI	44	08/97→10/99					
64 1.9 D	47	10/94→10/99					
64 1.9 SDI	47	07/96→10/99	➡	→ 6N-XY227489; + ABS		24.0220-0018.1 480019	Ø 200,0 x 50 / 201 - RLG / - ABS Ring
						24.0220-0718.2 480209	Ø 200,0 x 50 / 201 + RLG / - ABS Ring
			➡	6N-XY420001→		24.0220-0032.1 480130	Ø 200,0 x 50,1 / 201,5
75 1.6	55	10/94→10/99	➡	→ 6N-XY227489; - ABS		24.0218-0007.1 480003	Ø 180,0 x 38,5 / 181 - RLG
						24.0218-0707.2 480211	Ø 180,0 x 38,5 / 181 + RLG
			➡	6N-XY227490→; → 09/99		24.0220-0018.1 480019	Ø 200,0 x 50 / 201 - RLG / - ABS Ring
						24.0220-0718.2 480209	Ø 200,0 x 50 / 201 + RLG / - ABS Ring
			➡	→ 6N-XY227489; + ABS		24.0220-0018.1 480019	Ø 200,0 x 50 / 201 - RLG / - ABS Ring
						24.0220-0718.2 480209	Ø 200,0 x 50 / 201 + RLG / - ABS Ring
75 1.6 4motion	55	08/95→10/99	➡	→ 6N-XY227489; - ABS		24.0218-0007.1 480003	Ø 180,0 x 38,5 / 181 - RLG
						24.0218-0707.2 480211	Ø 180,0 x 38,5 / 181 + RLG
			➡	6N-XY227490→		24.0220-0018.1 480019	Ø 200,0 x 50 / 201 - RLG / - ABS Ring
						24.0220-0718.2 480209	Ø 200,0 x 50 / 201 + RLG / - ABS Ring
			➡	→ 6N-XY227489; + ABS		24.0220-0018.1 480019	Ø 200,0 x 50 / 201 - RLG / - ABS Ring
						24.0220-0718.2 480209	Ø 200,0 x 50 / 201 + RLG / - ABS Ring
<b>Bremsbackensatz</b>							
1.7 SDI	42	04/97→10/99	➡	05/97→; → 6N-XY227489; - ABS		03.0137-0126.2 650126 03.0420-0617.3 680617 03.0520-3917.3 693917	Ø 180 x 31 + HEB VW Ø 180 x 31 Ø 17,46 + RZ / + Zub Kit VW Ø 180 x 31 Ø 17,46 + RZ / + Zub TopKit
			➡	6N-XY227490→		03.0137-0268.2 650268 03.0420-1517.3 681517 03.0520-1517.3 691517	VW Ø 200 x 40 + HEB VW Ø 200 x 40 Ø 17,46 + RZ / + Zub Kit VW Ø 200 x 40 Ø 17,46 + RZ / + Zub TopKit
			➡	05/97→; → 6N-XY227489; + ABS		03.0137-0268.2 650268 03.0420-1517.3 681517 03.0520-1517.3 691517	VW Ø 200 x 40 + HEB VW Ø 200 x 40 Ø 17,46 + RZ / + Zub Kit VW Ø 200 x 40 Ø 17,46 + RZ / + Zub TopKit
100 1.4 16V	74	04/96→10/99	➡	→ 6N-XY227489; - ABS		03.0137-0126.2 650126	Ø 180 x 31 + HEB
45 1.0	33	10/94→09/96				03.0420-0617.3 680617	VW Ø 180 x 31 Ø 17,46 + RZ / + Zub Kit
50 1.0	37	09/96→10/99					
55 1.3	40	10/94→07/95				03.0520-3917.3 693917	VW Ø 180 x 31 Ø 17,46 + RZ / + Zub TopKit
55 1.4	40	08/95→10/99					
60 1.4	44	07/95→10/99					
60 1.7 SDI	44	08/97→10/99	➡	6N-XY227490→		03.0137-0268.2 650268	VW Ø 200 x 40 + HEB
64 1.9 D	47	10/94→10/99				03.0420-1517.3 681517	VW Ø 200 x 40 Ø 17,46 + RZ / + Zub Kit
64 1.9 SDI	47	07/96→10/99					
75 1.6 4motion	55	08/95→10/99	➡	+ ABS; → 6N-XY227489		03.0520-1517.3 691517	VW Ø 200 x 40 Ø 17,46 + RZ / + Zub TopKit
						03.0137-0268.2 650268 03.0420-1517.3 681517 03.0520-1517.3 691517	VW Ø 200 x 40 + HEB VW Ø 200 x 40 Ø 17,46 + RZ / + Zub Kit VW Ø 200 x 40 Ø 17,46 + RZ / + Zub TopKit
↓							












	kw			 	! #		
<b>VW - POLO (6N1) 10/94→10/99</b>							
 <b>Bremsbackensatz</b>							
75 1.6	55	10/94→10/99	➔	→ 6N-XY227489; - ABS		03.0137-0126.2 650126 03.0420-0617.3 680617 03.0520-3917.3 693917	Ø 180 x 31 + HEB VW Ø 180 x 31 Ø 17,46 + RZ / + Zub Kit VW Ø 180 x 31 Ø 17,46 + RZ / + Zub TopKit
			➔	6N-XY227490→; → 09/99		03.0137-0268.2 650268 03.0420-1517.3 681517 03.0520-1517.3 691517	VW Ø 200 x 40 + HEB VW Ø 200 x 40 Ø 17,46 + RZ / + Zub Kit VW Ø 200 x 40 Ø 17,46 + RZ / + Zub TopKit
			➔	+ ABS; → 6N-XY227489		03.0137-0268.2 650268 03.0420-1517.3 681517 03.0520-1517.3 691517	VW Ø 200 x 40 + HEB VW Ø 200 x 40 Ø 17,46 + RZ / + Zub Kit VW Ø 200 x 40 Ø 17,46 + RZ / + Zub TopKit
 <b>Seilzug, Feststellbremse</b>							
1.7 SDI	42	04/97→10/99	➔	⏏; 6N-V-045001→; - ABS; Trommelbremse	2	24.3727-0161.2 580161	L= 1.512
			➔	⏏; 05/97→; → 6N-V-045000; - ABS; Trommelbremse	2	24.3727-0161.2 580161	L= 1.512
			➔	⏏; 05/97→; → 6N-WW130000; + ABS; Trommelbremse	2	24.3727-0161.2 580161	L= 1.512
			➔	⏏; 6N-WW130001→; + ABS; Trommelbremse	2	24.3727-0162.2 580162	L= 1.514
100 1.4 16V	74	04/96→10/99	➔	⏏; 6N-V-045001→; - ABS; Trommelbremse	2	24.3727-0161.2 580161	L= 1.512
			➔	⏏; → 6N-WW130000; + ABS; Trommelbremse	2	24.3727-0161.2 580161	L= 1.512
			➔	⏏; → 6N-V-045000; - ABS; Trommelbremse	2	24.3727-0161.2 580161	L= 1.512
			➔	⏏; 6N-WW130001→; + ABS; Trommelbremse	2	24.3727-0162.2 580162	L= 1.514
			➔	⏏; 10/99→; Scheibenbremse	2	24.3727-0165.2 580165	L= 1.641
			➔	⏏; 6N-WW130001→; → 09/99; Scheibenbremse	2	24.3727-0165.2 580165	L= 1.641
120 1.6 16V GTI	88	09/98→10/99	➔	⏏; 10/99→; Scheibenbremse	2	24.3727-0165.2 580165	L= 1.641
			➔	⏏; 6N-WW130001→; → 09/99; Scheibenbremse	2	24.3727-0165.2 580165	L= 1.641
45 1.0 55 1.3	33 40	10/94→09/96 10/94→07/95	➔	⏏; - ABS; Trommelbremse	2	24.3727-0161.2 580161	L= 1.512
			➔	⏏; + ABS; Trommelbremse	2	24.3727-0161.2 580161	L= 1.512
50 1.0 55 1.4 60 1.4 60 1.7 SDI 64 1.9 D 64 1.9 SDI 75 1.6 4motion	37 40 44 44 47 47 55	09/96→10/99 08/95→10/99 07/95→10/99 08/97→10/99 10/94→10/99 07/96→10/99 08/95→10/99	➔	⏏; → 6N-WW130000; + ABS; Trommelbremse	2	24.3727-0161.2 580161	L= 1.512
			➔	⏏; 6N-V-045001→; - ABS; Trommelbremse	2	24.3727-0161.2 580161	L= 1.512
			➔	⏏; → 6N-V-045000; - ABS; Trommelbremse	2	24.3727-0161.2 580161	L= 1.512
			➔	⏏; 6N-WW130001→; + ABS; Trommelbremse	2	24.3727-0162.2 580162	L= 1.514
75 1.6	55	10/94→10/99	➔	⏏; → 6N-WW130000; + ABS; Trommelbremse	2	24.3727-0161.2 580161	L= 1.512
			➔	⏏; 6N-V-045001→; → 09/99; - ABS; Trommelbremse	2	24.3727-0161.2 580161	L= 1.512
			➔	⏏; → 6N-V-045000; - ABS; Trommelbremse	2	24.3727-0161.2 580161	L= 1.512
			➔	⏏; 6N-WW130001→; → 09/99; + ABS; Trommelbremse	2	24.3727-0162.2 580162	L= 1.514
<b>VW - POLO (6N2) 10/99→10/01</b>							
 <b>Radbremszylinder</b>							
1.0 1.4 1.4 1.4 16V 1.7 SDI 1.9 D 1.9 SDI	37 40 44 74 44 47 47	10/99→09/01 10/99→09/01 10/99→09/01 10/99→09/01 10/99→09/01 10/99→09/01 10/99→09/01	➔			03.3217-2112.3 020027 24.3217-0908.3 020167	Ø 17,46 GG Ø 17,46 ALU
1.4 16V 1.4 TDI	55 55	10/99→09/01 10/99→09/01	➔	+ ABS		03.3217-2112.3 020027 24.3217-0908.3 020167	Ø 17,46 GG Ø 17,46 ALU
			➔	- ABS		24.3219-0909.3 020188	Ø 19,05 ALU
↓							








	kw			 	! #		
<b>VW - POLO (6N2) 10/99→10/01</b>							
<b>Zubehörsatz, Bremsbacken</b>							
1.0	37	10/99→09/01	➡	→ 6N-XY227489; - ABS		03.0137-9008.2 669008	
1.4	40	10/99→09/01					
1.4	44	10/99→09/01	➡	6N-XY227490→		03.0137-9168.2 669168	VW
1.4 16V	74	10/99→09/01					
1.7 SDI	44	10/99→09/01	➡	→ 6N-XY227489; + ABS		03.0137-9168.2 669168	VW
1.9 D	47	10/99→09/01					
1.9 SDI	47	10/99→09/01					
1.4 16V	55	10/99→09/01	➡	- ABS		03.0137-9168.2 669168	VW
1.4 TDI	55	10/99→09/01					
<b> Bremstrommel</b>							
1.0	37	10/99→09/01	➡	→ 6N-XY227489; - ABS		24.0218-0007.1 480003	Ø 180,0 x 38,5 / 181 - RLG
1.4	40	10/99→09/01				24.0218-0707.2 480211	Ø 180,0 x 38,5 / 181 + RLG
1.4	44	10/99→09/01					
1.4 16V	74	10/99→09/01	➡	6N-XY227490→ 6N-XY420000		24.0220-0018.1 480019	Ø 200,0 x 50 / 201 - RLG / - ABS Ring
1.7 SDI	44	10/99→09/01					
1.9 D	47	10/99→09/01				24.0220-0718.2 480209	Ø 200,0 x 50 / 201 + RLG / - ABS Ring
1.9 SDI	47	10/99→09/01					
			➡	→ 6N-XY227489; + ABS		24.0220-0018.1 480019	Ø 200,0 x 50 / 201 - RLG / - ABS Ring
						24.0220-0718.2 480209	Ø 200,0 x 50 / 201 + RLG / - ABS Ring
			➡	6N-XY420001→		24.0220-0032.1 480130	Ø 200,0 x 50,1 / 201,5
1.4 16V	55	10/99→09/01	➡	→ 6N-XY420000; - ABS		24.0220-0018.1 480019	Ø 200,0 x 50 / 201 - RLG / - ABS Ring
1.4 TDI	55	10/99→09/01				24.0220-0718.2 480209	Ø 200,0 x 50 / 201 + RLG / - ABS Ring
			➡	6N-XY420001→; - ABS		24.0220-0032.1 480130	Ø 200,0 x 50,1 / 201,5
<b> Bremsbackensatz</b>							
1.0	37	10/99→09/01	➡	→ 6N-XY227489; - ABS		03.0137-0126.2 650126	Ø 180 x 31 + HEB
1.4	40	10/99→09/01				03.0420-0617.3 680617	VW Ø 180 x 31 Ø 17,46 + RZ / + Zub Kit
1.4	44	10/99→09/01					
1.4 16V	74	10/99→09/01				03.0520-3917.3 693917	VW Ø 180 x 31 Ø 17,46 + RZ / + Zub TopKit
1.7 SDI	44	10/99→09/01					
1.9 D	47	10/99→09/01					
1.9 SDI	47	10/99→09/01	➡	6N-XY227490→		03.0137-0268.2 650268	VW Ø 200 x 40 + HEB
						03.0420-1517.3 681517	VW Ø 200 x 40 Ø 17,46 + RZ / + Zub Kit
						03.0520-1517.3 691517	VW Ø 200 x 40 Ø 17,46 + RZ / + Zub TopKit
			➡	→ 6N-XY227489; + ABS		03.0137-0268.2 650268	VW Ø 200 x 40 + HEB
						03.0420-1517.3 681517	VW Ø 200 x 40 Ø 17,46 + RZ / + Zub Kit
						03.0520-1517.3 691517	VW Ø 200 x 40 Ø 17,46 + RZ / + Zub TopKit
1.4 16V	55	10/99→09/01	➡	- ABS		03.0137-0268.2 650268	VW Ø 200 x 40 + HEB
						03.0420-4219.3 684219	VW Ø 200 x 40 Ø 19,05 + RZ / + Zub Kit
						03.0520-4219.3 694219	VW Ø 200 x 40 Ø 19,05 + RZ / + Zub TopKit
			➡			03.0420-1517.3 681517	VW Ø 200 x 40 Ø 17,46 + RZ / + Zub Kit
						03.0520-1517.3 691517	VW Ø 200 x 40 Ø 17,46 + RZ / + Zub TopKit
1.4 TDI	55	10/99→09/01	➡	- ABS		03.0137-0268.2 650268	VW Ø 200 x 40 + HEB
						03.0420-4219.3 684219	VW Ø 200 x 40 Ø 19,05 + RZ / + Zub Kit
						03.0520-4219.3 694219	VW Ø 200 x 40 Ø 19,05 + RZ / + Zub TopKit
			➡	+ ABS		03.0420-1517.3 681517	VW Ø 200 x 40 Ø 17,46 + RZ / + Zub Kit
						03.0520-1517.3 691517	VW Ø 200 x 40 Ø 17,46 + RZ / + Zub TopKit
<b> Seilzug, Feststellbremse</b>							
1.0	37	10/99→09/01	➡	⚠; → 6N-WW130000; + ABS; Trommelbremse	2	24.3727-0161.2 580161	L= 1.512
1.4	40	10/99→09/01					
1.4	44	10/99→09/01	➡	⚠; → 6N-V-045000; - ABS; Trommelbremse	2	24.3727-0161.2 580161	L= 1.512
1.7 SDI	44	10/99→09/01					
1.9 D	47	10/99→09/01	➡	⚠; 6N-V-045001→; - ABS; Trommelbremse	2	24.3727-0161.2 580161	L= 1.512
1.9 SDI	47	10/99→09/01					
			↓				








	kW			 	! #		
<b>VW - POLO (6N2) 10/99→10/01</b>							
 <b>Seilzug, Feststellbremse</b>							
1.0 1.4 1.4 1.7 SDI 1.9 D 1.9 SDI	37 40 44 44 47 47	10/99→09/01 10/99→09/01 10/99→09/01 10/99→09/01 10/99→09/01 10/99→09/01	➡	⬇️; 6N-WW130001→; + ABS; Trommelbremse	2	24.3727-0162.2 580162	L= 1.514
1.4 16V 1.4 TDI	55 55	10/99→09/01 10/99→09/01	➡	⬇️; - ABS; Trommelbremse	2	24.3727-0161.2 580161	L= 1.512
			➡	⬇️; + ABS; Scheibenbremse	2	24.3727-0165.2 580165	L= 1.641
1.4 16V	74	10/99→09/01	➡	⬇️; → 6N-WW130000; + ABS; Trommelbremse	2	24.3727-0161.2 580161	L= 1.512
			➡	⬇️; → 6N-V-045000; - ABS; Trommelbremse	2	24.3727-0161.2 580161	L= 1.512
			➡	⬇️; 6N-V-045001→; - ABS; Trommelbremse	2	24.3727-0161.2 580161	L= 1.512
			➡	⬇️; 6N-WW130001→; + ABS; Trommelbremse	2	24.3727-0162.2 580162	L= 1.514
			➡	⬇️; Scheibenbremse	2	24.3727-0165.2 580165	L= 1.641
1.6 16V GTI	92	10/99→09/01	➡	⬇️; Scheibenbremse	2	24.3727-0165.2 580165	L= 1.641
<b>VW - POLO (6R, 6C) 06/09→</b>							
 <b>Radbremszylinder</b>							
1.0 1.0 1.0 TSI 1.0 TSI	44 55 70 81	01/14→ 01/14→ 11/14→ 11/14→	➡	+PR 1KM		24.3219-0909.3 020188	Ø 19,05 ALU
1.2 1.2 1.2 TDI 1.2 TSI 1.2 TSI 1.2 TSI 1.2 TSI 16V 1.4 1.4 BiFuel 1.4 TDI 1.4 TDI 1.4 TDI 1.4 TSI 1.4 TSI 1.4 TSI 1.6 1.6 1.6 BiFuel 1.6 TDI 1.6 TDI 1.6 TDI	44 51 55 66 77 81 66 63 60 55 66 77 103 110 66 81 60 55 66 77 66 77	06/09→ 06/09→ 10/09→ 05/11→05/14 11/09→ 01/14→ 02/14→ 06/09→ 03/10→01/11 03/14→ 02/14→ 05/14→ 10/12→ 05/14→ 07/14→ 07/14→ 01/11→ 06/09→ 06/09→ 06/09→	➡	+PR 1KB +PR 1KM		24.3217-0908.3 020167 24.3219-0909.3 020188	Ø 17,46 ALU Ø 19,05 ALU
1.6 1.6	63 77	05/10→ 01/10→	➡	07/14→; +PR 1KB 07/14→; +PR 1KM		24.3217-0908.3 020167 24.3219-0909.3 020188	Ø 17,46 ALU Ø 19,05 ALU
<b>Zubehörsatz, Bremsbacken</b>							
1.0 1.0 1.0 TSI 1.0 TSI 1.2 TSI 1.4 TDI 1.4 TDI 1.4 TDI 1.4 TSI 1.6 1.6	44 55 70 81 81 55 66 77 110 66 81	01/14→ 01/14→ 11/14→ 11/14→ 01/14→ 03/14→ 02/14→ 05/14→ 05/14→ 07/14→ 07/14→	➡	+PR 1KM		03.0137-9168.2 669168	VW
1.2 1.2 1.2 TDI 1.2 TSI 1.2 TSI 1.2 TSI 16V 1.4 1.4 BiFuel 1.4 TSI 1.6 BiFuel 1.6 TDI 1.6 TDI 1.6 TDI	44 51 55 66 77 66 63 60 103 60 55 66 77	06/09→ 06/09→ 10/09→ 05/11→05/14 11/09→ 02/14→ 06/09→ 03/10→01/11 10/12→ 01/11→ 06/09→ 06/09→ 06/09→	➡	+PR 1KB,1KM		03.0137-9168.2 669168	VW
1.6 1.6 ↓	63 77	05/10→ 01/10→	➡	07/14→; +PR 1KM		03.0137-9168.2 669168	VW

















	kw			 	! #		
<b>VW - POLO (6R, 6C) 06/09→</b>							
<b>Bremstrommel</b>							
1.0	44	01/14→	➔	+PR 1KM		24.0220-0037.1 480161	Ø 200,0 x 50,1 / 201,5
1.0	55	01/14→					
1.0 TSI	70	11/14→					
1.0 TSI	81	11/14→					
1.2 TSI	81	01/14→					
1.4 TDI	55	03/14→					
1.4 TDI	66	02/14→					
1.4 TDI	77	05/14→					
1.4 TSI	110	05/14→					
1.6	66	07/14→					
1.6	81	07/14→					
1.2	44	06/09→	➔	+PR 1KB,1KM		24.0220-0037.1 480161	Ø 200,0 x 50,1 / 201,5
1.2	51	06/09→					
1.2 TDI	55	10/09→					
1.2 TSI	66	05/11→05/14					
1.2 TSI	77	11/09→					
1.2 TSI 16V	66	02/14→					
1.4	63	06/09→					
1.4 BiFuel	60	03/10→01/11					
1.4 TSI	103	10/12→					
1.6 BiFuel	60	01/11→					
1.6 TDI	55	06/09→					
1.6 TDI	66	06/09→					
1.6 TDI	77	06/09→					
1.6	63	05/10→	➔	07/14→; +PR 1KM		24.0220-0037.1 480161	Ø 200,0 x 50,1 / 201,5
1.6	77	01/10→					
<b>Bremsbackensatz</b>							
1.0	44	01/14→	➔	+PR 1KM		03.0137-0268.2 650268	VW Ø 200 x 40 + HEB
1.0	55	01/14→				03.0520-8219.3 698219	VW Ø 200 x 40 Ø 19,05 + RZ / + Zub TopKit
1.0 TSI	70	11/14→					
1.0 TSI	81	11/14→					
1.4 TDI	55	03/14→					
1.4 TDI	66	02/14→					
1.4 TDI	77	05/14→					
1.4 TSI	110	05/14→					
1.2	44	06/09→	➔	+PR 1KB,1KM		03.0137-0268.2 650268	VW Ø 200 x 40 + HEB
1.2	51	06/09→					
1.2 TDI	55	10/09→	➔	+PR 1KB		03.0520-4817.3 694817	Ø 200 x 40 Ø 17,46 + RZ / + Zub TopKit
1.2 TSI	66	05/11→05/14					
1.2 TSI	77	11/09→	➔	+PR 1KM		03.0520-8219.3 698219	VW Ø 200 x 40 Ø 19,05 + RZ / + Zub TopKit
1.2 TSI 16V	66	02/14→					
1.4	63	06/09→					
1.4 BiFuel	60	03/10→01/11					
1.4 TSI	103	10/12→					
1.6 BiFuel	60	01/11→					
1.6 TDI	55	06/09→					
1.6 TDI	66	06/09→					
1.6 TDI	77	06/09→					
1.2 TSI	81	01/14→	➔	+PR 1KM		03.0137-0268.2 650268	VW Ø 200 x 40 + HEB
1.6	66	07/14→				03.0520-8219.3 698219	VW Ø 200 x 40 Ø 19,05 + RZ / + Zub TopKit
1.6	81	07/14→					
			➔	+PR 1KB		03.0520-4817.3 694817	Ø 200 x 40 Ø 17,46 + RZ / + Zub TopKit
1.6	63	05/10→	➔	07/14→; +PR 1KM		03.0137-0268.2 650268	VW Ø 200 x 40 + HEB
1.6	77	01/10→				03.0520-8219.3 698219	VW Ø 200 x 40 Ø 19,05 + RZ / + Zub TopKit
			➔	07/14→; +PR 1KB		03.0520-4817.3 694817	Ø 200 x 40 Ø 17,46 + RZ / + Zub TopKit
<b>Seilzug, Feststellbremse</b>							
1.0	44	01/14→	➔	⏴; +PR 1KM; Trommelbremse	2	24.3727-3402.2 583402	L= 1.588
1.0	55	01/14→					
1.0 TSI	70	11/14→	➔	⏴; +PR 1KK,1KT,1KV,2EJ; Scheibenbremse	2	24.3727-3403.2 583403	L= 1.642
1.0 TSI	81	11/14→					
1.2	44	06/09→					
1.2	51	06/09→					
1.2 TDI	55	10/09→					
1.2 TSI	66	05/11→05/14					
1.2 TSI	77	11/09→					
1.2 TSI	81	01/14→					
1.2 TSI 16V	66	02/14→					
1.4	63	06/09→					
1.4 BiFuel	60	03/10→01/11					
1.4 TDI	55	03/14→					
1.4 TDI	66	02/14→					
1.4 TDI	77	05/14→					
1.4 TSI	103	10/12→					
1.4 TSI	110	05/14→					
1.6	66	07/14→					

	kw			 	! #		
<b>VW - POLO (6R, 6C) 06/09→</b>							
 <b>Seilzug, Feststellbremse</b>							
1.6	81	07/14→	➡	⬇️; +PR 1KM; Trommelbremse	2	24.3727-3402.2 583402	L= 1.588
1.6 BiFuel	60	01/11→	➡	⬇️; +PR 1KK,1KT,1KV,2EJ; Scheibenbremse	2	24.3727-3403.2 583403	L= 1.642
1.6 TDI	55	06/09→					
1.6 TDI	66	06/09→					
1.6 TDI	77	06/09→					
1.4 GTI	132	05/10→	➡	⬇️; +PR 1KK,1KT,1KV,2EJ; Scheibenbremse	2	24.3727-3403.2 583403	L= 1.642
1.8 GTI	141	11/14→					
1.8 GTI 230	169	04/16→					
2.0 R WRC	162	08/13→					
1.6	63	05/10→	➡	⬇️; 07/14→; +PR 1KM; Trommelbremse	2	24.3727-3402.2 583402	L= 1.588
1.6	77	01/10→	➡	⬇️; 07/14→; +PR 1KK,1KT,1KV,2EJ; Scheibenbremse	2	24.3727-3403.2 583403	L= 1.642
<b>VW - POLO (9N_) 10/01→01/12</b>							
 <b>Radbremszylinder</b>							
1.2	40	01/02→05/07	➡	+PR 1KB		24.3217-0908.3 020167	Ø 17,46 ALU
1.4 FSI	63	02/02→07/06					
1.2	44	05/07→11/09	➡	→ 05/09; +PR 1KB		24.3217-0908.3 020167	Ø 17,46 ALU
1.2 12V	51	05/07→11/09					
1.4 16V	59	05/06→11/09					
1.4 TDI	51	04/05→11/09					
1.4 TDI	59	04/05→11/09					
1.2 12V	47	10/01→07/07	➡	11/01→; +PR 1KB		24.3217-0908.3 020167	Ø 17,46 ALU
1.4 16V	55	10/01→05/08					
1.4 TDI	55	10/01→06/05					
1.9 SDI	47	10/01→11/09	➡	11/01→ 05/09; +PR 1KB		24.3217-0908.3 020167	Ø 17,46 ALU
<b>Zubehörsatz, Bremsbacken</b>							
1.2	40	01/02→05/07		+PR 1KB		03.0137-9168.2 669168	VW
1.4 FSI	63	02/02→07/06					
1.2	44	05/07→11/09	➡	→ 05/09; +PR 1KB		03.0137-9168.2 669168	VW
1.2 12V	51	05/07→11/09					
1.4 16V	59	05/06→11/09					
1.4 TDI	51	04/05→11/09					
1.4 TDI	59	04/05→11/09					
1.2 12V	47	10/01→07/07	➡	11/01→; +PR 1KB		03.0137-9168.2 669168	VW
1.4 16V	55	10/01→05/08					
1.4 TDI	55	10/01→06/05					
1.9 SDI	47	10/01→11/09	➡	11/01→ 05/09; +PR 1KB		03.0137-9168.2 669168	VW
 <b>Bremsstrommel</b>							
1.2	40	01/02→05/07	➡	+PR 1KB		24.0220-0037.1 480161	Ø 200,0 x 50,1 / 201,5
1.4 FSI	63	02/02→07/06					
1.2	44	05/07→11/09	➡	→ 05/09; +PR 1KB		24.0220-0037.1 480161	Ø 200,0 x 50,1 / 201,5
1.2 12V	51	05/07→11/09					
1.4 16V	59	05/06→11/09					
1.4 TDI	51	04/05→11/09					
1.4 TDI	59	04/05→11/09					
1.2 12V	47	10/01→07/07	➡	11/01→; +PR 1KB		24.0220-0037.1 480161	Ø 200,0 x 50,1 / 201,5
1.4 16V	55	10/01→05/08					
1.4 TDI	55	10/01→06/05					
1.9 SDI	47	10/01→11/09	➡	11/01→ 05/09; +PR 1KB		24.0220-0037.1 480161	Ø 200,0 x 50,1 / 201,5
 <b>Bremsbackensatz</b>							
1.2	40	01/02→05/07	➡	+PR 1KB		03.0137-0268.2 650268	VW Ø 200 x 40 + HEB
1.4 FSI	63	02/02→07/06				03.0420-1517.3 681517	VW Ø 200 x 40 Ø 17,46 + RZ / + Zub Kit
						03.0520-1517.3 691517	VW Ø 200 x 40 Ø 17,46 + RZ / + Zub TopKit
1.2	44	05/07→11/09	➡	→ 05/09; +PR 1KB		03.0137-0268.2 650268	VW Ø 200 x 40 + HEB
1.2 12V	51	05/07→11/09				03.0420-1517.3 681517	VW Ø 200 x 40 Ø 17,46 + RZ / + Zub Kit
1.4 16V	59	05/06→11/09					
1.4 TDI	51	04/05→11/09				03.0520-1517.3 691517	VW Ø 200 x 40 Ø 17,46 + RZ / + Zub TopKit
1.4 TDI	59	04/05→11/09					
1.2 12V	47	10/01→07/07	➡	11/01→; +PR 1KB		03.0137-0268.2 650268	VW Ø 200 x 40 + HEB
1.4 16V	55	10/01→05/08				03.0420-1517.3 681517	VW Ø 200 x 40 Ø 17,46 + RZ / + Zub Kit
1.4 TDI	55	10/01→06/05				03.0520-1517.3 691517	VW Ø 200 x 40 Ø 17,46 + RZ / + Zub TopKit
1.9 SDI	47	10/01→11/09	➡	11/01→ 05/09; +PR 1KB		03.0137-0268.2 650268	VW Ø 200 x 40 + HEB
						03.0420-1517.3 681517	VW Ø 200 x 40 Ø 17,46 + RZ / + Zub Kit
↓							













	kw			 	! #		
<b>VW - POLO (9N_) 10/01→01/12</b>							
<b>Bremsbackensatz</b>							
1.9 SDI	47	10/01→11/09	➔	11/01→ 05/09; +PR 1KB		03.0520-1517.3 691517	VW Ø 200 x 40 Ø 17,46 + RZ / + Zub TopKit
<b>Seilzug, Feststellbremse</b>							
1.2 1.4 FSI	40 63	01/02→05/07 02/02→07/06	➔	☒; +PR 1JB,1KD,1KK,1KS / 1KT; für Fahrzeuge mit Schlechtwegeausführung; Scheibenbremse	2	24.3727-0176.2 580176	L= 1.640
			➔	☒; +PR 1JC,1JL,1JP,1JS / 1KD,1KS,1KK, 1KT / 1KV,2EJ; Scheibenbremse	2	24.3727-0197.2 580197	L= 1.645
			➔	☒; +PR 1JB,1KD,1KK,1KS / 1KT; für Fahrzeuge mit Schlechtwegeausführung	2	24.3727-0198.2 580198	L= 1.645
			➔	☒; für Fahrzeuge ohne Schlechtwegeausführung; Trommelbremse	2	24.3727-0199.2 580199	L= 1.580
			➔	☒; +PR 1JB,1KB; für Fahrzeuge mit Schlechtwegeausführung; Trommelbremse	2	24.3727-2504.2 582504	L= 1.580
1.2 1.2 12V 1.4 16V 1.4 TDI 1.4 TDI 1.6 16V 1.8 GTI 1.9 TDI 2.0	44 51 59 51 59 77 110 96 85	05/07→11/09 05/07→11/09 05/06→11/09 04/05→11/09 04/05→11/09 05/06→11/09 09/05→11/09 11/03→11/09 10/04→01/12	➔	☒; → 05/09; +PR 1JB,1KD,1KK,1KS / 1KT; für Fahrzeuge mit Schlechtwegeausführung; Scheibenbremse	2	24.3727-0176.2 580176	L= 1.640
			➔	☒; → 05/09; +PR 1JC,1JL,1JP,1JS / 1KD,1KS,1KK, 1KT / 1KV,2EJ; Scheibenbremse	2	24.3727-0197.2 580197	L= 1.645
			➔	☒; → 05/09; +PR 1JB,1KD,1KK,1KS / 1KT; für Fahrzeuge mit Schlechtwegeausführung	2	24.3727-0198.2 580198	L= 1.645
			➔	☒; → 05/09; für Fahrzeuge ohne Schlechtwegeausführung; Trommelbremse	2	24.3727-0199.2 580199	L= 1.580
			➔	☒; → 05/09; +PR 1JB,1KB; für Fahrzeuge mit Schlechtwegeausführung; Trommelbremse	2	24.3727-2504.2 582504	L= 1.580
1.2 12V 1.4 16V 1.4 16V 1.4 TDI	47 55 74 55	10/01→07/07 10/01→05/08 10/01→05/08 10/01→06/05	➔	☒; 11/01→; +PR 1JB,1KD,1KK,1KS / 1KT; für Fahrzeuge mit Schlechtwegeausführung; Scheibenbremse	2	24.3727-0176.2 580176	L= 1.640
			➔	☒; 11/01→; +PR 1JC,1JL,1JP,1JS / 1KD,1KS,1KK, 1KT / 1KV,2EJ; Scheibenbremse	2	24.3727-0197.2 580197	L= 1.645
			➔	☒; 11/01→; +PR 1JB,1KD,1KK,1KS / 1KT; für Fahrzeuge mit Schlechtwegeausführung	2	24.3727-0198.2 580198	L= 1.645
			➔	☒; 11/01→; für Fahrzeuge ohne Schlechtwegeausführung; Trommelbremse	2	24.3727-0199.2 580199	L= 1.580
			➔	☒; 11/01→; +PR 1JB,1KB; für Fahrzeuge mit Schlechtwegeausführung; Trommelbremse	2	24.3727-2504.2 582504	L= 1.580
1.4	61	08/02→11/09	➔	☒; 05/06→ 05/09; +PR 1JB,1KD,1KK,1KS / 1KT; für Fahrzeuge mit Schlechtwegeausführung; Scheibenbremse	2	24.3727-0176.2 580176	L= 1.640
			➔	☒; 05/06→ 05/09; +PR 1JC,1JL,1JP,1JS / 1KD,1KS,1KK, 1KT / 1KV,2EJ; Scheibenbremse	2	24.3727-0197.2 580197	L= 1.645
			➔	☒; 05/06→ 05/09; +PR 1JB,1KD,1KK,1KS / 1KT; für Fahrzeuge mit Schlechtwegeausführung	2	24.3727-0198.2 580198	L= 1.645
			➔	☒; 05/06→ 05/09; für Fahrzeuge ohne Schlechtwegeausführung; Trommelbremse	2	24.3727-0199.2 580199	L= 1.580
			➔	☒; 05/06→ 05/09; +PR 1JB,1KB; für Fahrzeuge mit Schlechtwegeausführung; Trommelbremse	2	24.3727-2504.2 582504	L= 1.580
1.8 GTi Cup Edition	132	05/06→11/09	➔	☒; 06/06→ 05/09; +PR 1JB,1KD,1KK,1KS / 1KT; für Fahrzeuge mit Schlechtwegeausführung; Scheibenbremse	2	24.3727-0176.2 580176	L= 1.640
↓							














	kw			 	! #			
<b>VW - POLO (9N_) 10/01→01/12</b>								
<b>Seilzug, Feststellbremse</b>								
1.8 GTi Cup Edition	132	05/06→11/09	➔	⏏; 06/06→05/09; +PR 1JC,1JL,1JP,1JS / 1KD,1KS,1KK, 1KT / 1KV,2EJ; Scheibenbremse	2	24.3727-0197.2	580197	L= 1.645
			➔	⏏; 06/06→05/09; +PR 1JB,1KD,1KK,1KS / 1KT; für Fahrzeuge mit Schlechtwegeausführung	2	24.3727-0198.2	580198	L= 1.645
			➔	⏏; 06/06→05/09; für Fahrzeuge ohne Schlechtwegeausführung; Trommelbremse	2	24.3727-0199.2	580199	L= 1.580
			➔	⏏; 06/06→05/09; +PR 1JB,1KB; für Fahrzeuge mit Schlechtwegeausführung; Trommelbremse	2	24.3727-2504.2	582504	L= 1.580
1.9 SDI 1.9 TDI	47 74	10/01→11/09 10/01→11/09	➔	⏏; 11/01→05/09; +PR 1JB,1KD,1KK,1KS / 1KT; für Fahrzeuge mit Schlechtwegeausführung; Scheibenbremse	2	24.3727-0176.2	580176	L= 1.640
			➔	⏏; 11/01→05/09; +PR 1JC,1JL,1JP,1JS / 1KD,1KS,1KK, 1KT / 1KV,2EJ; Scheibenbremse	2	24.3727-0197.2	580197	L= 1.645
			➔	⏏; 11/01→05/09; +PR 1JB,1KD,1KK,1KS / 1KT; für Fahrzeuge mit Schlechtwegeausführung	2	24.3727-0198.2	580198	L= 1.645
			➔	⏏; 11/01→05/09; für Fahrzeuge ohne Schlechtwegeausführung; Trommelbremse	2	24.3727-0199.2	580199	L= 1.580
			➔	⏏; 11/01→05/09; +PR 1JB,1KB; für Fahrzeuge mit Schlechtwegeausführung; Trommelbremse	2	24.3727-2504.2	582504	L= 1.580
<b>VW - POLO CLASSIC (6V2) 11/95→07/06</b>								
<b>Radbremszylinder</b>								
1.9 SDI	48	06/96→09/01	➔			24.3219-0909.3	020188	Ø 19,05 ALU
1.9 TDI	67	01/97→08/99						
100 1.6	74	12/95→09/01						
2.0	85	08/99→09/01						
57 1.7 SDI	42	07/97→09/01						
64 1.9 SDI	47	12/95→08/99						
90 1.9 TDI	66	09/96→09/01						
54 1.4	40	01/98→08/99	➔	- ABS		03.3217-2112.3	020027	Ø 17,46 GG
60 1.4	44	12/95→09/01				24.3217-0908.3	020167	Ø 17,46 ALU
75 1.4 16V	55	10/99→09/01						
75 1.6	55	11/95→09/97	➔	+ ABS		24.3219-0909.3	020188	Ø 19,05 ALU
75 1.6	55	11/95→09/01						
64 1.9 D	47	01/96→10/96	➔			03.3217-2112.3	020027	Ø 17,46 GG
						24.3217-0908.3	020167	Ø 17,46 ALU
68 1.9 SDI	50	08/99→01/02	➔	→ 09/01		24.3219-0909.3	020188	Ø 19,05 ALU
90 1.8	66	01/97→09/01	➔	03/98→		24.3219-0909.3	020188	Ø 19,05 ALU
<b>Zubehörsatz, Bremsbacken</b>								
1.9 SDI	48	06/96→09/01	➔			03.0137-9168.2	669168	VW
1.9 TDI	67	01/97→08/99						
100 1.6	74	12/95→09/01						
2.0	85	08/99→09/01						
57 1.7 SDI	42	07/97→09/01						
64 1.9 SDI	47	12/95→08/99						
75 1.4 16V	55	10/99→09/01						
90 1.9 TDI	66	09/96→09/01						
54 1.4	40	01/98→08/99	➔	- ABS		03.0137-9008.2	669008	
75 1.6	55	11/95→09/97	➔	+ ABS		03.0137-9168.2	669168	VW
60 1.4	44	12/95→09/01	➔	→ 09/99; - ABS		03.0137-9008.2	669008	
75 1.6	55	11/95→09/01	➔	→ 09/99; + ABS		03.0137-9168.2	669168	VW
			➔	10/99→		03.0137-9168.2	669168	VW
64 1.9 D	47	01/96→10/96	➔	→ 6N-XY227489; - ABS		03.0137-9008.2	669008	
			➔	6N-XY227490→		03.0137-9168.2	669168	VW
			➔	→ 6N-XY227489; + ABS		03.0137-9168.2	669168	VW
68 1.9 SDI	50	08/99→01/02	➔	→ 09/01		03.0137-9168.2	669168	VW
90 1.8	66	01/97→09/01	➔	03/98→		03.0137-9168.2	669168	VW
↓								

	kw			 	! #		
<b>VW - POLO CLASSIC (6V2) 11/95→07/06</b>							
<b>Bremstrommel</b>							
1.9 SDI 100 1.6 2.0 57 1.7 SDI 90 1.9 TDI	48 74 85 42 66	06/96→09/01 12/95→09/01 08/99→09/01 07/97→09/01 09/96→09/01	➔	→ 09/99		24.0220-0018.1 480019 24.0220-0718.2 480209	Ø 200,0 x 50 / 201 - RLG / - ABS Ring Ø 200,0 x 50 / 201 + RLG / - ABS Ring
			➔	10/99→		24.0220-0032.1 480130	Ø 200,0 x 50,1 / 201,5
1.9 TDI 64 1.9 SDI	67 47	01/97→08/99 12/95→08/99	➔			24.0220-0018.1 480019 24.0220-0718.2 480209	Ø 200,0 x 50 / 201 - RLG / - ABS Ring Ø 200,0 x 50 / 201 + RLG / - ABS Ring
54 1.4 75 1.6	40 55	01/98→08/99 11/95→09/97	➔	- ABS		24.0218-0007.1 480003 24.0218-0707.2 480211	Ø 180,0 x 38,5 / 181 - RLG Ø 180,0 x 38,5 / 181 + RLG
			➔	+ ABS		24.0220-0018.1 480019 24.0220-0718.2 480209	Ø 200,0 x 50 / 201 - RLG / - ABS Ring Ø 200,0 x 50 / 201 + RLG / - ABS Ring
60 1.4 75 1.6	44 55	12/95→09/01 11/95→09/01	➔	→ 09/99; - ABS		24.0218-0007.1 480003 24.0218-0707.2 480211	Ø 180,0 x 38,5 / 181 - RLG Ø 180,0 x 38,5 / 181 + RLG
			➔	→ 09/99; + ABS		24.0220-0018.1 480019 24.0220-0718.2 480209	Ø 200,0 x 50 / 201 - RLG / - ABS Ring Ø 200,0 x 50 / 201 + RLG / - ABS Ring
			➔	10/99→		24.0220-0032.1 480130	Ø 200,0 x 50,1 / 201,5
64 1,9 D	47	01/96→10/96	➔	→ 6N-XY227489; - ABS		24.0218-0007.1 480003 24.0218-0707.2 480211	Ø 180,0 x 38,5 / 181 - RLG Ø 180,0 x 38,5 / 181 + RLG
			➔	6N-XY227490→ 6N-XY420000		24.0220-0018.1 480019 24.0220-0718.2 480209	Ø 200,0 x 50 / 201 - RLG / - ABS Ring Ø 200,0 x 50 / 201 + RLG / - ABS Ring
			➔	→ 6N-XY227489; + ABS		24.0220-0018.1 480019 24.0220-0718.2 480209	Ø 200,0 x 50 / 201 - RLG / - ABS Ring Ø 200,0 x 50 / 201 + RLG / - ABS Ring
			➔	6N-XY420001→		24.0220-0032.1 480130	Ø 200,0 x 50,1 / 201,5
68 1.9 SDI	50	08/99→01/02	➔	→ 09/99		24.0220-0018.1 480019 24.0220-0718.2 480209	Ø 200,0 x 50 / 201 - RLG / - ABS Ring Ø 200,0 x 50 / 201 + RLG / - ABS Ring
			➔	10/99→ 09/01		24.0220-0032.1 480130	Ø 200,0 x 50,1 / 201,5
75 1.4 16V	55	10/99→09/01	➔			24.0220-0032.1 480130	Ø 200,0 x 50,1 / 201,5
90 1.8	66	01/97→09/01	➔	03/98→ 09/99		24.0220-0018.1 480019 24.0220-0718.2 480209	Ø 200,0 x 50 / 201 - RLG / - ABS Ring Ø 200,0 x 50 / 201 + RLG / - ABS Ring
			➔	10/99→		24.0220-0032.1 480130	Ø 200,0 x 50,1 / 201,5
<b>Bremsbackensatz</b>							
1.9 SDI 1.9 TDI 100 1.6 57 1.7 SDI 64 1.9 SDI 75 1.4 16V 90 1.9 TDI	48 67 74 42 47 55 66	06/96→09/01 01/97→08/99 12/95→09/01 07/97→09/01 12/95→08/99 10/99→09/01 09/96→09/01	➔			03.0137-0268.2 650268 03.0420-4219.3 684219 03.0520-4219.3 694219	VW Ø 200 x 40 + HEB VW Ø 200 x 40 Ø 19,05 + RZ / + Zub Kit VW Ø 200 x 40 Ø 19,05 + RZ / + Zub TopKit
2.0	85	08/99→09/01	➔			03.0137-0268.2 650268	VW Ø 200 x 40 + HEB
			➔	fur Mexico		03.0420-4219.3 684219 03.0520-4219.3 694219	VW Ø 200 x 40 Ø 19,05 + RZ / + Zub Kit VW Ø 200 x 40 Ø 19,05 + RZ / + Zub TopKit
54 1.4 75 1.6	40 55	01/98→08/99 11/95→09/97	➔	- ABS		03.0137-0126.2 650126 03.0420-0617.3 680617 03.0520-3917.3 693917	Ø 180 x 31 + HEB VW Ø 180 x 31 Ø 17,46 + RZ / + Zub Kit VW Ø 180 x 31 Ø 17,46 + RZ / + Zub TopKit
			➔	+ ABS		03.0137-0268.2 650268 03.0420-4219.3 684219 03.0520-4219.3 694219	VW Ø 200 x 40 + HEB VW Ø 200 x 40 Ø 19,05 + RZ / + Zub Kit VW Ø 200 x 40 Ø 19,05 + RZ / + Zub TopKit
↓							















	kw			 	! #		
<b>VW - POLO CLASSIC (6V2) 11/95→07/06</b>							
<b>Bremsbackensatz</b>							
60 1.4 75 1.6	44 55	12/95→09/01 11/95→09/01	➡	→ 09/99; - ABS		03.0137-0126.2 650126 03.0420-0617.3 680617 03.0520-3917.3 693917	Ø 180 x 31 + HEB VW Ø 180 x 31 Ø 17,46 + RZ / + Zub Kit VW Ø 180 x 31 Ø 17,46 + RZ / + Zub TopKit
			➡	→ 09/99; + ABS		03.0137-0268.2 650268 03.0420-4219.3 684219 03.0520-4219.3 694219	VW Ø 200 x 40 + HEB VW Ø 200 x 40 Ø 19,05 + RZ / + Zub Kit VW Ø 200 x 40 Ø 19,05 + RZ / + Zub TopKit
			➡	10/99→		03.0137-0268.2 650268 03.0420-4219.3 684219 03.0520-4219.3 694219	VW Ø 200 x 40 + HEB VW Ø 200 x 40 Ø 19,05 + RZ / + Zub Kit VW Ø 200 x 40 Ø 19,05 + RZ / + Zub TopKit
64 1,9 D	47	01/96→10/96	➡	→ 6N-XY227489; - ABS		03.0137-0126.2 650126 03.0420-0617.3 680617 03.0520-3917.3 693917	Ø 180 x 31 + HEB VW Ø 180 x 31 Ø 17,46 + RZ / + Zub Kit VW Ø 180 x 31 Ø 17,46 + RZ / + Zub TopKit
			➡	6N-XY227490→		03.0137-0268.2 650268 03.0420-1517.3 681517 03.0520-1517.3 691517	VW Ø 200 x 40 + HEB VW Ø 200 x 40 Ø 17,46 + RZ / + Zub Kit VW Ø 200 x 40 Ø 17,46 + RZ / + Zub TopKit
			➡	→ 6N-XY227489; + ABS		03.0137-0268.2 650268 03.0420-1517.3 681517 03.0520-1517.3 691517	VW Ø 200 x 40 + HEB VW Ø 200 x 40 Ø 17,46 + RZ / + Zub Kit VW Ø 200 x 40 Ø 17,46 + RZ / + Zub TopKit
68 1.9 SDI	50	08/99→01/02	➡	→ 09/01		03.0137-0268.2 650268 03.0420-4219.3 684219 03.0520-4219.3 694219	VW Ø 200 x 40 + HEB VW Ø 200 x 40 Ø 19,05 + RZ / + Zub Kit VW Ø 200 x 40 Ø 19,05 + RZ / + Zub TopKit
90 1.8	66	01/97→09/01	➡	03/98→		03.0137-0268.2 650268	VW Ø 200 x 40 + HEB
			➡	03/98→; für Mexico		03.0420-4219.3 684219 03.0520-4219.3 694219	VW Ø 200 x 40 Ø 19,05 + RZ / + Zub Kit VW Ø 200 x 40 Ø 19,05 + RZ / + Zub TopKit
<b>Seilzug, Feststellbremse</b>							
1.9 SDI 1.9 TDI 100 1.6 57 1.7 SDI 64 1.9 SDI 90 1.9 TDI	48 67 74 42 47 66	06/96→09/01 01/97→08/99 12/95→09/01 07/97→09/01 12/95→08/99 09/96→09/01	➡	⚠; → 6K-W-591018; Trommelbremse	2	24.3727-0161.2 580161	L= 1.512
			➡	⚠; 6K-W-591019→; Trommelbremse	2	24.3727-0162.2 580162	L= 1.514
110 1.9 TDI	81	06/98→01/02	➡	⚠; 6K-W-591019→; → 09/01; Scheibenbremse	2	24.3727-0165.2 580165	L= 1.641
2.0	85	08/99→09/01	➡	⚠; Trommelbremse	2	24.3727-0162.2 580162	L= 1.514
54 1.4 60 1.4 75 1.4 16V 75 1.6 75 1.6	40 44 55 55 55	01/98→08/99 12/95→09/01 10/99→09/01 11/95→09/97 11/95→09/01	➡	⚠; → 6K-W-591018; + ABS; Trommelbremse	2	24.3727-0161.2 580161	L= 1.512
			➡	⚠; 6K-V-013237→; - ABS; Trommelbremse	2	24.3727-0161.2 580161	L= 1.512
			➡	⚠; → 6K-V-013236; - ABS; Trommelbremse	2	24.3727-0161.2 580161	L= 1.512
			➡	⚠; 6K-W-591019→; + ABS; Trommelbremse	2	24.3727-0162.2 580162	L= 1.514
64 1,9 D	47	01/96→10/96	➡	⚠; → 6N-WW130000; + ABS; Trommelbremse	2	24.3727-0161.2 580161	L= 1.512
			➡	⚠; → 6N-V-045000; - ABS; Trommelbremse	2	24.3727-0161.2 580161	L= 1.512
			➡	⚠; 6N-V-045001→; - ABS; Trommelbremse	2	24.3727-0161.2 580161	L= 1.512
			➡	⚠; 6N-WW130001→; + ABS; Trommelbremse	2	24.3727-0162.2 580162	L= 1.514
68 1.9 SDI	50	08/99→01/02	➡	⚠; → 6K-W-591018; Trommelbremse	2	24.3727-0161.2 580161	L= 1.512
			➡	⚠; 6K-W-591019→; → 09/01; Trommelbremse	2	24.3727-0162.2 580162	L= 1.514
↓							




























	kW			 	! #		
<b>VW - POLO CLASSIC (6V2) 11/95→07/06</b>							
 <b>Seilzug, Feststellbremse</b>							
90 1.8	66	01/97→09/01	➔	⏏; 03/98→; → 6K-W-591018; Trommelbremse	2	24.3727-0161.2 580161	L= 1.512
			➔	⏏; 6K-W-591019→; Trommelbremse	2	24.3727-0162.2 580162	L= 1.514
<b>VW - POLO Kasten (6NF) 09/94→12/99</b>							
 <b>Radbremszylinder</b>							
1.0	33	10/94→12/99	➔	→ 09/96		03.3217-2112.3 020027 24.3217-0908.3 020167	Ø 17,46 GG Ø 17,46 ALU
1.4	44	05/98→12/99	➔			03.3217-2112.3 020027	Ø 17,46 GG
1.7 SDI	44	08/97→12/99				24.3217-0908.3 020167	Ø 17,46 ALU
1.9 D	47	10/94→12/99					
1.9 SDI	47	07/96→12/99	➔	03/97→		24.3219-0909.3 020188	Ø 19,05 ALU
<b>Zubehörsatz, Bremsbacken</b>							
1.0	33	10/94→12/99	➔	→ 6N-XY227489; - ABS		03.0137-9008.2 669008	
1.4	44	05/98→12/99	➔			03.0137-9168.2 669168	VW
1.7 SDI	44	08/97→12/99	➔	6N-XY227490→			
1.9 D	47	10/94→12/99	➔	→ 6N-XY227489; + ABS		03.0137-9168.2 669168	VW
1.9 SDI	47	07/96→12/99	➔	03/97→		03.0137-9168.2 669168	VW
 <b>Bremstrommel</b>							
1.0	33	10/94→12/99	➔	→ 6N-XY227489; - ABS		24.0218-0007.1 480003	Ø 180,0 x 38,5 / 181 - RLG
1.4	44	05/98→12/99	➔			24.0218-0707.2 480211	Ø 180,0 x 38,5 / 181 + RLG
1.7 SDI	44	08/97→12/99					
1.9 D	47	10/94→12/99	➔	6N-XY227490→6N-XY420000		24.0220-0018.1 480019	Ø 200,0 x 50 / 201 - RLG / - ABS Ring
						24.0220-0718.2 480209	Ø 200,0 x 50 / 201 + RLG / - ABS Ring
			➔	→ 6N-XY227489; + ABS		24.0220-0018.1 480019	Ø 200,0 x 50 / 201 - RLG / - ABS Ring
						24.0220-0718.2 480209	Ø 200,0 x 50 / 201 + RLG / - ABS Ring
			➔	6N-XY420001→		24.0220-0032.1 480130	Ø 200,0 x 50,1 / 201,5
1.9 SDI	47	07/96→12/99	➔	03/97→ 09/99		24.0220-0018.1 480019	Ø 200,0 x 50 / 201 - RLG / - ABS Ring
						24.0220-0718.2 480209	Ø 200,0 x 50 / 201 + RLG / - ABS Ring
			➔	10/99→		24.0220-0032.1 480130	Ø 200,0 x 50,1 / 201,5
 <b>Bremsbackensatz</b>							
1.0	33	10/94→12/99	➔	→ 6N-XY227489; - ABS		03.0137-0126.2 650126	Ø 180 x 31 + HEB
1.4	44	05/98→12/99				03.0420-0617.3 680617	VW Ø 180 x 31 Ø 17,46 + RZ / + Zub Kit
1.7 SDI	44	08/97→12/99					
1.9 D	47	10/94→12/99				03.0520-3917.3 693917	VW Ø 180 x 31 Ø 17,46 + RZ / + Zub TopKit
			➔	6N-XY227490→		03.0137-0268.2 650268	VW Ø 200 x 40 + HEB
						03.0420-1517.3 681517	VW Ø 200 x 40 Ø 17,46 + RZ / + Zub Kit
						03.0520-1517.3 691517	VW Ø 200 x 40 Ø 17,46 + RZ / + Zub TopKit
			➔	→ 6N-XY227489; + ABS		03.0137-0268.2 650268	VW Ø 200 x 40 + HEB
						03.0420-1517.3 681517	VW Ø 200 x 40 Ø 17,46 + RZ / + Zub Kit
						03.0520-1517.3 691517	VW Ø 200 x 40 Ø 17,46 + RZ / + Zub TopKit
1.9 SDI	47	07/96→12/99	➔	03/97→		03.0137-0268.2 650268	VW Ø 200 x 40 + HEB
						03.0420-4219.3 684219	VW Ø 200 x 40 Ø 19,05 + RZ / + Zub Kit
						03.0520-4219.3 694219	VW Ø 200 x 40 Ø 19,05 + RZ / + Zub TopKit
 <b>Seilzug, Feststellbremse</b>							
1.0	33	10/94→12/99	➔	⏏; → 09/96; + ABS; Trommelbremse	2	24.3727-0161.2 580161	L= 1.512
			➔	⏏; → 09/96; - ABS; Trommelbremse	2	24.3727-0161.2 580161	L= 1.512
1.4	44	05/98→12/99	➔	⏏; → 6N-WW130000; + ABS; Trommelbremse	2	24.3727-0161.2 580161	L= 1.512
1.7 SDI	44	08/97→12/99					
1.9 D	47	10/94→12/99	➔	⏏; → 6N-V-045000; - ABS; Trommelbremse	2	24.3727-0161.2 580161	L= 1.512
↓							








	kW					! #		
<b>VW - POLO Kasten (6NF) 09/94→12/99</b>								
 <b>Seilzug, Feststellbremse</b>								
1.4 1.7 SDI 1.9 D	44 44 47	05/98→12/99 08/97→12/99 10/94→12/99	➡	⬇️; 6N-V-045001→; - ABS; Trommelbremse	2	24.3727-0161.2	580161	L= 1.512
			➡	⬇️; 6N-WW130001→; + ABS; Trommelbremse	2	24.3727-0162.2	580162	L= 1.514
1.9 SDI	47	07/96→12/99	➡	⬇️; 03/97→; → 6K-W-591018; Trommelbremse	2	24.3727-0161.2	580161	L= 1.512
			➡	⬇️; 6K-W-591019→; Trommelbremse	2	24.3727-0162.2	580162	L= 1.514
<b>VW - POLO Stufenheck (9A4) 09/02→</b>								
 <b>Radbremszylinder</b>								
1.4 1.4 TDI 1.9 SDI	55 55 47	07/03→ 07/03→ 09/02→	➡	→ 05/09; +PR 1KB		24.3217-0908.3	020167	Ø 17,46 ALU
<b>Zubehörsatz, Bremsbacken</b>								
1.4 1.4 TDI 1.9 SDI	55 55 47	07/03→ 07/03→ 09/02→		→ 05/09; +PR 1KB		03.0137-9168.2	669168	VW
 <b>Bremstrommel</b>								
1.4 1.4 TDI 1.9 SDI	55 55 47	07/03→ 07/03→ 09/02→	➡	→ 05/09; +PR 1KB		24.0220-0037.1	480161	Ø 200,0 x 50,1 / 201,5
 <b>Bremsbackensatz</b>								
1.4 1.4 TDI 1.9 SDI	55 55 47	07/03→ 07/03→ 09/02→	➡	→ 05/09; +PR 1KB		03.0137-0268.2	650268	VW Ø 200 x 40 + HEB
						03.0420-1517.3	681517	VW Ø 200 x 40 Ø 17,46 + RZ / + Zub Kit
						03.0520-1517.3	691517	VW Ø 200 x 40 Ø 17,46 + RZ / + Zub TopKit
 <b>Seilzug, Feststellbremse</b>								
1.4 1.4 1.4 TDI 1.9 SDI 1.9 TDI 2.0	55 74 55 47 74 85	07/03→ 11/03→ 07/03→ 09/02→ 09/02→ 09/02→	➡	⬇️; → 05/09; +PR 1JB,1KD,1KK,1KS / 1KT; für Fahrzeuge mit Schlechtwegeausfüh- rung; Scheibenbremse	2	24.3727-0176.2	580176	L= 1.640
			➡	⬇️; → 05/09; +PR 1JC,1JL,1JP,1JS / 1KD,1KS,1KK, 1KT / 1KV,2EJ; Scheibenbremse	2	24.3727-0197.2	580197	L= 1.645
			➡	⬇️; → 05/09; +PR 1JB,1KD,1KK,1KS / 1KT; für Fahrzeuge mit Schlechtwegeausfüh- rung	2	24.3727-0198.2	580198	L= 1.645
			➡	⬇️; → 05/09; für Fahrzeuge ohne Schlechtwegeaus- führung; Trommelbremse	2	24.3727-0199.2	580199	L= 1.580
			➡	⬇️; → 05/09; +PR 1JB,1KB; für Fahrzeuge mit Schlechtwegeausfüh- rung; Trommelbremse	2	24.3727-2504.2	582504	L= 1.580
1.6	74	09/02→	➡	⬇️; 05/06→ 05/09; +PR 1JB,1KD,1KK,1KS / 1KT; für Fahrzeuge mit Schlechtwegeausfüh- rung; Scheibenbremse	2	24.3727-0176.2	580176	L= 1.640
			➡	⬇️; 05/06→ 05/09; +PR 1JC,1JL,1JP,1JS / 1KD,1KS,1KK, 1KT / 1KV,2EJ; Scheibenbremse	2	24.3727-0197.2	580197	L= 1.645
			➡	⬇️; 05/06→ 05/09; +PR 1JB,1KD,1KK,1KS / 1KT; für Fahrzeuge mit Schlechtwegeausfüh- rung	2	24.3727-0198.2	580198	L= 1.645
			➡	⬇️; 05/06→ 05/09; für Fahrzeuge ohne Schlechtwegeaus- führung; Trommelbremse	2	24.3727-0199.2	580199	L= 1.580
			➡	⬇️; 05/06→ 05/09; +PR 1JB,1KB; für Fahrzeuge mit Schlechtwegeausfüh- rung; Trommelbremse	2	24.3727-2504.2	582504	L= 1.580
<b>VW - POLO Stufenheck (60_, 61_) 05/09→</b>								
 <b>Radbremszylinder</b>								
1.6 1.6 ↓	63 77	11/10→ 05/10→	➡	07/14→; +PR 1KB		24.3217-0908.3	020167	Ø 17,46 ALU
			➡	07/14→; +PR 1KM		24.3219-0909.3	020188	Ø 19,05 ALU



	kw			 	! #		
<b>VW - POLO Stufenheck (60_, 61_) 05/09→</b>							
<b>Zubehörsatz, Bremsbacken</b>							
1.6 1.6	63 77	11/10→ 05/10→	➔	07/14→; +PR 1KM		03.0137-9168.2 669168	VW
<b> Bremstrommel</b>							
1.6 1.6	63 77	11/10→ 05/10→	➔	07/14→; +PR 1KM		24.0220-0037.1 480161	Ø 200,0 x 50,1 / 201,5
<b> Bremsbackensatz</b>							
1.6 1.6	63 77	11/10→ 05/10→	➔	07/14→; +PR 1KM		03.0137-0268.2 650268	VW Ø 200 x 40 + HEB
						03.0520-8219.3 698219	VW Ø 200 x 40 Ø 19,05 + RZ / + Zub TopKit
			➔	07/14→; +PR 1KB		03.0520-4817.3 694817	Ø 200 x 40 Ø 17,46 + RZ / + Zub TopKit
<b> Seilzug, Feststellbremse</b>							
1.6 1.6	63 77	11/10→ 05/10→	➔	☑; 07/14→; +PR 1KM; Trommelbremse	2	24.3727-3402.2 583402	L= 1.588
			➔	☑; 07/14→; +PR 1KK,1KT,1KV,2EJ; Scheibenbremse	2	24.3727-3403.2 583403	L= 1.642
<b>VW - POLO Van (6R) 01/14→</b>							
<b> Radbremszylinder</b>							
1.0 1.0 1.0 TSI	44 55 70	01/14→ 01/14→ 11/14→	➔	+PR 1KM		24.3219-0909.3 020188	Ø 19,05 ALU
1.2 TSI 1.2 TSI	66 81	02/14→ 01/14→	➔	+PR 1KB		24.3217-0908.3 020167	Ø 17,46 ALU
1.4 TDI 1.4 TDI 1.4 TSI	55 66 110	03/14→ 02/14→ 05/14→	➔	+PR 1KM		24.3219-0909.3 020188	Ø 19,05 ALU
<b>Zubehörsatz, Bremsbacken</b>							
1.0 1.0 1.0 TSI 1.2 TSI 1.4 TDI 1.4 TDI 1.4 TSI	44 55 70 81 55 66 110	01/14→ 01/14→ 11/14→ 01/14→ 03/14→ 02/14→ 05/14→	➔	+PR 1KM		03.0137-9168.2 669168	VW
1.2 TSI	66	02/14→	➔	+PR 1KB,1KM		03.0137-9168.2 669168	VW
<b> Bremstrommel</b>							
1.0 1.0 1.0 TSI 1.2 TSI 1.4 TDI 1.4 TDI 1.4 TSI	44 55 70 81 55 66 110	01/14→ 01/14→ 11/14→ 01/14→ 03/14→ 02/14→ 05/14→	➔	+PR 1KM		24.0220-0037.1 480161	Ø 200,0 x 50,1 / 201,5
1.2 TSI	66	02/14→	➔	+PR 1KB,1KM		24.0220-0037.1 480161	Ø 200,0 x 50,1 / 201,5
<b> Bremsbackensatz</b>							
1.0 1.0 1.0 TSI	44 55 70	01/14→ 01/14→ 11/14→	➔	+PR 1KM		03.0137-0268.2 650268	VW Ø 200 x 40 + HEB
1.2 TSI 1.4 TDI 1.4 TDI 1.4 TSI	81 55 66 110	01/14→ 03/14→ 02/14→ 05/14→				03.0520-8219.3 698219	VW Ø 200 x 40 Ø 19,05 + RZ / + Zub TopKit
1.2 TSI	66	02/14→	➔	+PR 1KB,1KM		03.0137-0268.2 650268	VW Ø 200 x 40 + HEB
			➔	+PR 1KB		03.0520-4817.3 694817	Ø 200 x 40 Ø 17,46 + RZ / + Zub TopKit
			➔	+PR 1KM		03.0520-8219.3 698219	VW Ø 200 x 40 Ø 19,05 + RZ / + Zub TopKit
1.2 TSI	81	01/14→	➔	+PR 1KM		03.0137-0268.2 650268	VW Ø 200 x 40 + HEB
						03.0520-8219.3 698219	VW Ø 200 x 40 Ø 19,05 + RZ / + Zub TopKit
			➔	+PR 1KB		03.0520-4817.3 694817	Ø 200 x 40 Ø 17,46 + RZ / + Zub TopKit
<b> Seilzug, Feststellbremse</b>							
1.0 1.0 1.0 TSI	44 55 70	01/14→ 01/14→ 11/14→	➔	☑; +PR 1KM; Trommelbremse	2	24.3727-3402.2 583402	L= 1.588
1.2 TSI ↓	66	02/14→	➔	☑; +PR 1KK,1KT,1KV,2EJ; Scheibenbremse	2	24.3727-3403.2 583403	L= 1.642

	kW			 	! #		
<b>VW - POLO Van (6R) 01/14→</b>							
 <b>Seilzug, Feststellbremse</b>							
1.2 TSI	81	01/14→	➔	⬇️; +PR 1KM; Trommelbremse	2	24.3727-3402.2 583402	L= 1.588
1.4 TDI	55	03/14→	➔	⬇️; +PR 1KK,1KT,1KV,2EJ; Scheibenbremse	2	24.3727-3403.2 583403	L= 1.642
1.4 TDI	66	02/14→					
1.4 TSI	110	05/14→					
<b>VW - POLO Variant (6V5) 04/97→09/01</b>							
 <b>Radbremszylinder</b>							
1.4	40	12/98→09/01	➔			24.3219-0909.3 020188	Ø 19,05 ALU
1.4	44	05/97→09/01					
1.4 16V	55	10/99→09/01					
1.6	55	05/97→09/01					
1.6	74	05/97→09/01					
1.7 SDI	42	08/97→09/01					
1.8	66	05/97→09/01					
1.9 SDI	47	06/97→09/01					
1.9 SDI	50	08/99→09/01					
1.9 TDI	66	05/97→09/01					
<b>Zubehörsatz, Bremsbacken</b>							
1.4	40	12/98→09/01	➔			03.0137-9168.2 669168	VW
1.4	44	05/97→09/01					
1.4 16V	55	10/99→09/01					
1.6	55	05/97→09/01					
1.6	74	05/97→09/01					
1.7 SDI	42	08/97→09/01					
1.8	66	05/97→09/01					
1.9 SDI	47	06/97→09/01					
1.9 SDI	50	08/99→09/01					
1.9 TDI	66	05/97→09/01					
 <b>Bremstrommel</b>							
1.4	40	12/98→09/01	➔	→ 09/99		24.0220-0018.1 480019	Ø 200,0 x 50 / 201 - RLG / - ABS Ring
1.4	44	05/97→09/01					
1.6	55	05/97→09/01				24.0220-0718.2 480209	Ø 200,0 x 50 / 201 + RLG / - ABS Ring
1.6	74	05/97→09/01					
1.7 SDI	42	08/97→09/01					
1.8	66	05/97→09/01	➔	10/99→		24.0220-0032.1 480130	Ø 200,0 x 50,1 / 201,5
1.9 SDI	47	06/97→09/01					
1.9 SDI	50	08/99→09/01					
1.9 TDI	66	05/97→09/01					
1.4 16V	55	10/99→09/01	➔			24.0220-0032.1 480130	Ø 200,0 x 50,1 / 201,5
 <b>Bremsbackensatz</b>							
1.4	40	12/98→09/01	➔			03.0137-0268.2 650268	VW Ø 200 x 40 + HEB
1.4	44	05/97→09/01				03.0420-4219.3 684219	VW Ø 200 x 40 Ø 19,05 + RZ / + Zub Kit
1.4 16V	55	10/99→09/01					
1.6	55	05/97→09/01				03.0520-4219.3 694219	VW Ø 200 x 40 Ø 19,05 + RZ / + Zub TopKit
1.6	74	05/97→09/01					
1.7 SDI	42	08/97→09/01					
1.8	66	05/97→09/01					
1.9 SDI	47	06/97→09/01					
1.9 SDI	50	08/99→09/01					
1.9 TDI	66	05/97→09/01					
 <b>Seilzug, Feststellbremse</b>							
1.4	40	12/98→09/01	➔	⬇️; → 6K-W-591018; Trommelbremse	2	24.3727-0161.2 580161	L= 1.512
1.4	44	05/97→09/01	➔	⬇️; 6K-W-591019→; Trommelbremse	2	24.3727-0162.2 580162	L= 1.514
1.4 16V	55	10/99→09/01					
1.6	55	05/97→09/01					
1.6	74	05/97→09/01					
1.7 SDI	42	08/97→09/01					
1.8	66	05/97→09/01					
1.9 SDI	47	06/97→09/01					
1.9 SDI	50	08/99→09/01					
1.9 TDI	66	05/97→09/01					
1.9 TDI	81	06/98→09/01	➔	⬇️; Scheibenbremse	2	24.3727-0165.2 580165	L= 1.641
<b>VW - SCIROCCO (137, 138) 05/08→</b>							
 <b>Seilzug, Feststellbremse</b>							
1.4 TSI	90	08/08→	➔	⬇️; 09/08→; Scheibenbremse	2	24.3727-0195.2 580195	L= 1.447
1.4 TSI	92	11/13→	➔	⬇️; Scheibenbremse	2	24.3727-0195.2 580195	L= 1.447
1.4 TSI	110	07/15→					
2.0 R	188	11/09→					
2.0 R	195	11/09→					
2.0 TDI	100	11/10→					
2.0 TDI	110	11/13→					
2.0 TDI	125	05/09→					

	kw			 	! #		
<b>VW - SCIROCCO (137, 138) 05/08→</b>							
 <b>Seilzug, Feststellbremse</b>							
2.0 TDI	130	01/13→	➔	⬇️; Scheibenbremse	2	24.3727-0195.2 580195	L= 1.447
2.0 TDI	135	05/14→					
2.0 TSI	132	11/13→					
2.0 TSI	155	11/09→05/11					
2.0 TSI	162	11/13→					
1.4 TSI	118	05/08→	➔	⬇️; 08/08→; Scheibenbremse	2	24.3727-0195.2 580195	L= 1.447
2.0 TSI	147	05/08→11/09					
2.0 R	206	05/14→	➔	⬇️; 08/14→; Scheibenbremse	2	24.3727-0195.2 580195	L= 1.447
2.0 TDI	103	08/08→	➔	⬇️; 10/08→; Scheibenbremse	2	24.3727-0195.2 580195	L= 1.447
<b>VW - SHARAN (7M8, 7M9, 7M6) 05/95→03/10</b>							
 <b>Seilzug, Feststellbremse</b>							
1.8 T 20V	110	09/97→03/10	➔	⬇️; → 7M-1-070000; Scheibenbremse	2	24.3727-0163.2 580163	L= 1.293
			➔	⬇️; 7M-2-000001→; Scheibenbremse	2	24.3727-3404.2 583404	L= 1.320
1.9 TDI	66	09/95→03/10	➔	⬇️; Scheibenbremse	2	24.3727-0163.2 580163	L= 1.293
1.9 TDI	81	09/96→04/00					
1.9 TDI	96	11/02→03/10					
2.0	85	09/95→03/10					
2.0 16V	110	09/95→02/00					
2.0 LPG	85	04/06→03/10					
2.8 VR6	128	09/95→04/00					
2.8 VR6 Syncro	128	11/96→04/00					
1.9 TDI	85	04/00→03/10	➔	⬇️; 05/00→; Scheibenbremse	2	24.3727-0163.2 580163	L= 1.293
1.9 TDI 4motion	85	04/00→03/10	➔	⬇️; 05/00→; Scheibenbremse	2	24.3727-3404.2 583404	L= 1.320
2.8 V6 24V	150	04/00→03/10	➔	⬇️; Scheibenbremse	2	24.3727-3404.2 583404	L= 1.320
2.8 V6 24V 4motion	150	04/00→03/10					
<b>VW - TARO 04/89→03/97</b>							
 <b>Radbremszylinder</b>							
2.4 D	58	07/94→03/97	➔	→ 7A-RH010000		24.3222-1740.3 020566	Ø 22,2 GG
2.4 D	61	06/89→03/97					
 <b>Bremsbackensatz</b>							
2.4 D	58	07/94→03/97	➔	→ 7A-RH010000		03.0137-0226.2 650226	Ø 254 x 58
2.4 D	61	06/89→03/97					
<b>VW - TOUAREG (7LA, 7L6, 7L7) 10/02→05/10</b>							
 <b>Bremsbackensatz, Feststellbremse</b>							
2.5 R5 TDI	120	08/03→05/10	➔	+PR 1KE; → 03/10		03.0137-0419.2 650419	Ø 185 x 30
2.5 R5 TDI	128	01/03→05/10					
3.0 TDI	155	04/06→05/10	➔	+PR 1KF;1KQ;2ED; → 03/10		03.0137-0451.2 650451	Ø 210 x 30
3.0 V6 TDI	165	11/04→05/10					
3.0 V6 TDI	176	11/07→05/10					
3.2 V6	162	10/02→11/06	➔	11/02→; +PR 1KE; → 12/05		03.0137-0419.2 650419	Ø 185 x 30
			➔	11/02→; +PR 1KF;1KQ;2ED; → 12/05		03.0137-0451.2 650451	Ø 210 x 30
3.2 V6	177	11/04→11/06	➔	+PR 1KE; → 12/05		03.0137-0419.2 650419	Ø 185 x 30
			➔	+PR 1KF;1KQ;2ED; → 12/05		03.0137-0451.2 650451	Ø 210 x 30
3.6 V6 FSI	206	10/05→05/10	➔	01/06→ 03/10; +PR 1KE		03.0137-0419.2 650419	Ø 185 x 30
			➔	01/06→ 03/10; +PR 1KF;1KQ;2ED		03.0137-0451.2 650451	Ø 210 x 30
4.2 V8	228	12/02→11/06	➔	+PR 1KE		03.0137-0419.2 650419	Ø 185 x 30
			➔	+PR 1KF;1KQ;2ED		03.0137-0451.2 650451	Ø 210 x 30
4.2 V8 FSI	257	06/06→05/10	➔	12/06→ 03/10; +PR 1KE		03.0137-0419.2 650419	Ø 185 x 30
			➔	12/06→ 03/10; +PR 1KF;1KQ;2ED		03.0137-0451.2 650451	Ø 210 x 30
5.0 R50 TDI	257	08/07→05/10	➔	01/08→ 03/10; +PR 1KE		03.0137-0419.2 650419	Ø 185 x 30
			➔	01/08→ 03/10; +PR 1KF;1KQ;2ED		03.0137-0451.2 650451	Ø 210 x 30
5.0 V10 TDI	230	10/02→05/10	➔	11/02→; +PR 1KE; → 03/10		03.0137-0419.2 650419	Ø 185 x 30
			➔	11/02→; +PR 1KF;1KQ;2ED; → 03/10		03.0137-0451.2 650451	Ø 210 x 30
6.0 W12	331	08/04→05/10	➔	+PR 1KE; → 11/06		03.0137-0419.2 650419	Ø 185 x 30
			➔	+PR 1KF;1KQ;2ED; → 11/06		03.0137-0451.2 650451	Ø 210 x 30
<b>Zubehörsatz, Feststellbremsbacken</b>							
2.5 R5 TDI	120	08/03→05/10	➔	+PR 1KF;1KQ;2ED; → 03/10		03.0137-9288.2 669288	
2.5 R5 TDI	128	01/03→05/10					
3.0 TDI	155	04/06→05/10	➔	+PR 1KE; → 03/10		03.0137-9288.2 669288	
3.0 V6 TDI	165	11/04→05/10					
3.0 V6 TDI	176	11/07→05/10					

	kw			 	! #			
<b>VW - TOUAREG (7LA, 7L6, 7L7) 10/02→05/10</b>								
<b>Zubehörsatz, Feststellbremsbacken</b>								
3.2 V6	162	10/02→11/06	➡	11/02→; +PR 1KF;1KQ;2ED; → 12/05		03.0137-9288.2	669288	
			➡	11/02→; +PR 1KE; → 12/05		03.0137-9288.2	669288	
3.2 V6	177	11/04→11/06	➡	+PR 1KE; → 12/05		03.0137-9288.2	669288	
			➡	+PR 1KF;1KQ;2ED; → 12/05		03.0137-9288.2	669288	
3.6 V6 FSI	206	10/05→05/10	➡	01/06→ 03/10; +PR 1KF;1KQ;2ED		03.0137-9288.2	669288	
			➡	01/06→ 03/10; +PR 1KE		03.0137-9288.2	669288	
4.2 V8	228	12/02→11/06	➡	+PR 1KE		03.0137-9288.2	669288	
			➡	+PR 1KF;1KQ;2ED		03.0137-9288.2	669288	
4.2 V8 FSI	257	06/06→05/10	➡	12/06→ 03/10; +PR 1KF;1KQ;2ED		03.0137-9288.2	669288	
			➡	12/06→ 03/10; +PR 1KE		03.0137-9288.2	669288	
5.0 R50 TDI	257	08/07→05/10	➡	01/08→ 03/10; +PR 1KE		03.0137-9288.2	669288	
			➡	01/08→ 03/10; +PR 1KF;1KQ;2ED		03.0137-9288.2	669288	
5.0 V10 TDI	230	10/02→05/10	➡	11/02→; +PR 1KE; → 03/10		03.0137-9288.2	669288	
			➡	11/02→; +PR 1KF;1KQ;2ED; → 03/10		03.0137-9288.2	669288	
6.0 W12	331	08/04→05/10	➡	+PR 1KF;1KQ;2ED; → 11/06		03.0137-9288.2	669288	
			➡	+PR 1KE; → 11/06		03.0137-9288.2	669288	
<b>Reparaturatz, Automatische Nachstellung</b>								
2.5 R5 TDI	120	08/03→05/10		+PR 1KE; → 03/10		03.0137-9700.2	669700	
2.5 R5 TDI	128	01/03→05/10				03.0137-9702.2	669702	
3.0 TDI	155	04/06→05/10						
3.0 V6 TDI	165	11/04→05/10		+PR 1KF;1KQ;2ED; → 03/10		03.0137-9700.2	669700	
3.0 V6 TDI	176	11/07→05/10				03.0137-9702.2	669702	
3.2 V6	162	10/02→11/06		11/02→; +PR 1KF;1KQ;2ED; → 12/05		03.0137-9700.2	669700	
				11/02→; +PR 1KE; → 12/05		03.0137-9700.2	669700	
3.2 V6	177	11/04→11/06		+PR 1KF;1KQ;2ED; → 12/05		03.0137-9700.2	669700	
				+PR 1KE; → 12/05		03.0137-9700.2	669700	
3.6 V6 FSI	206	10/05→05/10		01/06→ 03/10; +PR 1KE		03.0137-9700.2	669700	
				01/06→ 03/10; +PR 1KF;1KQ;2ED		03.0137-9700.2	669700	
4.2 V8	228	12/02→11/06		+PR 1KE		03.0137-9700.2	669700	
				+PR 1KF;1KQ;2ED		03.0137-9700.2	669700	
4.2 V8 FSI	257	06/06→05/10		12/06→ 03/10; +PR 1KF;1KQ;2ED		03.0137-9700.2	669700	
				12/06→ 03/10; +PR 1KE		03.0137-9700.2	669700	
5.0 R50 TDI	257	08/07→05/10		01/08→ 03/10; +PR 1KE		03.0137-9700.2	669700	
				01/08→ 03/10; +PR 1KF;1KQ;2ED		03.0137-9700.2	669700	
5.0 V10 TDI	230	10/02→05/10		11/02→; +PR 1KE; → 03/10		03.0137-9700.2	669700	
				11/02→; +PR 1KF;1KQ;2ED; → 03/10		03.0137-9700.2	669700	
6.0 W12	331	08/04→05/10		+PR 1KE; → 11/06		03.0137-9700.2	669700	
				+PR 1KF;1KQ;2ED; → 11/06		03.0137-9702.2	669702	
<b>Seilzug, Feststellbremse</b>								
2.5 R5 TDI	120	08/03→05/10	←	⚙; für Linkslenker; → 03/10; Scheibenbremse	1	24.3727-3400.2	583400	L= 1.890
2.5 R5 TDI	128	01/03→05/10						
3.0 TDI	155	04/06→05/10						
3.0 V6 TDI	165	11/04→05/10	➡	⚙; für Linkslenker; → 03/10; Scheibenbremse	2	24.3727-3401.2	583401	L= 1.750
↓								

**VW - TOUAREG (7LA, 7L6, 7L7) 10/02→05/10**

**Seilzug, Feststellbremse**

3.0 V6 TDI	176	11/07→05/10	➡	↕; für Rechtslenker; → 03/10; Scheibenbremse	2	24.3727-3401.2	583401	L= 1.750
3.2 V6	162	10/02→11/06	←	↕; 11/02→; für Linkslenker; → 12/05; Scheibenbremse	1	24.3727-3400.2	583400	L= 1.890
			➡	↕; 11/02→; für Rechtslenker; → 12/05; Scheibenbremse	2	24.3727-3401.2	583401	L= 1.750
			➡	↕; 11/02→; für Linkslenker; → 12/05; Scheibenbremse	2	24.3727-3401.2	583401	L= 1.750
3.2 V6	177	11/04→11/06	←	↕; für Linkslenker; → 12/05; Scheibenbremse	1	24.3727-3400.2	583400	L= 1.890
			➡	↕; für Rechtslenker; → 12/05; Scheibenbremse	2	24.3727-3401.2	583401	L= 1.750
			➡	↕; für Linkslenker; → 12/05; Scheibenbremse	2	24.3727-3401.2	583401	L= 1.750
3.6 V6 FSI	206	10/05→05/10	←	↕; 01/06→ 03/10; für Linkslenker; Scheibenbremse	1	24.3727-3400.2	583400	L= 1.890
			➡	↕; 01/06→ 03/10; für Rechtslenker; Scheibenbremse	2	24.3727-3401.2	583401	L= 1.750
			➡	↕; 01/06→ 03/10; für Linkslenker; Scheibenbremse	2	24.3727-3401.2	583401	L= 1.750
4.2 V8	228	12/02→11/06	←	↕; für Linkslenker; Scheibenbremse	1	24.3727-3400.2	583400	L= 1.890
			➡	↕; für Linkslenker; Scheibenbremse	2	24.3727-3401.2	583401	L= 1.750
			➡	↕; für Rechtslenker; Scheibenbremse	2	24.3727-3401.2	583401	L= 1.750
4.2 V8 FSI	257	06/06→05/10	←	↕; 12/06→ 03/10; für Linkslenker; Scheibenbremse	1	24.3727-3400.2	583400	L= 1.890
			➡	↕; 12/06→ 03/10; für Linkslenker; Scheibenbremse	2	24.3727-3401.2	583401	L= 1.750
			➡	↕; 12/06→ 03/10; für Rechtslenker; Scheibenbremse	2	24.3727-3401.2	583401	L= 1.750
5.0 R50 TDI	257	08/07→05/10	←	↕; 01/08→ 03/10; für Linkslenker; Scheibenbremse	1	24.3727-3400.2	583400	L= 1.890
			➡	↕; 01/08→ 03/10; für Linkslenker; Scheibenbremse	2	24.3727-3401.2	583401	L= 1.750
			➡	↕; 01/08→ 03/10; für Rechtslenker; Scheibenbremse	2	24.3727-3401.2	583401	L= 1.750
5.0 V10 TDI	230	10/02→05/10	←	↕; 11/02→; für Linkslenker; → 03/10; Scheibenbremse	1	24.3727-3400.2	583400	L= 1.890
			➡	↕; 11/02→; für Linkslenker; → 03/10; Scheibenbremse	2	24.3727-3401.2	583401	L= 1.750
			➡	↕; 11/02→; für Rechtslenker; → 03/10; Scheibenbremse	2	24.3727-3401.2	583401	L= 1.750
6.0 W12	331	08/04→05/10	←	↕; für Linkslenker; → 11/06; Scheibenbremse	1	24.3727-3400.2	583400	L= 1.890
			➡	↕; für Linkslenker; → 11/06; Scheibenbremse	2	24.3727-3401.2	583401	L= 1.750
			➡	↕; für Rechtslenker; → 11/06; Scheibenbremse	2	24.3727-3401.2	583401	L= 1.750

**VW - TOUAREG (7P5) 01/10→**











**Bremsbackensatz, Feststellbremse**








3.0 V6 TDI	150	01/10→		04/10→		03.0137-3019.2	653019	Ø 210 x 30 - HEB
3.0 V6 TDI	176	01/10→						
4.2 V8 TDI	250	01/10→						
3.0 V6 TDI	165	06/10→				03.0137-3019.2	653019	Ø 210 x 30 - HEB
3.0 V6 TDI	180	05/11→						
3.0 V6 TDI	193	09/14→						
3.0 V6 TSI	213	08/10→						
3.0 V6 TSI Hybrid	245	04/10→						
3.6 V6 FSI	183	08/10→						
3.6 V6 FSI	206	04/10→						
4.2 V8 FSI	265	01/11→						












**VW - TOURAN (1T1, 1T2) 02/03→05/10**

**Seilzug, Feststellbremse**












1.4 FSI	125	11/06→05/10	➡	↕; → 1T-6-120000; Scheibenbremse	2	24.3727-0186.2	580186	L= 1.563
1.6	75	07/03→05/10						
1.6 FSI	85	02/03→01/07	➡	↕; 1T-6-120001→	2	24.3727-0196.2	580196	L= 1.561
1.9 TDI	66	11/04→05/10						
1.9 TDI	74	02/03→05/04						
1.9 TDI	77	08/03→05/10						
2.0 FSI	85	10/04→05/10						
2.0 FSI	110	10/03→01/07						
2.0 TDI	103	12/05→05/10						










	kW					! #		
<b>VW - TOURAN (1T1, 1T2) 02/03→05/10</b>								
 <b>Seilzug, Feststellbremse</b>								
2.0 TDI 16V	103	08/03→05/10	➡	⬇️; → 1T-6-120000; Scheibenbremse	2	24.3727-0186.2	580186	L= 1.563
			➡	⬇️; 1T-6-120001→	2	24.3727-0196.2	580196	L= 1.561
1.4 TSI	103	02/06→05/10	➡	⬇️; 09/06→; → 1T-6-120000; Scheibenbremse	2	24.3727-0186.2	580186	L= 1.563
			➡	⬇️; 1T-6-120001→	2	24.3727-0196.2	580196	L= 1.561
2.0 TDI	100	02/03→05/10	➡	⬇️; 08/03→; → 1T-6-120000; Scheibenbremse	2	24.3727-0186.2	580186	L= 1.563
			➡	⬇️; 1T-6-120001→	2	24.3727-0196.2	580196	L= 1.561
2.0 TDI	125	12/05→05/10	➡	⬇️; 02/06→; → 1T-6-120000; Scheibenbremse	2	24.3727-0186.2	580186	L= 1.563
			➡	⬇️; 1T-6-120001→	2	24.3727-0196.2	580196	L= 1.561
<b>VW - TOURAN (1T3) 05/10→05/15</b>								
 <b>Seilzug, Feststellbremse</b>								
1.2 TSI	77	05/10→05/15	➡	⬇️; → 1T-6-120000; Scheibenbremse	2	24.3727-0186.2	580186	L= 1.563
1.4 TSI	103	05/10→05/15	➡	⬇️; 1T-6-120001→	2	24.3727-0196.2	580196	L= 1.561
1.4 TSI	125	05/10→05/15						
1.6 TDI	66	05/10→05/15						
1.6 TDI	77	05/10→05/15						
2.0 TDI	81	11/10→05/15						
2.0 TDI	103	05/10→05/15						
2.0 TDI	125	05/10→01/13						
2.0 TDI	130	01/13→05/15	➡	⬇️	2	24.3727-0196.2	580196	L= 1.561
<b>VW - TRANSPORTER T4 Bus (70XB, 70XC, 7DB, 7DW, 7DK) 09/90→04/03</b>								
 <b>Radbremszylinder</b>								
1.9 D	44	09/90→12/95	➡	→ 70-T-199999		24.3220-0910.3	020211	Ø 20,64 GG
1.9 D	45	09/90→12/95						
1.9 TD	50	10/92→04/03						
2.0	62	09/90→04/03						
2.4 D	55	08/97→04/03						
2.4 D	57	09/90→04/98						
2.5	81	11/90→04/03						
2.5	85	08/96→04/03						
2.5 Syncro	81	11/92→04/03						
2.5 Syncro	85	07/96→04/03						
2.5 TDI	65	05/98→04/03						
2.5 TDI	75	09/95→04/03						
2.5 TDI	111	05/98→04/03						
2.5 TDI Syncro	75	01/96→04/03						
2.4 D Syncro	57	10/92→09/98	➡	11/92→; → 70-T-199999		24.3220-0910.3	020211	Ø 20,64 GG
<b>Zubehörsatz, Bremsbacken</b>								
1.9 D	44	09/90→12/95	➡	→ 70-T-199999		03.0137-9156.2	669156	
1.9 D	45	09/90→12/95						
1.9 TD	50	10/92→04/03						
2.0	62	09/90→04/03						
2.4 D	55	08/97→04/03						
2.4 D	57	09/90→04/98						
2.5	81	11/90→04/03						
2.5	85	08/96→04/03						
2.5 Syncro	81	11/92→04/03						
2.5 Syncro	85	07/96→04/03						
2.5 TDI	65	05/98→04/03						
2.5 TDI	75	09/95→04/03						
2.5 TDI	111	05/98→04/03						
2.5 TDI Syncro	75	01/96→04/03						
2.4 D Syncro	57	10/92→09/98	➡	11/92→; → 70-T-199999		03.0137-9156.2	669156	
<b>Bremstrommel</b>								
1.9 D	44	09/90→12/95	➡	→ 70-T-199999		24.0226-8001.1	480051	Ø 268,0 x 68,4 / 269,5
1.9 D	45	09/90→12/95						
1.9 TD	50	10/92→04/03						
2.0	62	09/90→04/03						
2.4 D	55	08/97→04/03						
2.4 D	57	09/90→04/98						
2.5	81	11/90→04/03						
2.5	85	08/96→04/03						
2.5 Syncro	81	11/92→04/03						
2.5 Syncro	85	07/96→04/03						
2.5 TDI	65	05/98→04/03						
2.5 TDI	75	09/95→04/03						
2.5 TDI	111	05/98→04/03						
2.5 TDI Syncro	75	01/96→04/03						
↓								

	kW					! #		
<b>VW - TRANSPORTER T4 Bus (70XB, 70XC, 7DB, 7DW, 7DK) 09/90→04/03</b>								
<b>Bremstrommel</b>								
2.4 D Syncro	57	10/92→09/98	➔	11/92→; → 70-T-199999			<b>24.0226-8001.1 480051</b>	Ø 268,0 x 68,4 / 269,5
<b>Bremsbackensatz</b>								
1.9 D	44	09/90→12/95	➔	→ 70-T-199999			<b>03.0137-0256.2 650256</b>	Ø 268 x 56 + HEB
1.9 D	45	09/90→12/95					<b>03.0420-3420.3 683420</b>	BDX Ø 268 x 56 Ø 20,64
1.9 TD	50	10/92→04/03						+ RZ / + Zub Kit
2.0	62	09/90→04/03						
2.4 D	55	08/97→04/03						
2.4 D	57	09/90→04/98						
2.5	81	11/90→04/03						
2.5	85	08/96→04/03						
2.5 Syncro	81	11/92→04/03						
2.5 Syncro	85	07/96→04/03						
2.5 TDI	65	05/98→04/03						
2.5 TDI	75	09/95→04/03						
2.5 TDI	111	05/98→04/03						
2.5 TDI Syncro	75	01/96→04/03						
2.4 D Syncro	57	10/92→09/98	➔	11/92→; → 70-T-199999			<b>03.0137-0256.2 650256</b> <b>03.0420-3420.3 683420</b>	Ø 268 x 56 + HEB BDX Ø 268 x 56 Ø 20,64 + RZ / + Zub Kit
<b>Seilzug, Feststellbremse</b>								
1.9 D	44	09/90→12/95	➔	☒; → 70-T-199999; Trommelbremse	2	<b>24.3727-0131.2 580131</b>		L= 844
1.9 D	45	09/90→12/95						
1.9 TD	50	10/92→04/03	➔	☒; 70-T-200000→ 70-V-120000; Scheibenbremse	2	<b>24.3727-0157.2 580157</b>		L= 949
2.0	62	09/90→04/03						
2.4 D	55	08/97→04/03	➔	☒; 70-V-120001→ 70-W-039000; Scheibenbremse	2	<b>24.3727-0177.2 580177</b>		L= 953
2.4 D	57	09/90→04/98						
2.5	81	11/90→04/03	➔	☒; 70-W-039001→	2	<b>24.3727-0177.2 580177</b>		L= 953
2.5	85	08/96→04/03						
2.5 Syncro	81	11/92→04/03						
2.5 Syncro	85	07/96→04/03						
2.5 TDI	65	05/98→04/03						
2.5 TDI	75	09/95→04/03						
2.5 TDI	111	05/98→04/03						
2.5 TDI Syncro	75	01/96→04/03						
2.4 D Syncro	57	10/92→09/98	➔	☒; 11/92→; → 70-T-199999; Trommelbremse	2	<b>24.3727-0131.2 580131</b>		L= 844
			➔	☒; 70-T-200000→ 70-V-120000; Scheibenbremse	2	<b>24.3727-0157.2 580157</b>		L= 949
			➔	☒; 70-V-120001→ 70-W-039000; Scheibenbremse	2	<b>24.3727-0177.2 580177</b>		L= 953
			➔	☒; 70-W-039001→	2	<b>24.3727-0177.2 580177</b>		L= 953
2.8 VR6	150	04/00→04/03	➔	☒; 70-T-200000→ 70-V-120000; Scheibenbremse	2	<b>24.3727-0157.2 580157</b>		L= 949
2.8 VR 6	103	11/95→04/00	➔	☒; 70-V-120001→ 70-W-039000; Scheibenbremse	2	<b>24.3727-0177.2 580177</b>		L= 953
			➔	☒; 70-W-039001→	2	<b>24.3727-0177.2 580177</b>		L= 953
<b>VW - TRANSPORTER T4 Kasten (70XA) 07/90→04/03</b>								
<b>Radbremszylinder</b>								
1.9 D	44	09/90→12/95	➔	→ 70-T-199999			<b>24.3220-0910.3 020211</b>	Ø 20,64 GG
1.9 D	45	07/90→12/95						
1.9 TD	50	10/92→04/03						
2.0	62	07/90→04/03						
2.4 D	55	08/97→04/03						
2.4 D	57	07/90→04/98						
2.5	81	11/90→04/03						
2.5	85	08/96→04/03						
2.5 Syncro	85	08/96→04/03						
2.5 TDI	65	12/98→04/03						
2.5 TDI	75	09/95→04/03						
2.5 TDI	111	09/00→04/03						
2.5 TDI Syncro	75	09/95→04/03						
2.4 D Syncro	57	10/92→09/98	➔	11/92→; → 70-T-199999			<b>24.3220-0910.3 020211</b>	Ø 20,64 GG
2.5 Syncro	81	10/92→04/03						
<b>Zubehörsatz, Bremsbacken</b>								
1.9 D	44	09/90→12/95	➔	→ 70-T-199999			<b>03.0137-9156.2 669156</b>	
1.9 D	45	07/90→12/95						
1.9 TD	50	10/92→04/03						
2.0	62	07/90→04/03						
2.4 D	55	08/97→04/03						
2.4 D	57	07/90→04/98						
2.5	81	11/90→04/03						
2.5	85	08/96→04/03						
2.5 Syncro	85	08/96→04/03						










	kW			 	! #			
<b>VW - TRANSPORTER T4 Kasten (70XA) 07/90→04/03</b>								
<b>Zubehörsatz, Bremsbacken</b>								
2.5 TDI	65	12/98→04/03	➔	→ 70-T-199999		03.0137-9156.2	669156	
2.5 TDI	75	09/95→04/03						
2.5 TDI	111	09/00→04/03						
2.5 TDI Syncro	75	09/95→04/03						
2.4 D Syncro	57	10/92→09/98	➔	11/92→; → 70-T-199999		03.0137-9156.2	669156	
2.5 Syncro	81	10/92→04/03						
<b> Bremstrommel</b>								
1.9 D	44	09/90→12/95	➔	→ 70-T-199999		24.0226-8001.1	480051	Ø 268,0 x 68,4 / 269,5
1.9 D	45	07/90→12/95						
1.9 TD	50	10/92→04/03						
2.0	62	07/90→04/03						
2.4 D	55	08/97→04/03						
2.4 D	57	07/90→04/98						
2.5	81	11/90→04/03						
2.5	85	08/96→04/03						
2.5 Syncro	85	08/96→04/03						
2.5 TDI	65	12/98→04/03						
2.5 TDI	75	09/95→04/03						
2.5 TDI	111	09/00→04/03						
2.5 TDI Syncro	75	09/95→04/03						
2.4 D Syncro	57	10/92→09/98	➔	11/92→; → 70-T-199999		24.0226-8001.1	480051	
2.5 Syncro	81	10/92→04/03						
<b> Bremsbackensatz</b>								
1.9 D	44	09/90→12/95	➔	→ 70-T-199999		03.0137-0256.2	650256	Ø 268 x 56 + HEB
1.9 D	45	07/90→12/95				03.0420-3420.3	683420	BDX Ø 268 x 56 Ø 20,64 + RZ / + Zub Kit
1.9 TD	50	10/92→04/03						
2.0	62	07/90→04/03						
2.4 D	55	08/97→04/03						
2.4 D	57	07/90→04/98						
2.5	81	11/90→04/03						
2.5	85	08/96→04/03						
2.5 Syncro	85	08/96→04/03						
2.5 TDI	65	12/98→04/03						
2.5 TDI	75	09/95→04/03						
2.5 TDI	111	09/00→04/03						
2.5 TDI Syncro	75	09/95→04/03						
2.4 D Syncro	57	10/92→09/98	➔	11/92→; → 70-T-199999		03.0137-0256.2	650256	Ø 268 x 56 + HEB
2.5 Syncro	81	10/92→04/03				03.0420-3420.3	683420	BDX Ø 268 x 56 Ø 20,64 + RZ / + Zub Kit
<b> Seilzug, Feststellbremse</b>								
1.9 D	44	09/90→12/95	➔	☒; → 70-T-199999; Trommelbremse	2	24.3727-0131.2	580131	L= 844
1.9 D	45	07/90→12/95						
1.9 TD	50	10/92→04/03	➔	☒; 70-T-200000→ 70-V-120000; Scheibenbremse	2	24.3727-0157.2	580157	L= 949
2.0	62	07/90→04/03						
2.4 D	55	08/97→04/03	➔	☒; 70-V-120001→ 70-W-039000; Scheibenbremse	2	24.3727-0177.2	580177	L= 953
2.4 D	57	07/90→04/98						
2.5	81	11/90→04/03	➔	☒; 70-W-039001→	2	24.3727-0177.2	580177	L= 953
2.5	85	08/96→04/03						
2.5 Syncro	85	08/96→04/03						
2.5 TDI	65	12/98→04/03						
2.5 TDI	75	09/95→04/03						
2.5 TDI	111	09/00→04/03						
2.5 TDI Syncro	75	09/95→04/03						
2.4 D Syncro	57	10/92→09/98	➔	☒; 11/92→; → 70-T-199999; Trommelbremse	2	24.3727-0131.2	580131	L= 844
2.5 Syncro	81	10/92→04/03						
			➔	☒; 70-T-200000→ 70-V-120000; Scheibenbremse	2	24.3727-0157.2	580157	L= 949
			➔	☒; 70-V-120001→ 70-W-039000; Scheibenbremse	2	24.3727-0177.2	580177	L= 953
			➔	☒; 70-W-039001→	2	24.3727-0177.2	580177	L= 953
2.8 VR6	103	05/96→05/00	➔	☒; 70-T-200000→ 70-V-120000; Scheibenbremse	2	24.3727-0157.2	580157	L= 949
2.8 VR6	150	06/00→04/03						
			➔	☒; 70-V-120001→ 70-W-039000; Scheibenbremse	2	24.3727-0177.2	580177	L= 953
			➔	☒; 70-W-039001→	2	24.3727-0177.2	580177	L= 953
<b>VW - TRANSPORTER T4 Pritsche/Fahrgestell (70XD) 07/90→04/03</b>								
<b> Radbremszylinder</b>								
1.9 D	44	09/90→12/95	➔	→ 70-T-199999		24.3220-0910.3	020211	Ø 20,64 GG
1.9 D	45	07/90→12/95						
1.9 TD	50	10/92→04/03						
2.0	62	07/90→04/03						
2.4 D	55	08/97→04/03						
2.4 D	57	09/90→04/98						



















	kW			 	! #		
<b>VW - TRANSPORTER T4 Pritsche/Fahrgestell (70XD) 07/90→04/03</b>							
 <b>Radbremszylinder</b>							
2.5	81	11/90→04/03	➔	→ 70-T-199999		24.3220-0910.3 020211	Ø 20,64 GG
2.5	85	08/96→04/03					
2.5 Syncro	85	08/96→04/03					
2.5 TDI	65	05/98→04/03					
2.5 TDI	75	09/95→04/03					
2.5 TDI Syncro	75	05/98→04/03					
2.4 D Syncro	57	10/92→09/98	➔	11/92→; → 70-T-199999		24.3220-0910.3 020211	Ø 20,64 GG
2.5 Syncro	81	10/92→04/03					
<b>Zubehörsatz, Bremsbacken</b>							
1.9 D	44	09/90→12/95	➔	→ 70-T-199999		03.0137-9156.2 669156	
1.9 D	45	07/90→12/95					
1.9 TD	50	10/92→04/03					
2.0	62	07/90→04/03					
2.4 D	55	08/97→04/03					
2.4 D	57	09/90→04/98					
2.5	81	11/90→04/03					
2.5	85	08/96→04/03					
2.5 Syncro	85	08/96→04/03					
2.5 TDI	65	05/98→04/03					
2.5 TDI	75	09/95→04/03					
2.5 TDI Syncro	75	05/98→04/03					
2.4 D Syncro	57	10/92→09/98	➔	11/92→; → 70-T-199999		03.0137-9156.2 669156	
2.5 Syncro	81	10/92→04/03					
 <b>Bremstrommel</b>							
1.9 D	44	09/90→12/95	➔	→ 70-T-199999		24.0226-8001.1 480051	Ø 268,0 x 68,4 / 269,5
1.9 D	45	07/90→12/95					
1.9 TD	50	10/92→04/03					
2.0	62	07/90→04/03					
2.4 D	55	08/97→04/03					
2.4 D	57	09/90→04/98					
2.5	81	11/90→04/03					
2.5	85	08/96→04/03					
2.5 Syncro	85	08/96→04/03					
2.5 TDI	65	05/98→04/03					
2.5 TDI	75	09/95→04/03					
2.5 TDI Syncro	75	05/98→04/03					
2.4 D Syncro	57	10/92→09/98	➔	11/92→; → 70-T-199999		24.0226-8001.1 480051	Ø 268,0 x 68,4 / 269,5
2.5 Syncro	81	10/92→04/03					
 <b>Bremsbackensatz</b>							
1.9 D	44	09/90→12/95	➔	→ 70-T-199999		03.0137-0256.2 650256	Ø 268 x 56 + HEB
1.9 D	45	07/90→12/95				03.0420-3420.3 683420	BDX Ø 268 x 56 Ø 20,64 + RZ / + Zub Kit
1.9 TD	50	10/92→04/03					
2.0	62	07/90→04/03					
2.4 D	55	08/97→04/03					
2.4 D	57	09/90→04/98					
2.5	81	11/90→04/03					
2.5	85	08/96→04/03					
2.5 Syncro	85	08/96→04/03					
2.5 TDI	65	05/98→04/03					
2.5 TDI	75	09/95→04/03					
2.5 TDI Syncro	75	05/98→04/03					
2.4 D Syncro	57	10/92→09/98	➔	11/92→; → 70-T-199999		03.0137-0256.2 650256	Ø 268 x 56 + HEB
2.5 Syncro	81	10/92→04/03				03.0420-3420.3 683420	BDX Ø 268 x 56 Ø 20,64 + RZ / + Zub Kit
 <b>Seilzug, Feststellbremse</b>							
1.9 D	44	09/90→12/95	➔	☒; → 70-T-199999; Trommelbremse	2	24.3727-0131.2 580131	L= 844
1.9 D	45	07/90→12/95					
1.9 TD	50	10/92→04/03	➔	☒; 70-T-200000→ 70-V-120000; Scheibenbremse	2	24.3727-0157.2 580157	L= 949
2.0	62	07/90→04/03					
2.4 D	55	08/97→04/03	➔	☒; 70-V-120001→ 70-W-039000; Scheibenbremse	2	24.3727-0177.2 580177	L= 953
2.4 D	57	09/90→04/98					
2.5	81	11/90→04/03	➔	☒; 70-W-039001→	2	24.3727-0177.2 580177	L= 953
2.5	85	08/96→04/03					
2.5 Syncro	85	08/96→04/03					
2.5 TDI	65	05/98→04/03					
2.5 TDI	75	09/95→04/03					
2.5 TDI Syncro	75	05/98→04/03					
2.4 D Syncro	57	10/92→09/98	➔	☒; 11/92→; → 70-T-199999; Trommelbremse	2	24.3727-0131.2 580131	L= 844
2.5 Syncro	81	10/92→04/03					
			➔	☒; 70-T-200000→ 70-V-120000; Scheibenbremse	2	24.3727-0157.2 580157	L= 949
			➔	☒; 70-V-120001→ 70-W-039000; Scheibenbremse	2	24.3727-0177.2 580177	L= 953
			➔	☒; 70-W-039001→	2	24.3727-0177.2 580177	L= 953











	kW			 	! #		
<b>VW - TRANSPORTER T5 Bus (7HB, 7HJ, 7EB, 7EJ, 7EF, 7EG, 7HF, 7EC) 04/03→08/15</b>							
 <b>Bremsbackensatz, Feststellbremse</b>							
1.9 TDI	62	01/06→11/09	➔			<b>03.0137-0419.2 650419</b>	Ø 185 x 30
1.9 TDI	63	04/03→11/09					
1.9 TDI	75	06/06→11/09					
1.9 TDI	77	04/03→11/09					
2.0	85	11/03→08/15					
2.0 BiTDI	132	09/09→08/15					
2.0 BiTDI 4motion	132	09/09→08/15					
2.0 TDI	62	09/09→08/15					
2.0 TDI	75	09/09→08/15					
2.0 TDI	100	05/10→08/15					
2.0 TDI	103	09/09→08/15					
2.0 TDI 4motion	100	05/10→08/15					
2.0 TDI 4motion	103	09/09→08/15					
2.5 TDi	120	11/03→11/09					
2.5 TDI	96	04/03→11/09					
2.5 TDI	128	04/03→11/09					
2.5 TDI 4motion	96	07/04→11/09					
2.5 TDI 4motion	128	07/04→11/09					
3.2 V6	170	02/04→06/04					
3.2 V6	173	02/04→11/09					
3.2 V6 4motion	173	11/03→11/09	➔	07/04→		<b>03.0137-0419.2 650419</b>	Ø 185 x 30
<b>Zubehörsatz, Feststellbremsbacken</b>							
1.9 TDI	62	01/06→11/09	➔			<b>03.0137-9288.2 669288</b>	
1.9 TDI	63	04/03→11/09					
1.9 TDI	75	06/06→11/09					
1.9 TDI	77	04/03→11/09					
2.0	85	11/03→08/15					
2.0 BiTDI	132	09/09→08/15					
2.0 BiTDI 4motion	132	09/09→08/15					
2.0 TDI	62	09/09→08/15					
2.0 TDI	75	09/09→08/15					
2.0 TDI	100	05/10→08/15					
2.0 TDI	103	09/09→08/15					
2.0 TDI 4motion	100	05/10→08/15					
2.0 TDI 4motion	103	09/09→08/15					
2.5 TDi	120	11/03→11/09					
2.5 TDI	96	04/03→11/09					
2.5 TDI	128	04/03→11/09					
2.5 TDI 4motion	96	07/04→11/09					
2.5 TDI 4motion	128	07/04→11/09					
3.2 V6	170	02/04→06/04					
3.2 V6	173	02/04→11/09					
3.2 V6 4motion	173	11/03→11/09	➔	07/04→		<b>03.0137-9288.2 669288</b>	
<b>Reparaturatz, Automatische Nachstellung</b>							
1.9 TDI	62	01/06→11/09				<b>03.0137-9700.2 669700</b>	
1.9 TDI	63	04/03→11/09					
1.9 TDI	75	06/06→11/09					
1.9 TDI	77	04/03→11/09					
2.0	85	11/03→08/15					
2.0 BiTDI	132	09/09→08/15					
2.0 BiTDI 4motion	132	09/09→08/15					
2.0 TDI	62	09/09→08/15					
2.0 TDI	75	09/09→08/15					
2.0 TDI	100	05/10→08/15					
2.0 TDI	103	09/09→08/15					
2.0 TDI 4motion	100	05/10→08/15					
2.0 TDI 4motion	103	09/09→08/15					
2.5 TDi	120	11/03→11/09					
2.5 TDI	96	04/03→11/09					
2.5 TDI	128	04/03→11/09					
2.5 TDI 4motion	96	07/04→11/09					
2.5 TDI 4motion	128	07/04→11/09					
3.2 V6	170	02/04→06/04					
3.2 V6	173	02/04→11/09					
3.2 V6 4motion	173	11/03→11/09		07/04→		<b>03.0137-9700.2 669700</b>	
						<b>03.0137-9702.2 669702</b>	
 <b>Seilzug, Feststellbremse</b>							
1.9 TDI	62	01/06→11/09	➔	↓;	2	<b>24.3727-0184.2 580184</b>	L= 1.303
1.9 TDI	63	04/03→11/09		+PR 0E1,0E2,0WL,0WN / 0WM,0WP,			
1.9 TDI	75	06/06→11/09		0WQ; Scheibenbremse			
1.9 TDI	77	04/03→11/09					
2.0	85	11/03→08/15					
2.0 BiTDI	132	09/09→08/15					
2.0 TDI	62	09/09→08/15					
2.0 TDI	75	09/09→08/15					
2.0 TDI	100	05/10→08/15					
2.0 TDI	103	09/09→08/15					
↓							





















	kW			 	! #		
<b>VW - TRANSPORTER T5 Bus (7HB, 7HJ, 7EB, 7EJ, 7EF, 7EG, 7HF, 7EC) 04/03→08/15</b>							
 <b>Seilzug, Feststellbremse</b>							
2.5 TDi	120	11/03→11/09	➔	↓; +PR 0E1,0E2,0WL,0WN / 0WM,0WP,0WQ; Scheibenbremse	2	24.3727-0184.2 580184	L= 1.303
2.5 TDI	96	04/03→11/09					
2.5 TDI	128	04/03→11/09					
3.2 V6	170	02/04→06/04					
3.2 V6	173	02/04→11/09					
2.0 BiTDI 4motion	132	09/09→08/15	➔	↓; 7H-A-200001→; Scheibenbremse; +PR G0C,G0K,G1C	2	24.3727-0184.2 580184	L= 1.303
2.0 TDI 4motion	100	05/10→08/15					
2.0 TDI 4motion	103	09/09→08/15					
2.5 TDI 4motion	96	07/04→11/09					
2.5 TDI 4motion	128	07/04→11/09					
3.2 V6 4motion	173	11/03→11/09					
2.0 TDI	84	05/11→08/15	➔	↓; Scheibenbremse; +PR G0C,G0K,G1C	2	24.3727-0184.2 580184	L= 1.303
2.0 TSI	110	07/12→08/15					
2.0 TSI	150	05/11→08/15					
2.0 TSI 4motion	150	07/11→08/15					
<b>VW - TRANSPORTER T5 Kasten (7HA, 7HH, 7EA, 7EH) 04/03→08/15</b>							
 <b>Bremsbackensatz, Feststellbremse</b>							
1.9 TDI	62	01/06→11/09	➔			03.0137-0419.2 650419	Ø 185 x 30
1.9 TDI	63	04/03→11/09					
1.9 TDI	75	06/06→11/09					
1.9 TDI	77	04/03→11/09					
2.0	85	11/03→08/15					
2.0 BiFuel	85	05/11→08/15					
2.0 BiTDI	132	09/09→08/15					
2.0 BiTDI 4motion	132	09/09→08/15					
2.0 TDI	62	09/09→08/15					
2.0 TDI	75	09/09→08/15					
2.0 TDI	100	05/10→08/15					
2.0 TDI	103	09/09→08/15					
2.0 TDI 4motion	100	05/10→08/15					
2.0 TDI 4motion	103	09/09→08/15					
2.5 TDI	96	04/03→11/09					
2.5 TDI	128	04/03→11/09					
2.5 TDI 4motion	96	07/04→11/09					
2.5 TDI 4motion	128	07/04→11/09					
3.2 V6	170	04/03→06/04					
3.2 V6	173	02/04→11/09					
3.2 4motion	173	11/03→11/09	➔	07/04→		03.0137-0419.2 650419	Ø 185 x 30
<b>Zubehörsatz, Feststellbremsbacken</b>							
1.9 TDI	62	01/06→11/09	➔			03.0137-9288.2 669288	
1.9 TDI	63	04/03→11/09					
1.9 TDI	75	06/06→11/09					
1.9 TDI	77	04/03→11/09					
2.0	85	11/03→08/15					
2.0 BiFuel	85	05/11→08/15					
2.0 BiTDI	132	09/09→08/15					
2.0 BiTDI 4motion	132	09/09→08/15					
2.0 TDI	62	09/09→08/15					
2.0 TDI	75	09/09→08/15					
2.0 TDI	100	05/10→08/15					
2.0 TDI	103	09/09→08/15					
2.0 TDI 4motion	100	05/10→08/15					
2.0 TDI 4motion	103	09/09→08/15					
2.5 TDI	96	04/03→11/09					
2.5 TDI	128	04/03→11/09					
2.5 TDI 4motion	96	07/04→11/09					
2.5 TDI 4motion	128	07/04→11/09					
3.2 V6	170	04/03→06/04					
3.2 V6	173	02/04→11/09					
3.2 4motion	173	11/03→11/09	➔	07/04→		03.0137-9288.2 669288	
<b>Reparaturatz, Automatische Nachstellung</b>							
1.9 TDI	62	01/06→11/09				03.0137-9700.2 669700	
1.9 TDI	63	04/03→11/09				03.0137-9702.2 669702	
1.9 TDI	75	06/06→11/09					
1.9 TDI	77	04/03→11/09					
2.0	85	11/03→08/15					
2.0 BiFuel	85	05/11→08/15					
2.0 BiTDI	132	09/09→08/15					
2.0 BiTDI 4motion	132	09/09→08/15					
2.0 TDI	62	09/09→08/15					
2.0 TDI	75	09/09→08/15					
2.0 TDI	100	05/10→08/15					
2.0 TDI	103	09/09→08/15					
2.0 TDI 4motion	100	05/10→08/15					
2.0 TDI 4motion	103	09/09→08/15					
2.5 TDI	96	04/03→11/09					
2.5 TDI	128	04/03→11/09					
↓							

	kW			 	! #		
<b>VW - TRANSPORTER T5 Kasten (7HA, 7HH, 7EA, 7EH) 04/03→08/15</b>							
<b>Reparaturatz, Automatische Nachstellung</b>							
2.5 TDI 4motion	96	07/04→11/09				03.0137-9700.2	669700
2.5 TDI 4motion	128	07/04→11/09				03.0137-9702.2	669702
3.2 V6	170	04/03→06/04					
3.2 V6	173	02/04→11/09					
3.2 4motion	173	11/03→11/09		07/04→		03.0137-9700.2	669700
						03.0137-9702.2	669702
<b> Seilzug, Feststellbremse</b>							
1.9 TDI	62	01/06→11/09	➔	⚠; +PR 0E1,0E2,0WL,0WN / 0WM,0WP, 0WQ; Scheibenbremse	2	24.3727-0184.2	580184
1.9 TDI	63	04/03→11/09					L= 1.303
1.9 TDI	75	06/06→11/09					
1.9 TDI	77	04/03→11/09					
2.0	85	11/03→08/15					
2.0 BiFuel	85	05/11→08/15					
2.0 BiTDI	132	09/09→08/15					
2.0 TDI	62	09/09→08/15					
2.0 TDI	75	09/09→08/15					
2.0 TDI	100	05/10→08/15					
2.0 TDI	103	09/09→08/15					
2.5 TDI	96	04/03→11/09					
2.5 TDI	128	04/03→11/09					
3.2 V6	170	04/03→06/04					
3.2 V6	173	02/04→11/09					
2.0 BiTDI 4motion	132	09/09→08/15	➔	⚠; 7H-A-200001→; Scheibenbremse; +PR G0C,G0K,G1C	2	24.3727-0184.2	580184
2.0 TDI 4motion	100	05/10→08/15					L= 1.303
2.0 TDI 4motion	103	09/09→08/15					
2.5 TDI 4motion	96	07/04→11/09					
2.5 TDI 4motion	128	07/04→11/09					
3.2 4motion	173	11/03→11/09					
2.0 TDI	84	05/11→08/15	➔	⚠; Scheibenbremse; +PR G0C,G0K,G1C	2	24.3727-0184.2	580184
2.0 TSI	110	07/12→08/15					L= 1.303
2.0 TSI	150	05/11→08/15					
2.0 TSI 4motion	150	07/11→08/15					
<b>VW - TRANSPORTER T5 Pritsche/Fahrgestell (7JD, 7JE, 7JL, 7JY, 7JZ 04/03→08/15)</b>							
<b> Bremsbackensatz, Feststellbremse</b>							
1.9 TDI	62	01/06→11/09		+PR 0WR,0E0,0E9		03.0137-0419.2	650419
1.9 TDI	63	04/03→11/09					∅ 185 x 30
1.9 TDI	75	06/06→11/09					
1.9 TDI	77	04/03→11/09					
2.0	85	11/03→05/13					
2.0 BiTDI	132	09/09→08/15					
2.0 BiTDI 4motion	132	09/09→08/15					
2.0 TDI	62	09/09→08/15					
2.0 TDI	75	09/09→08/15					
2.0 TDI	100	05/10→08/15					
2.0 TDI	103	09/09→08/15					
2.0 TDI 4motion	100	05/10→08/15					
2.0 TDI 4motion	103	09/09→08/15					
2.5 TDI	96	04/03→11/09					
2.5 TDI	128	04/03→11/09					
2.5 TDI 4motion	96	07/04→11/09					
3.2 V6	170	02/04→11/09					
3.2 V6	173	08/03→05/06					
2.5 TDI 4motion	128	04/04→11/09		07/04→; +PR 0WR,0E0,0E9		03.0137-0419.2	650419
3.2 4motion	170	11/03→11/09	➔	07/04→		03.0137-0419.2	650419
							∅ 185 x 30
<b>Zubehörsatz, Feststellbremsbacken</b>							
1.9 TDI	62	01/06→11/09		+PR 0WR,0E0,0E9		03.0137-9288.2	669288
1.9 TDI	63	04/03→11/09					
1.9 TDI	75	06/06→11/09					
1.9 TDI	77	04/03→11/09					
2.0	85	11/03→05/13					
2.0 BiTDI	132	09/09→08/15					
2.0 BiTDI 4motion	132	09/09→08/15					
2.0 TDI	62	09/09→08/15					
2.0 TDI	75	09/09→08/15					
2.0 TDI	100	05/10→08/15					
2.0 TDI	103	09/09→08/15					
2.0 TDI 4motion	100	05/10→08/15					
2.0 TDI 4motion	103	09/09→08/15					
2.5 TDI	96	04/03→11/09					
2.5 TDI	128	04/03→11/09					
2.5 TDI 4motion	96	07/04→11/09					
3.2 V6	170	02/04→11/09					
3.2 V6	173	08/03→05/06					
2.5 TDI 4motion	128	04/04→11/09		07/04→; +PR 0WR,0E0,0E9		03.0137-9288.2	669288
3.2 4motion	170	11/03→11/09	➔	07/04→		03.0137-9288.2	669288
↓							

	kW			 	! #		
<b>VW - TRANSPORTER T5 Pritsche/Fahrgestell (7JD, 7JE, 7JL, 7JY, 7JZ 04/03→08/15</b>							
<b>Reparaturatz, Automatische Nachstellung</b>							
1.9 TDI	62	01/06→11/09		+PR 0WR,0E0,0E9		<b>03.0137-9700.2</b>	<b>669700</b>
1.9 TDI	63	04/03→11/09				<b>03.0137-9702.2</b>	<b>669702</b>
1.9 TDI	75	06/06→11/09					
1.9 TDI	77	04/03→11/09					
2.0	85	11/03→05/13					
2.0 BiTDI	132	09/09→08/15					
2.0 BiTDI 4motion	132	09/09→08/15					
2.0 TDI	62	09/09→08/15					
2.0 TDI	75	09/09→08/15					
2.0 TDI	100	05/10→08/15					
2.0 TDI	103	09/09→08/15					
2.0 TDI 4motion	100	05/10→08/15					
2.0 TDI 4motion	103	09/09→08/15					
2.5 TDI	96	04/03→11/09					
2.5 TDI	128	04/03→11/09					
2.5 TDI 4motion	96	07/04→11/09					
3.2 V6	170	02/04→11/09					
3.2 V6	173	08/03→05/06					
2.5 TDI 4motion	128	04/04→11/09		07/04→; +PR 0WR,0E0,0E9		<b>03.0137-9700.2</b>	<b>669700</b>
						<b>03.0137-9702.2</b>	<b>669702</b>
3.2 4motion	170	11/03→11/09		07/04→		<b>03.0137-9700.2</b>	<b>669700</b>
						<b>03.0137-9702.2</b>	<b>669702</b>
<b>Seilzug, Feststellbremse</b>							
1.9 TDI	62	01/06→11/09	➡	⬇; +PR 0E1,0E2,0WL,0WN / 0WM,0WP, 0WQ	2	<b>24.3727-0184.2</b>	<b>580184</b> L= 1.303
1.9 TDI	63	04/03→11/09					
1.9 TDI	75	06/06→11/09					
1.9 TDI	77	04/03→11/09					
2.0	85	11/03→05/13					
2.0 BiTDI	132	09/09→08/15					
2.0 TDI	62	09/09→08/15					
2.0 TDI	75	09/09→08/15					
2.0 TDI	100	05/10→08/15					
2.0 TDI	103	09/09→08/15					
2.5 TDI	96	04/03→11/09					
2.5 TDI	128	04/03→11/09					
3.2 V6	170	02/04→11/09					
3.2 V6	173	08/03→05/06					
2.0 TDI	84	05/11→08/15	➡	⬇	2	<b>24.3727-0184.2</b>	<b>580184</b> L= 1.303
2.0 TSI	110	07/12→08/15					
3.2 4motion	170	11/03→11/09	➡	⬇; 7H-A-200001→; Scheibenbremse; +PR G0C,G0K,G1C	2	<b>24.3727-0184.2</b>	<b>580184</b> L= 1.303
<b>VW - TRANSPORTER T6 Bus (SGB, SGG, SGJ) 04/15→</b>							
<b>Seilzug, Feststellbremse</b>							
2.0 TDI	62	04/15→	➡	⬇; +PR G0C,G0K,G1C; Scheibenbremse	2	<b>24.3727-0184.2</b>	<b>580184</b> L= 1.303
2.0 TDI	75	04/15→					
2.0 TDI	84	05/16→					
2.0 TDI	103	04/15→					
2.0 TDI	110	04/15→					
2.0 TDI	132	04/15→					
2.0 TDI	150	06/15→					
2.0 TDI 4motion	103	06/15→					
2.0 TDI 4motion	110	08/15→					
2.0 TDI 4motion	132	06/15→					
2.0 TDI 4motion	150	06/15→					
2.0 TSI	110	04/15→					
2.0 TSI	150	04/15→					
2.0 TSI 4motion	150	06/15→					
<b>VW - TRANSPORTER T6 Kasten (SGA, SGH) 04/15→</b>							
<b>Seilzug, Feststellbremse</b>							
2.0 TDI	62	04/15→	➡	⬇; +PR G0C,G0K,G1C; Scheibenbremse	2	<b>24.3727-0184.2</b>	<b>580184</b> L= 1.303
2.0 TDI	75	04/15→					
2.0 TDI	84	05/16→					
2.0 TDI	103	04/15→					
2.0 TDI	110	04/15→					
2.0 TDI	132	04/15→					
2.0 TDI	150	06/15→					
2.0 TDI 4motion	103	06/15→					
2.0 TDI 4motion	110	08/15→					
2.0 TDI 4motion	132	06/15→					
2.0 TDI 4motion	150	06/15→					
2.0 TSI	110	04/15→					
2.0 TSI	150	04/15→					
2.0 TSI 4motion	150	06/15→					

	kW			 	! #		
<b>VW - TRANSPORTER T6 Pritsche/Fahrgestell (SFD, SFE, SFL, SFZ) 04/15→</b>							
 <b>Seilzug, Feststellbremse</b>							
2.0 TDI	62	04/15→	➔	☑; +PR G0C,G0K,G1C; Scheibenbremse	2	24.3727-0184.2 580184	L= 1.303
2.0 TDI	75	04/15→					
2.0 TDI	84	05/16→					
2.0 TDI	103	04/15→					
2.0 TDI	110	08/15→					
2.0 TDI	132	04/15→					
2.0 TDI	150	05/16→					
2.0 TDI 4motion	103	06/15→					
2.0 TDI 4motion	110	05/16→					
2.0 TDI 4motion	132	06/15→					
2.0 TDI 4motion	150	05/16→					
2.0 TSI	110	04/15→					
<b>VW - UP 08/11→</b>							
 <b>Radbremszylinder</b>							
1.0	44	08/11→	➔	☐; 12/11→		24.3217-0908.3 020167	Ø 17,46 ALU
1.0	55	08/11→					
1.0 EcoFuel	50	11/12→	➔	☐		24.3217-0908.3 020167	Ø 17,46 ALU
1.0 TSI	66	05/16→					
e-Up	60	07/13→	➔	09/13→		24.3219-0909.3 020188	Ø 19,05 ALU
<b>Zubehörsatz, Bremsbacken</b>							
1.0	44	08/11→	➔	06/12→		03.0137-9168.2 669168	VW
1.0	55	08/11→	➔	12/11→ 05/12		03.0137-9168.2 669168	VW
1.0 EcoFuel	50	11/12→	➔			03.0137-9168.2 669168	VW
1.0 TSI	66	05/16→					
e-Up	60	07/13→	➔	09/13→		03.0137-9168.2 669168	VW
<b>Bremsbackensatz</b>							
1.0	44	08/11→	➔	06/12→		03.0137-0268.2 650268	VW Ø 200 x 40 + HEB
1.0	55	08/11→	➔	12/11→ 05/12		03.0137-0268.2 650268	VW Ø 200 x 40 + HEB
			➔	12/11→		03.0520-4817.3 694817	Ø 200 x 40 Ø 17,46 + RZ / + Zub TopKit
1.0 EcoFuel	50	11/12→	➔			03.0137-0268.2 650268	VW Ø 200 x 40 + HEB
1.0 TSI	66	05/16→				03.0520-4817.3 694817	Ø 200 x 40 Ø 17,46 + RZ / + Zub TopKit
e-Up	60	07/13→	➔	09/13→		03.0137-0268.2 650268 03.0520-8219.3 698219	VW Ø 200 x 40 + HEB VW Ø 200 x 40 Ø 19,05 + RZ / + Zub TopKit
<b>VW - VENTO (1H2) 11/91→09/98</b>							
 <b>Radbremszylinder</b>							
1.4	40	11/91→09/98	➔			03.3217-2112.3 020027	Ø 17,46 GG
1.4	44	11/91→09/98				24.3217-0908.3 020167	Ø 17,46 ALU
1.9 D	48	11/91→09/98					
1.9 SDI	47	04/97→09/98					
1.6	55	09/92→09/98	➔	→ 1H-S-430000		03.3217-2112.3 020027 24.3217-0908.3 020167	Ø 17,46 GG Ø 17,46 ALU
			➔			03.3217-2112.3 020027	Ø 17,46 GG
			➔			24.3217-0908.3 020167	Ø 17,46 ALU
			➔	1H-S-430001→		24.3219-0909.3 020188	Ø 19,05 ALU
1.6	74	10/94→09/98	➔			24.3219-0909.3 020188	Ø 19,05 ALU
1.8	55	11/91→09/98	➔	01/92→		03.3217-2112.3 020027 24.3217-0908.3 020167 24.3219-0909.3 020188	Ø 17,46 GG Ø 17,46 ALU Ø 19,05 ALU
1.8	66	11/91→09/98	➔	01/92→; → 1H-S-430000		03.3217-2112.3 020027 24.3217-0908.3 020167	Ø 17,46 GG Ø 17,46 ALU
			➔	1H-S-430001→		24.3219-0909.3 020188	Ø 19,05 ALU
1.9 TD	55	11/91→09/98	➔	→ 1H-S-430000		03.3217-2112.3 020027 24.3217-0908.3 020167	Ø 17,46 GG Ø 17,46 ALU
			➔	1H-S-430001→		24.3219-0909.3 020188	Ø 19,05 ALU
1.9 TDI	66	09/93→09/98	➔			24.3219-0909.3 020188	Ø 19,05 ALU
<b>Zubehörsatz, Bremsbacken</b>							
1.4	40	11/91→09/98	➔			03.0137-9168.2 669168	VW
1.4	44	11/91→09/98					
1.6	55	09/92→09/98					
↓							

	kW			 	! #		
<b>VW - VENTO (1H2) 11/91→09/98</b>							
<b>Zubehörsatz, Bremsbacken</b>							
1.9 D 1.9 SDI 1.9 TD	48 47 55	11/91→09/98 04/97→09/98 11/91→09/98	➔			03.0137-9168.2 669168	VW
1.8 1.8	55 66	11/91→09/98 11/91→09/98	➔	01/92→		03.0137-9168.2 669168	VW
1.9 TDI	66	09/93→09/98	➔			03.0137-9168.2 669168	VW
<b> Bremstrommel</b>							
1.4 1.4 1.6 1.9 D 1.9 SDI 1.9 TD	40 44 55 48 47 55	11/91→09/98 11/91→09/98 09/92→09/98 11/91→09/98 04/97→09/98 11/91→09/98	➔			24.0220-0018.1 480019 24.0220-0718.2 480209	Ø 200,0 x 50 / 201 - RLG / - ABS Ring Ø 200,0 x 50 / 201 + RLG / - ABS Ring
1.8 1.8	55 66	11/91→09/98 11/91→09/98	➔	01/92→		24.0220-0018.1 480019	Ø 200,0 x 50 / 201 - RLG / - ABS Ring
			➔	01/92→		24.0220-0718.2 480209	Ø 200,0 x 50 / 201 + RLG / - ABS Ring
1.9 TDI	66	09/93→09/98	➔			24.0220-0018.1 480019	Ø 200,0 x 50 / 201 - RLG / - ABS Ring
			➔			24.0220-0718.2 480209	Ø 200,0 x 50 / 201 + RLG / - ABS Ring
<b> Bremsbackensatz</b>							
1.4 1.4 1.9 D 1.9 SDI	40 44 48 47	11/91→09/98 11/91→09/98 11/91→09/98 04/97→09/98	➔			03.0137-0268.2 650268 03.0420-1517.3 681517 03.0520-1517.3 691517	VW Ø 200 x 40 + HEB VW Ø 200 x 40 Ø 17,46 + RZ / + Zub Kit VW Ø 200 x 40 Ø 17,46 + RZ / + Zub TopKit
1.6	55	09/92→09/98	➔			03.0137-0268.2 650268 03.0420-1517.3 681517 03.0520-1517.3 691517	VW Ø 200 x 40 + HEB VW Ø 200 x 40 Ø 17,46 + RZ / + Zub Kit VW Ø 200 x 40 Ø 17,46 + RZ / + Zub TopKit
			➔	→ 1H-S-430000		03.0420-1517.3 681517 03.0520-1517.3 691517	VW Ø 200 x 40 Ø 17,46 + RZ / + Zub Kit VW Ø 200 x 40 Ø 17,46 + RZ / + Zub TopKit
			➔	1H-S-430001→		03.0420-4219.3 684219 03.0520-4219.3 694219	VW Ø 200 x 40 Ø 19,05 + RZ / + Zub Kit VW Ø 200 x 40 Ø 19,05 + RZ / + Zub TopKit
1.6	74	10/94→09/98	➔			03.0420-4219.3 684219 03.0520-4219.3 694219	VW Ø 200 x 40 Ø 19,05 + RZ / + Zub Kit VW Ø 200 x 40 Ø 19,05 + RZ / + Zub TopKit
1.8 1.8	55	11/91→09/98	➔	01/92→		03.0137-0268.2 650268 03.0420-1517.3 681517 03.0420-4219.3 684219 03.0520-1517.3 691517 03.0520-4219.3 694219	VW Ø 200 x 40 + HEB VW Ø 200 x 40 Ø 17,46 + RZ / + Zub Kit VW Ø 200 x 40 Ø 19,05 + RZ / + Zub Kit VW Ø 200 x 40 Ø 17,46 + RZ / + Zub TopKit VW Ø 200 x 40 Ø 19,05 + RZ / + Zub TopKit
1.8	66	11/91→09/98	➔	01/92→		03.0137-0268.2 650268	VW Ø 200 x 40 + HEB
			➔	01/92→; → 1H-S-430000		03.0420-1517.3 681517 03.0520-1517.3 691517	VW Ø 200 x 40 Ø 17,46 + RZ / + Zub Kit VW Ø 200 x 40 Ø 17,46 + RZ / + Zub TopKit
			➔	1H-S-430001→		03.0420-4219.3 684219 03.0520-4219.3 694219	VW Ø 200 x 40 Ø 19,05 + RZ / + Zub Kit VW Ø 200 x 40 Ø 19,05 + RZ / + Zub TopKit
1.9 TD	55	11/91→09/98	➔			03.0137-0268.2 650268 03.0420-1517.3 681517 03.0520-1517.3 691517	VW Ø 200 x 40 + HEB VW Ø 200 x 40 Ø 17,46 + RZ / + Zub Kit VW Ø 200 x 40 Ø 17,46 + RZ / + Zub TopKit
↓							

	kw			 	! #		
<b>VW - VENTO (1H2) 11/91→09/98</b>							
<b> Bremsbackensatz</b>							
1.9 TD	55	11/91→09/98	➔	1H-S-430001→		<b>03.0420-4219.3 684219</b> <b>03.0520-4219.3 694219</b>	VW Ø 200 x 40 Ø 19,05 + RZ / + Zub Kit VW Ø 200 x 40 Ø 19,05 + RZ / + Zub TopKit
1.9 TDI	66	09/93→09/98	➔			<b>03.0137-0268.2 650268</b> <b>03.0420-1517.3 681517</b> <b>03.0420-4219.3 684219</b> <b>03.0520-1517.3 691517</b>	VW Ø 200 x 40 + HEB VW Ø 200 x 40 Ø 17,46 + RZ / + Zub Kit VW Ø 200 x 40 Ø 19,05 + RZ / + Zub Kit VW Ø 200 x 40 Ø 17,46 + RZ / + Zub TopKit
						<b>03.0520-4219.3 694219</b>	VW Ø 200 x 40 Ø 19,05 + RZ / + Zub TopKit
				➔			
<b> Seilzug, Feststellbremse</b>							
1.4	40	11/91→09/98	➔	☒; → 1H-S-037527; Trommelbremse	2	<b>24.3727-0135.2 580135</b>	L= 1.500
1.4	44	11/91→09/98	➔	☒; 1H-S-037528→; Trommelbremse	2	<b>24.3727-0160.2 580160</b>	L= 1.498
1.6	55	09/92→09/98	➔				
1.9 D	48	11/91→09/98	➔				
1.9 TD	55	11/91→09/98	➔				
1.6	74	10/94→09/98	➔	☒; Scheibenbremse	2	<b>24.3727-0156.2 580156</b>	L= 1.616
1.9 TDI	81	04/96→09/98	➔				
1.8	55	11/91→09/98	➔	☒; 01/92→; → 1H-S-037527; Trommelbremse	2	<b>24.3727-0135.2 580135</b>	L= 1.500
				☒; 1H-S-037528→; Trommelbremse	2	<b>24.3727-0160.2 580160</b>	L= 1.498
1.8	66	11/91→09/98	➔	☒; 01/92→; → 1H-S-037527; Scheibenbremse	2	<b>24.3727-0134.2 580134</b>	L= 1.613
				☒; 01/92→; → 1H-S-037527; Trommelbremse	2	<b>24.3727-0135.2 580135</b>	L= 1.500
				☒; 1H-S-037528→; Scheibenbremse	2	<b>24.3727-0156.2 580156</b>	L= 1.616
				☒; 1H-S-037528→; Trommelbremse	2	<b>24.3727-0160.2 580160</b>	L= 1.498
1.9 SDI	47	04/97→09/98	➔	☒; Trommelbremse	2	<b>24.3727-0160.2 580160</b>	L= 1.498
1.9 TDI	66	09/93→09/98	➔	☒; → 1H-S-037527; Scheibenbremse	2	<b>24.3727-0134.2 580134</b>	L= 1.613
				☒; → 1H-S-037527; Trommelbremse	2	<b>24.3727-0135.2 580135</b>	L= 1.500
				☒; 1H-S-037528→; Scheibenbremse	2	<b>24.3727-0156.2 580156</b>	L= 1.616
				☒; 1H-S-037528→; Trommelbremse	2	<b>24.3727-0160.2 580160</b>	L= 1.498
2.0 2.8 VR6	85 128	11/91→09/98 01/92→09/98	➔	☒; → 1H-S-037527; Scheibenbremse	2	<b>24.3727-0134.2 580134</b>	L= 1.613
				☒; 1H-S-037528→; Scheibenbremse	2	<b>24.3727-0156.2 580156</b>	L= 1.616





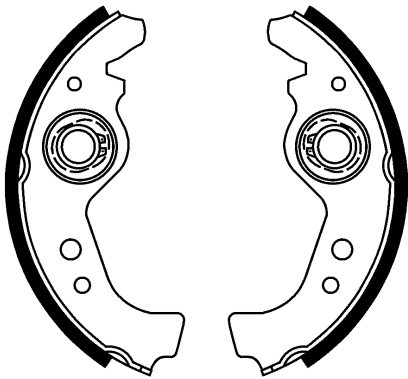
- DE** Abbildungen Trommelbremsbacken
- EN** Illustrations drum brake shoes
- ES** Ilustraciones zapatas freno de tambor
- FR** Illustrations Mâchoires de frein à tambour
- IT** Illustrazioni ganasce freno

2018

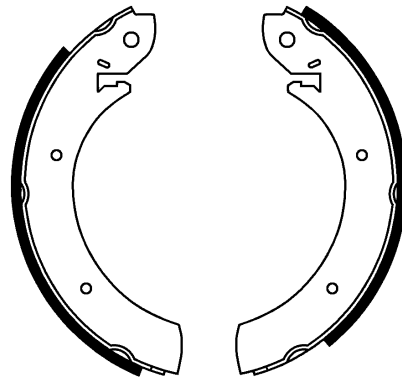
# Abbildungen Trommelbremsbacken

Illustrations drum brake shoes - Ilustraciones zapatas freno de tambor - Illustrations Mâchoires de frein à tambour - Illustrazioni ganasce freno

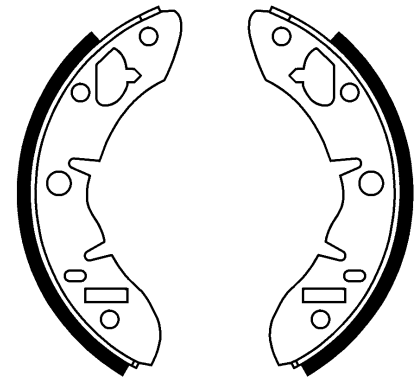
**03.0137-0015.2 650015 03.0137-0036.2 650036 03.0137-0080.2 650080**



185 x 31

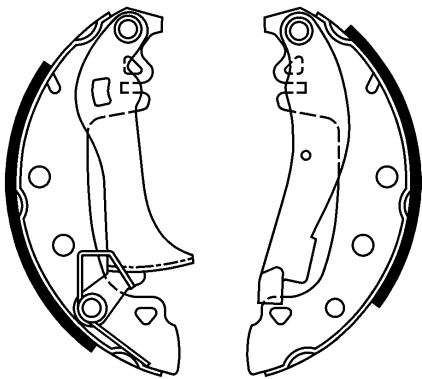


254 x 57

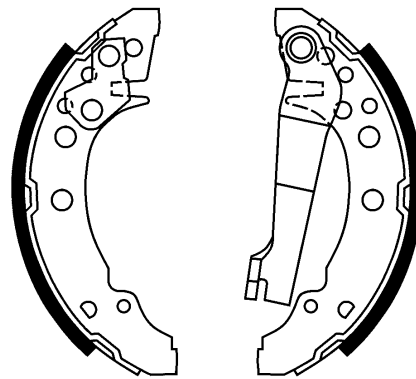


178 x 32

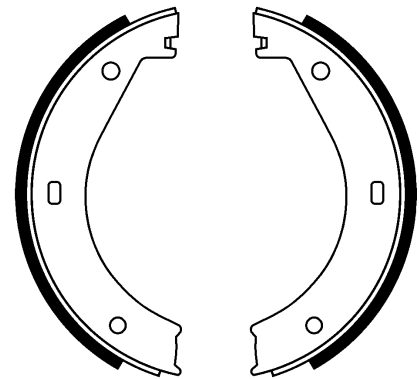
**03.0137-0124.2 650124 03.0137-0126.2 650126 03.0137-0150.2 650150**



229 x 42

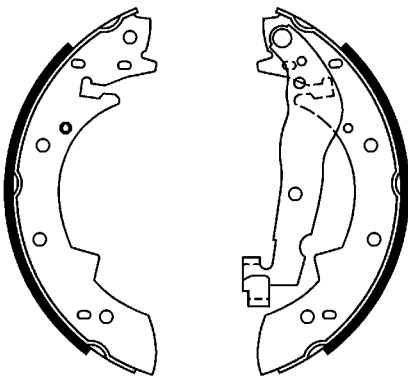


180 x 31

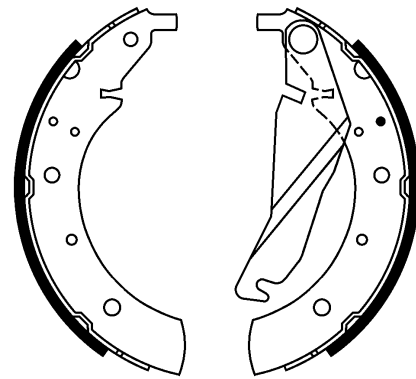


180 x 25

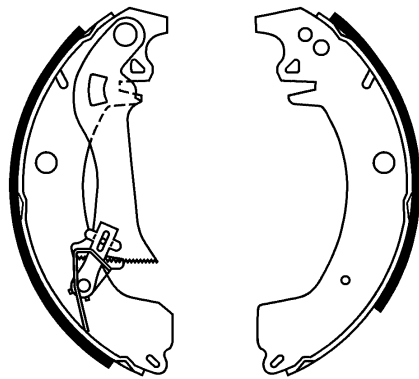
**03.0137-0151.2 650151 03.0137-0152.2 650152 03.0137-0153.2 650153**



229 x 42

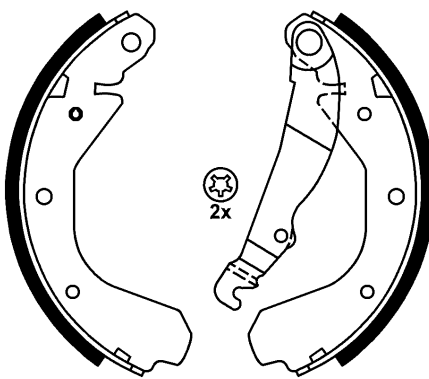


250 x 42

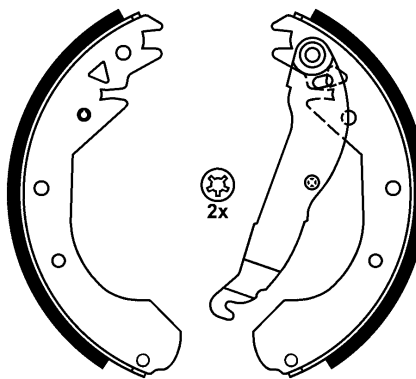


255 x 46

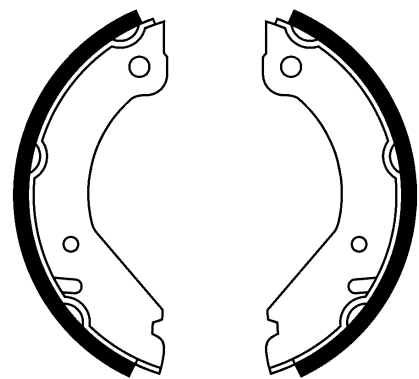
**03.0137-0166.2 650166 03.0137-0167.2 650167 03.0137-0169.2 650169**



200 x 46



230 x 51

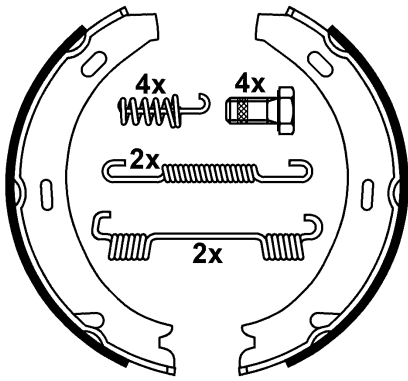


160 x 25

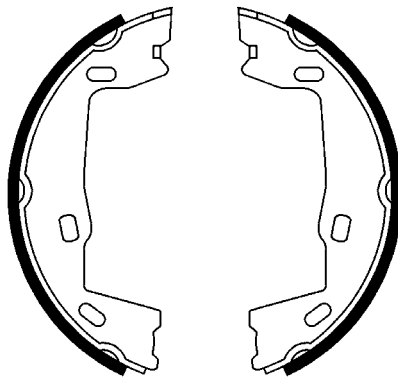
# Abbildungen Trommelbremsbacken

Illustrations drum brake shoes - Ilustraciones zapatas freno de tambor - Illustrations Mâchoires de frein à tambour - Illustrazioni ganasce freno

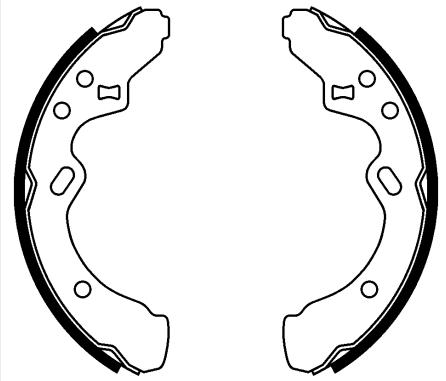
**03.0137-0170.2 650170 03.0137-0172.2 650172 03.0137-0184.2 650184**



164 x 20

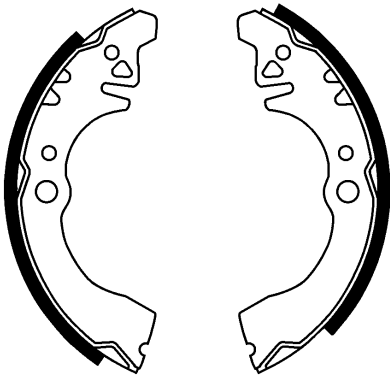


160 x 25

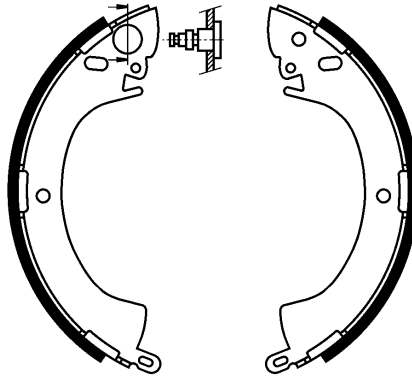


229 x 26

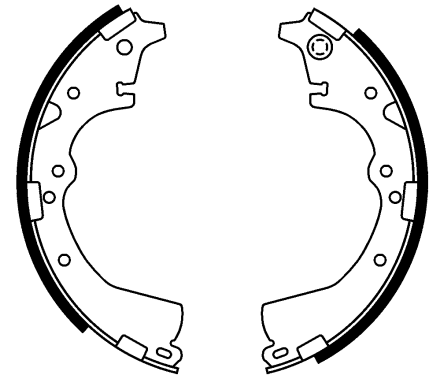
**03.0137-0186.2 650186 03.0137-0188.2 650188 03.0137-0193.2 650193**



180 x 28

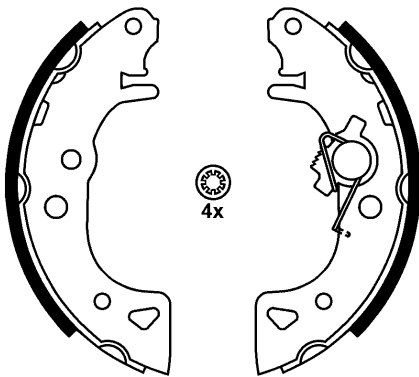


254 x 50

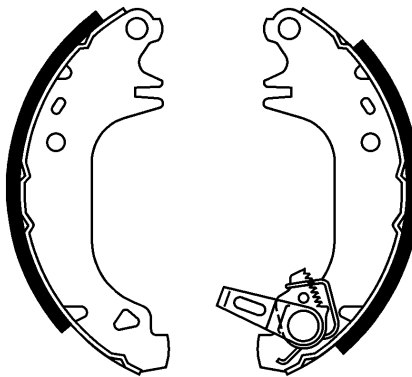


254 x 52

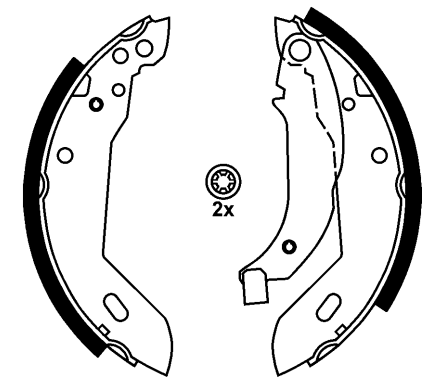
**03.0137-0195.2 650195 03.0137-0196.2 650196 03.0137-0197.2 650197**



164 x 32

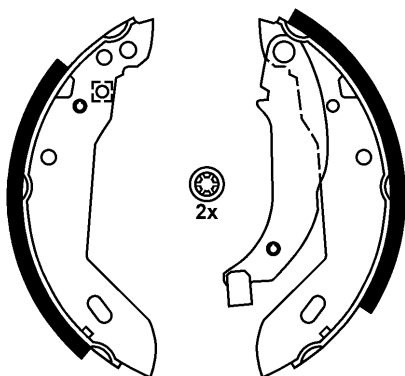


180 x 32

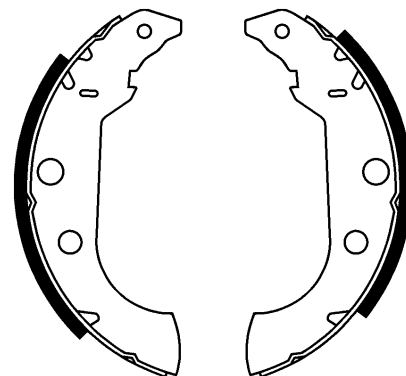


180 x 32

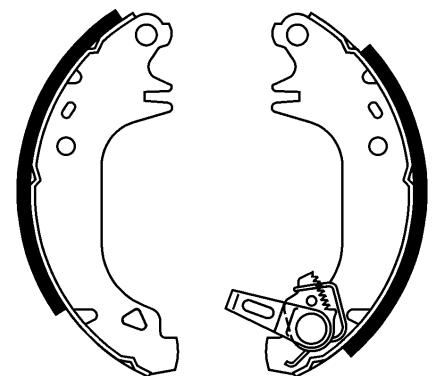
**03.0137-0201.2 650201 03.0137-0202.2 650202 03.0137-0203.2 650203**



180 x 41



229 x 42

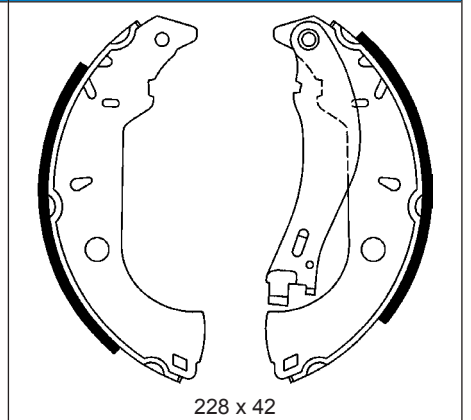
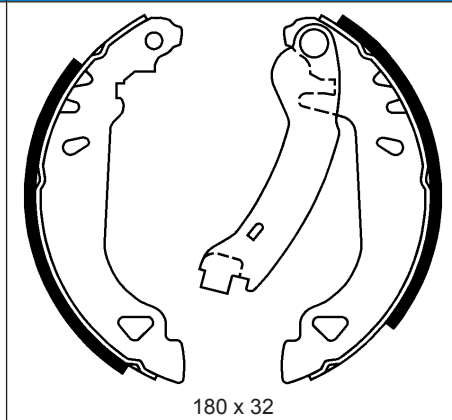
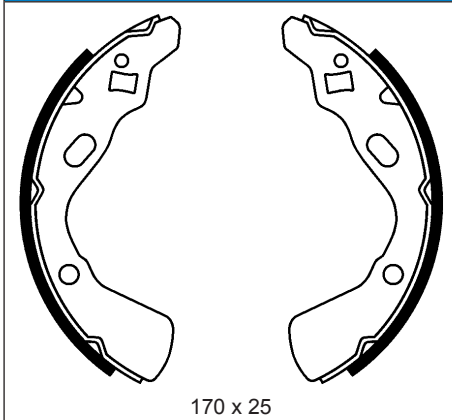


180 x 42

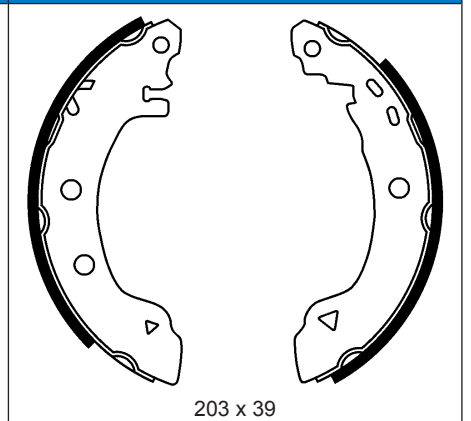
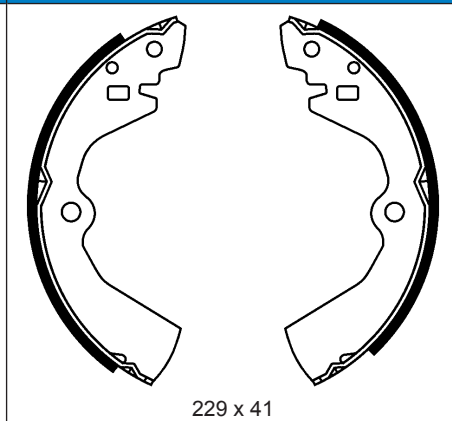
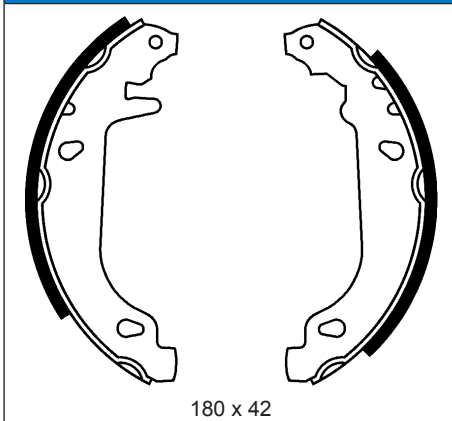
# Abbildungen Trommelbremsbacken

Illustrations drum brake shoes - Ilustraciones zapatas freno de tambor - Illustrations Mâchoires de frein à tambour - Illustrazioni ganasce freno

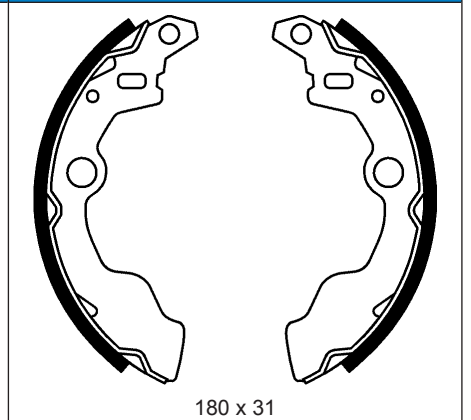
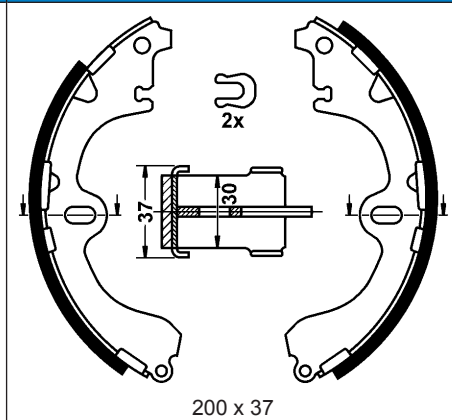
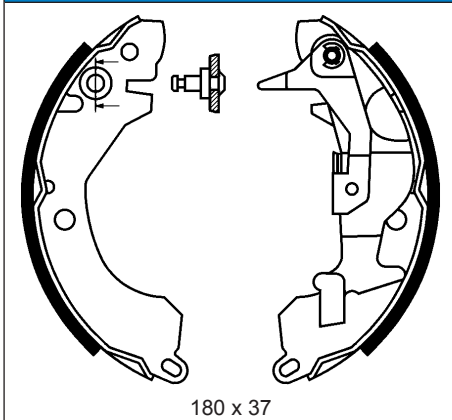
**03.0137-0204.2 650204 03.0137-0207.2 650207 03.0137-0208.2 650208**



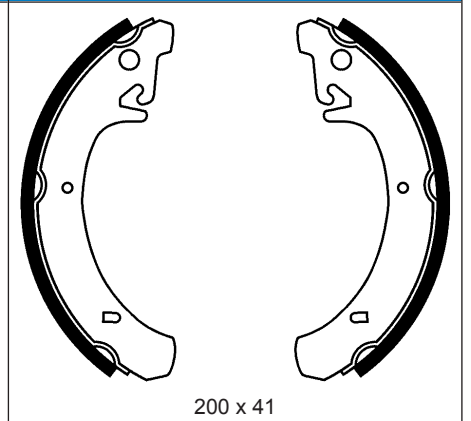
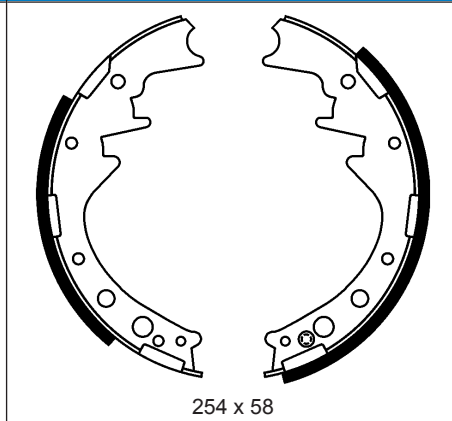
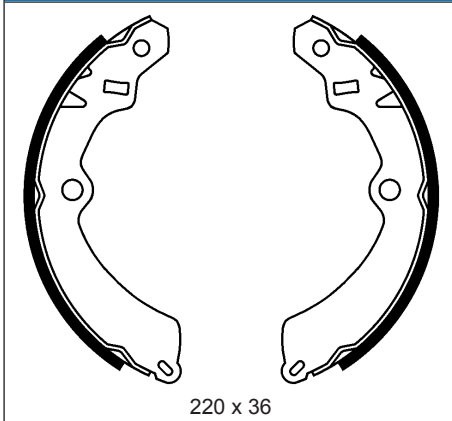
**03.0137-0209.2 650209 03.0137-0210.2 650210 03.0137-0211.2 650211**



**03.0137-0216.2 650216 03.0137-0221.2 650221 03.0137-0222.2 650222**



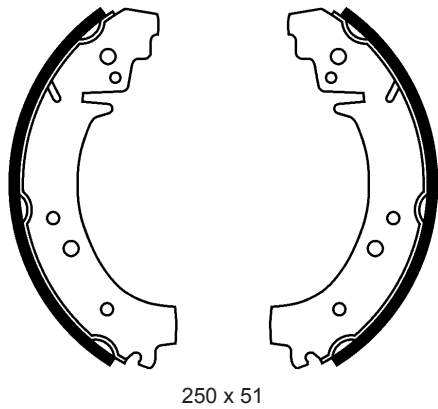
**03.0137-0224.2 650224 03.0137-0226.2 650226 03.0137-0231.2 650231**



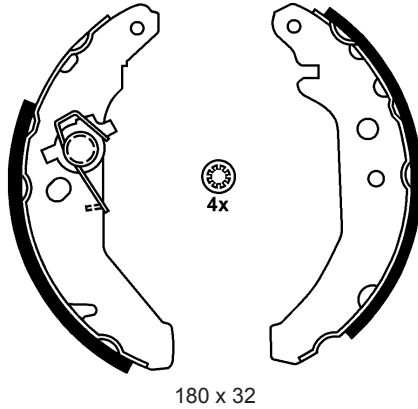
# Abbildungen Trommelbremsbacken

Illustrations drum brake shoes - Ilustraciones zapatas freno de tambor - Illustrations Mâchoires de frein à tambour - Illustrazioni ganasce freno

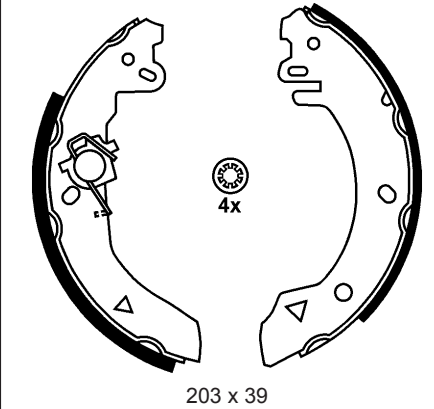
**03.0137-0232.2 650232 03.0137-0235.2 650235 03.0137-0236.2 650236**



250 x 51

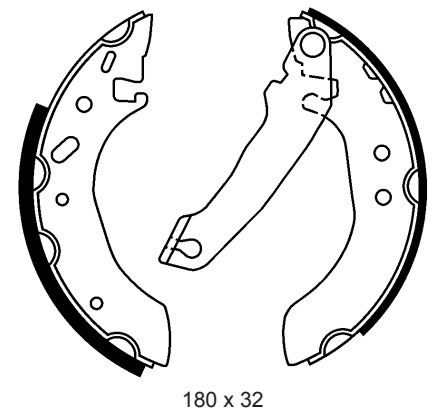


180 x 32

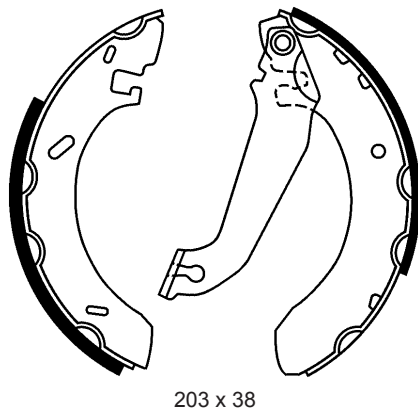


203 x 39

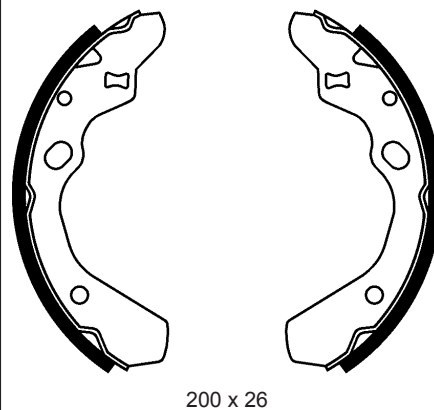
**03.0137-0237.2 650237 03.0137-0238.2 650238 03.0137-0239.2 650239**



180 x 32

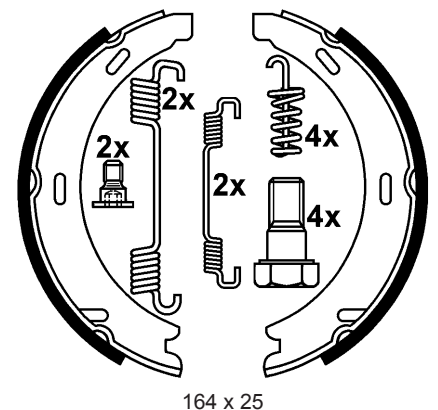


203 x 38

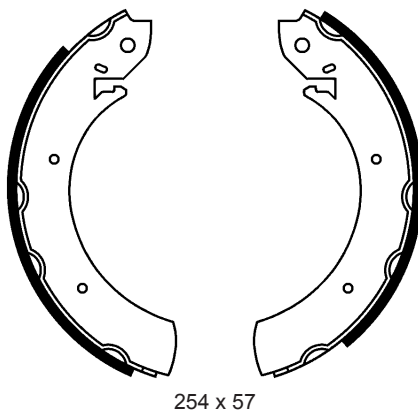


200 x 26

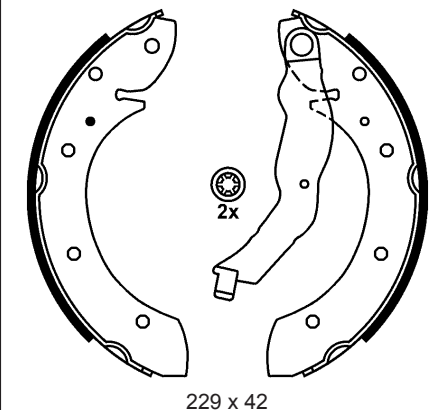
**03.0137-0244.2 650244 03.0137-0245.2 650245 03.0137-0247.2 650247**



164 x 25

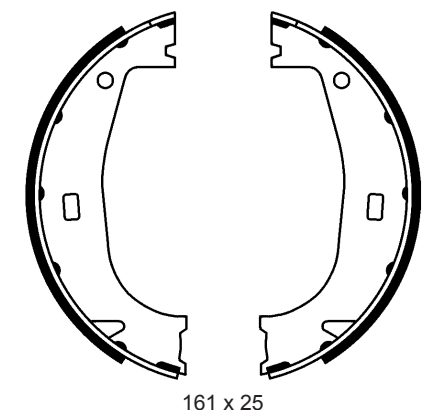


254 x 57

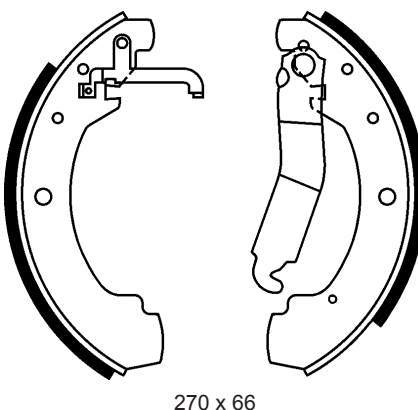


229 x 42

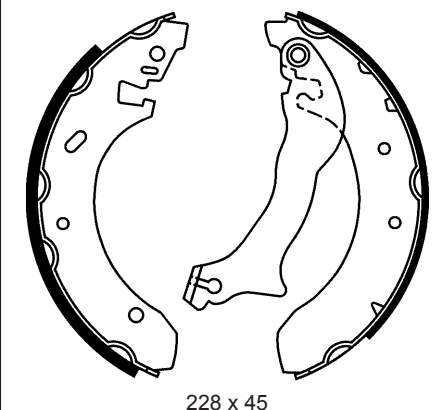
**03.0137-0248.2 650248 03.0137-0252.2 650252 03.0137-0253.2 650253**



161 x 25



270 x 66

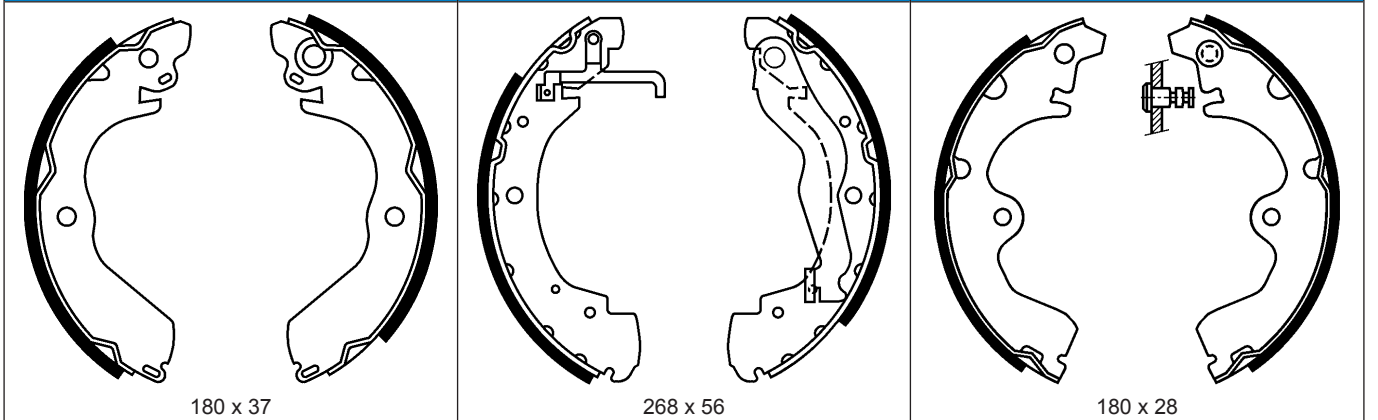


228 x 45

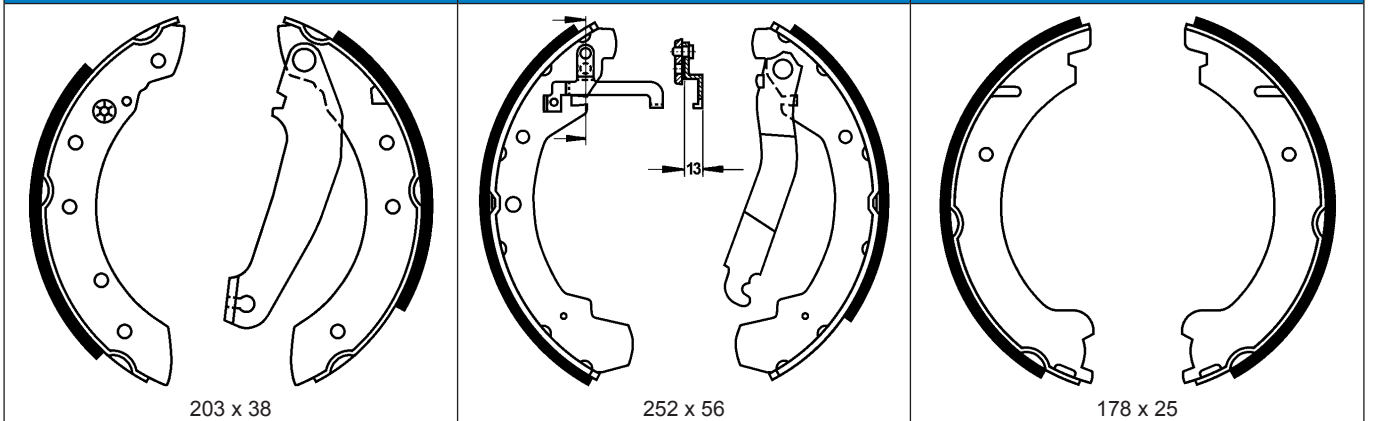
# Abbildungen Trommelbremsbacken

Illustrations drum brake shoes - Ilustraciones zapatas freno de tambor - Illustrations Mâchoires de frein à tambour - Illustrazioni ganasce freno

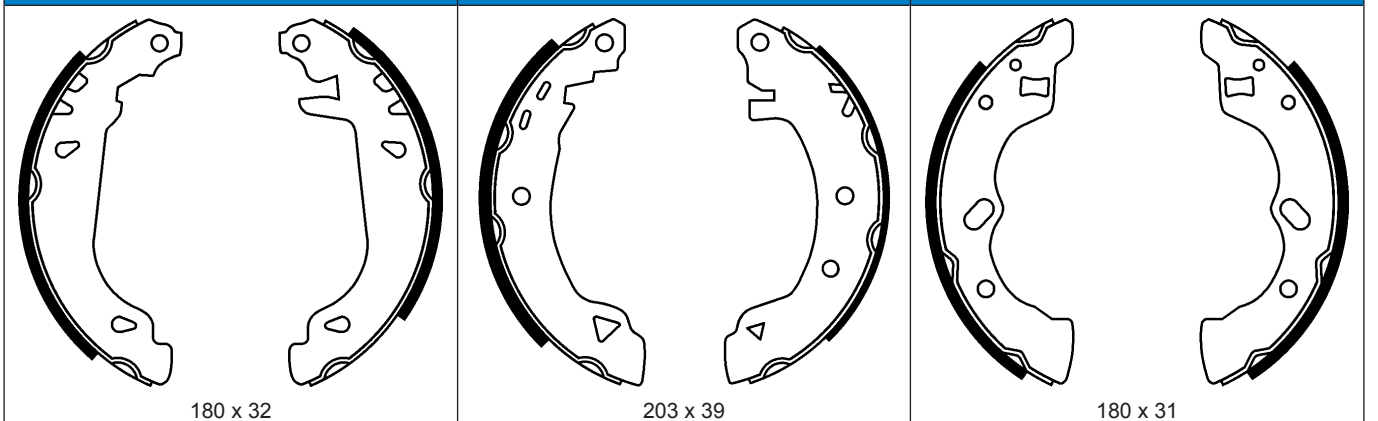
**03.0137-0255.2 650255 03.0137-0256.2 650256 03.0137-0257.2 650257**



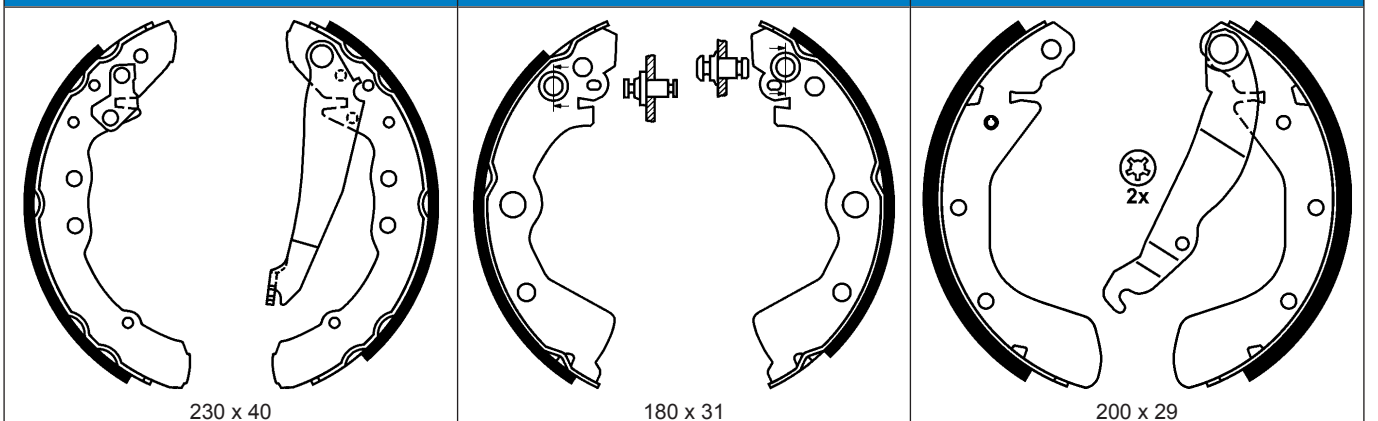
**03.0137-0258.2 650258 03.0137-0259.2 650259 03.0137-0260.2 650260**



**03.0137-0261.2 650261 03.0137-0262.2 650262 03.0137-0263.2 650263**



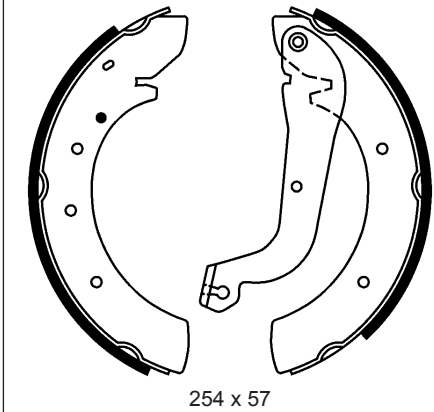
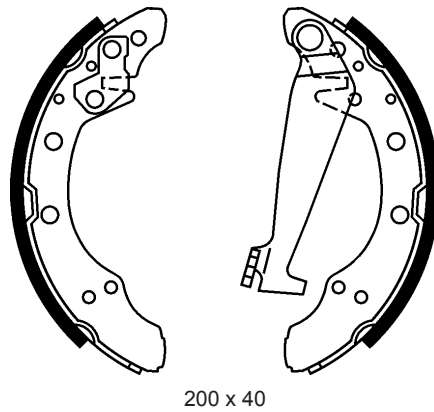
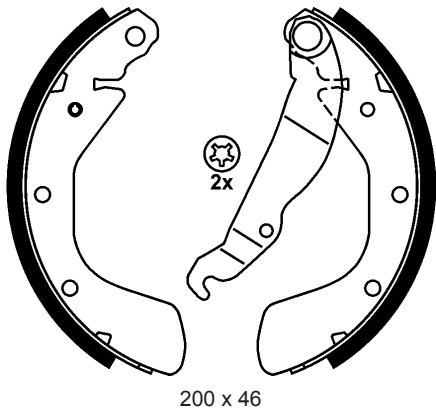
**03.0137-0264.2 650264 03.0137-0265.2 650265 03.0137-0266.2 650266**



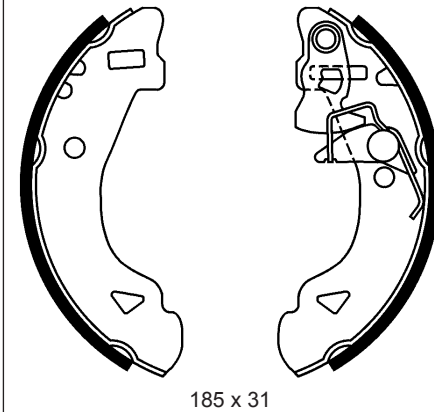
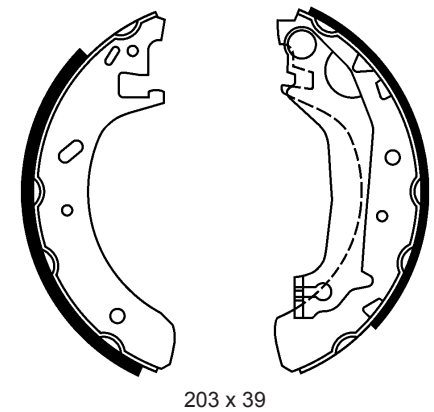
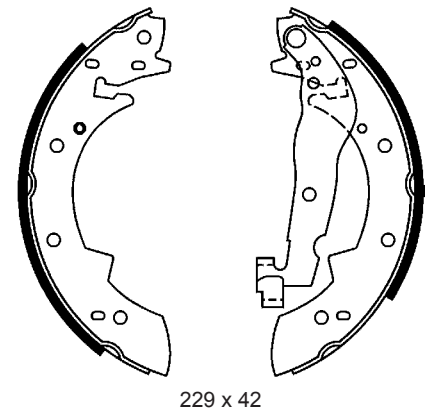
# Abbildungen Trommelbremsbacken

Illustrations drum brake shoes - Ilustraciones zapatas freno de tambor - Illustrations Mâchoires de frein à tambour - Illustrazioni ganasce freno

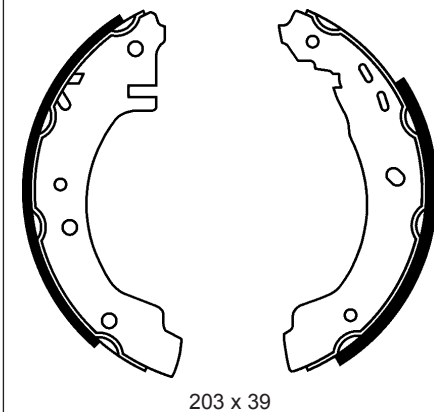
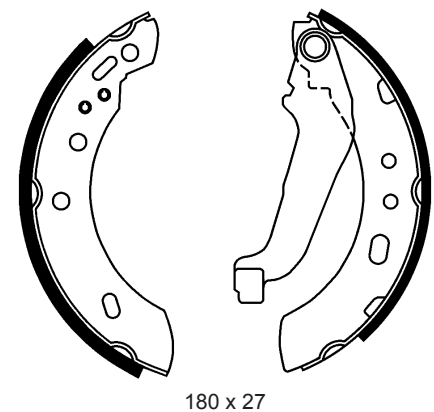
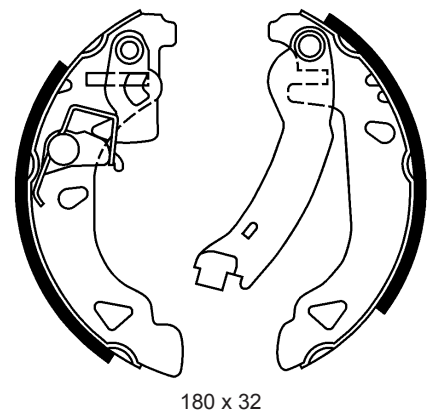
**03.0137-0267.2 650267 03.0137-0268.2 650268 03.0137-0269.2 650269**



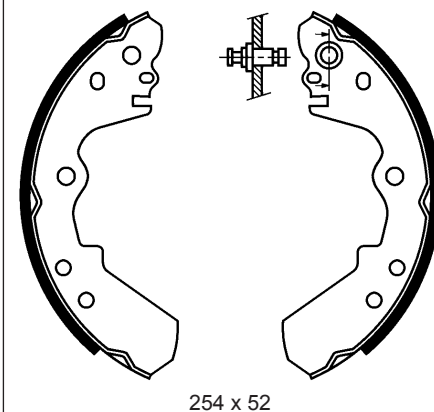
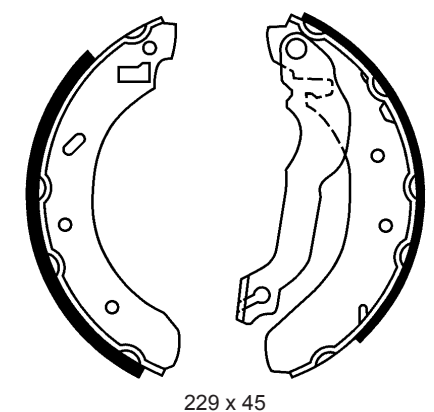
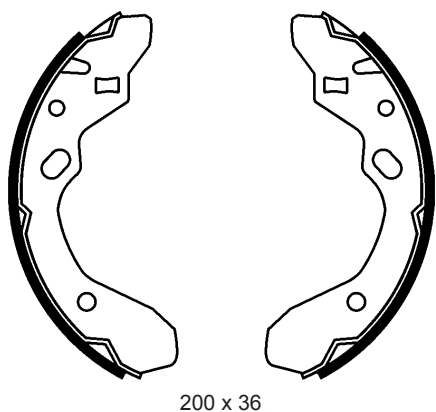
**03.0137-0271.2 650271 03.0137-0272.2 650272 03.0137-0273.2 650273**



**03.0137-0274.2 650274 03.0137-0275.2 650275 03.0137-0276.2 650276**



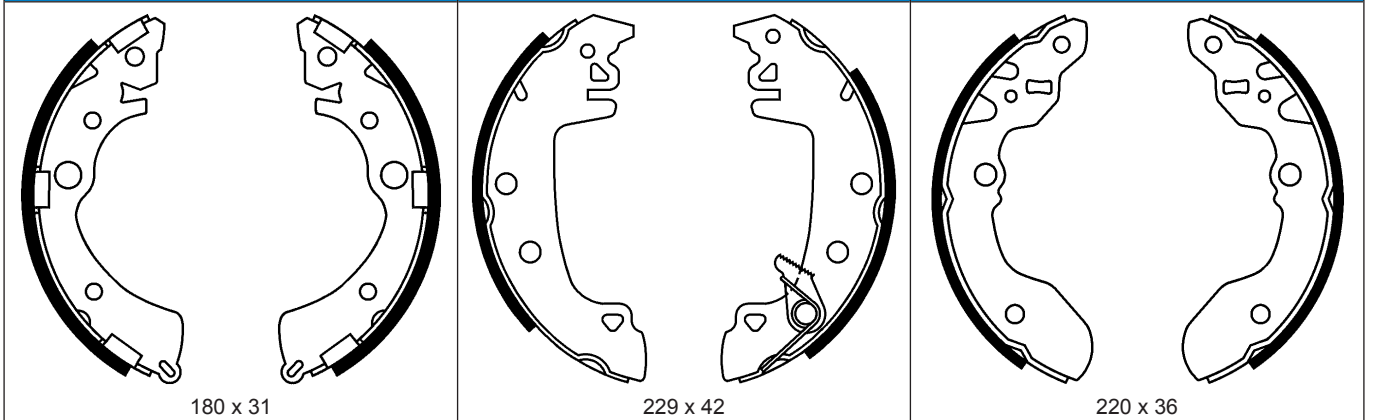
**03.0137-0278.2 650278 03.0137-0282.2 650282 03.0137-0283.2 650283**



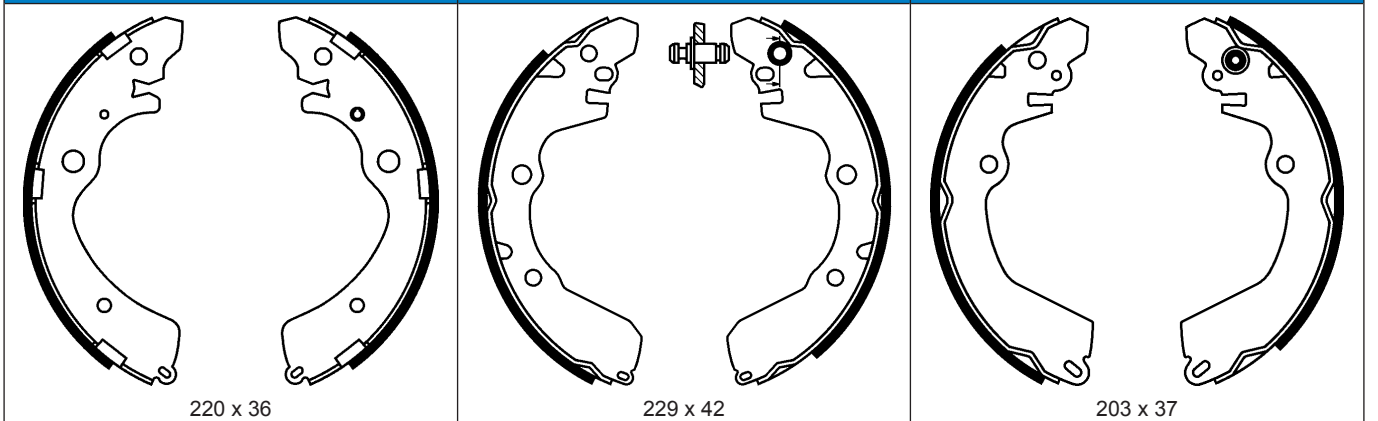
# Abbildungen Trommelbremsbacken

Illustrations drum brake shoes - Ilustraciones zapatas freno de tambor - Illustrations Mâchoires de frein à tambour - Illustrazioni ganasce freno

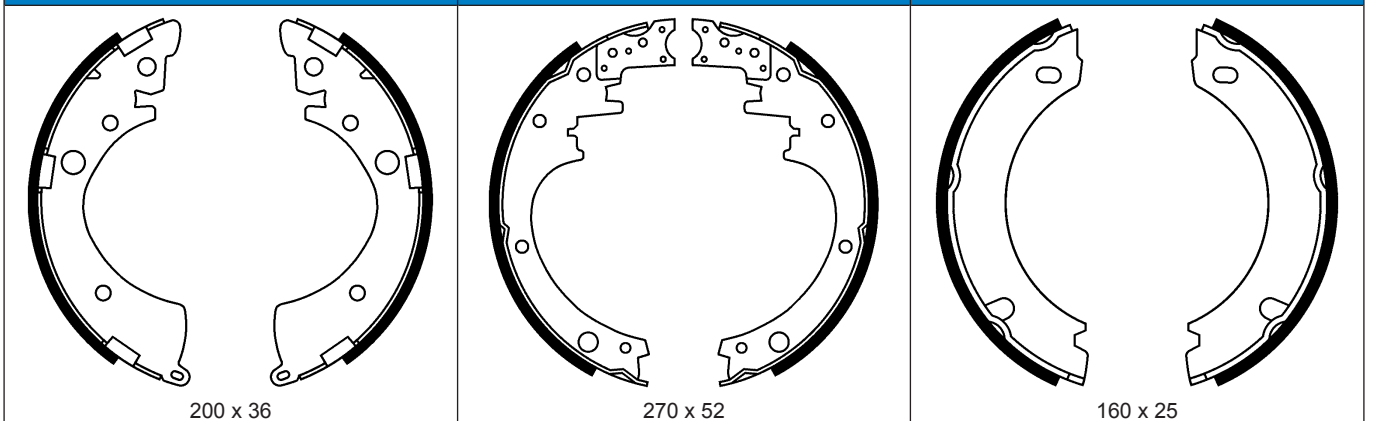
**03.0137-0284.2 650284 03.0137-0285.2 650285 03.0137-0286.2 650286**



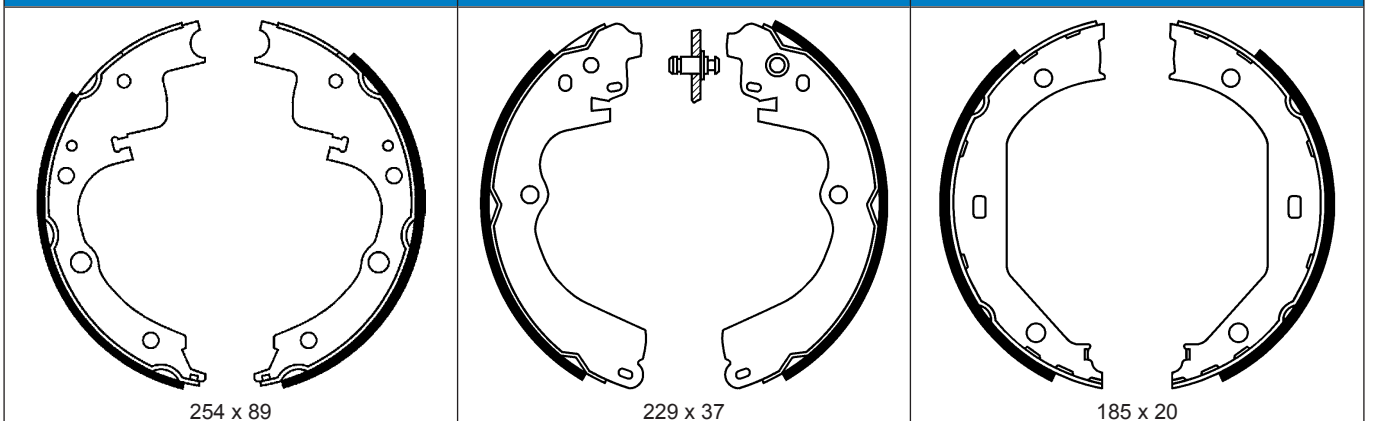
**03.0137-0287.2 650287 03.0137-0288.2 650288 03.0137-0289.2 650289**



**03.0137-0294.2 650294 03.0137-0297.2 650297 03.0137-0299.2 650299**



**03.0137-0300.2 650300 03.0137-0302.2 650302 03.0137-0305.2 650305**

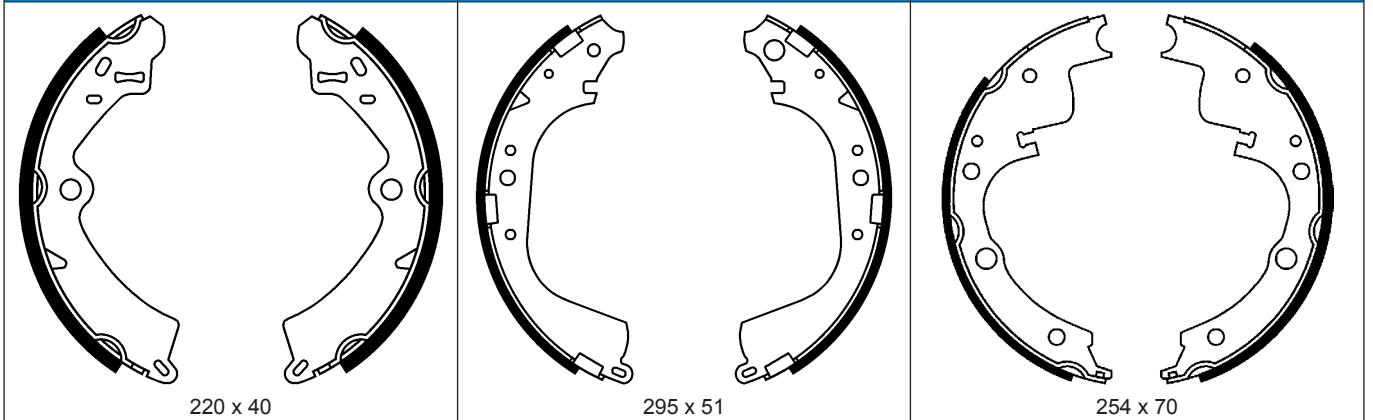




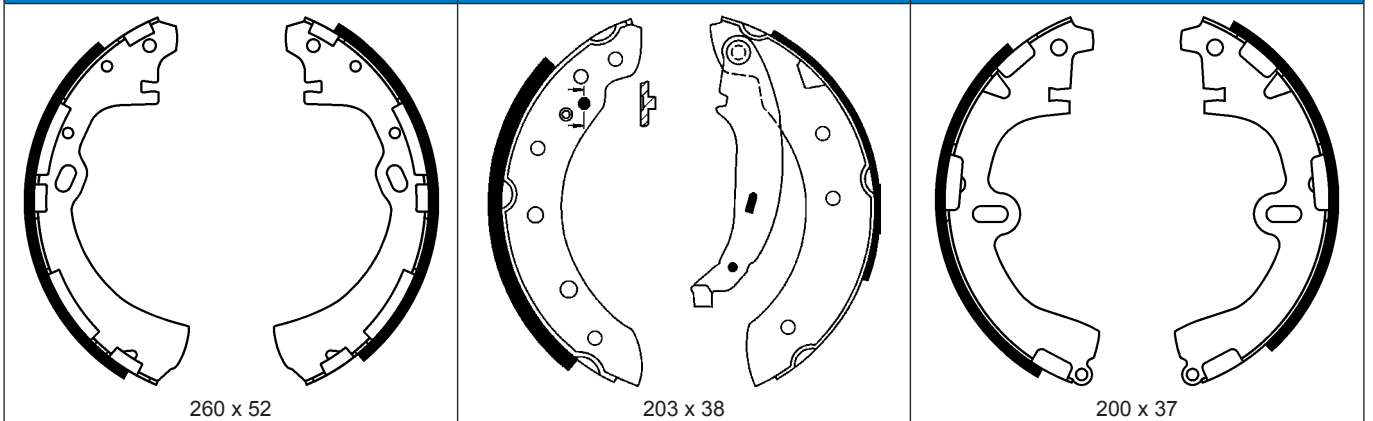
# Abbildungen Trommelbremsbacken

Illustrations drum brake shoes - Ilustraciones zapatas freno de tambor - Illustrations Mâchoires de frein à tambour - Illustrazioni ganasce freno

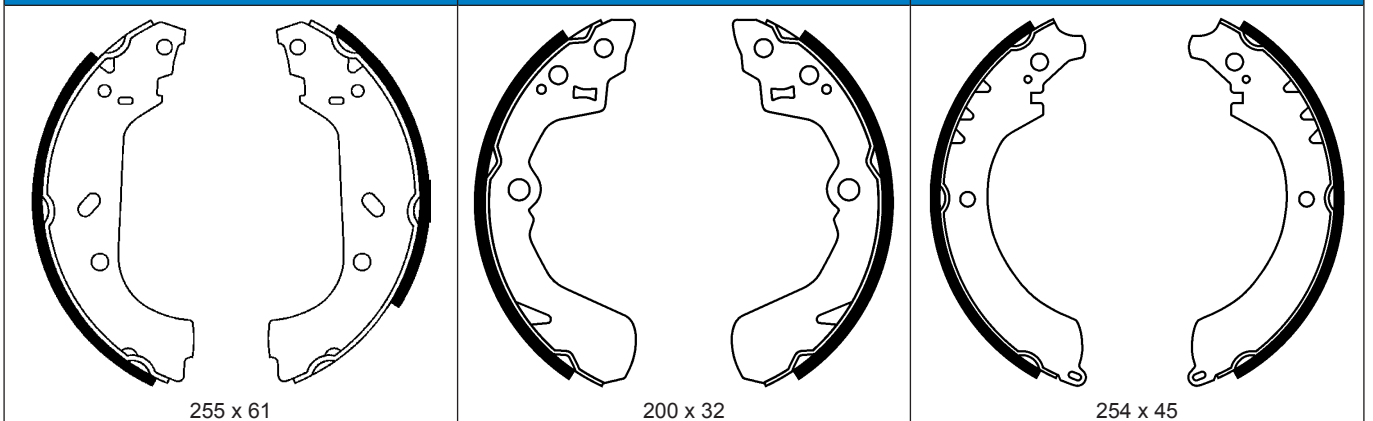
**03.0137-0306.2 650306 03.0137-0308.2 650308 03.0137-0309.2 650309**



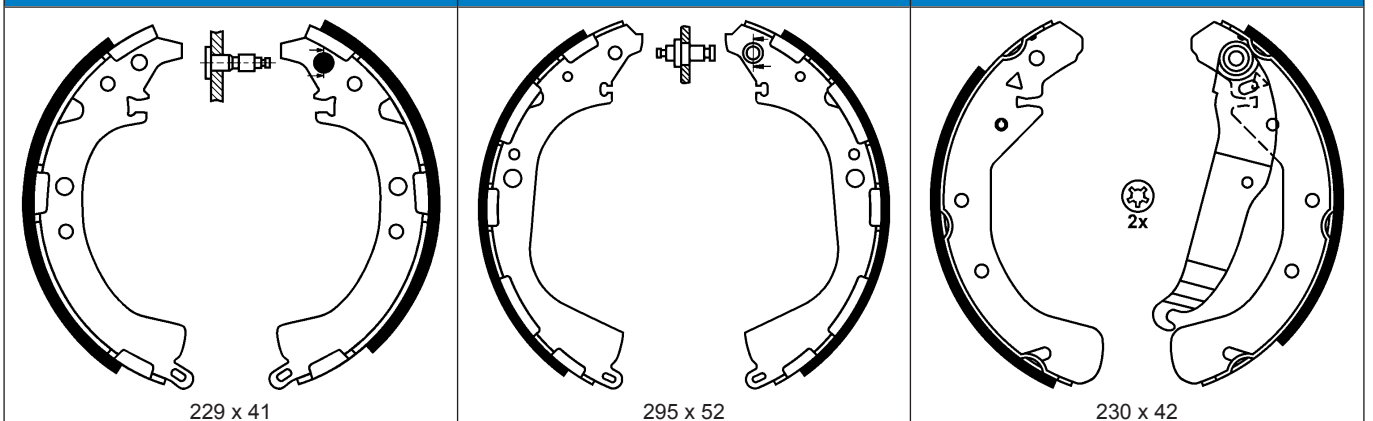
**03.0137-0310.2 650310 03.0137-0312.2 650312 03.0137-0313.2 650313**



**03.0137-0314.2 650314 03.0137-0315.2 650315 03.0137-0316.2 650316**



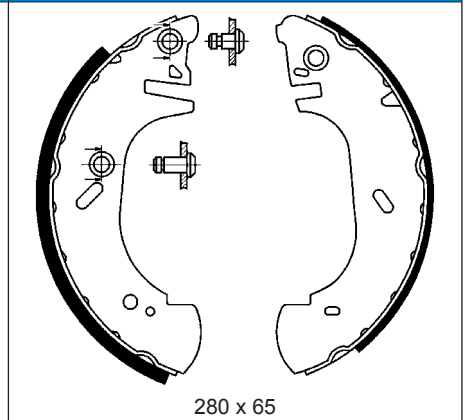
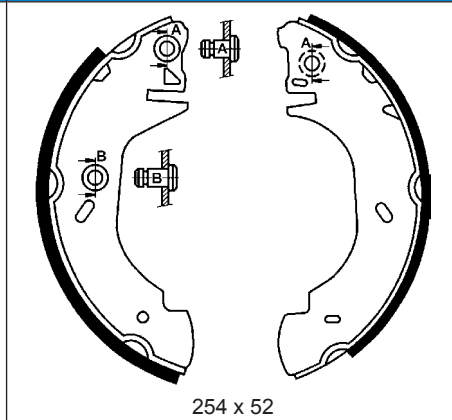
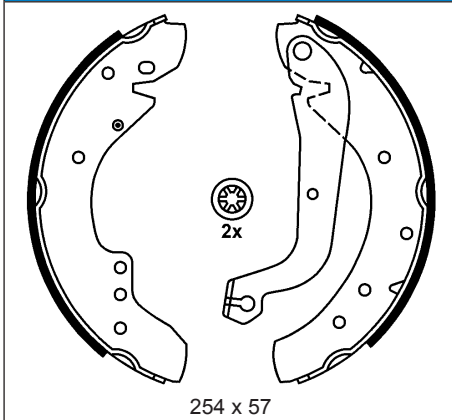
**03.0137-0318.2 650318 03.0137-0319.2 650319 03.0137-0322.2 650322**



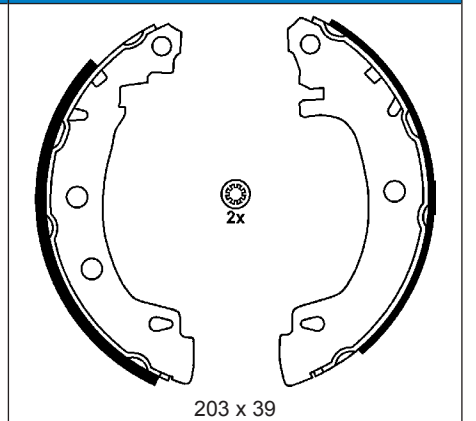
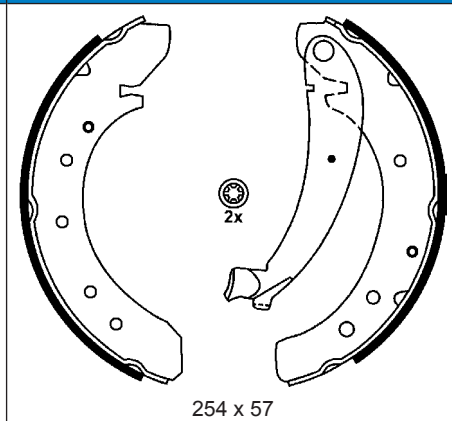
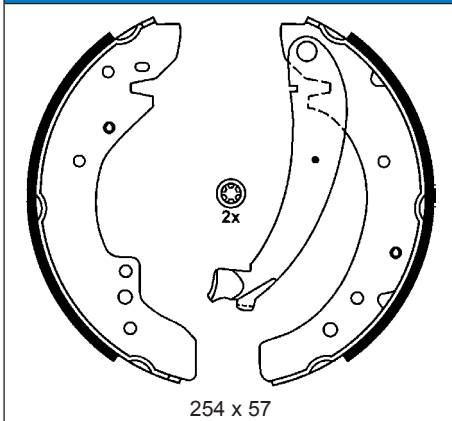
# Abbildungen Trommelbremsbacken

Illustrations drum brake shoes - Ilustraciones zapatas freno de tambor - Illustrations Mâchoires de frein à tambour - Illustrazioni ganasce freno

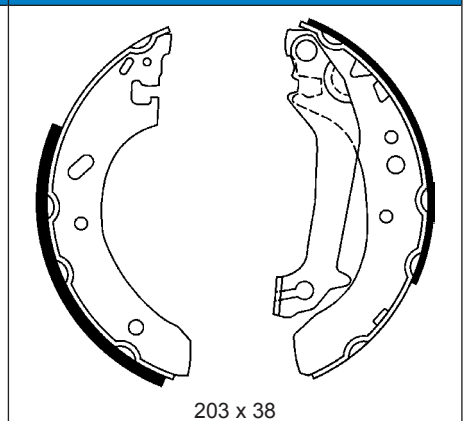
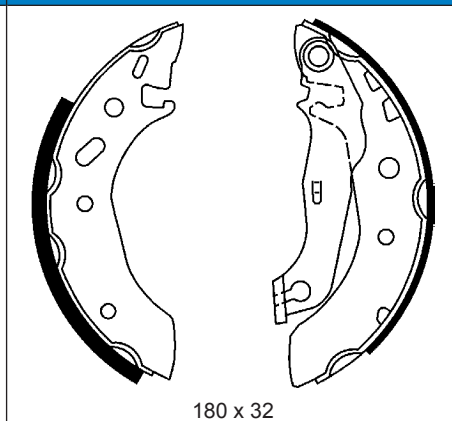
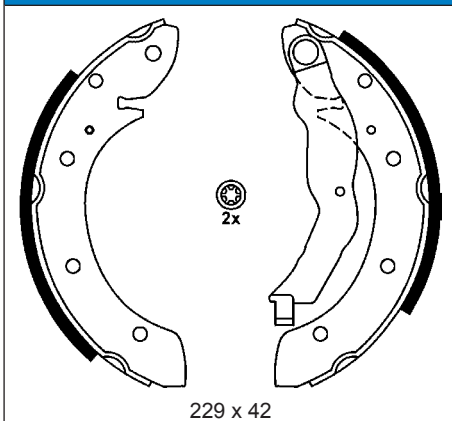
**03.0137-0330.2 650330 03.0137-0331.2 650331 03.0137-0332.2 650332**



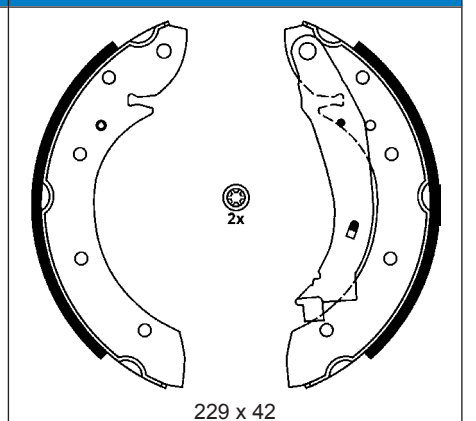
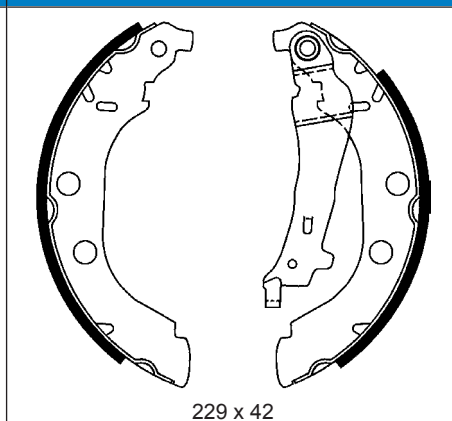
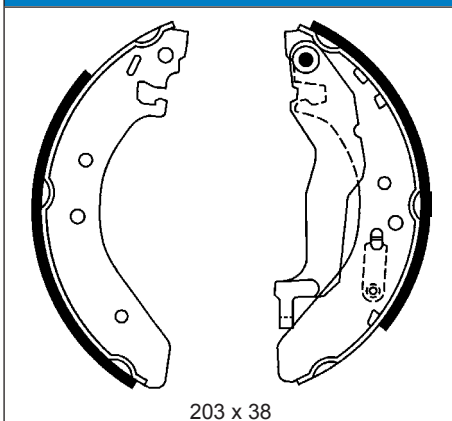
**03.0137-0333.2 650333 03.0137-0334.2 650334 03.0137-0335.2 650335**



**03.0137-0336.2 650336 03.0137-0337.2 650337 03.0137-0338.2 650338**



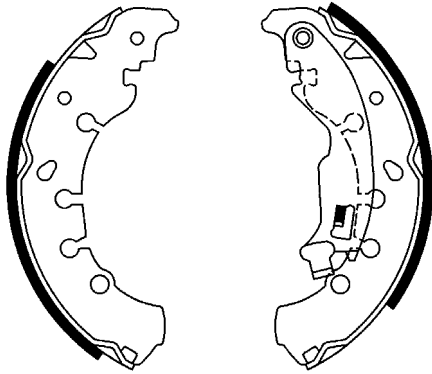
**03.0137-0339.2 650339 03.0137-0340.2 650340 03.0137-0341.2 650341**



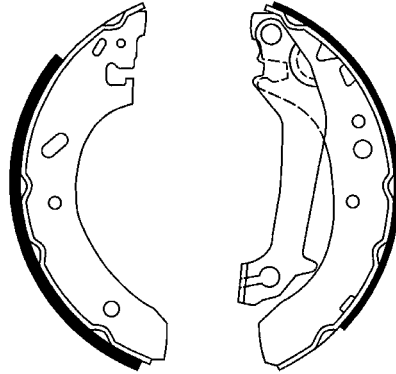
# Abbildungen Trommelbremsbacken

Illustrations drum brake shoes - Ilustraciones zapatas freno de tambor - Illustrations Mâchoires de frein à tambour - Illustrazioni ganasce freno

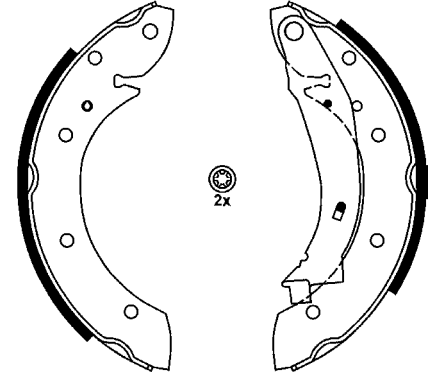
**03.0137-0345.2 650345 03.0137-0346.2 650346 03.0137-0347.2 650347**



203 x 38

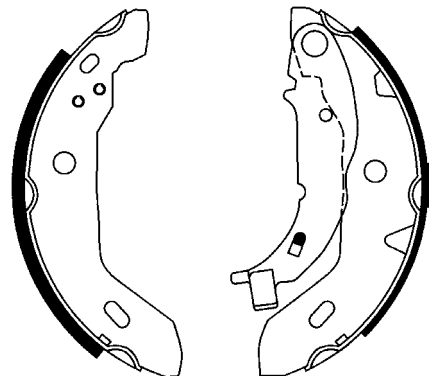


203 x 38

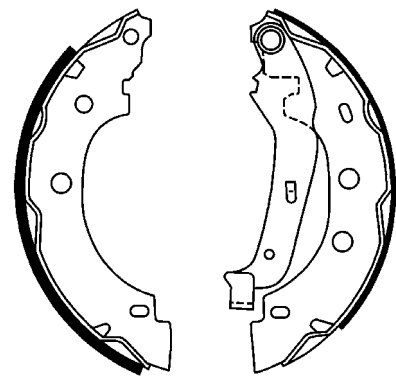


229 x 42

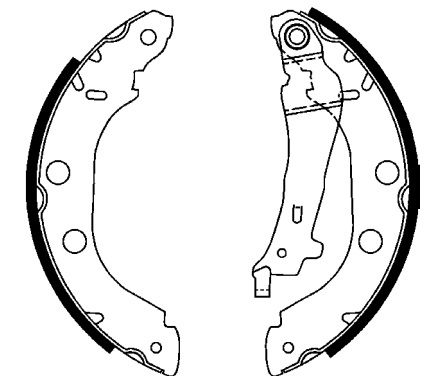
**03.0137-0349.2 650349 03.0137-0350.2 650350 03.0137-0351.2 650351**



180 x 42

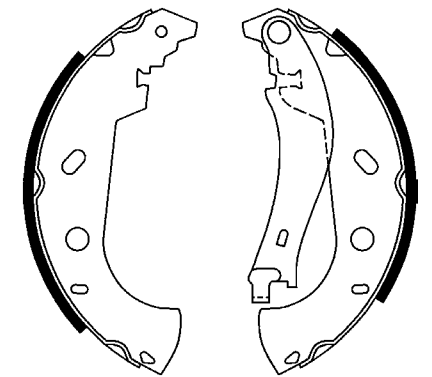


203 x 39

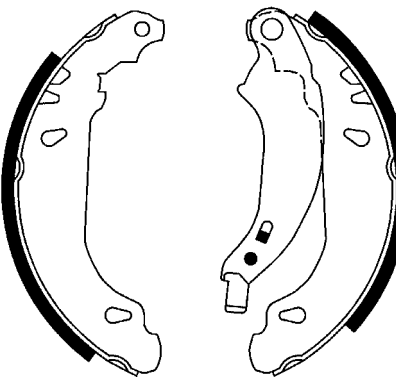


229 x 42

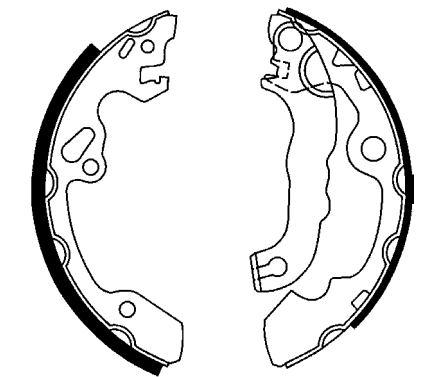
**03.0137-0352.2 650352 03.0137-0354.2 650354 03.0137-0356.2 650356**



228 x 43

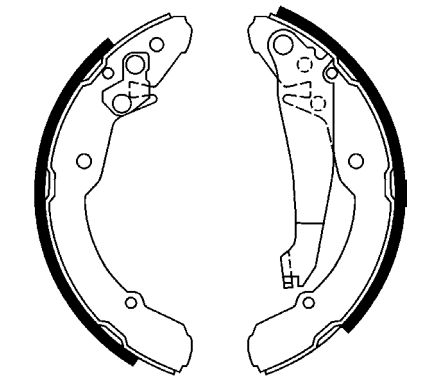


180 x 32

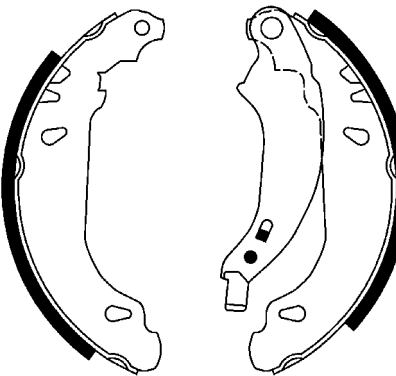


203 x 38

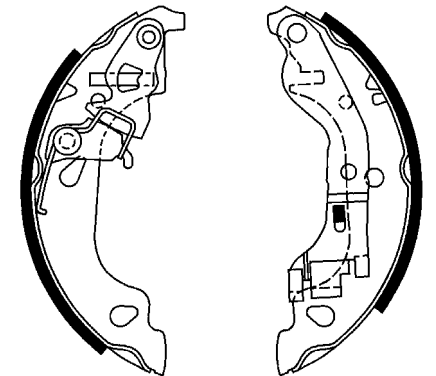
**03.0137-0357.2 650357 03.0137-0358.2 650358 03.0137-0359.2 650359**



230 x 32



180 x 42

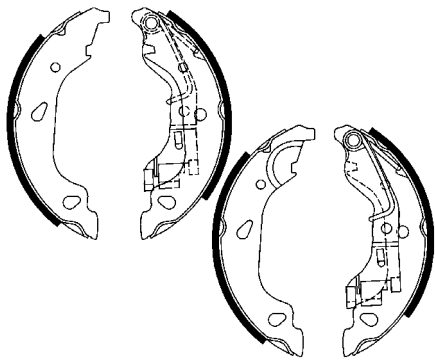


180 x 32

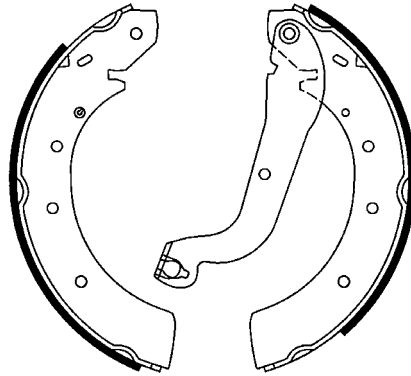
# Abbildungen Trommelbremsbacken

Illustrations drum brake shoes - Ilustraciones zapatas freno de tambor - Illustrations Mâchoires de frein à tambour - Illustrazioni ganasce freno

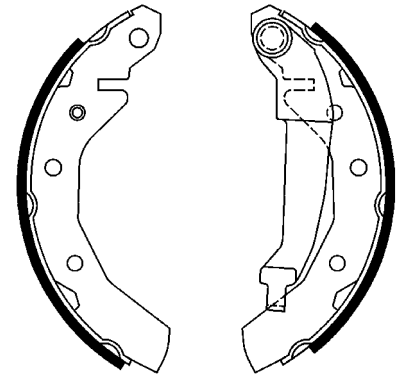
**03.0137-0360.2 650360 03.0137-0361.2 650361 03.0137-0363.2 650363**



180 x 32

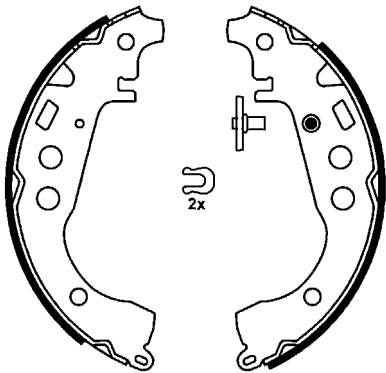


254 x 57

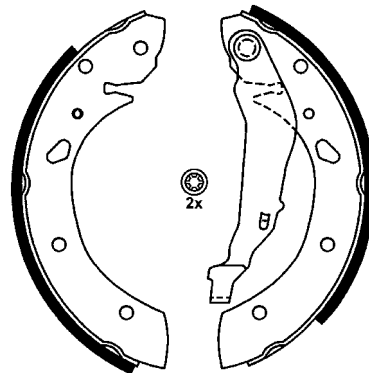


180 x 31

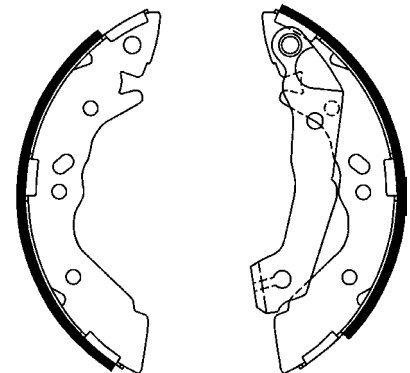
**03.0137-0364.2 650364 03.0137-0365.2 650365 03.0137-0366.2 650366**



200 x 32

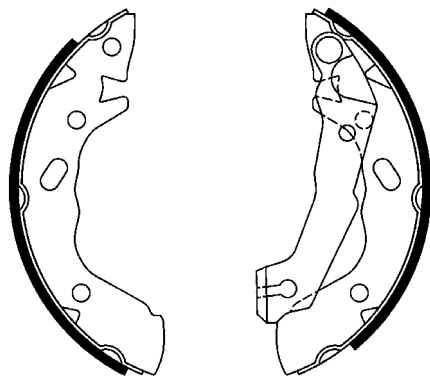


229 x 37

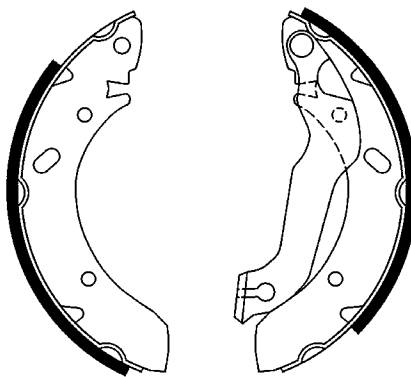


180 x 32

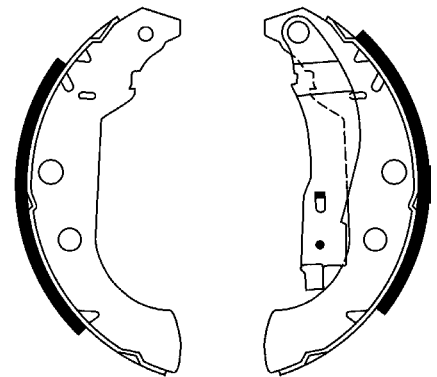
**03.0137-0367.2 650367 03.0137-0369.2 650369 03.0137-0370.2 650370**



180 x 37

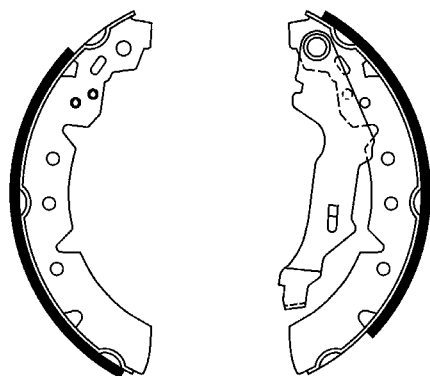


203 x 39

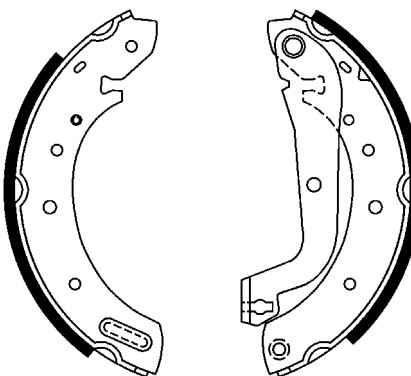


229 x 42

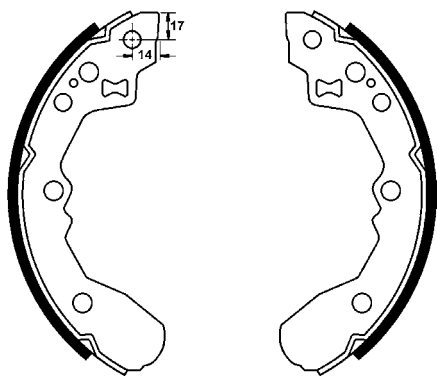
**03.0137-0375.2 650375 03.0137-0376.2 650376 03.0137-0377.2 650377**



200 x 37



254 x 58

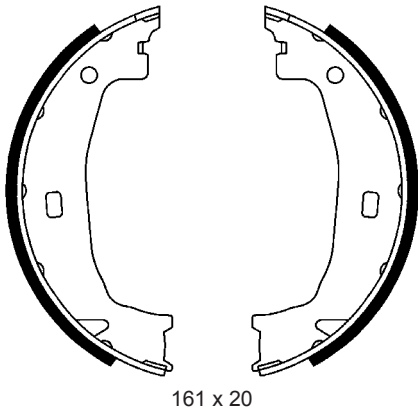


200 x 36

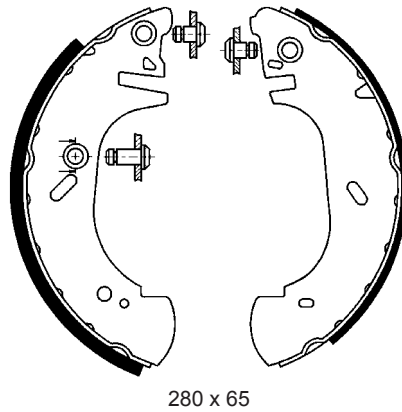
# Abbildungen Trommelbremsbacken

Illustrations drum brake shoes - Ilustraciones zapatas freno de tambor - Illustrations Mâchoires de frein à tambour - Illustrazioni ganasce freno

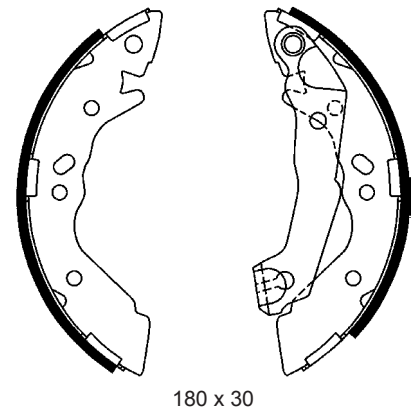
**03.0137-0379.2 650379 03.0137-0382.2 650382 03.0137-0386.2 650386**



161 x 20

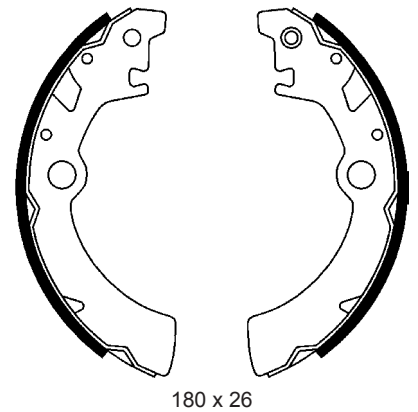


280 x 65

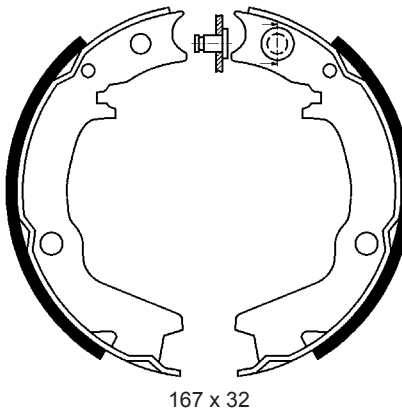


180 x 30

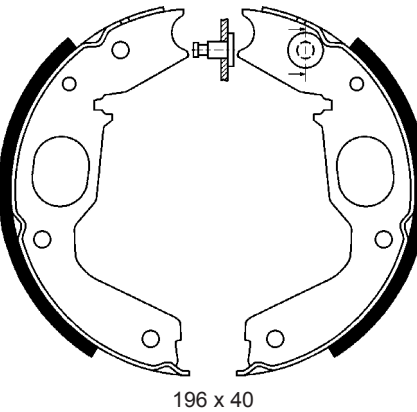
**03.0137-0387.2 650387 03.0137-0389.2 650389 03.0137-0390.2 650390**



180 x 26

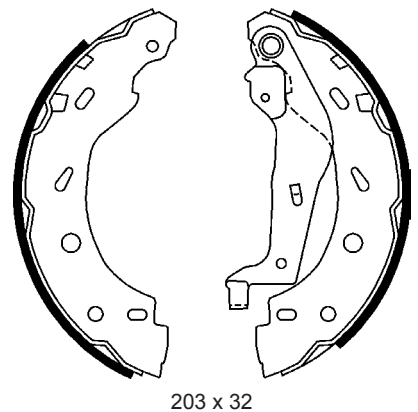


167 x 32

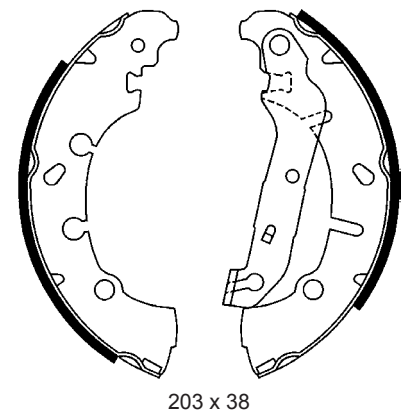


196 x 40

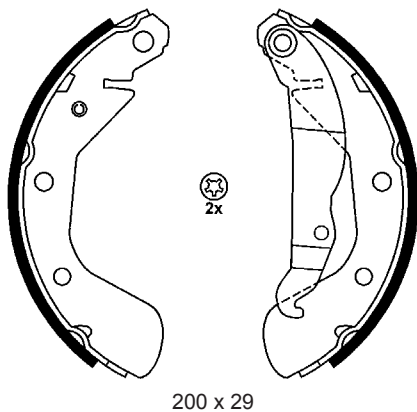
**03.0137-0393.2 650393 03.0137-0394.2 650394 03.0137-0395.2 650395**



203 x 32

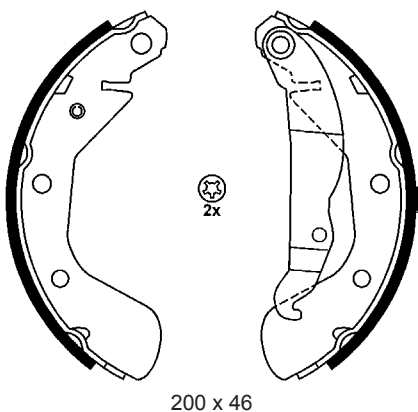


203 x 38

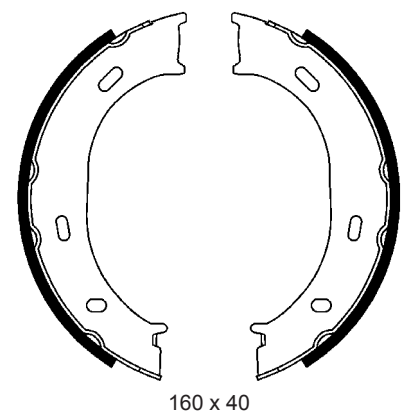


200 x 29

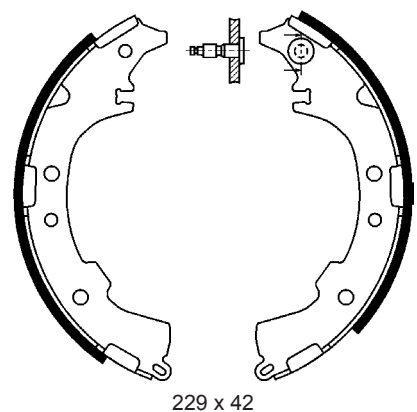
**03.0137-0396.2 650396 03.0137-0397.2 650397 03.0137-0398.2 650398**



200 x 46



160 x 40

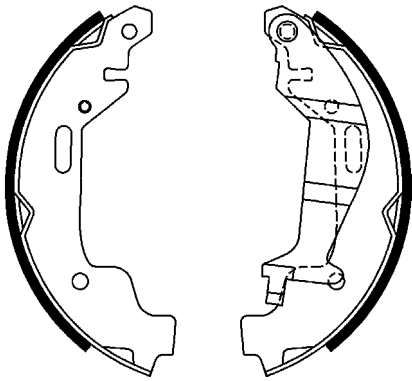


229 x 42

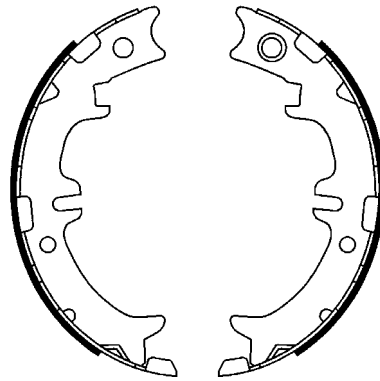
# Abbildungen Trommelbremsbacken

Illustrations drum brake shoes - Ilustraciones zapatas freno de tambor - Illustrations Mâchoires de frein à tambour - Illustrazioni ganasce freno

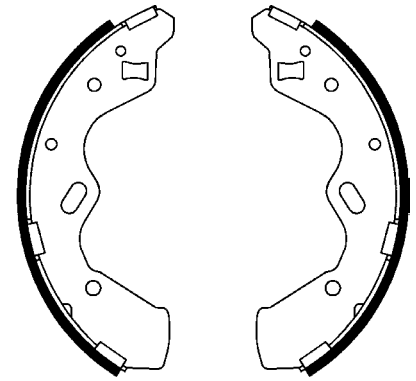
**03.0137-0399.2 650399 03.0137-0400.2 650400 03.0137-0401.2 650401**



180 x 26

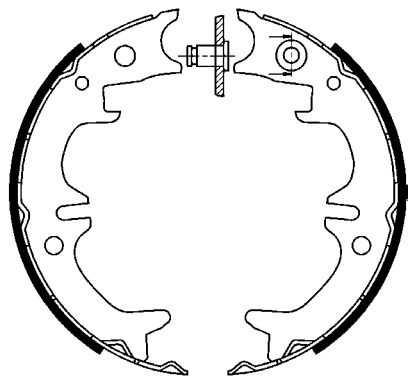


190 x 45

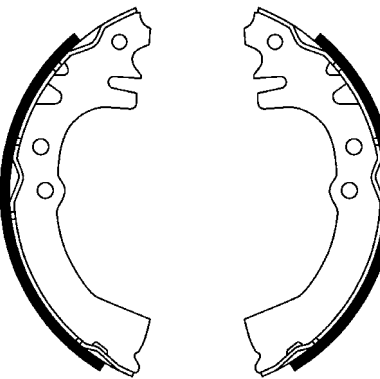


200 x 31

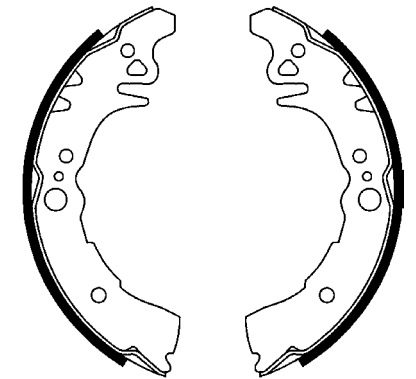
**03.0137-0402.2 650402 03.0137-0404.2 650404 03.0137-0406.2 650406**



170 x 40

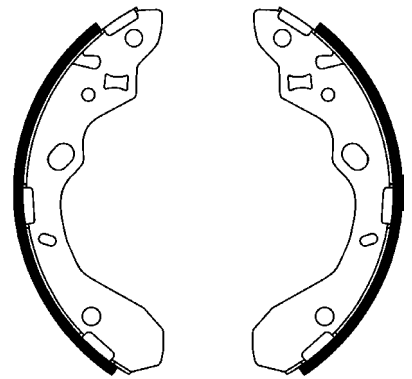


165 x 28

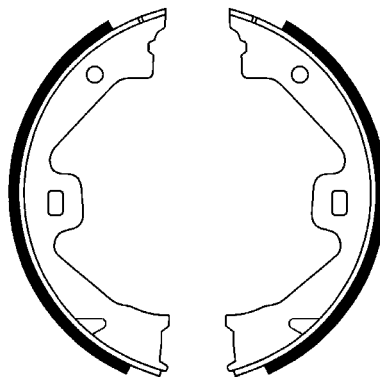


180 x 38

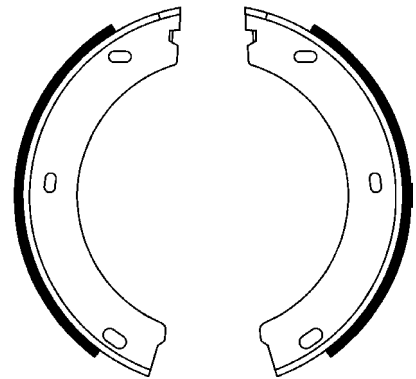
**03.0137-0407.2 650407 03.0137-0408.2 650408 03.0137-0409.2 650409**



200 x 36

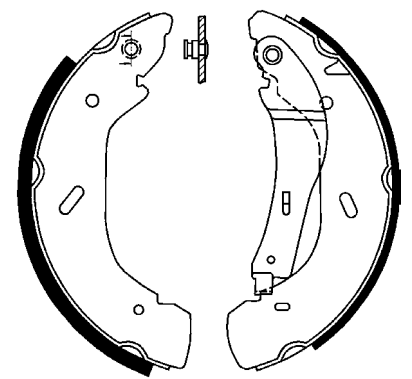


160 x 20

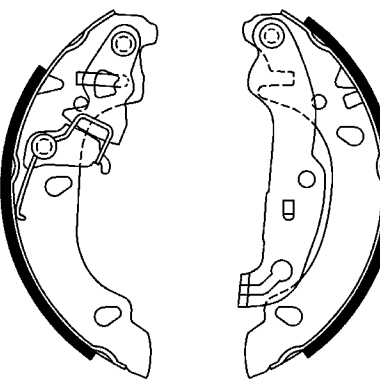


186 x 20

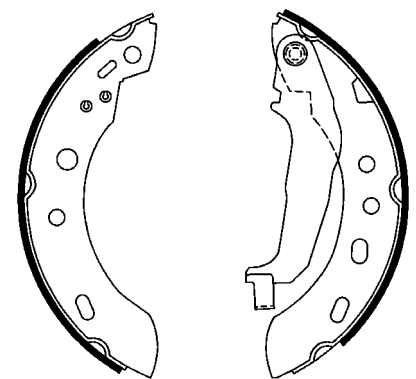
**03.0137-0411.2 650411 03.0137-0412.2 650412 03.0137-0413.2 650413**



280 x 65



180 x 32



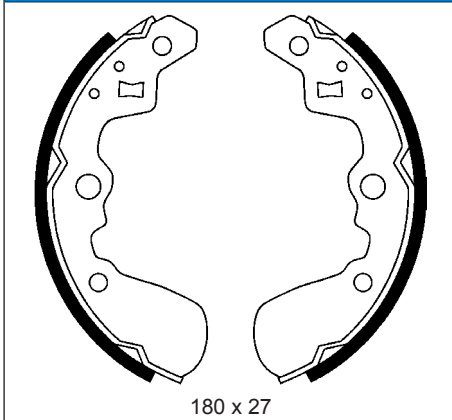
180 x 27



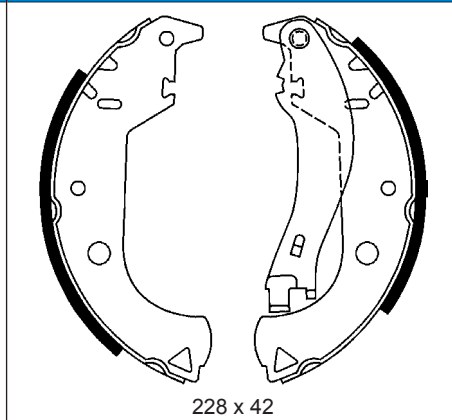
# Abbildungen Trommelbremsbacken

Illustrations drum brake shoes - Ilustraciones zapatas freno de tambor - Illustrations Mâchoires de frein à tambour - Illustrazioni ganasce freno

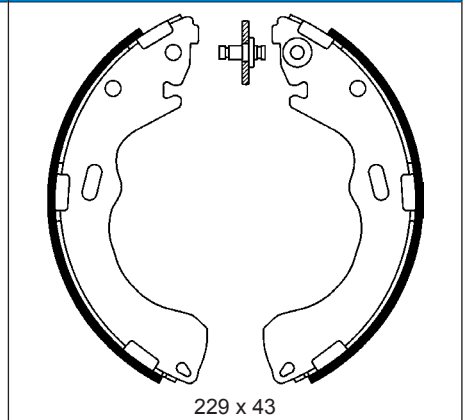
**03.0137-0414.2 650414**   **03.0137-0415.2 650415**   **03.0137-0416.2 650416**



180 x 27

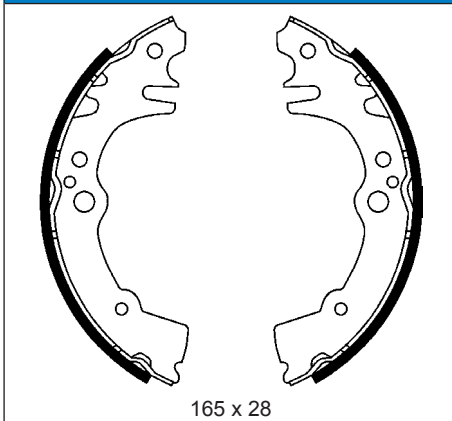


228 x 42

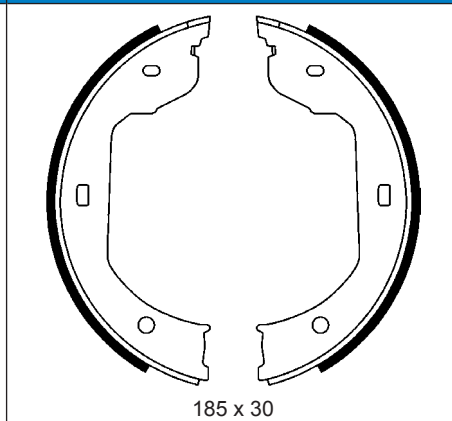


229 x 43

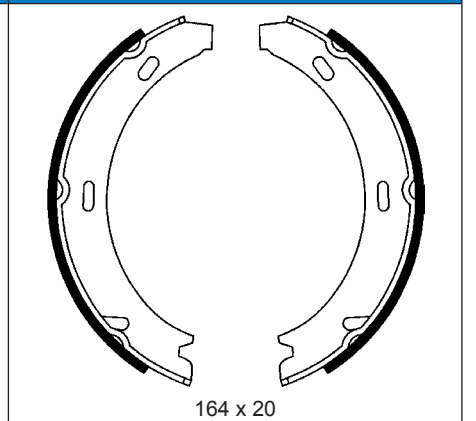
**03.0137-0417.2 650417**   **03.0137-0419.2 650419**   **03.0137-0421.2 650421**



165 x 28

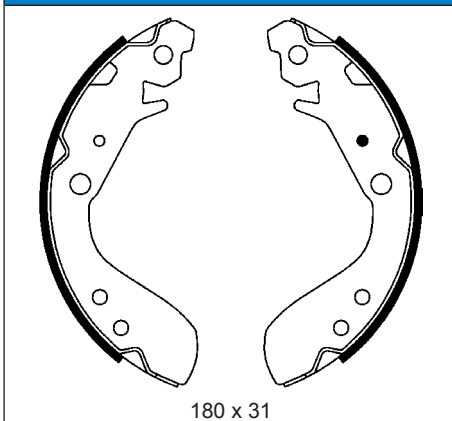


185 x 30

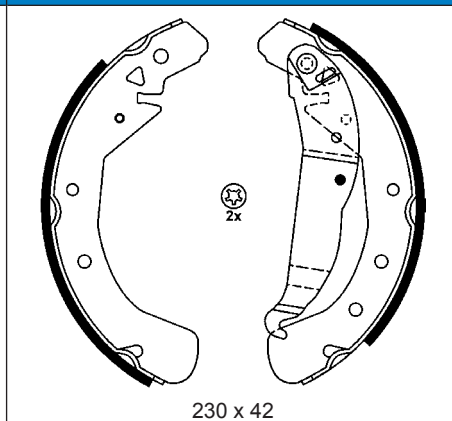


164 x 20

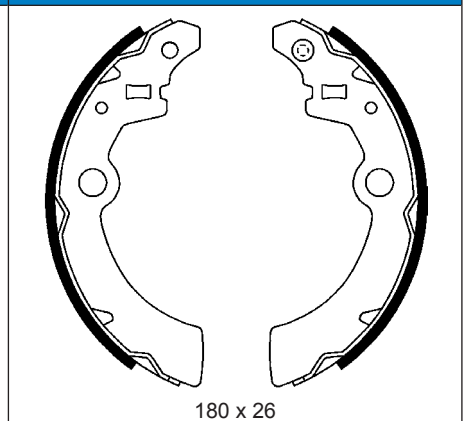
**03.0137-0422.2 650422**   **03.0137-0424.2 650424**   **03.0137-0425.2 650425**



180 x 31

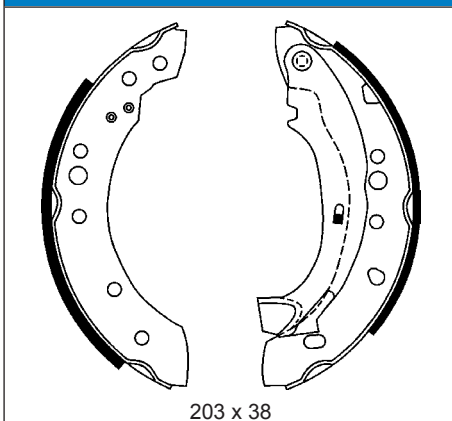


230 x 42

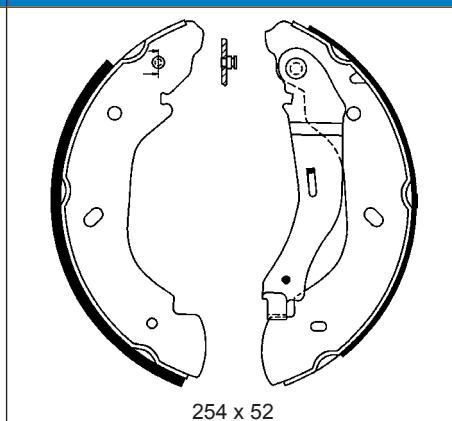


180 x 26

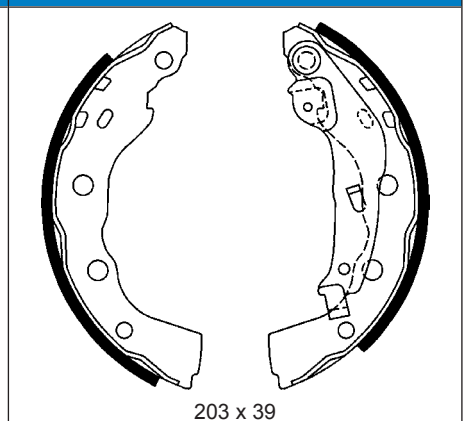
**03.0137-0426.2 650426**   **03.0137-0427.2 650427**   **03.0137-0428.2 650428**



203 x 38



254 x 52

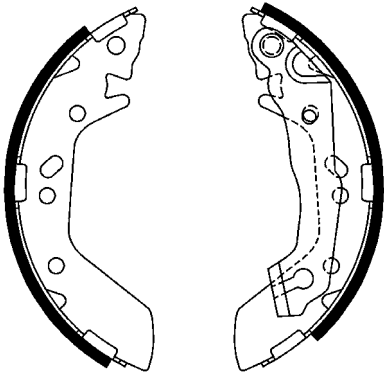


203 x 39

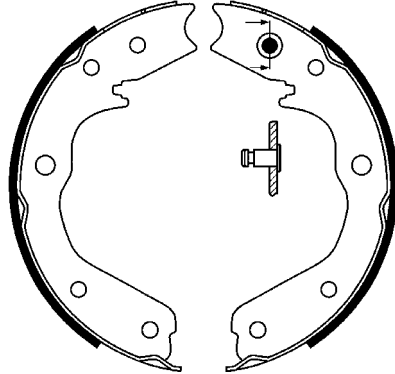
# Abbildungen Trommelbremsbacken

Illustrations drum brake shoes - Ilustraciones zapatas freno de tambor - Illustrations Mâchoires de frein à tambour - Illustrazioni ganasce freno

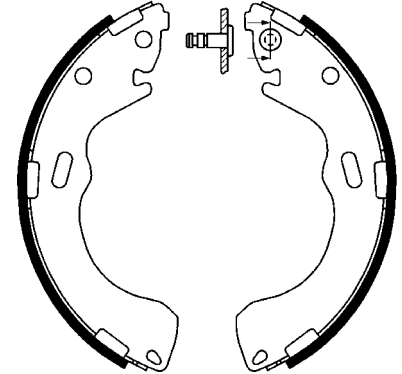
**03.0137-0429.2 650429 03.0137-0430.2 650430 03.0137-0431.2 650431**



180 x 37

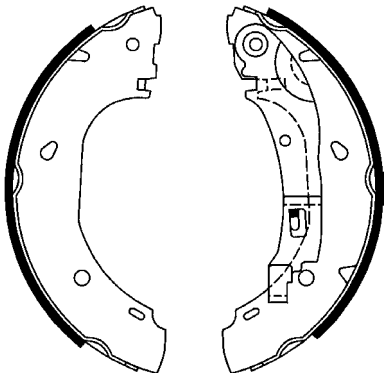


210 x 32

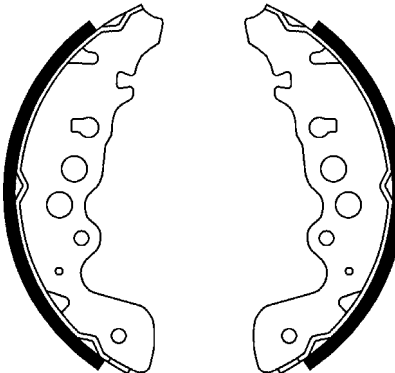


229 x 43

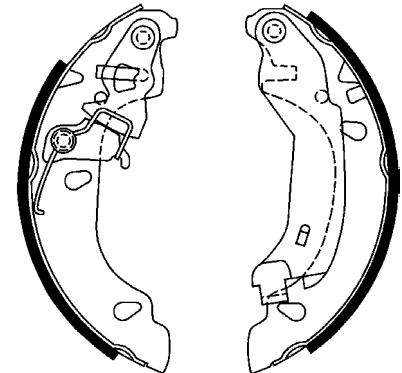
**03.0137-0432.2 650432 03.0137-0433.2 650433 03.0137-0434.2 650434**



254 x 57

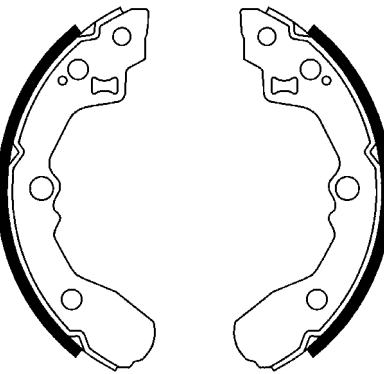


220 x 42

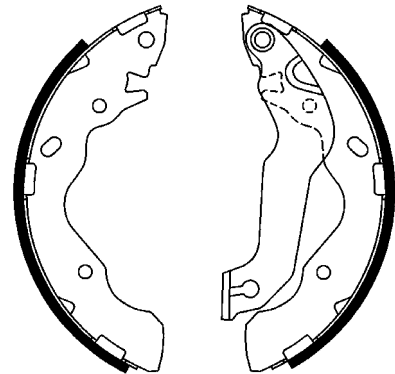


180 x 32

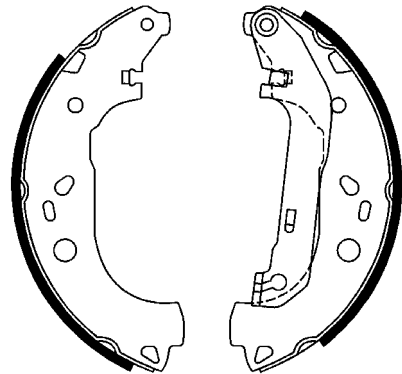
**03.0137-0436.2 650436 03.0137-0437.2 650437 03.0137-0438.2 650438**



200 x 26

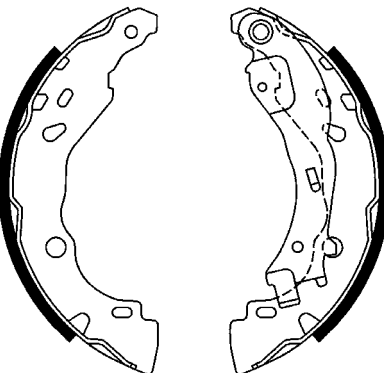


203 x 38

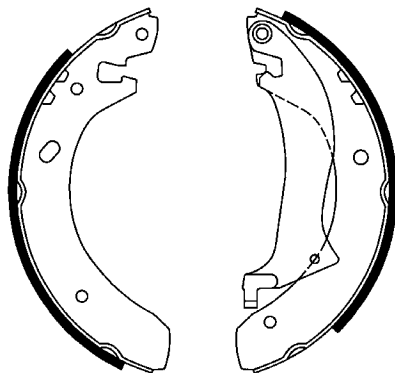


228 x 57

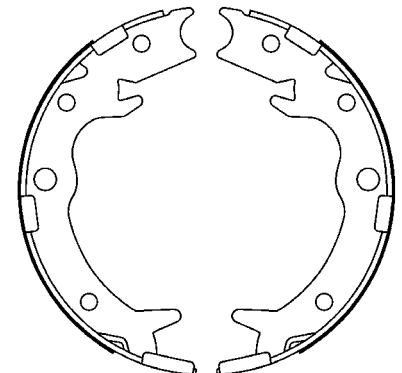
**03.0137-0439.2 650439 03.0137-0440.2 650440 03.0137-0442.2 650442**



203 x 39



254 x 39



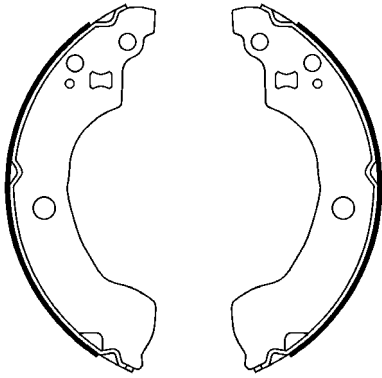
167 x 35



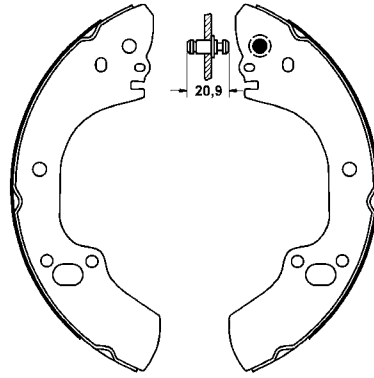
# Abbildungen Trommelbremsbacken

Illustrations drum brake shoes - Ilustraciones zapatas freno de tambor - Illustrations Mâchoires de frein à tambour - Illustrazioni ganasce freno

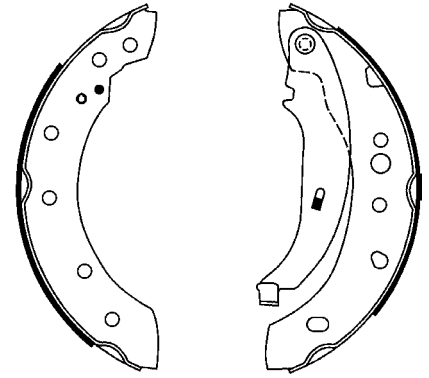
**03.0137-0443.2 650443 03.0137-0445.2 650445 03.0137-0446.2 650446**



203 x 37

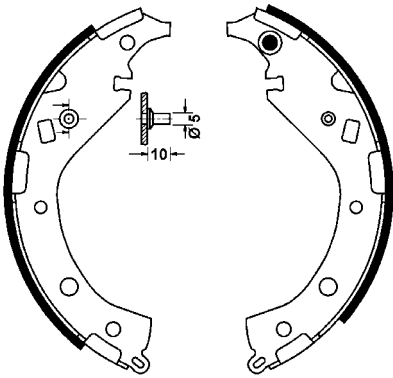


294 x 47

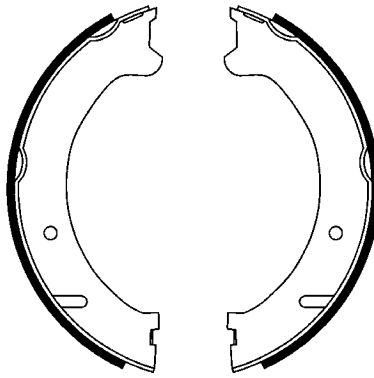


203 x 39

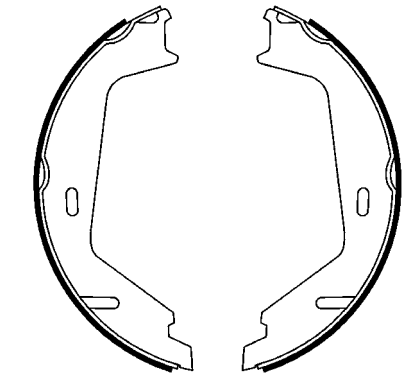
**03.0137-0448.2 650448 03.0137-0449.2 650449 03.0137-0450.2 650450**



228 x 42

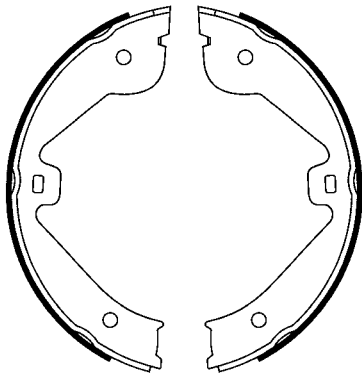


178 x 25

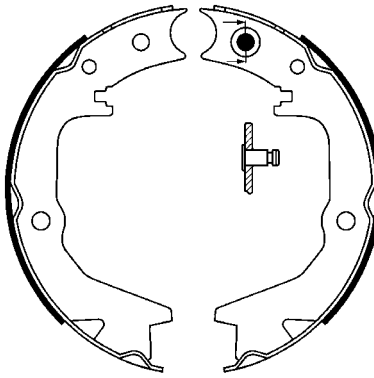


178 x 25

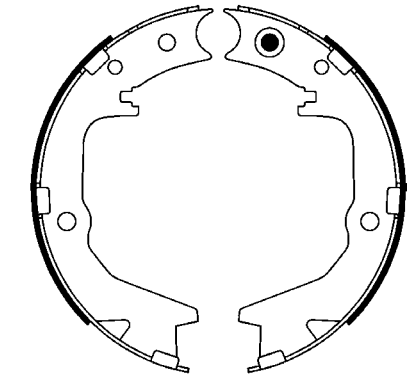
**03.0137-0451.2 650451 03.0137-0452.2 650452 03.0137-0453.2 650453**



210 x 30

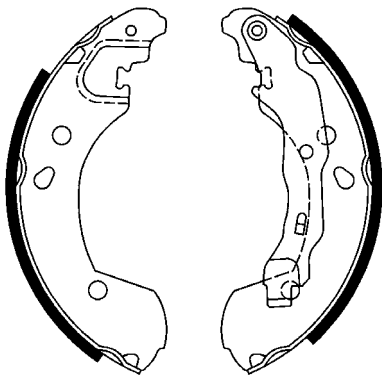


167 x 32

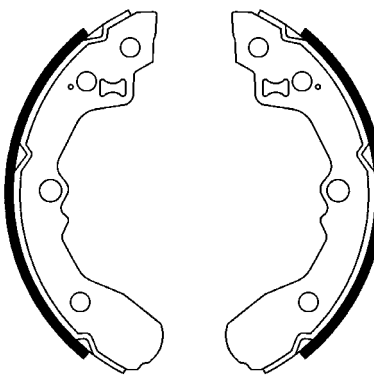


167 x 32

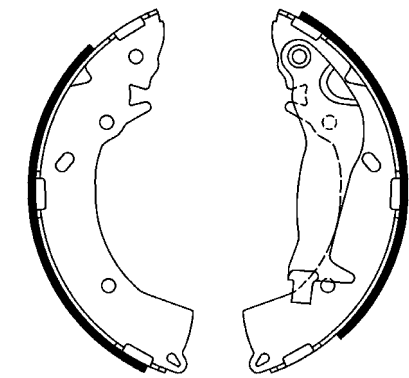
**03.0137-0454.2 650454 03.0137-0455.2 650455 03.0137-0456.2 650456**



203 x 38



200 x 31

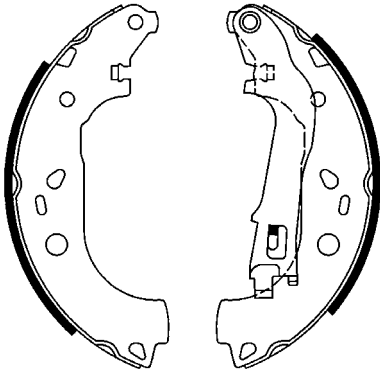


203 x 32

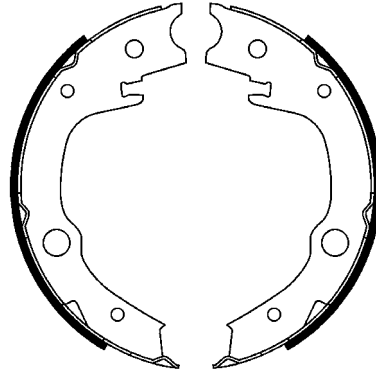
# Abbildungen Trommelbremsbacken

Illustrations drum brake shoes - Ilustraciones zapatas freno de tambor - Illustrations Mâchoires de frein à tambour - Illustrazioni ganasce freno

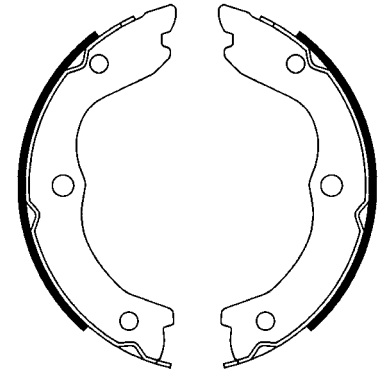
**03.0137-0457.2 650457 03.0137-0459.2 650459 03.0137-0460.2 650460**



228 x 42

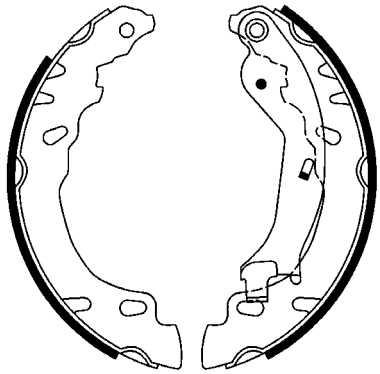


172 x 32

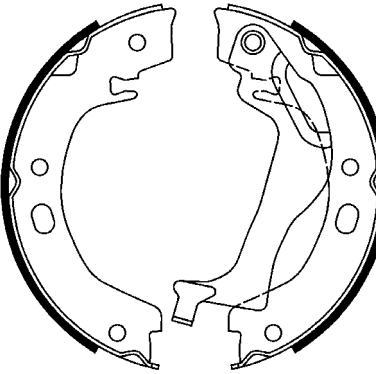


172 x 22

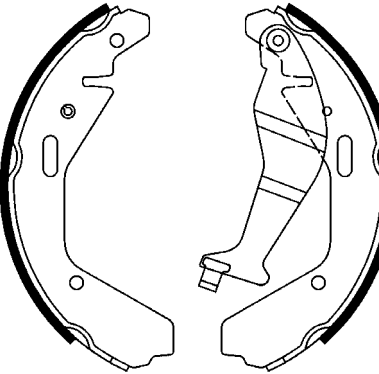
**03.0137-0462.2 650462 03.0137-0464.2 650464 03.0137-0465.2 650465**



180 x 32

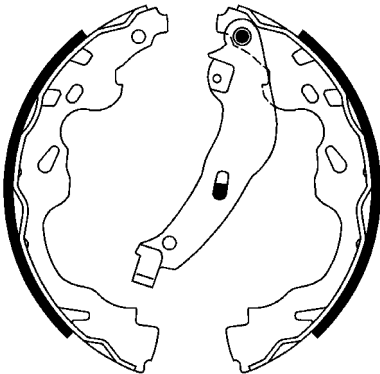


172 x 22

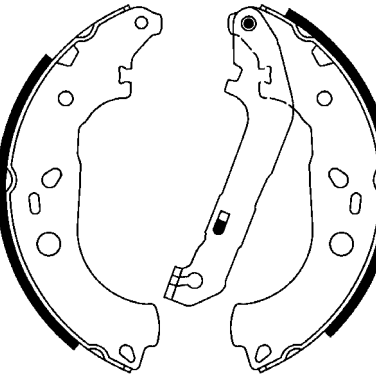


200 x 29

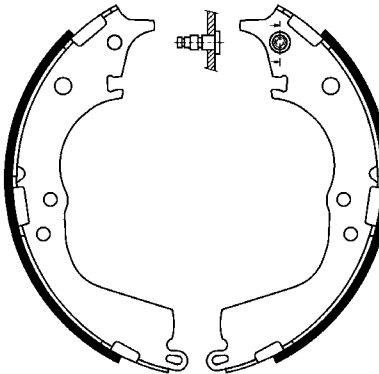
**03.0137-0466.2 650466 03.0137-0467.2 650467 03.0137-0468.2 650468**



200 x 32

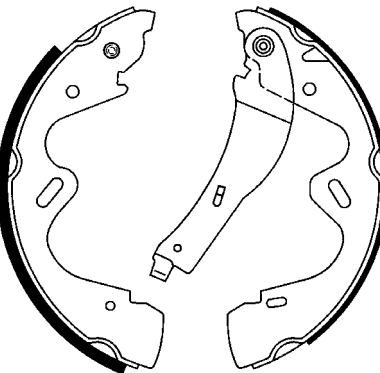


228 x 42

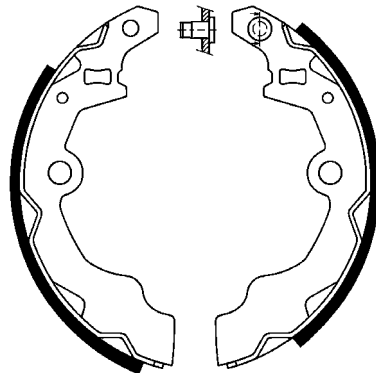


270 x 55

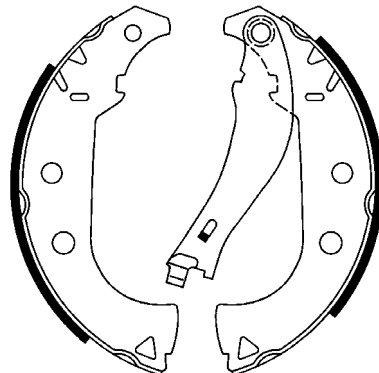
**03.0137-0469.2 650469 03.0137-0470.2 650470 03.0137-0471.2 650471**



280 x 65



180 x 31



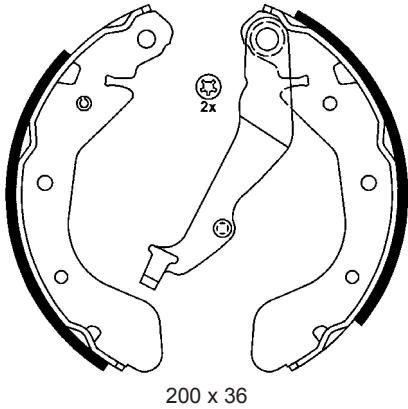
228 x 42



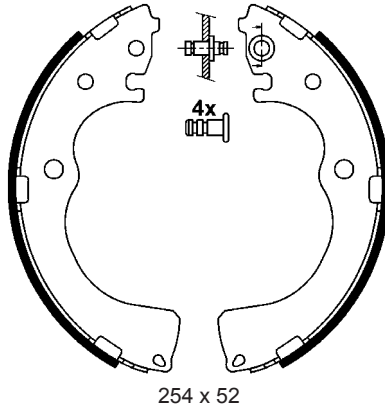
# Abbildungen Trommelbremsbacken

Illustrations drum brake shoes - Ilustraciones zapatas freno de tambor - Illustrations Mâchoires de frein à tambour - Illustrazioni ganasce freno

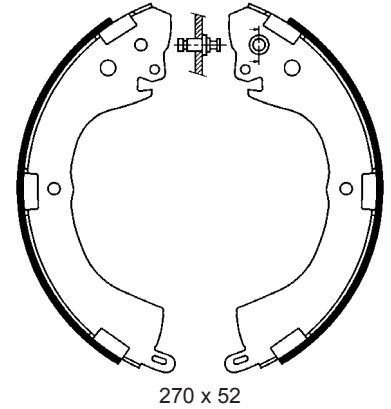
**03.0137-0472.2 650472 03.0137-0473.2 650473 03.0137-0474.2 650474**



200 x 36

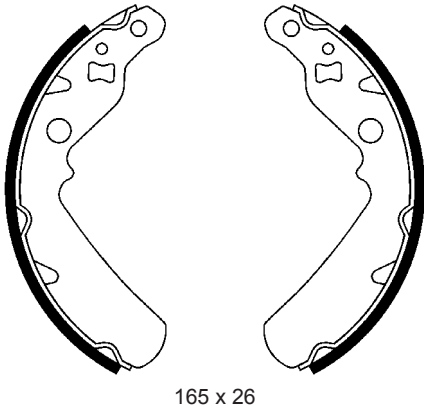


254 x 52

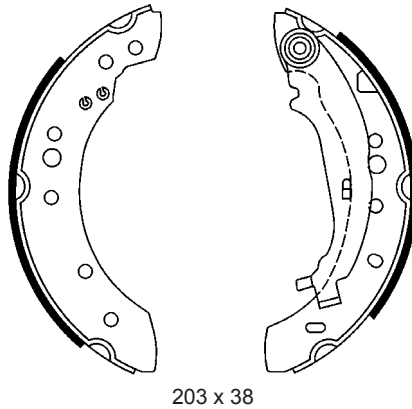


270 x 52

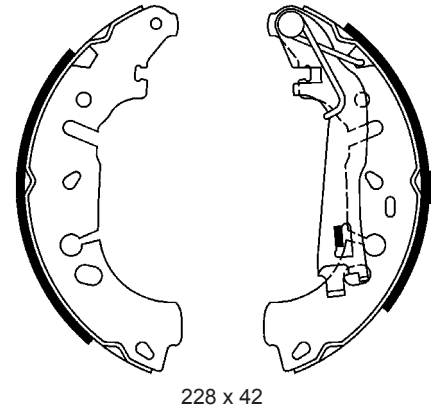
**03.0137-0475.2 650475 03.0137-0477.2 650477 03.0137-0478.2 650478**



165 x 26

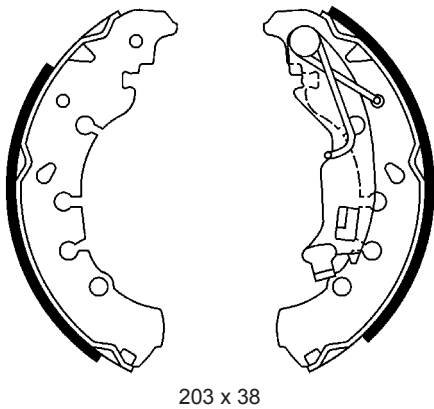


203 x 38

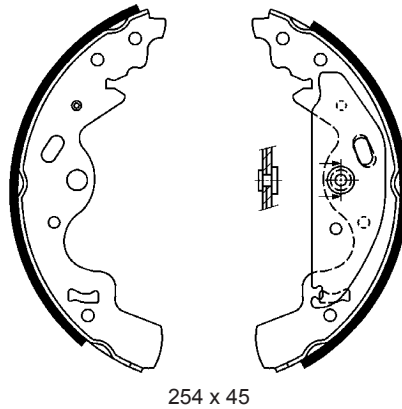


228 x 42

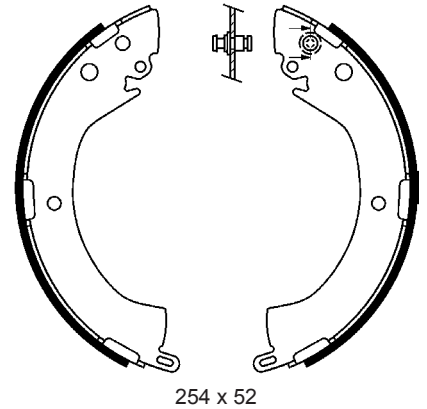
**03.0137-0479.2 650479 03.0137-0480.2 650480 03.0137-0482.2 650482**



203 x 38

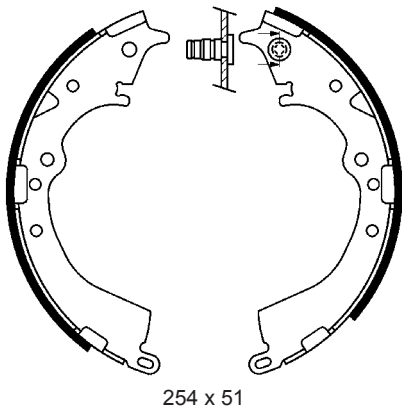


254 x 45

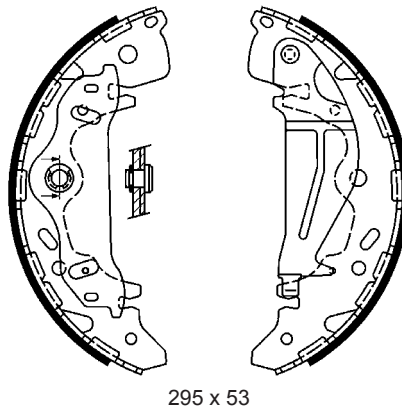


254 x 52

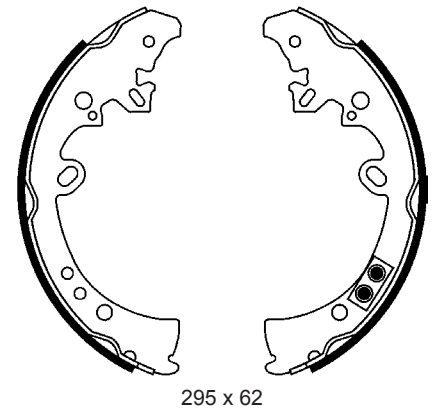
**03.0137-0483.2 650483 03.0137-0484.2 650484 03.0137-0485.2 650485**



254 x 51



295 x 53

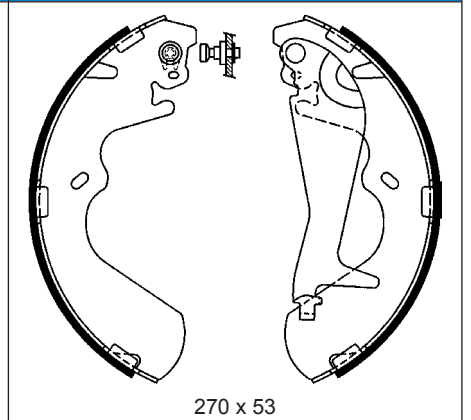
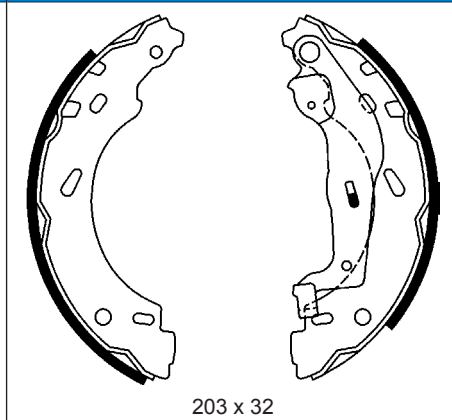
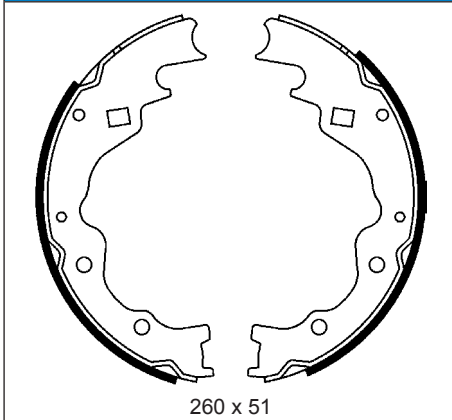


295 x 62

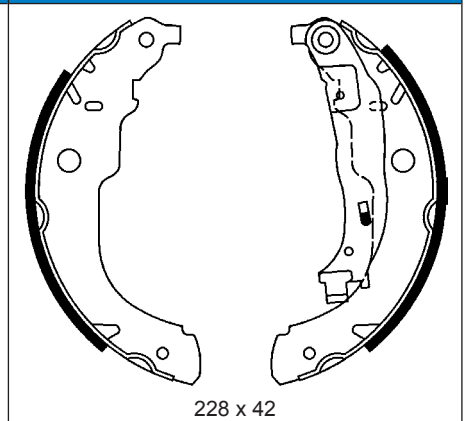
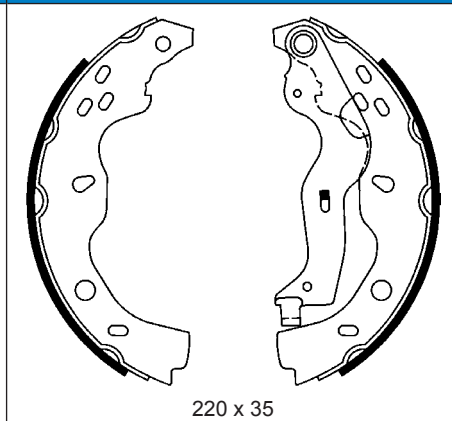
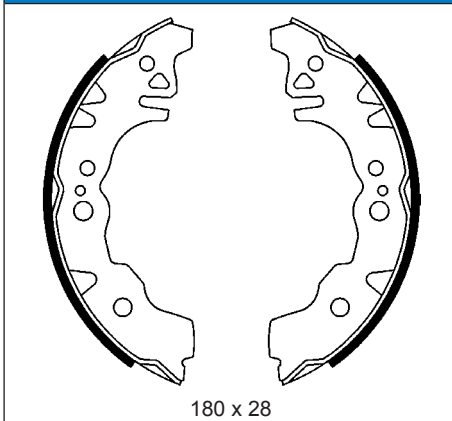
# Abbildungen Trommelbremsbacken

Illustrations drum brake shoes - Ilustraciones zapatas freno de tambor - Illustrations Mâchoires de frein à tambour - Illustrazioni ganasce freno

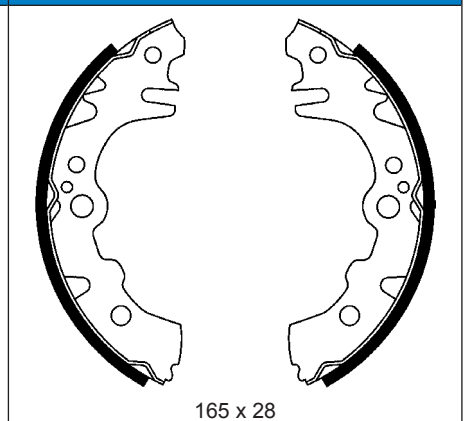
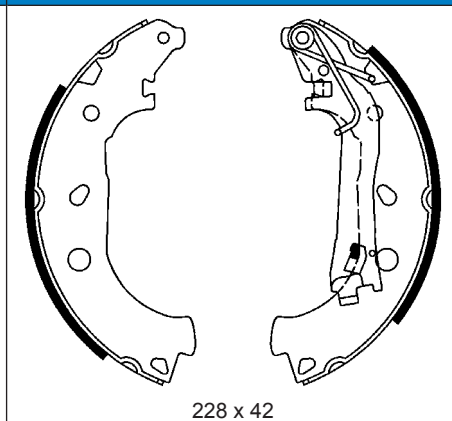
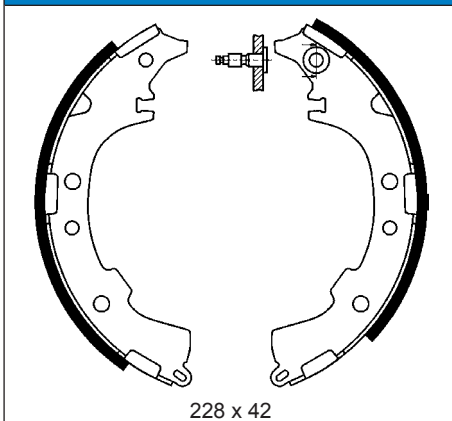
**03.0137-0486.2 650486 03.0137-0487.2 650487 03.0137-0488.2 650488**



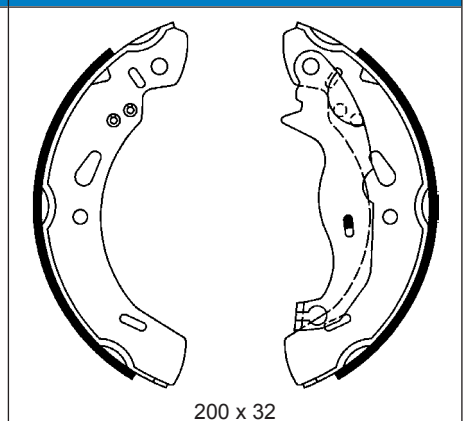
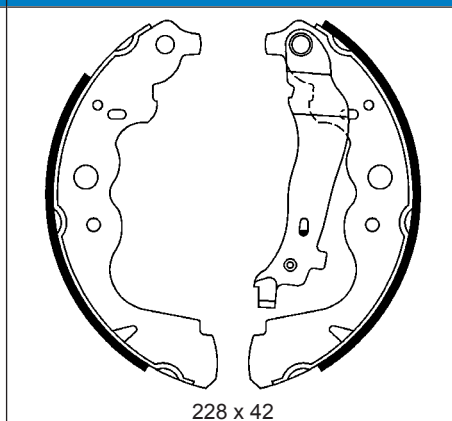
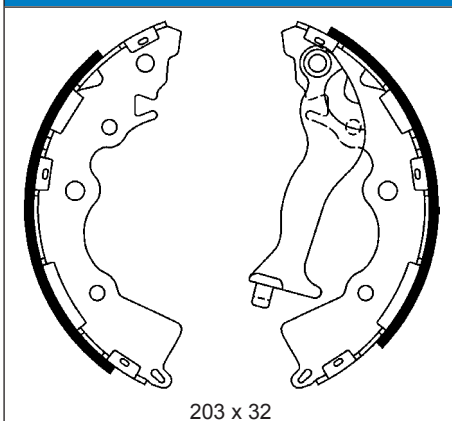
**03.0137-0489.2 650489 03.0137-0490.2 650490 03.0137-0491.2 650491**



**03.0137-0492.2 650492 03.0137-0493.2 650493 03.0137-0494.2 650494**



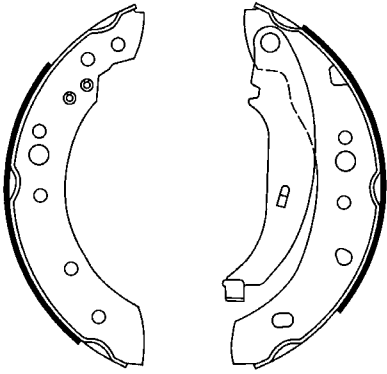
**03.0137-0495.2 650495 03.0137-0496.2 650496 03.0137-0497.2 650497**



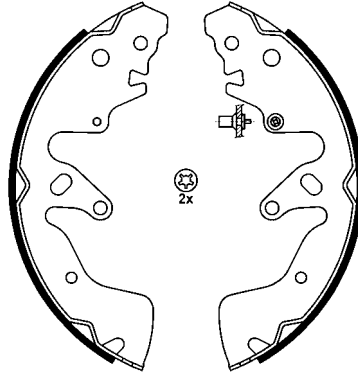
# Abbildungen Trommelbremsbacken

Illustrations drum brake shoes - Ilustraciones zapatas freno de tambor - Illustrations Mâchoires de frein à tambour - Illustrazioni ganasce freno

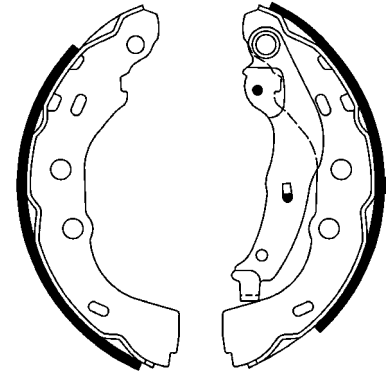
**03.0137-0498.2 650498 03.0137-0499.2 650499 03.0137-0500.2 650500**



203 x 38

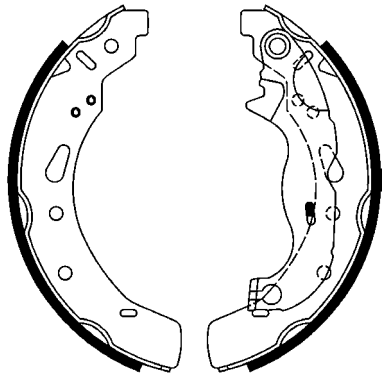


254 x 41

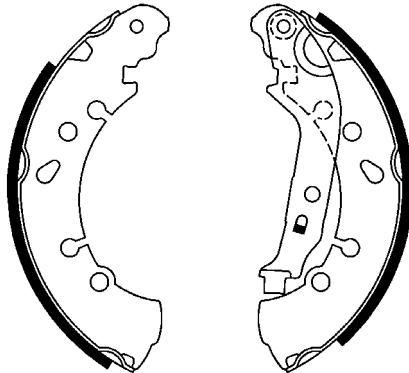


200 x 32

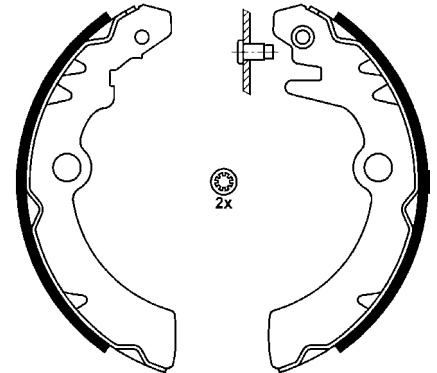
**03.0137-0501.2 650501 03.0137-0502.2 650502 03.0137-0503.2 650503**



200 x 32

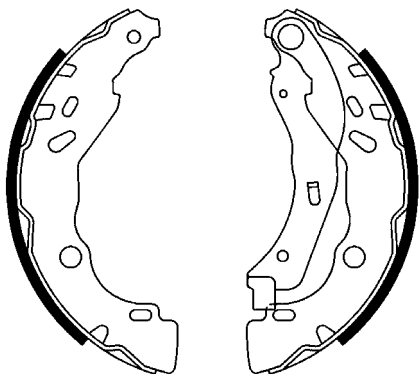


203 x 38

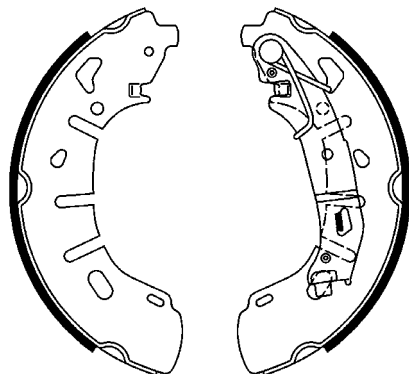


180 x 26

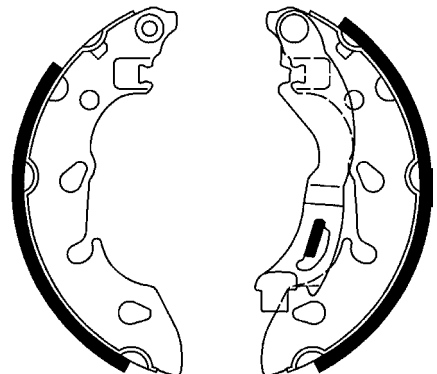
**03.0137-0504.2 650504 03.0137-0505.2 650505 03.0137-0506.2 650506**



203 x 39

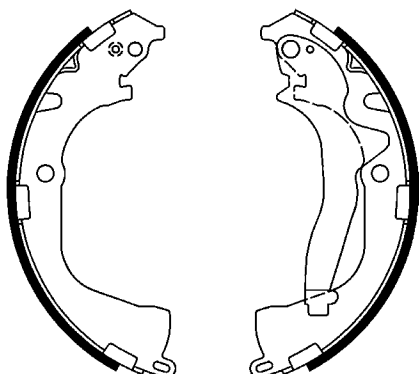


254 x 57

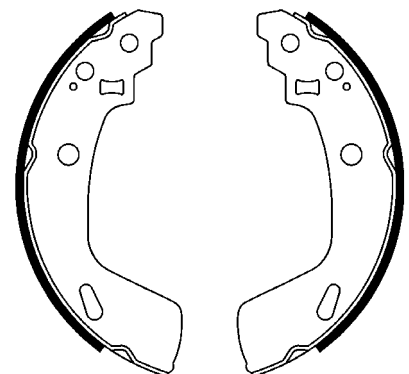


180 x 32

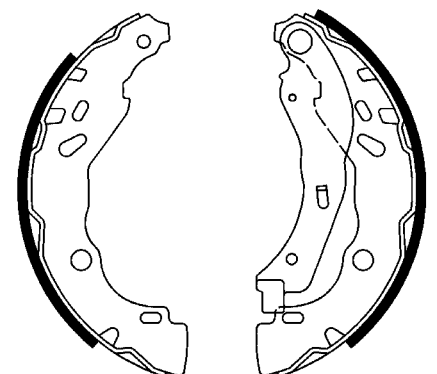
**03.0137-0508.2 650508 03.0137-0509.2 650509 03.0137-0510.2 650510**



294 x 57



200 x 26

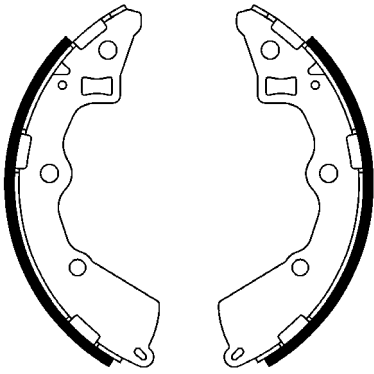


203 x 39

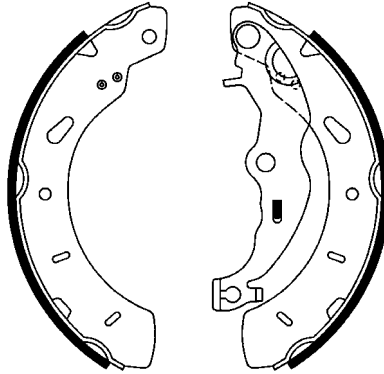
# Abbildungen Trommelbremsbacken

Illustrations drum brake shoes - Ilustraciones zapatas freno de tambor - Illustrations Mâchoires de frein à tambour - Illustrazioni ganasce freno

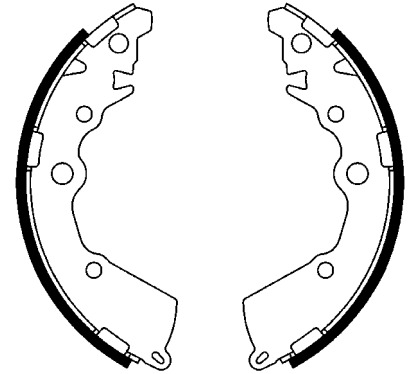
**03.0137-0511.2 650511 03.0137-0512.2 650512 03.0137-0516.2 650516**



180 x 32

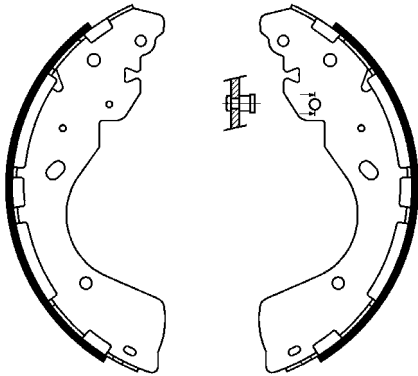


228 x 42

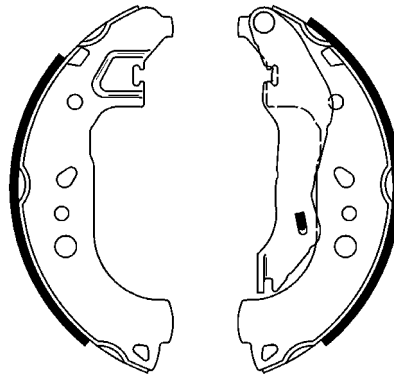


180 x 27

**03.0137-0519.2 650519 03.0137-0521.2 650521**



294 x 56



228 x 33



- DE** Abbildungen Trommelbremsbacken Einbausätze
- EN** Illustration drum brake shoes installation kits
- ES** Ilustraciones juegos de montaje zapatas freno de tambor
- FR** Illustrations Lots de montage pour mâchoires de frein à tambour
- IT** Illustrazioni kit installazione ganasce freno

2018

# Abbildungen Trommelbremsbacken Einbausätze

Illustration drum brake shoes installation kits - Ilustraciones juegos de montaje zapatas freno de tambor - Illustrations Lots de montage pour mâchoires de frein à tambour - Illustrazioni kit installazione ganasce freno

03.0137-9008.2 669008	03.0137-9013.2 669013	03.0137-9020.2 669020
03.0137-9021.2 669021	03.0137-9027.2 669027	03.0137-9044.2 669044
03.0137-9053.2 669053	03.0137-9055.2 669055	03.0137-9056.2 669056





# Abbildungen Trommelbremsbacken Einbausätze

Illustration drum brake shoes installation kits - Ilustraciones juegos de montaje zapatas freno de tambor - Illustrations Lots de montage pour mâchoires de frein à tambour - Illustrazioni kit installazione ganasce freno

03.0137-9060.2 669060	03.0137-9062.2 669062	03.0137-9065.2 669065
03.0137-9077.2 669077	03.0137-9079.2 669079	03.0137-9080.2 669080
03.0137-9081.2 669081	03.0137-9082.2 669082	03.0137-9086.2 669086

# Abbildungen Trommelbremsbacken Einbausätze

Illustration drum brake shoes installation kits - Ilustraciones juegos de montaje zapatas freno de tambor - Illustrations Lots de montage pour mâchoires de frein à tambour - Illustrazioni kit installazione ganasce freno

03.0137-9088.2 669088	03.0137-9089.2 669089	03.0137-9092.2 669092
03.0137-9096.2 669096	03.0137-9097.2 669097	03.0137-9102.2 669102
03.0137-9105.2 669105	03.0137-9107.2 669107	03.0137-9112.2 669112



# Abbildungen Trommelbremsbacken Einbausätze

Illustration drum brake shoes installation kits - Ilustraciones juegos de montaje zapatas freno de tambor - Illustrations Lots de montage pour mâchoires de frein à tambour - Illustrazioni kit installazione ganasce freno

03.0137-9113.2 669113	03.0137-9114.2 669114	03.0137-9115.2 669115
03.0137-9117.2 669117	03.0137-9118.2 669118	03.0137-9120.2 669120
03.0137-9121.2 669121	03.0137-9124.2 669124	03.0137-9125.2 669125

# Abbildungen Trommelbremsbacken Einbausätze

Illustration drum brake shoes installation kits - Ilustraciones juegos de montaje zapatas freno de tambor - Illustrations Lots de montage pour mâchoires de frein à tambour - Illustrazioni kit installazione ganasce freno

03.0137-9126.2 669126	03.0137-9127.2 669127	03.0137-9128.2 669128
03.0137-9131.2 669131	03.0137-9133.2 669133	03.0137-9145.2 669145
03.0137-9147.2 669147	03.0137-9148.2 669148	03.0137-9149.2 669149



# Abbildungen Trommelbremsbacken Einbausätze

Illustration drum brake shoes installation kits - Ilustraciones juegos de montaje zapatas freno de tambor - Illustrations Lots de montage pour mâchoires de frein à tambour - Illustrazioni kit installazione ganasce freno

03.0137-9151.2 669151	03.0137-9152.2 669152	03.0137-9153.2 669153
03.0137-9155.2 669155	03.0137-9156.2 669156	03.0137-9158.2 669158
03.0137-9159.2 669159	03.0137-9164.2 669164	03.0137-9165.2 669165

# Abbildungen Trommelbremsbacken Einbausätze

Illustration drum brake shoes installation kits - Ilustraciones juegos de montaje zapatas freno de tambor - Illustrations Lots de montage pour mâchoires de frein à tambour - Illustrazioni kit installazione ganasce freno

03.0137-9166.2 669166	03.0137-9167.2 669167	03.0137-9168.2 669168
03.0137-9169.2 669169	03.0137-9175.2 669175	03.0137-9176.2 669176
03.0137-9177.2 669177	03.0137-9179.2 669179	03.0137-9180.2 669180



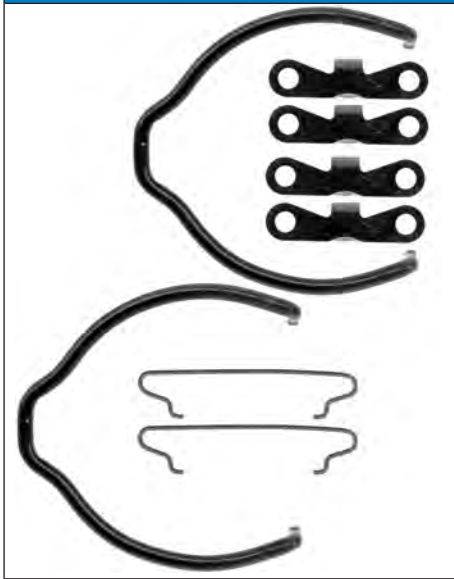








# Abbildungen Trommelbremsbacken Einbausätze

Illustration drum brake shoes installation kits - Ilustraciones juegos de montaje zapatas freno de tambor - Illustrations Lots de montage pour mâchoires de frein à tambour - Illustrazioni kit installazione ganasce freno

03.0137-9181.2 669181	03.0137-9182.2 669182	03.0137-9184.2 669184
03.0137-9186.2 669186	03.0137-9188.2 669188	03.0137-9190.2 669190
03.0137-9192.2 669192	03.0137-9193.2 669193	03.0137-9194.2 669194

# Abbildungen Trommelbremsbacken Einbausätze

Illustration drum brake shoes installation kits - Ilustraciones juegos de montaje zapatas freno de tambor - Illustrations Lots de montage pour mâchoires de frein à tambour - Illustrazioni kit installazione ganasce freno

03.0137-9199.2 669199	03.0137-9200.2 669200	03.0137-9203.2 669203
		
03.0137-9205.2 669205	03.0137-9206.2 669206	03.0137-9208.2 669208
		
03.0137-9211.2 669211	03.0137-9215.2 669215	03.0137-9216.2 669216
		




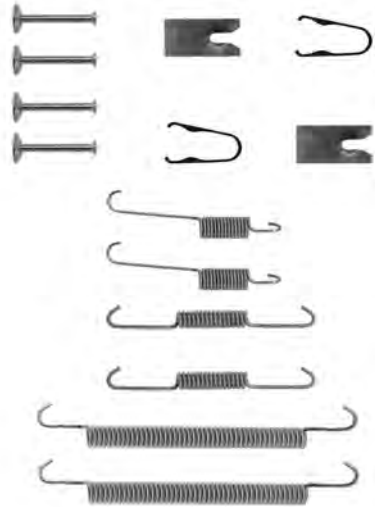

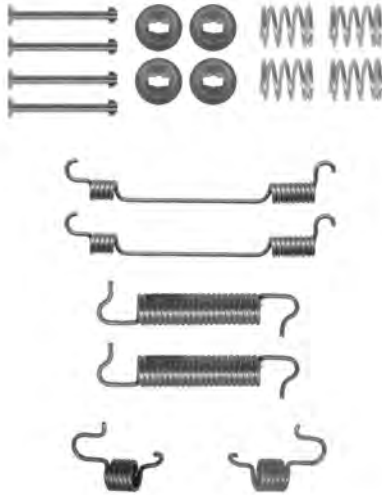

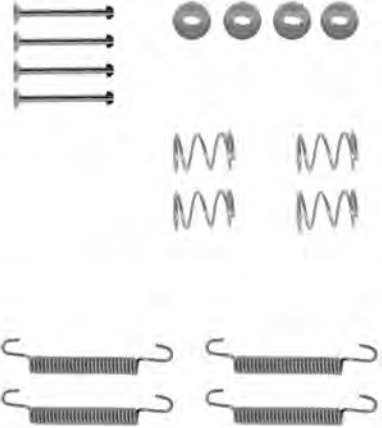



# Abbildungen Trommelbremsbacken Einbausätze

Illustration drum brake shoes installation kits - Ilustraciones juegos de montaje zapatas freno de tambor - Illustrations Lots de montage pour mâchoires de frein à tambour - Illustrazioni kit installazione ganasce freno

03.0137-9217.2 669217	03.0137-9219.2 669219	03.0137-9220.2 669220
03.0137-9221.2 669221	03.0137-9228.2 669228	03.0137-9232.2 669232
03.0137-9233.2 669233	03.0137-9234.2 669234	03.0137-9235.2 669235

# Abbildungen Trommelbremsbacken Einbausätze

Illustration drum brake shoes installation kits - Ilustraciones juegos de montaje zapatas freno de tambor - Illustrations Lots de montage pour mâchoires de frein à tambour - Illustrazioni kit installazione ganasce freno

03.0137-9236.2 669236	03.0137-9237.2 669237	03.0137-9239.2 669239
		
03.0137-9240.2 669240	03.0137-9241.2 669241	03.0137-9242.2 669242
		
03.0137-9243.2 669243	03.0137-9244.2 669244	03.0137-9245.2 669245
		

# Abbildungen Trommelbremsbacken Einbausätze

Illustration drum brake shoes installation kits - Ilustraciones juegos de montaje zapatas freno de tambor - Illustrations Lots de montage pour mâchoires de frein à tambour - Illustrazioni kit installazione ganasce freno

03.0137-9247.2 669247	03.0137-9248.2 669248	03.0137-9249.2 669249
03.0137-9251.2 669251	03.0137-9252.2 669252	03.0137-9255.2 669255
03.0137-9256.2 669256	03.0137-9257.2 669257	03.0137-9259.2 669259

# Abbildungen Trommelbremsbacken Einbausätze

Illustration drum brake shoes installation kits - Ilustraciones juegos de montaje zapatas freno de tambor - Illustrations Lots de montage pour mâchoires de frein à tambour - Illustrazioni kit installazione ganasce freno

03.0137-9260.2 669260	03.0137-9261.2 669261	03.0137-9262.2 669262
03.0137-9263.2 669263	03.0137-9264.2 669264	03.0137-9265.2 669265
03.0137-9266.2 669266	03.0137-9267.2 669267	03.0137-9268.2 669268

# Abbildungen Trommelbremsbacken Einbausätze

Illustration drum brake shoes installation kits - Ilustraciones juegos de montaje zapatas freno de tambor - Illustrations Lots de montage pour mâchoires de frein à tambour - Illustrazioni kit installazione ganasce freno

03.0137-9269.2 669269	03.0137-9270.2 669270	03.0137-9271.2 669271
03.0137-9272.2 669272	03.0137-9273.2 669273	03.0137-9274.2 669274
03.0137-9275.2 669275	03.0137-9276.2 669276	03.0137-9277.2 669277

# Abbildungen Trommelbremsbacken Einbausätze

Illustration drum brake shoes installation kits - Ilustraciones juegos de montaje zapatas freno de tambor - Illustrations Lots de montage pour mâchoires de frein à tambour - Illustrazioni kit installazione ganasce freno

03.0137-9278.2 669278	03.0137-9279.2 669279	03.0137-9280.2 669280
03.0137-9281.2 669281	03.0137-9282.2 669282	03.0137-9283.2 669283
03.0137-9284.2 669284	03.0137-9285.2 669285	03.0137-9286.2 669286






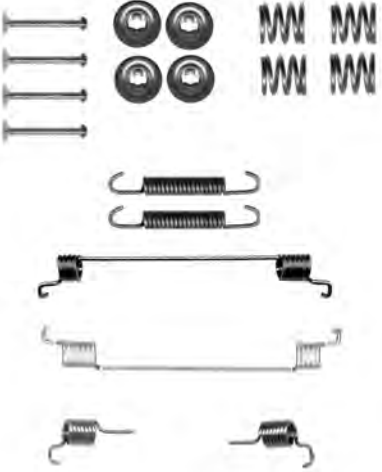





# Abbildungen Trommelbremsbacken Einbausätze

Illustration drum brake shoes installation kits - Ilustraciones juegos de montaje zapatas freno de tambor - Illustrations Lots de montage pour mâchoires de frein à tambour - Illustrazioni kit installazione ganasce freno

03.0137-9287.2 669287	03.0137-9288.2 669288	03.0137-9289.2 669289
03.0137-9290.2 669290	03.0137-9291.2 669291	03.0137-9292.2 669292
03.0137-9293.2 669293	03.0137-9294.2 669294	03.0137-9296.2 669296

# Abbildungen Trommelbremsbacken Einbausätze

Illustration drum brake shoes installation kits - Ilustraciones juegos de montaje zapatas freno de tambor - Illustrations Lots de montage pour mâchoires de frein à tambour - Illustrazioni kit installazione ganasce freno

03.0137-9297.2 669297	03.0137-9300.2 669300	03.0137-9301.2 669301
		
03.0137-9303.2 669303	03.0137-9304.2 669304	03.0137-9307.2 669307
		
03.0137-9308.2 669308	03.0137-9309.2 669309	03.0137-9310.2 669310
		





# Abbildungen Trommelbremsbacken Einbausätze



Illustration drum brake shoes installation kits - Ilustraciones juegos de montaje zapatas freno de tambor - Illustrations Lots de montage pour mâchoires de frein à tambour - Illustrazioni kit installazione ganasce freno

03.0137-9312.2

669312

03.0137-9314.2

669314







**DE** Abbildungen Bremstrommeln

**EN** Illustrations brake drums

**ES** Ilustraciones tambores

**FR** Illustrations Tambours de frein

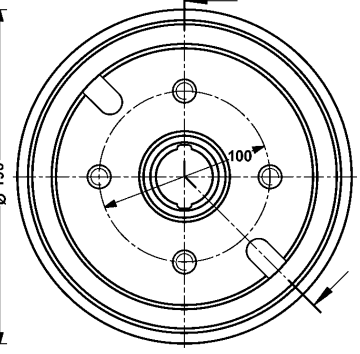
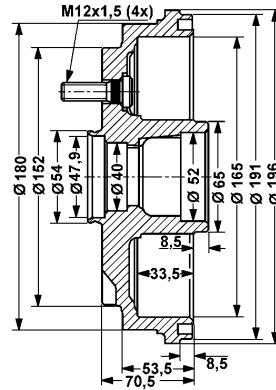
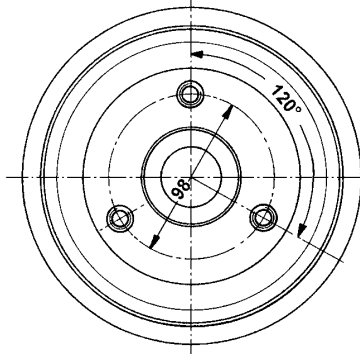
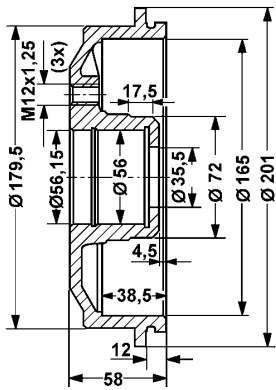
**IT** Illustrazioni tamburi freno

**2018**

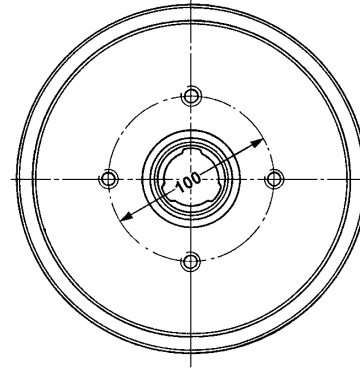
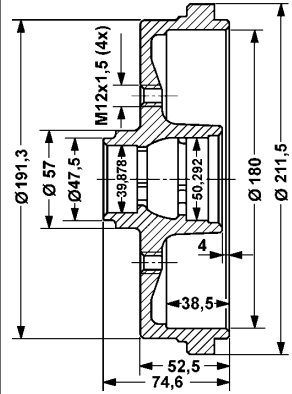
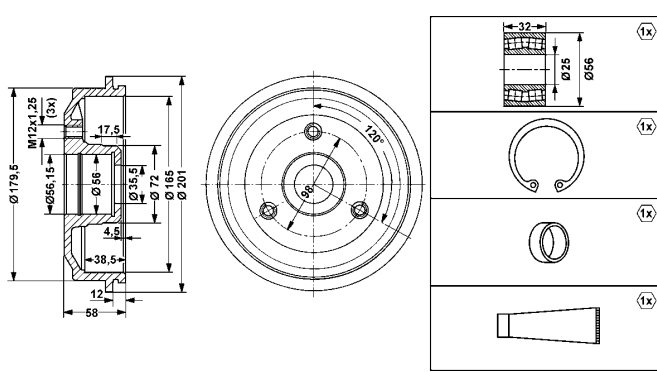
# Abbildungen Bremstrommeln

Illustrations brake drums - Ilustraciones tambores - Illustrations Tambours de frein - Illustrazioni tamburi freno

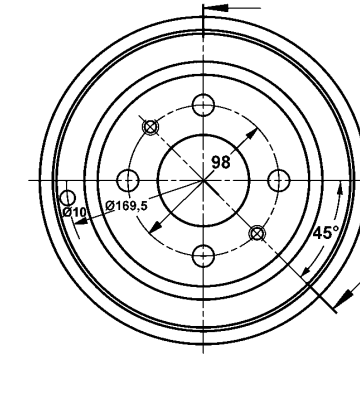
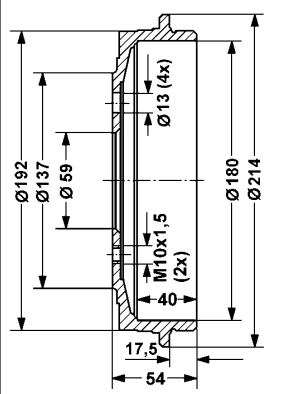
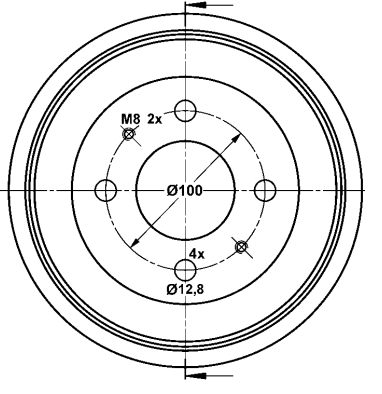
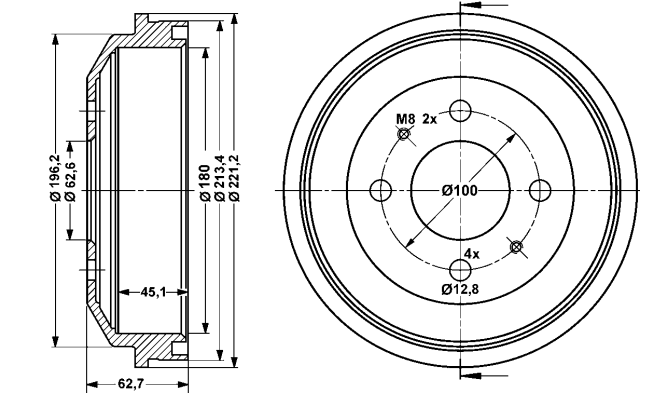
**24.0216-5001.1 480001**  $\varnothing 165,0/166 \times 38,5$  **24.0216-5004.2 480183**  $\varnothing 165,0/166 \times 33,5$



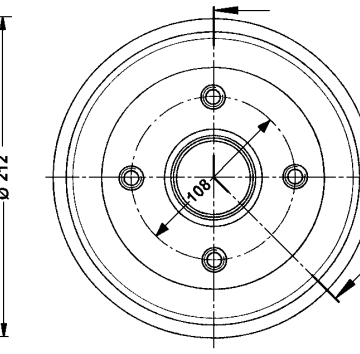
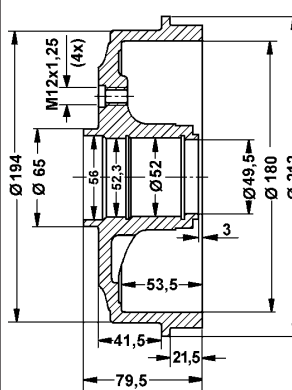
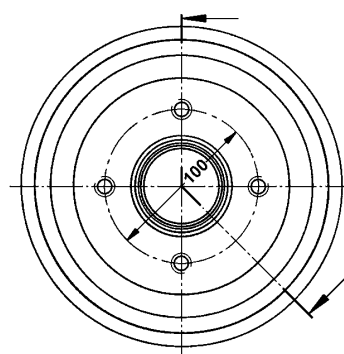
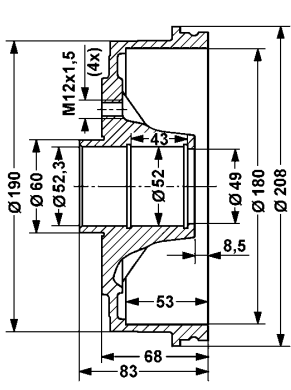
**24.0216-5701.2 480212**  $\varnothing 165,0/166 \times 38,5$  **24.0218-0007.1 480003**  $\varnothing 180,0/181 \times 38,5$



**24.0218-0008.1 480313**  $\varnothing 180,0/182 \times 45,1$  **24.0218-0011.1 480006**  $\varnothing 180,0/181,4 \times 40$



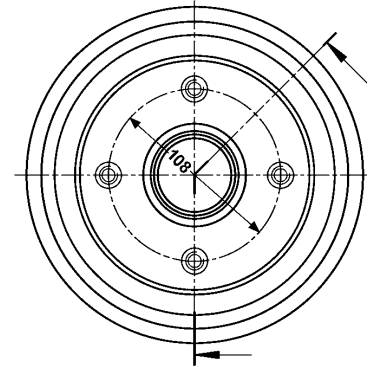
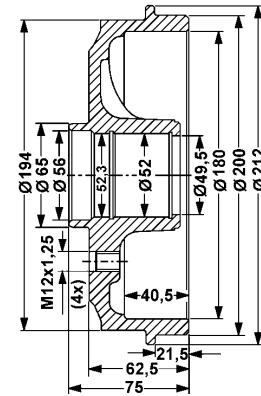
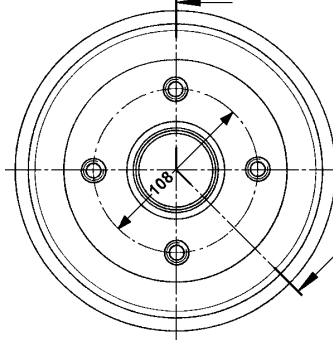
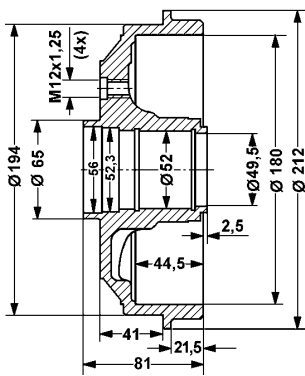
**24.0218-0013.1 480008**  $\varnothing 180,0/181,3 \times 53$  **24.0218-0015.1 480010**  $\varnothing 180,0/181 \times 53,5$



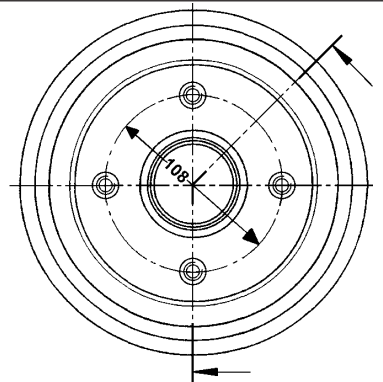
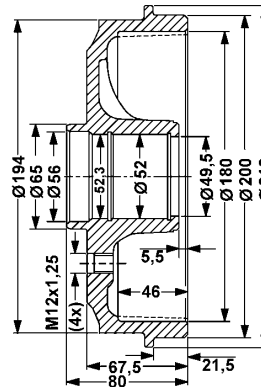
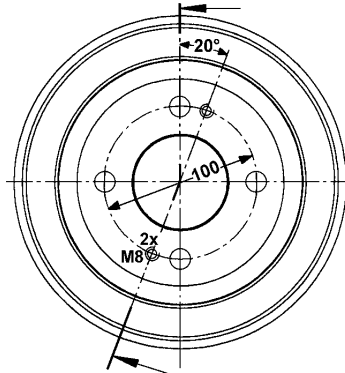
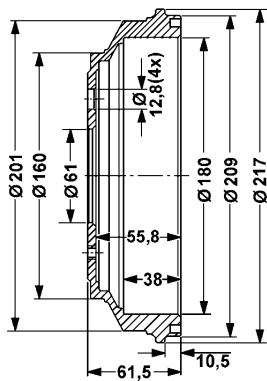
# Abbildungen Bremstrommeln

Illustrations brake drums - Ilustraciones tambores - Illustrations Tambours de frein - Illustrazioni tamburi freno

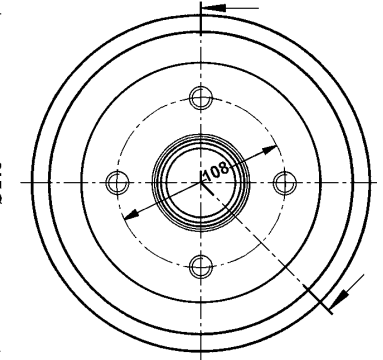
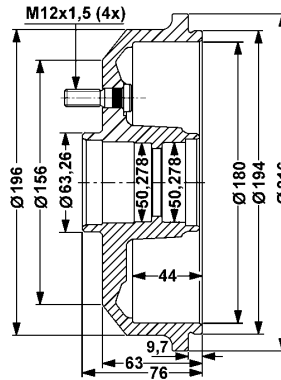
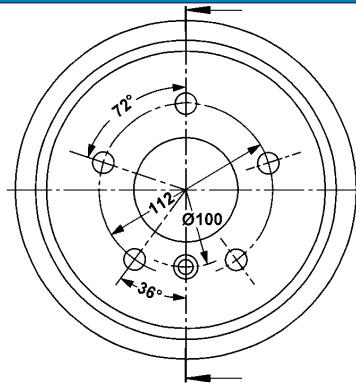
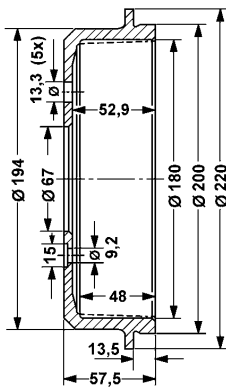
**24.0218-0016.1 480011**  $\varnothing 180,0/181 \times 44,5$  **24.0218-0017.1 480060**  $\varnothing 180,0/181 \times 40,5$



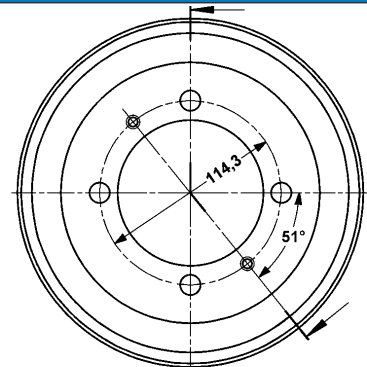
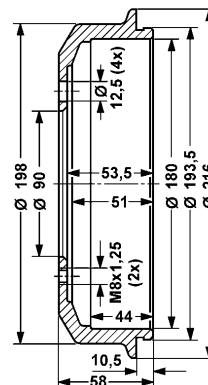
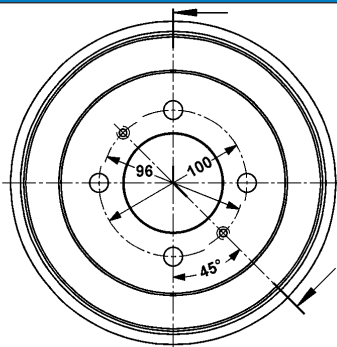
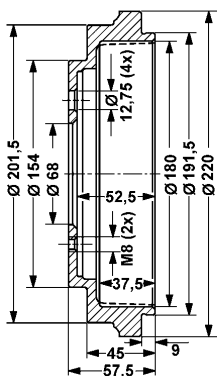
**24.0218-0018.1 480063**  $\varnothing 180,0/181 \times 38$  **24.0218-0020.1 480074**  $\varnothing 180,0/181 \times 46$



**24.0218-0023.1 480077**  $\varnothing 180,0/181,2 \times 48$  **24.0218-0024.2 480079**  $\varnothing 180,0/181,3 \times 44$



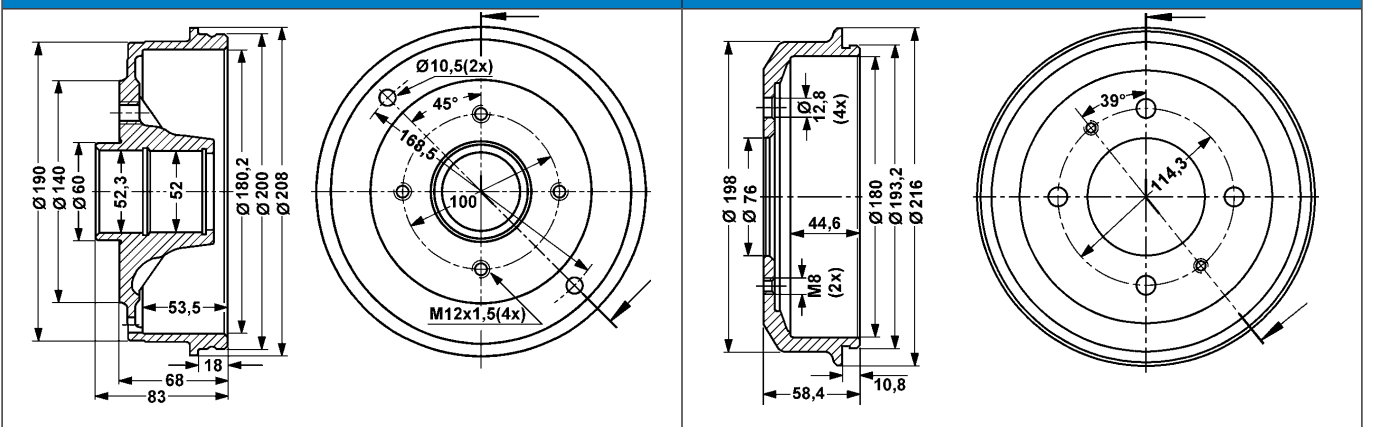
**24.0218-0025.1 480082**  $\varnothing 180,0/181 \times 37,5$  **24.0218-0027.1 480099**  $\varnothing 180,0/182 \times 44$



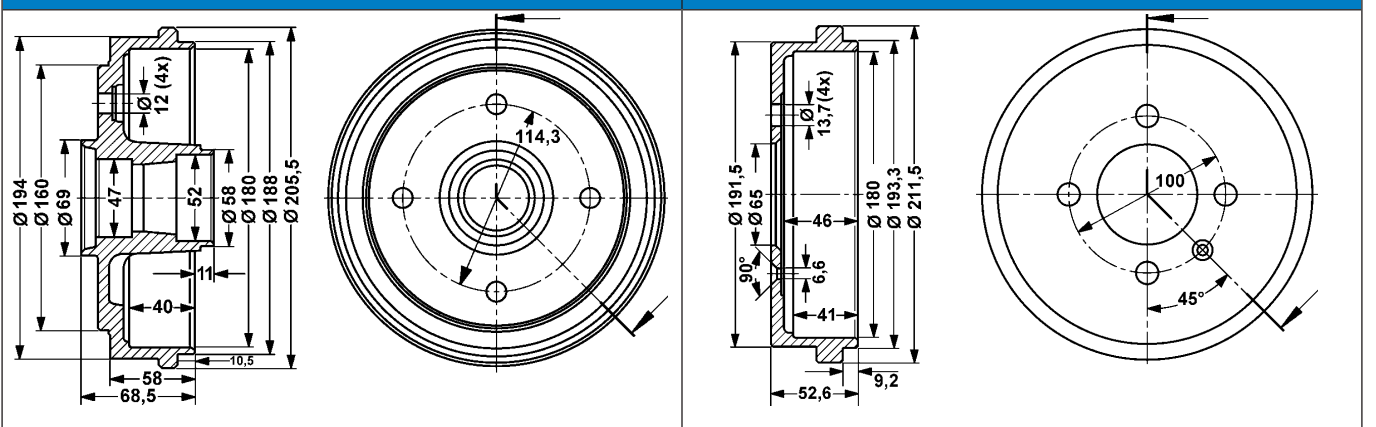
# Abbildungen Bremstrommeln

Illustrations brake drums - Ilustraciones tambores - Illustrations Tambours de frein - Illustrazioni tamburi freno

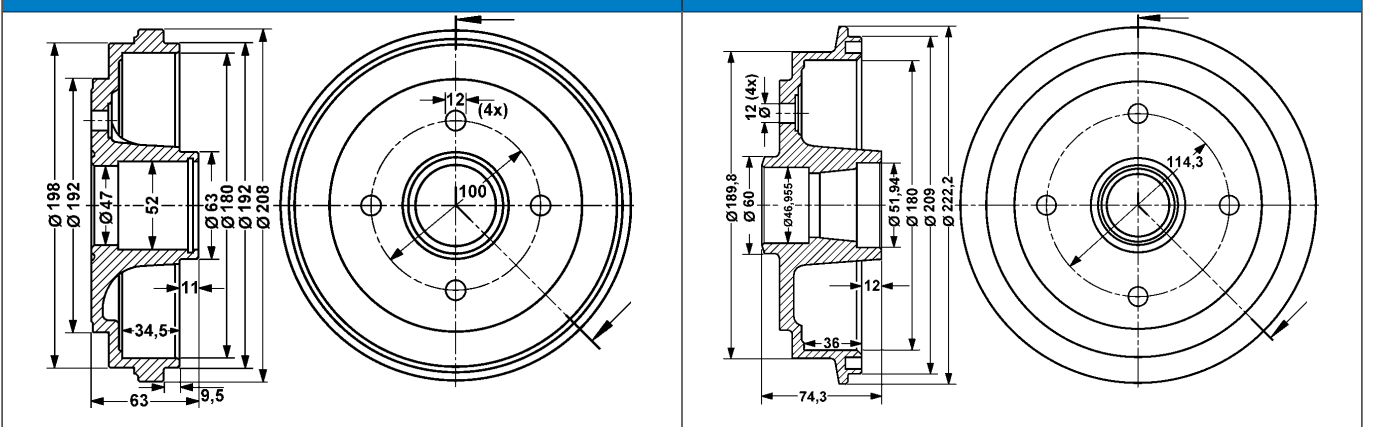
**24.0218-0032.1 480118**  $\varnothing 180,0/181 \times 53,5$  **24.0218-0034.1 480129**  $\varnothing 180,0/182 \times 44,6$



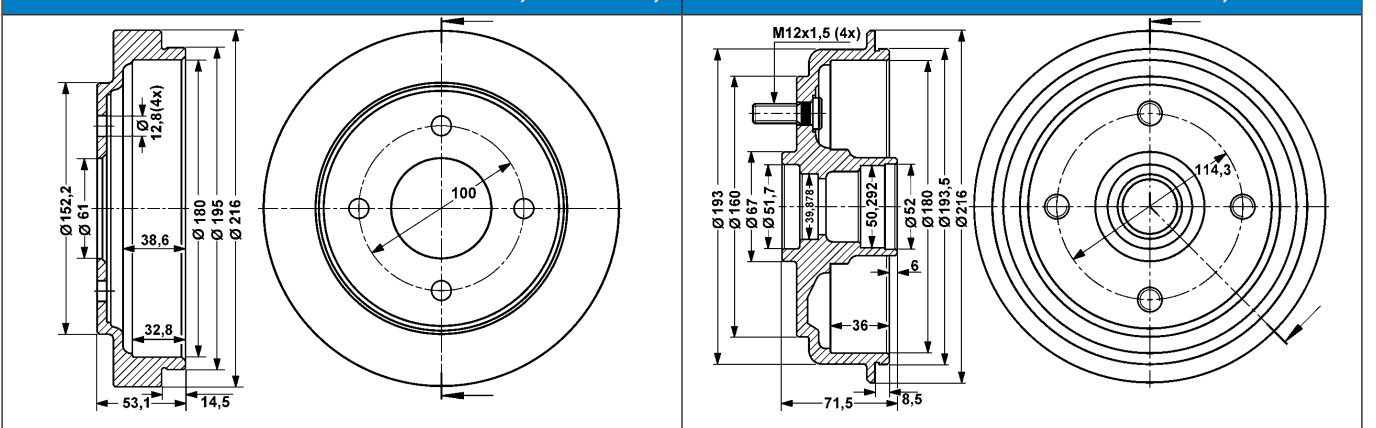
**24.0218-0035.1 480146**  $\varnothing 180,0/182 \times 40$  **24.0218-0036.1 480147**  $\varnothing 180,0/181,5 \times 41$



**24.0218-0039.1 480160**  $\varnothing 180,0/182 \times 34,5$  **24.0218-0042.1 480164**  $\varnothing 180,0/182 \times 36$



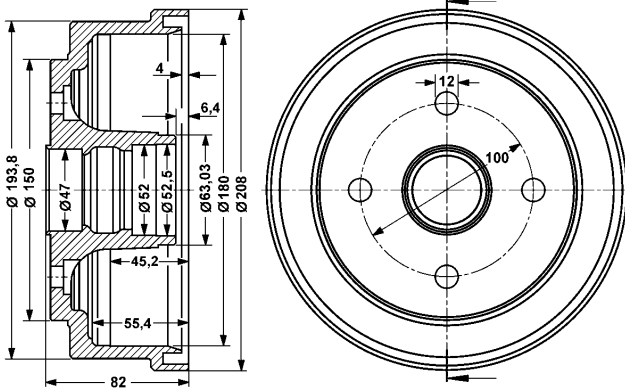
**24.0218-0043.1 480165**  $\varnothing 180,0/181 \times 32,8$  **24.0218-0044.2 480174**  $\varnothing 180,0/182 \times 36$



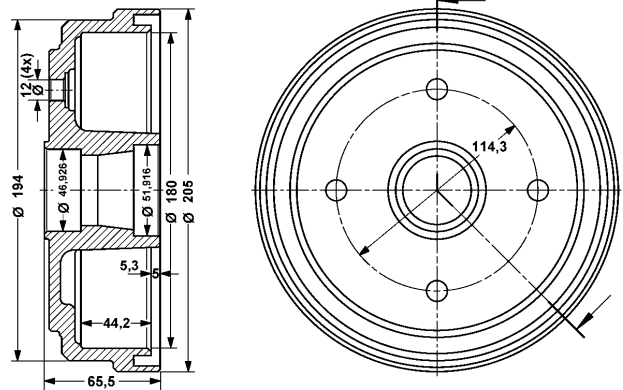
# Abbildungen Bremstrommeln

Illustrations brake drums - Ilustraciones tambores - Illustrations Tambours de frein - Illustrazioni tamburi freno

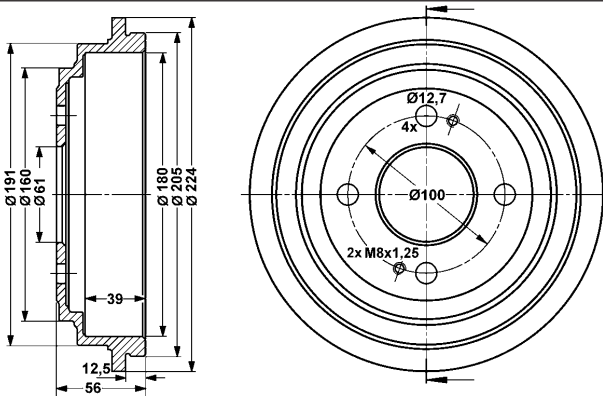
**24.0218-0046.1 480184**  $\varnothing 180,0/182 \times 45,2$



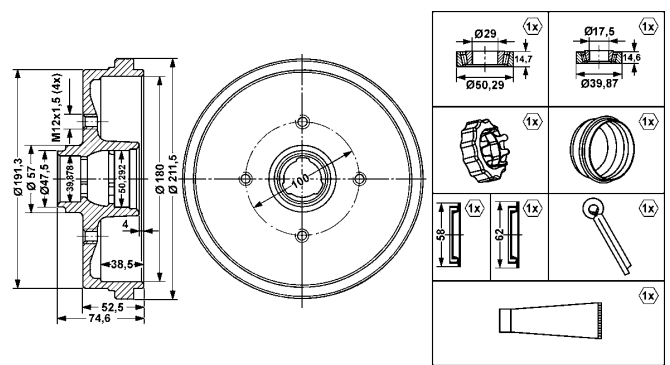
**24.0218-0047.1 480194**  $\varnothing 180,0/182 \times 44,2$



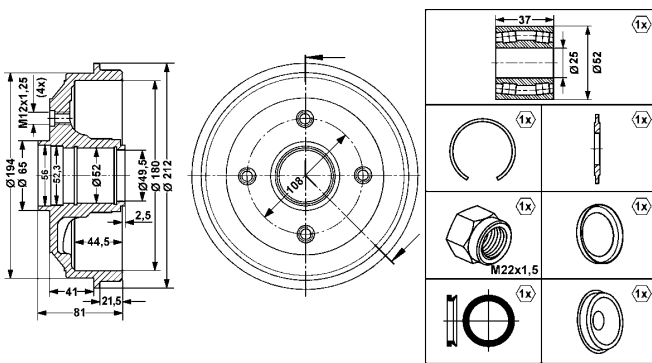
**24.0218-0048.1 480314**  $\varnothing 180,0/181 \times 39$



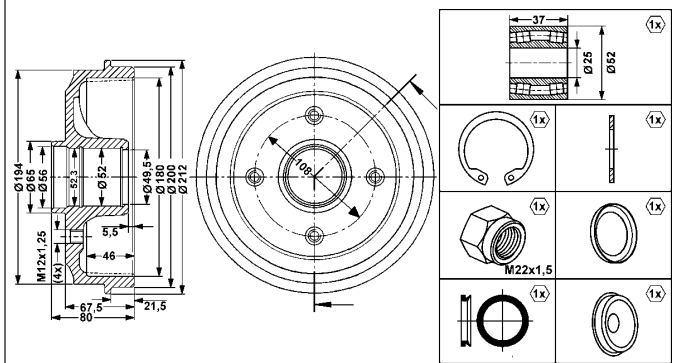
**24.0218-0707.2 480211**  $\varnothing 180,0/181 \times 38,5$



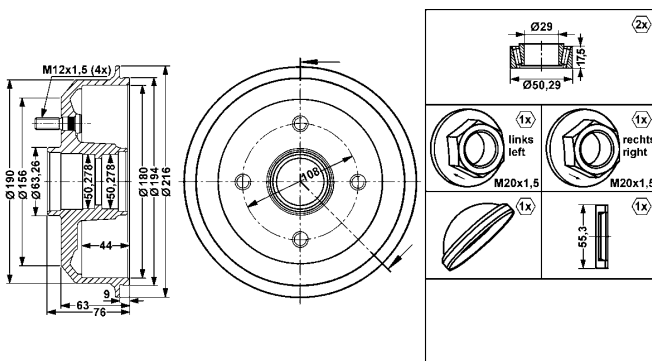
**24.0218-0716.2 480203**  $\varnothing 180,0/181 \times 44,5$



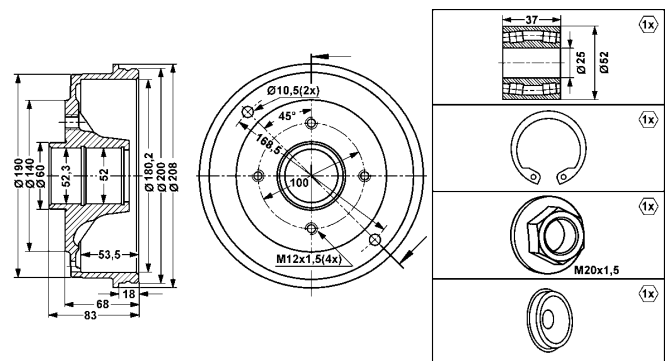
**24.0218-0720.2 480205**  $\varnothing 180,0/181 \times 46$



**24.0218-0724.2 480206**  $\varnothing 180,0/181,3 \times 44$



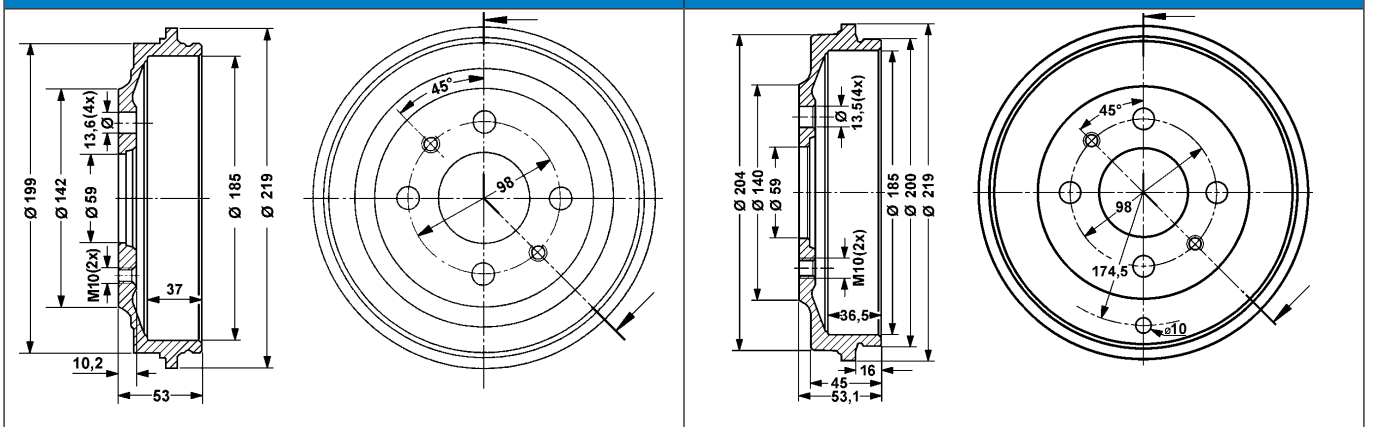
**24.0218-0732.2 480207**  $\varnothing 180,0/181 \times 53,5$



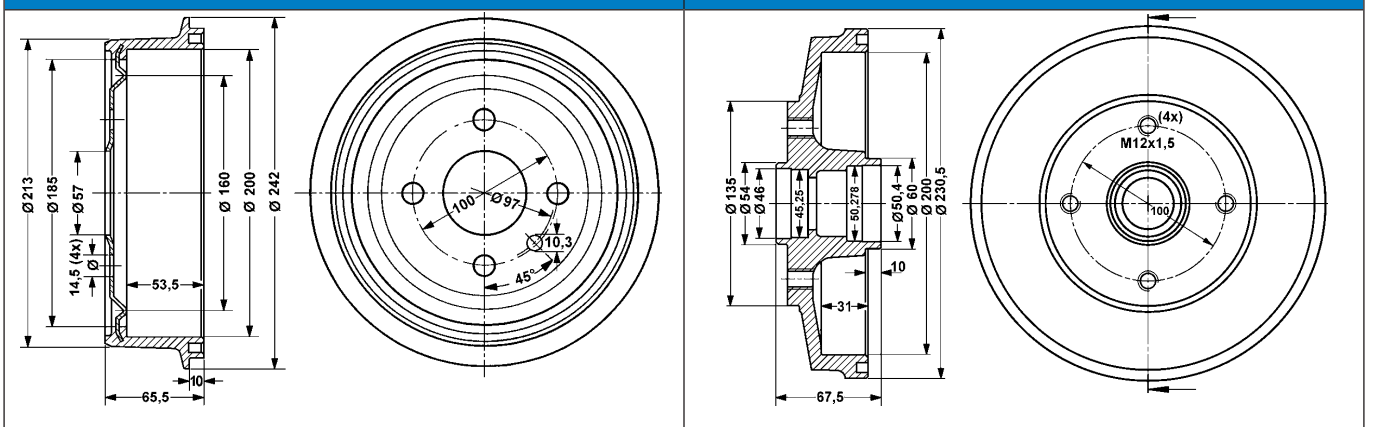
# Abbildungen Bremstrommeln

Illustrations brake drums - Ilustraciones tambores - Illustrations Tambours de frein - Illustrazioni tamburi freno

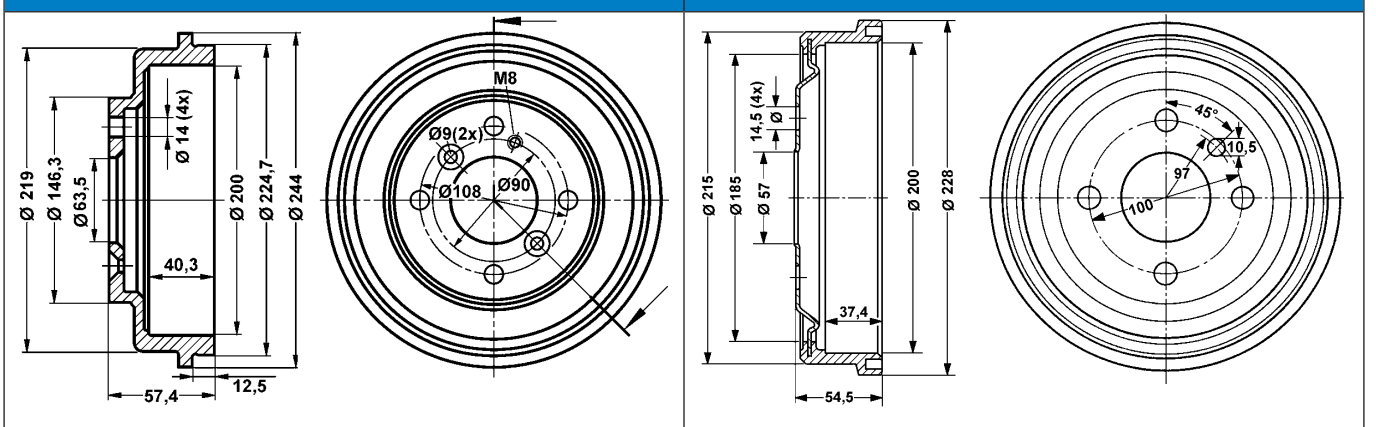
**24.0218-5001.1 480012**  $\varnothing 185,0/186,8 \times 37$  **24.0218-5002.1 480117**  $\varnothing 185,0/186,8 \times 36,5$



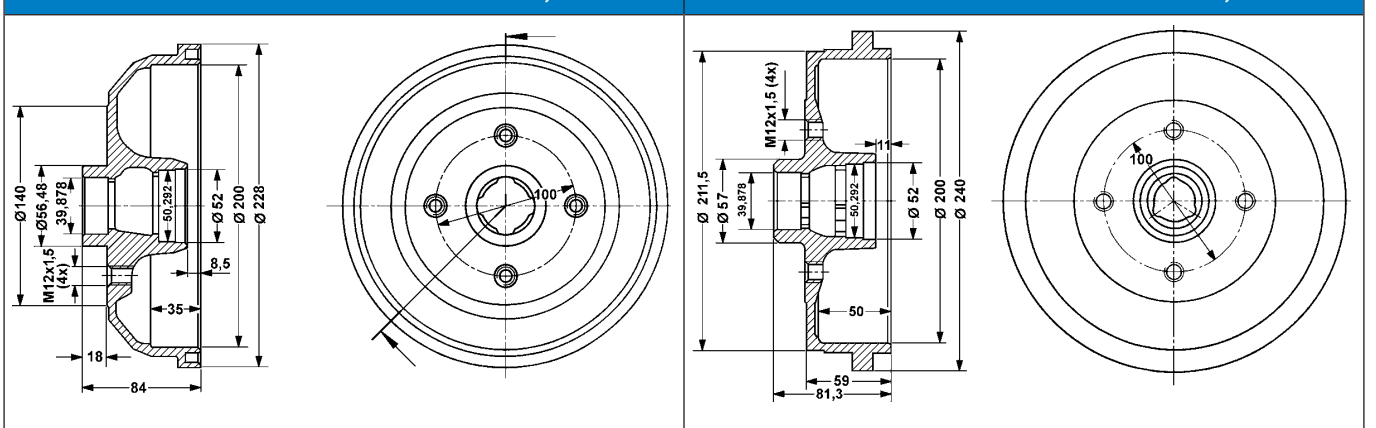
**24.0220-0001.2 480013**  $\varnothing 200,0/201,3 \times 53,5$  **24.0220-0006.1 480309**  $\varnothing 200,0/201 \times 31$



**24.0220-0009.1 480317**  $\varnothing 200,0/201,5 \times 40,3$  **24.0220-0011.2 480016**  $\varnothing 200,0/201 \times 37,4$



**24.0220-0012.1 480017**  $\varnothing 200,0/201 \times 35$  **24.0220-0018.1 480019**  $\varnothing 200,0/201 \times 50$

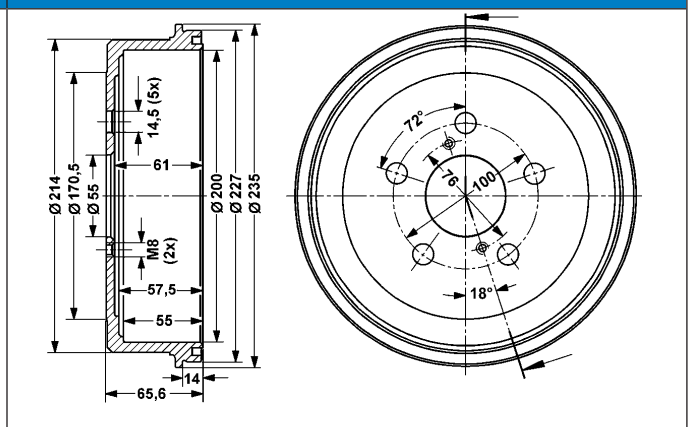
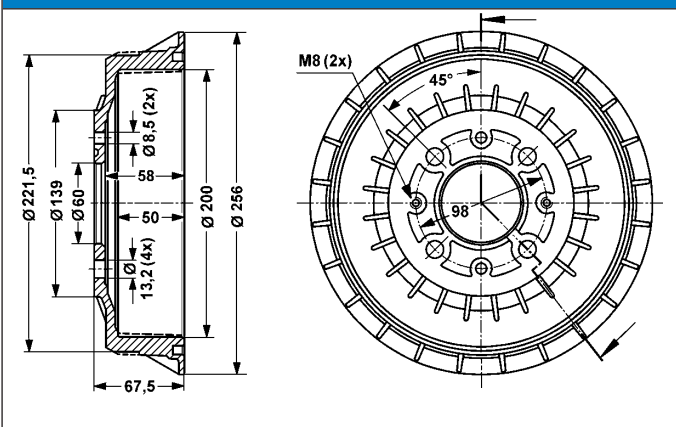




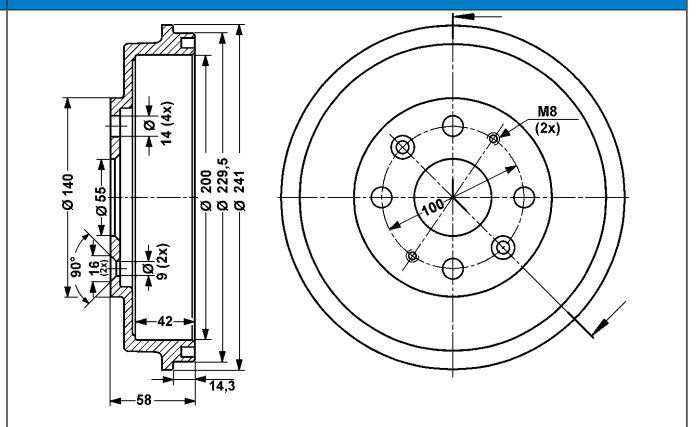
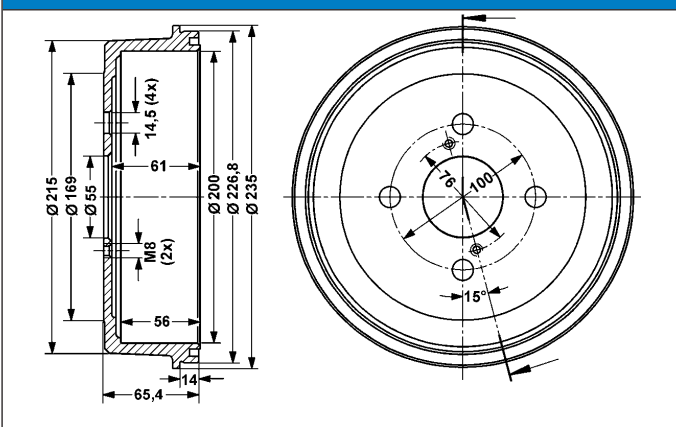
# Abbildungen Bremstrommeln

Illustrations brake drums - Ilustraciones tambores - Illustrations Tambours de frein - Illustrazioni tamburi freno

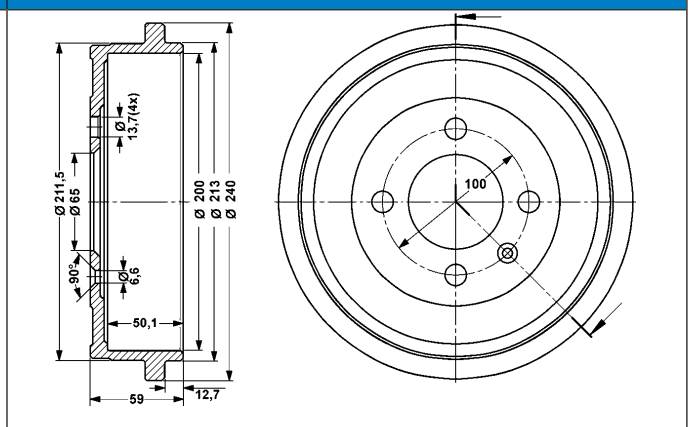
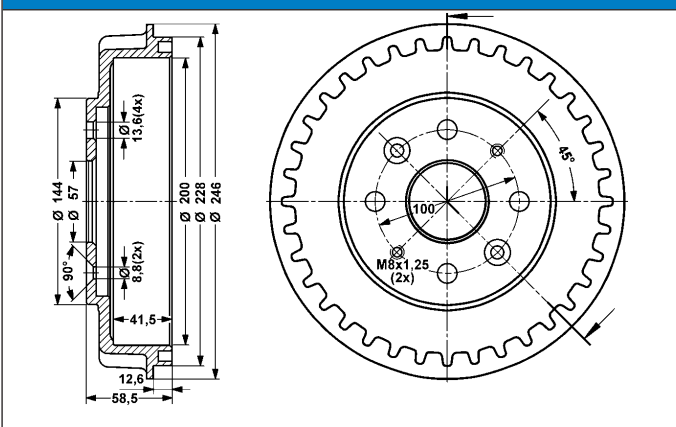
**24.0220-0020.1 480059**  $\varnothing 200,0/201,5 \times 50$  **24.0220-0022.1 480083**  $\varnothing 200,0/201 \times 55$



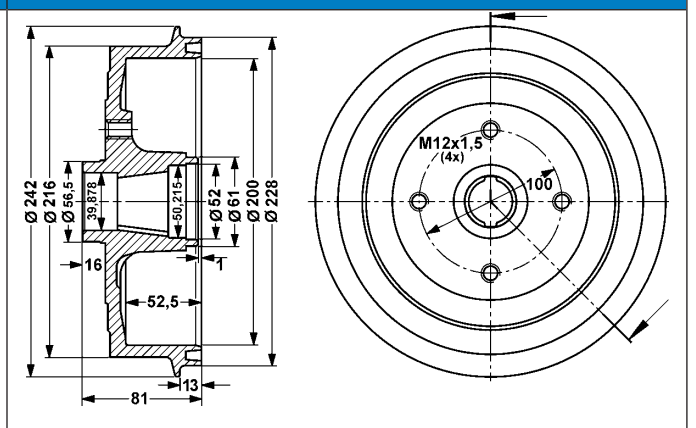
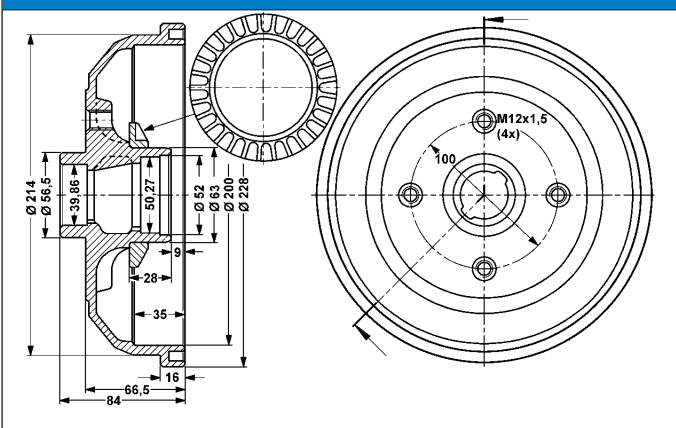
**24.0220-0023.1 480084**  $\varnothing 200,0/201 \times 56$  **24.0220-0026.1 480104**  $\varnothing 200,0/201 \times 42$



**24.0220-0031.1 480125**  $\varnothing 200,0/201 \times 41,5$  **24.0220-0032.1 480130**  $\varnothing 200,0/201,5 \times 50,1$



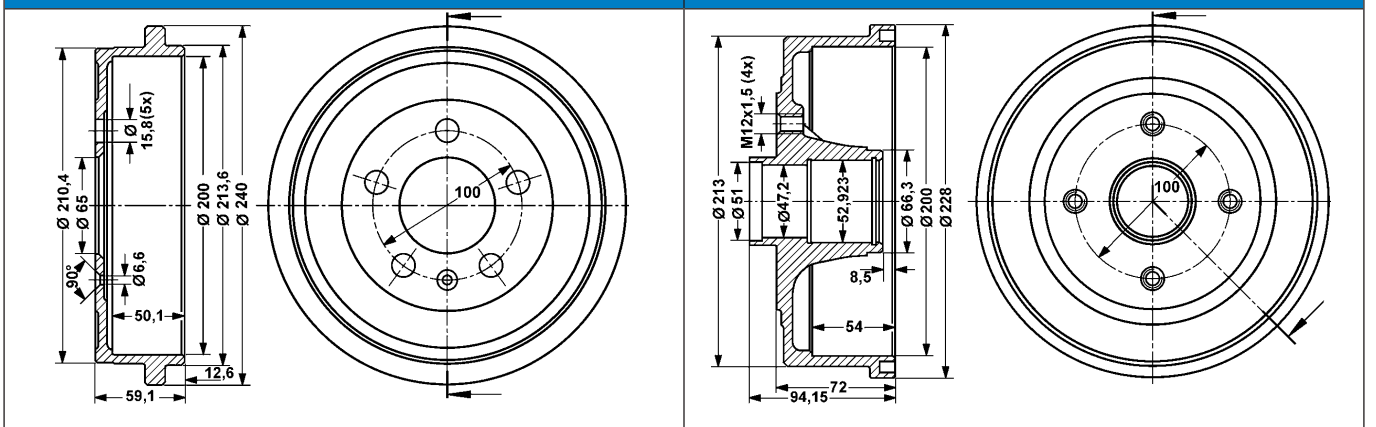
**24.0220-0033.2 480132**  $\varnothing 200,0/201 \times 35$  **24.0220-0036.1 480149**  $\varnothing 200,0/201 \times 52,5$



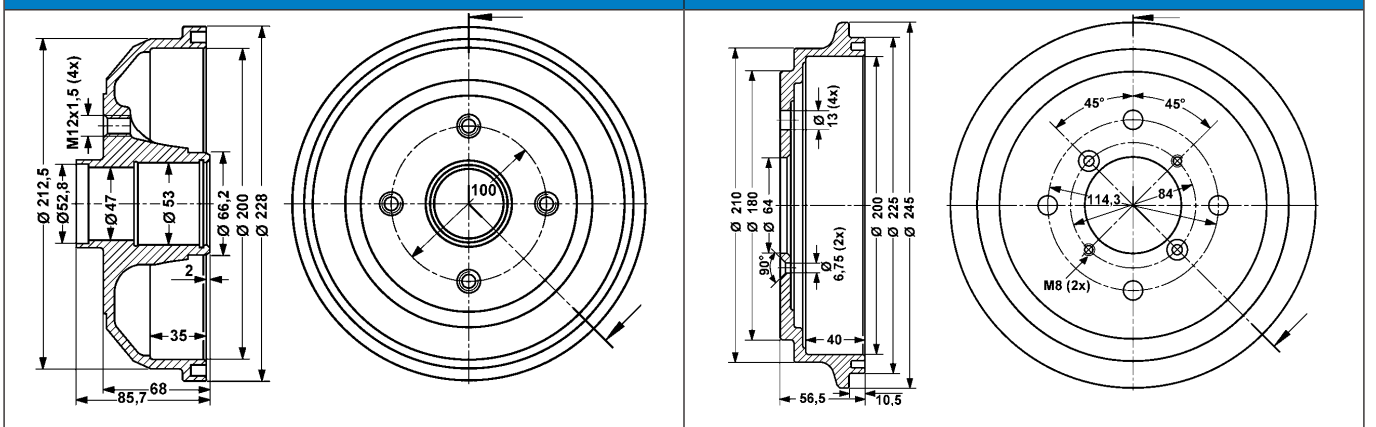
# Abbildungen Bremstrommeln

Illustrations brake drums - Ilustraciones tambores - Illustrations Tambours de frein - Illustrazioni tamburi freno

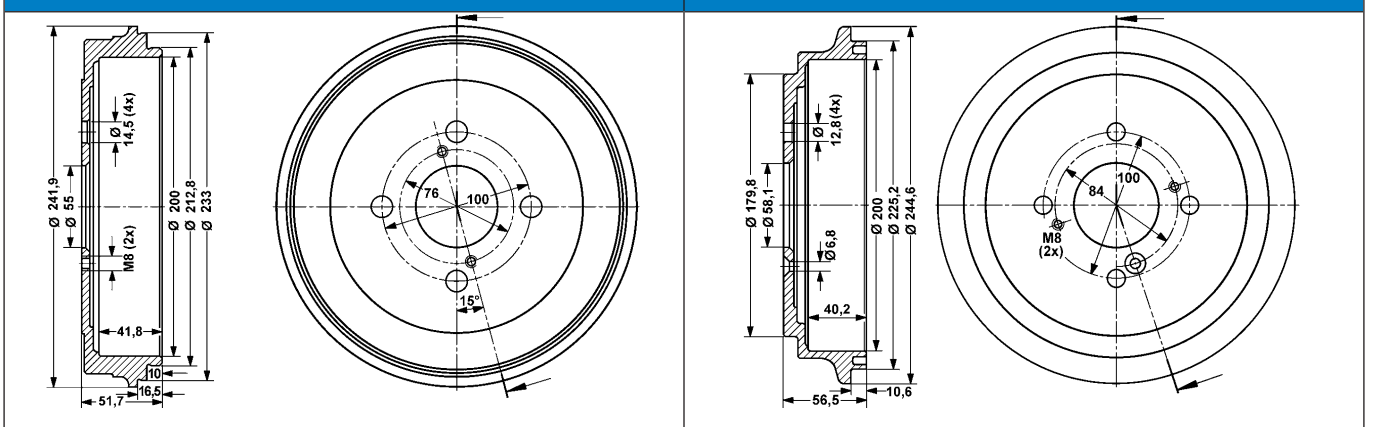
**24.0220-0037.1 480161**  $\varnothing 200,0/201,5 \times 50,1$  **24.0220-0038.1 480162**  $\varnothing 200,0/201 \times 54$



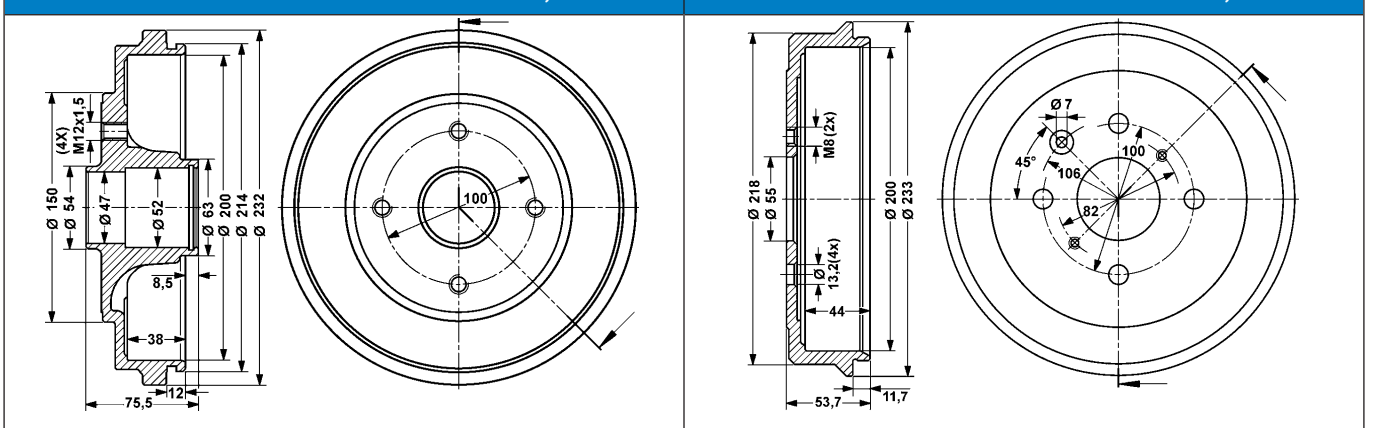
**24.0220-0039.1 480163**  $\varnothing 200,0/201 \times 35$  **24.0220-0040.1 480166**  $\varnothing 200,0/202 \times 40$



**24.0220-0041.1 480167**  $\varnothing 200,0/201 \times 41,8$  **24.0220-0044.1 480192**  $\varnothing 200,0/202 \times 40,2$



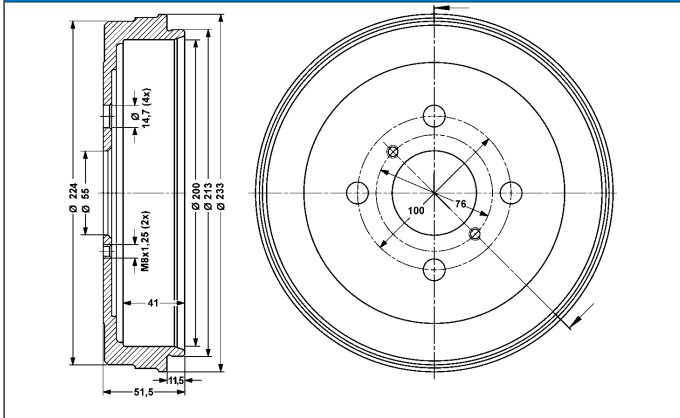
**24.0220-0045.1 480189**  $\varnothing 200,0/202 \times 38$  **24.0220-0046.1 480193**  $\varnothing 200,0/201 \times 44$



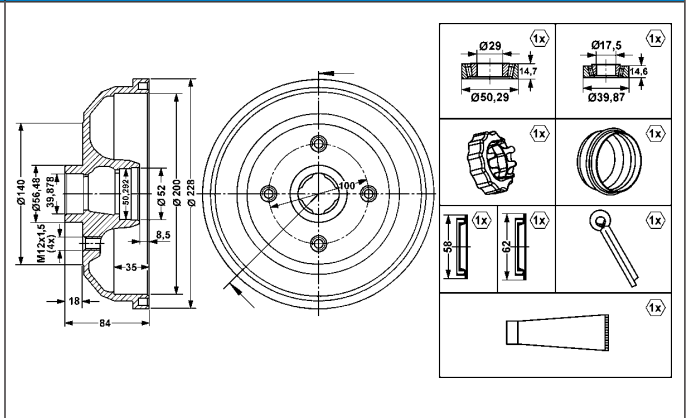
# Abbildungen Bremstrommeln

Illustrations brake drums - Ilustraciones tambores - Illustrations Tambours de frein - Illustrazioni tamburi freno

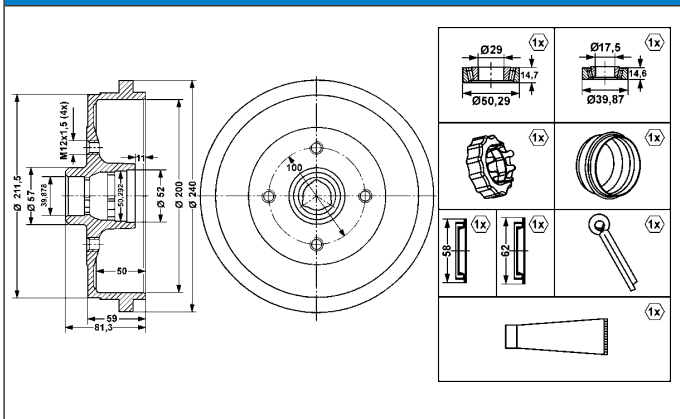
**24.0220-0047.1 480199**  $\varnothing 200,0/201 \times 41$



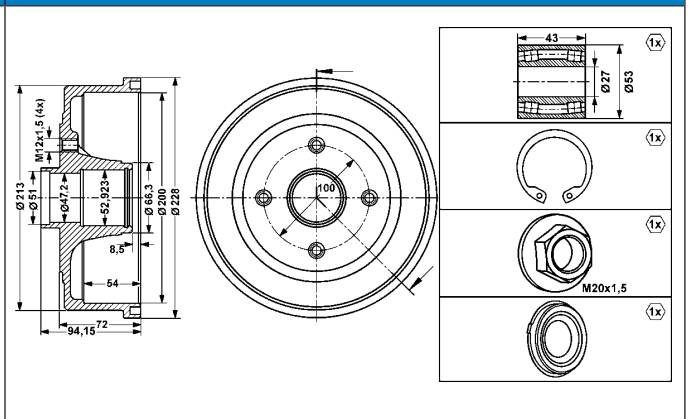
**24.0220-0712.2 480208**  $\varnothing 200,0/201 \times 35$



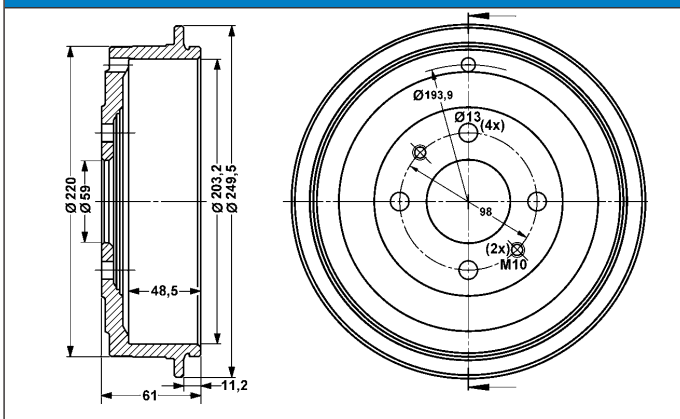
**24.0220-0718.2 480209**  $\varnothing 200,0/201 \times 50$



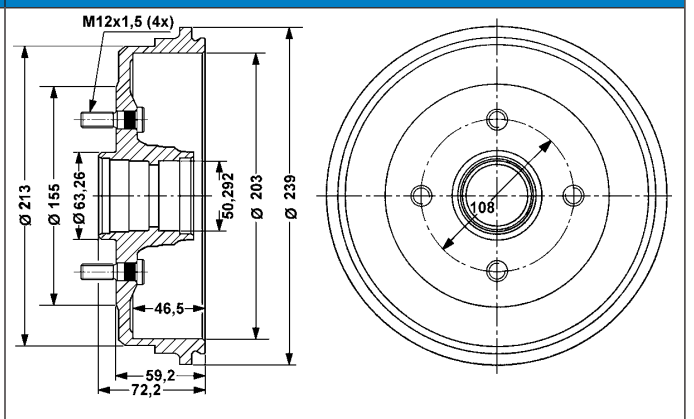
**24.0220-0738.2 480214**  $\varnothing 200,0/201 \times 54$



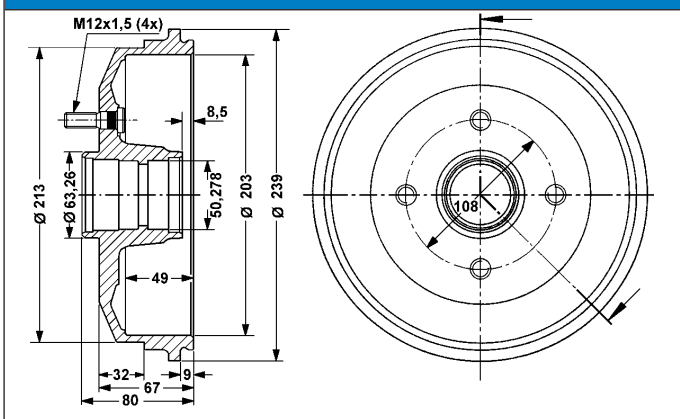
**24.0220-2001.1 480307**  $\varnothing 203,0/204,7 \times 48,5$



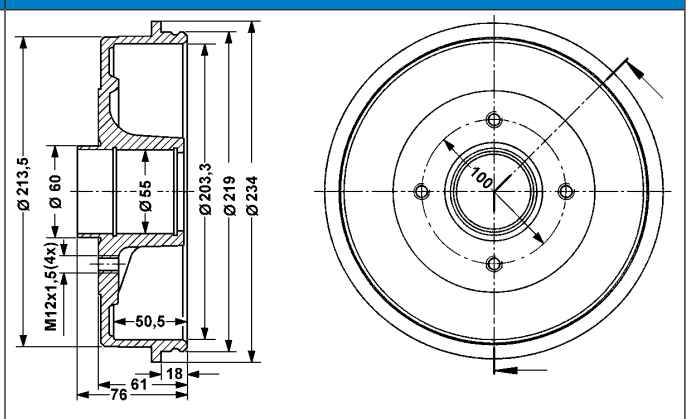
**24.0220-3002.2 480021**  $\varnothing 203,0/204 \times 46,5$



**24.0220-3004.2 480023**  $\varnothing 203,0/204 \times 49$



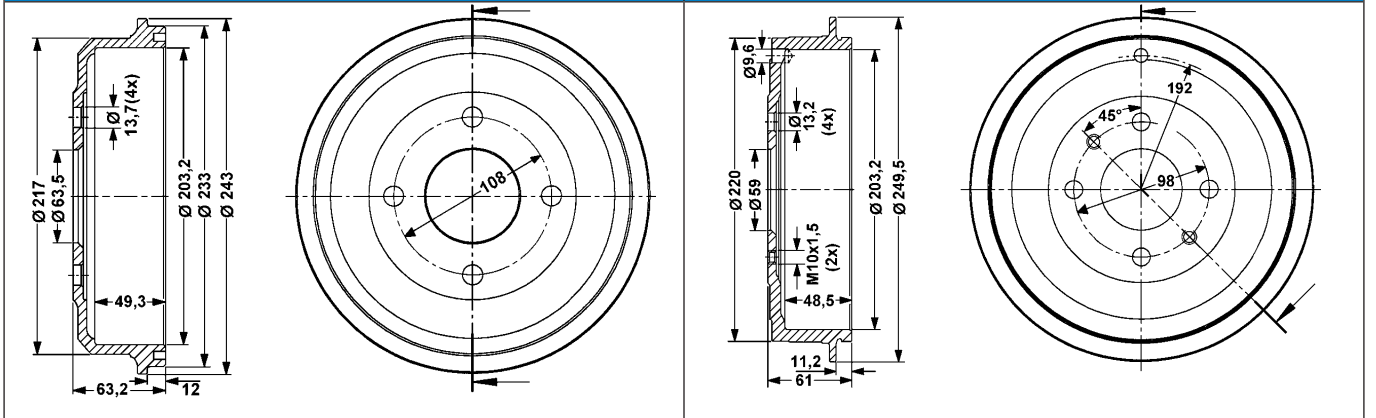
**24.0220-3005.1 480054**  $\varnothing 203,0/204,5 \times 50,5$



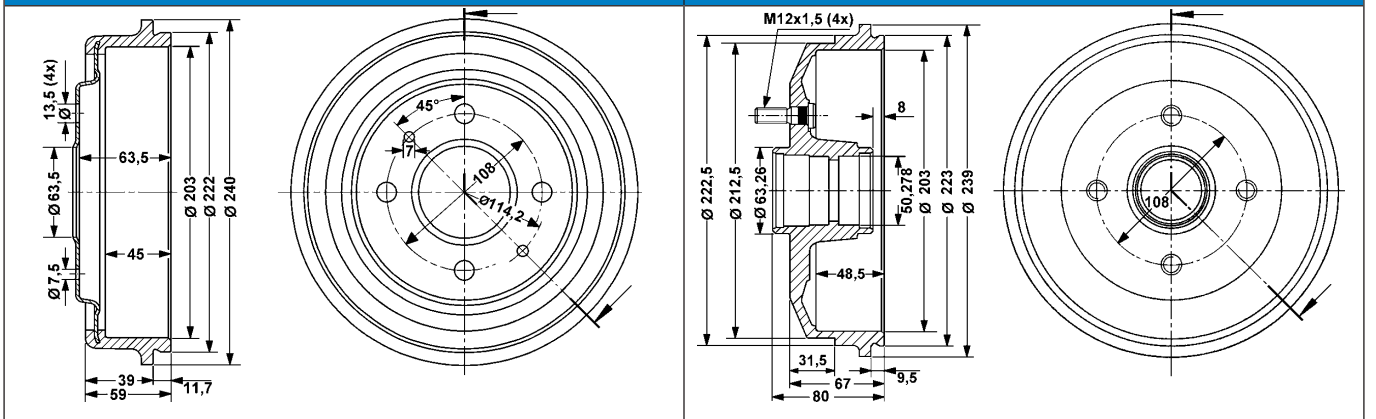
# Abbildungen Bremstrommeln

Illustrations brake drums - Ilustraciones tambores - Illustrations Tambours de frein - Illustrazioni tamburi freno

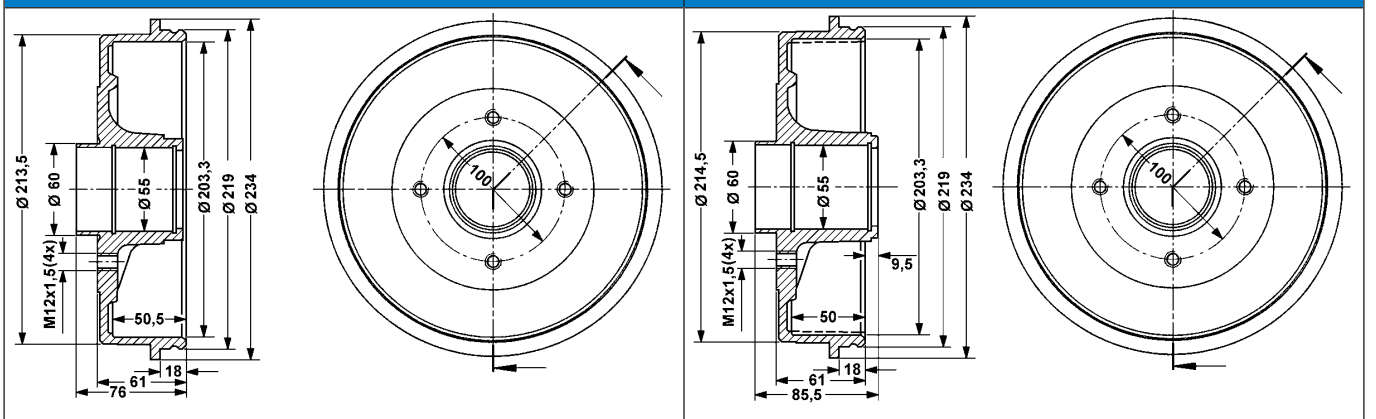
**24.0220-3006.1 480062**  $\varnothing 203,0/204,5 \times 49,3$  **24.0220-3007.1 480064**  $\varnothing 203,0/204,7 \times 48,5$



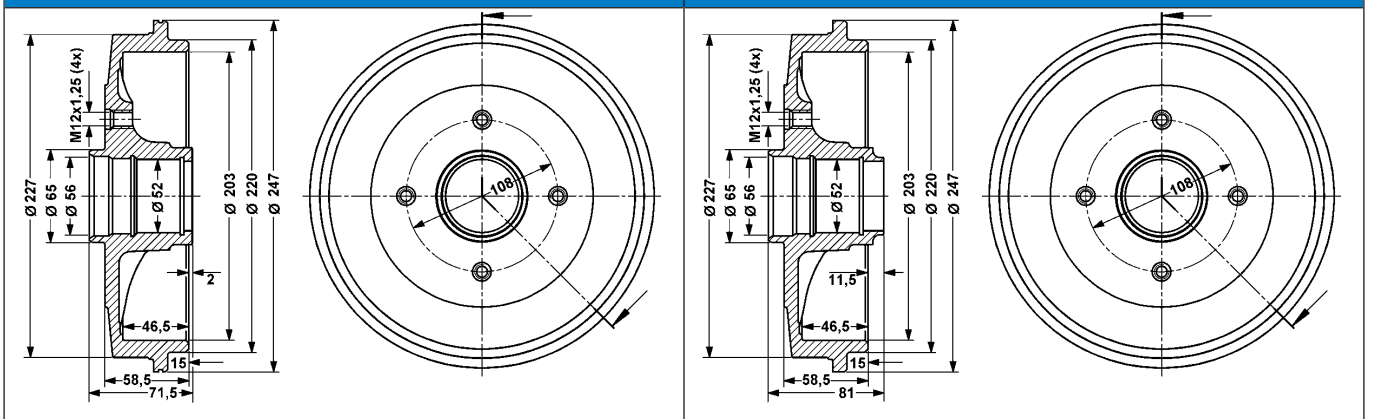
**24.0220-3008.2 480075**  $\varnothing 203,0/204 \times 45$  **24.0220-3009.2 480080**  $\varnothing 203,0/204,3 \times 48,5$



**24.0220-3010.1 480081**  $\varnothing 203,0/204,5 \times 50,5$  **24.0220-3012.1 480088**  $\varnothing 203,0/204,5 \times 50$



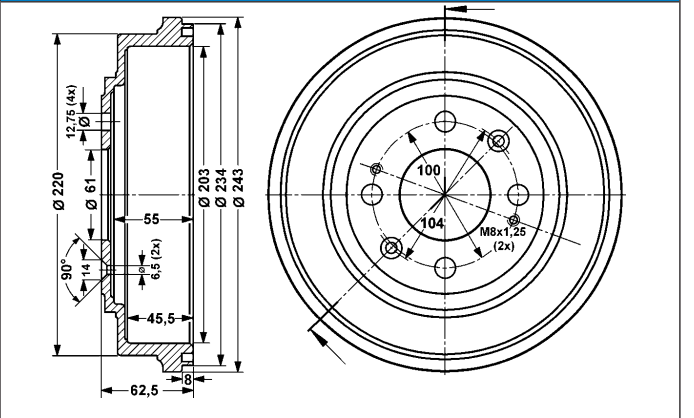
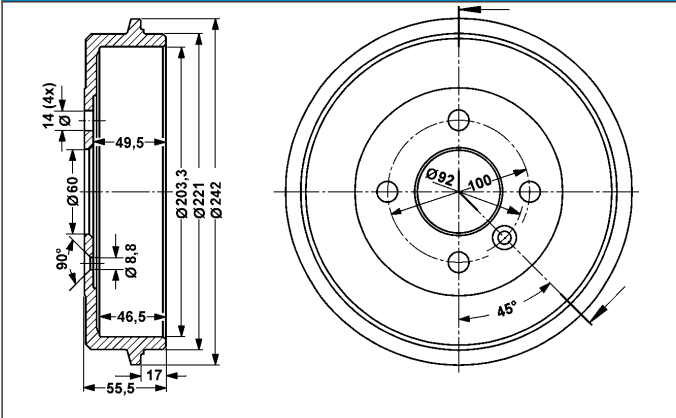
**24.0220-3013.1 480089**  $\varnothing 203,0/204,5 \times 46,5$  **24.0220-3014.1 480090**  $\varnothing 203,0/204,5 \times 46,5$



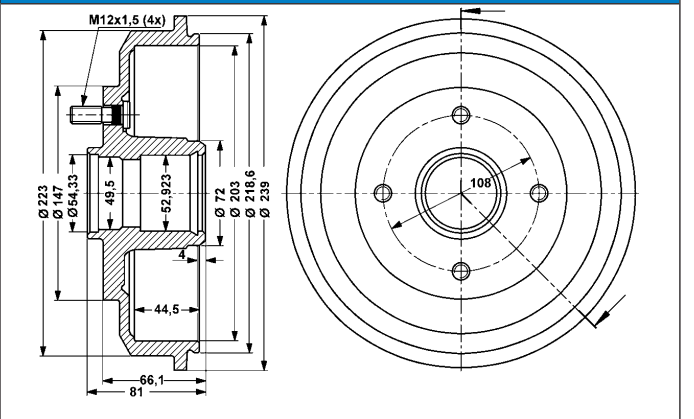
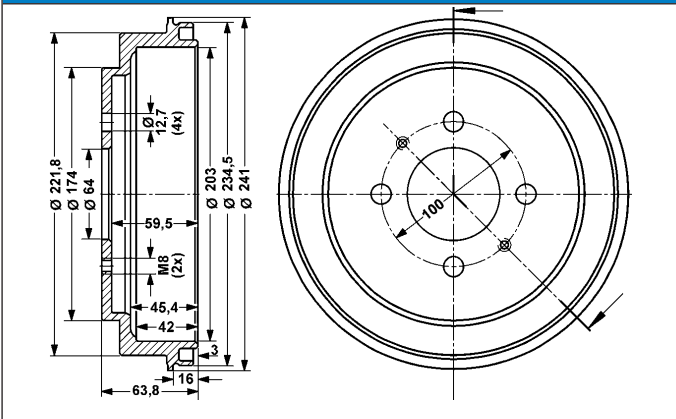
# Abbildungen Bremstrommeln

Illustrations brake drums - Ilustraciones tambores - Illustrations Tambours de frein - Illustrazioni tamburi freno

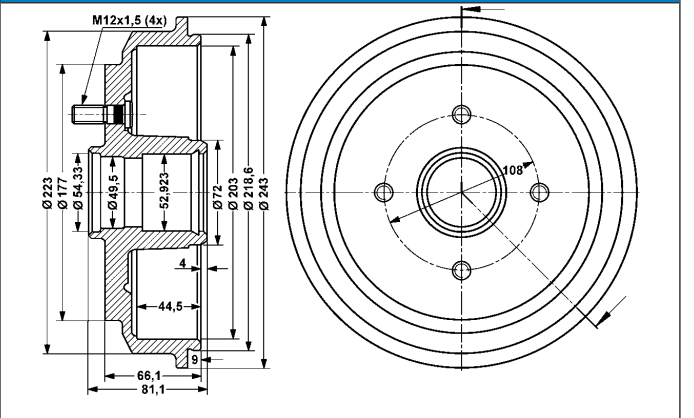
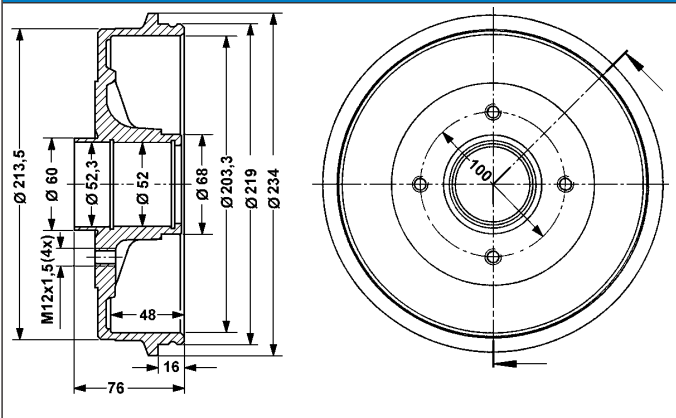
**24.0220-3015.1 480091**  $\varnothing 203,0/204,5 \times 46,5$  **24.0220-3016.1 480107**  $\varnothing 203,0/204 \times 45,5$



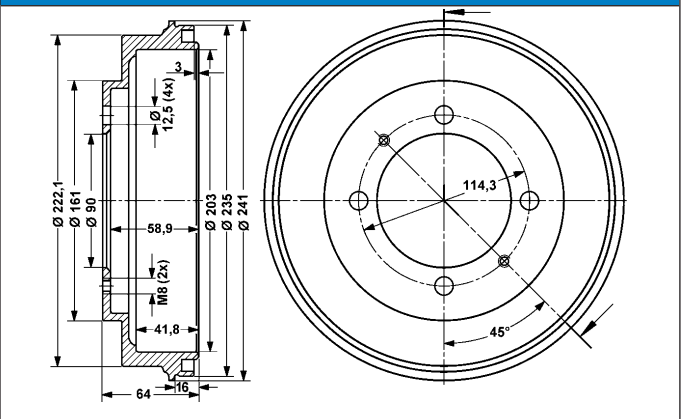
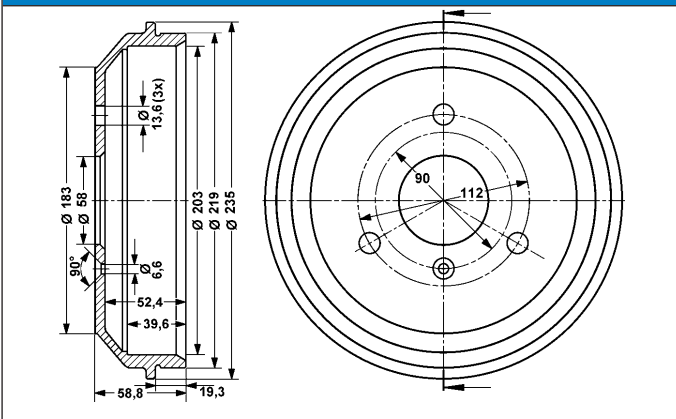
**24.0220-3017.1 480108**  $\varnothing 203,0/205 \times 42$  **24.0220-3020.2 480131**  $\varnothing 203,0/204,3 \times 44,5$



**24.0220-3021.1 480127**  $\varnothing 203,0/204,5 \times 48$  **24.0220-3026.2 480175**  $\varnothing 203,0/204,3 \times 44,5$



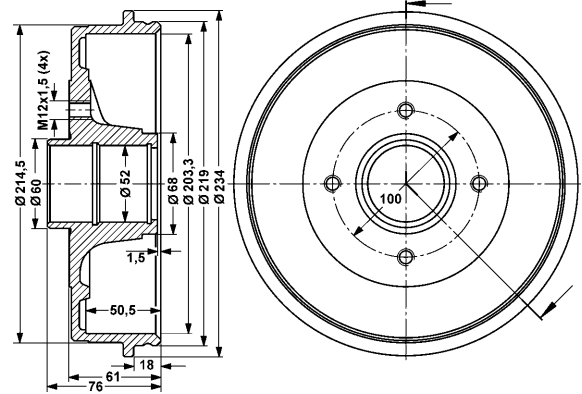
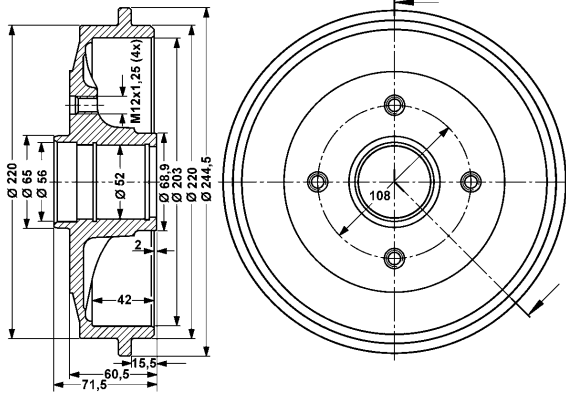
**24.0220-3027.1 480168**  $\varnothing 203,0/204,5 \times 39,6$  **24.0220-3028.1 480169**  $\varnothing 203,0/205 \times 41,8$



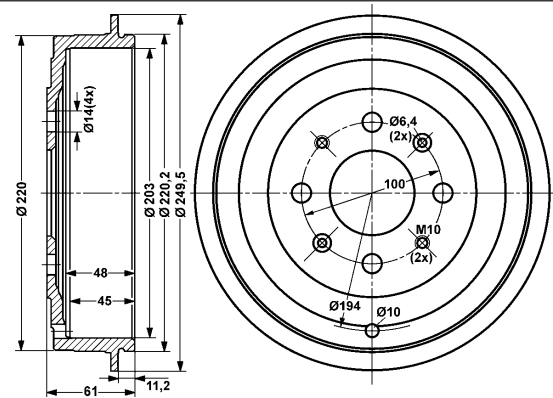
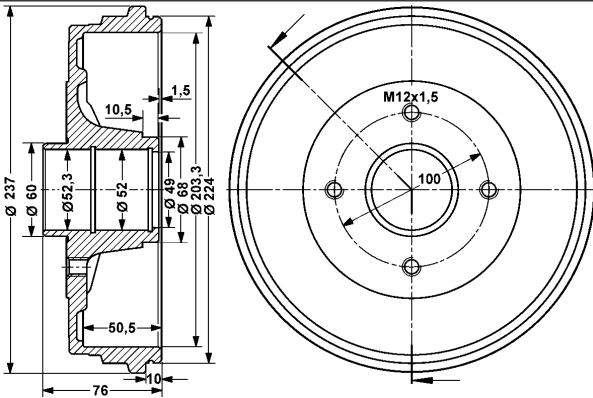
# Abbildungen Bremstrommeln

Illustrations brake drums - Ilustraciones tambores - Illustrations Tambours de frein - Illustrazioni tamburi freno

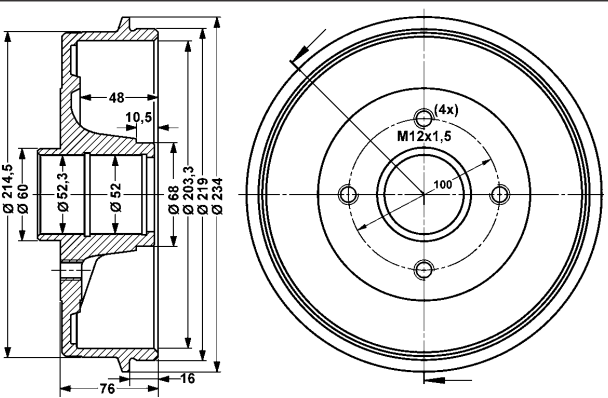
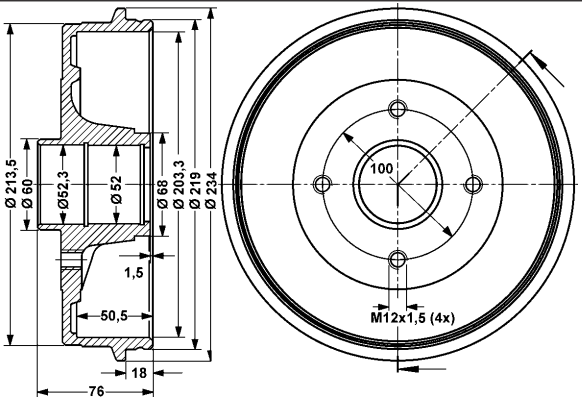
**24.0220-3029.1 480179**  $\varnothing 203,0/204,5 \times 42$  **24.0220-3030.1 480180**  $\varnothing 203,0/204,5 \times 50,5$



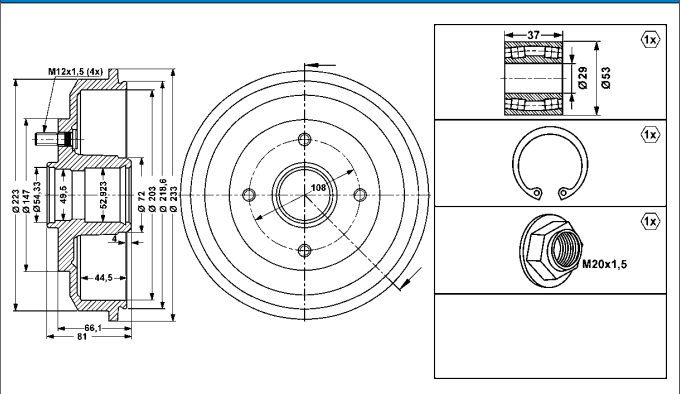
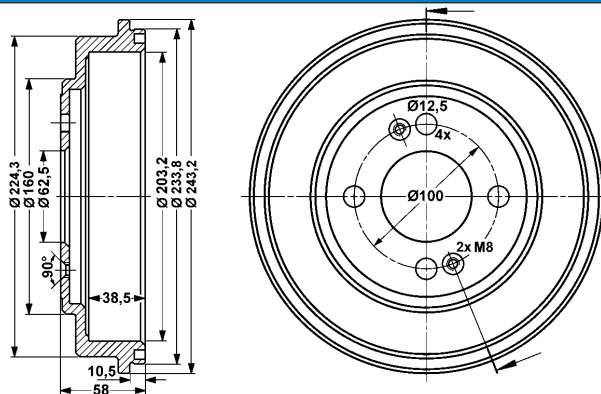
**24.0220-3033.1 480195**  $\varnothing 203,3/204,5 \times 50,5$  **24.0220-3035.1 480300**  $\varnothing 203,0/204,7 \times 45$



**24.0220-3036.1 480301**  $\varnothing 203,3/204,5 \times 50,5$  **24.0220-3037.1 480308**  $\varnothing 203,0/204,5 \times 48$



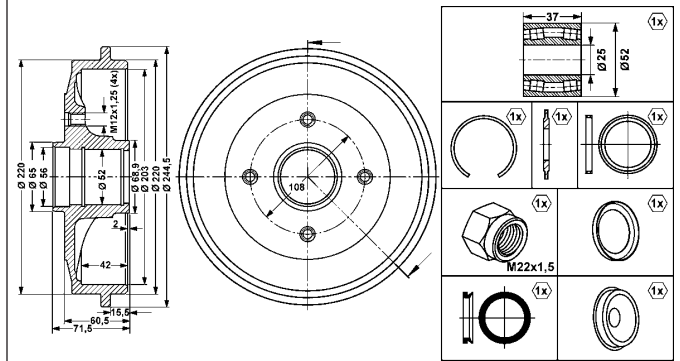
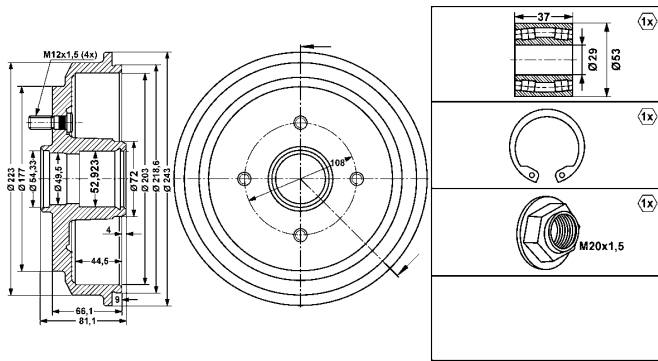
**24.0220-3038.1 480315**  $\varnothing 203,0/205,2 \times 38,5$  **24.0220-3720.2 480210**  $\varnothing 203,0/204,3 \times 44,5$



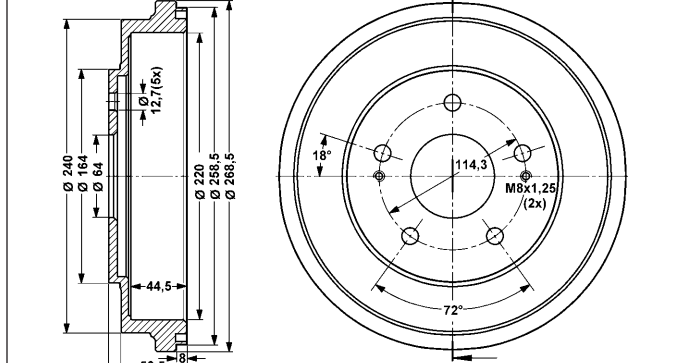
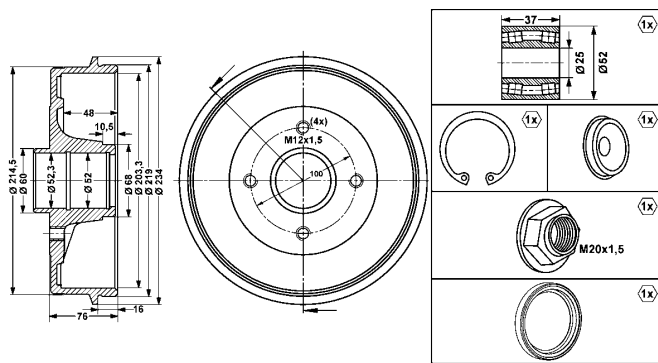
# Abbildungen Bremstrommeln

Illustrations brake drums - Ilustraciones tambores - Illustrations Tambours de frein - Illustrazioni tamburi freno

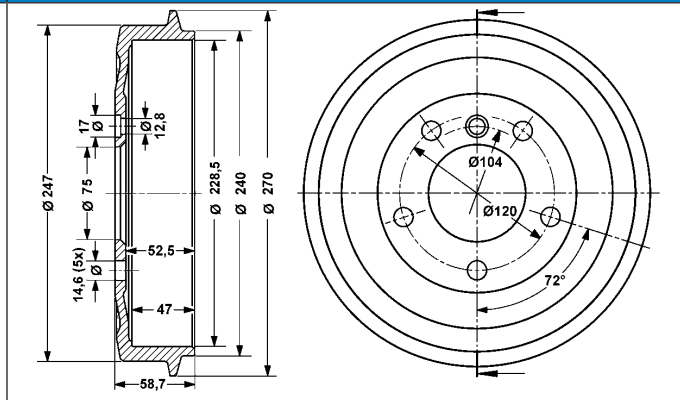
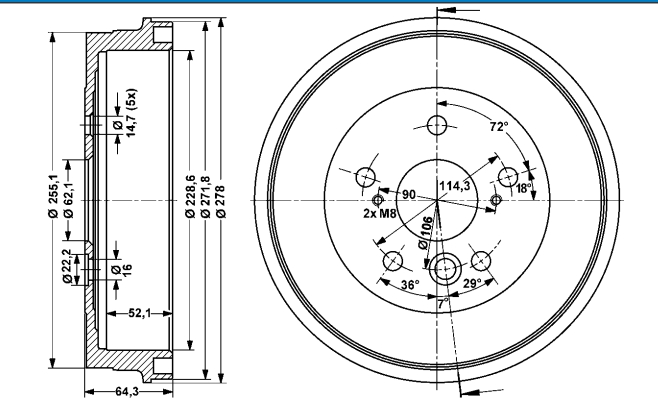
**24.0220-3726.2 480216**  $\varnothing 203,0/204,3 \times 44,5$  **24.0220-3729.2 480217**  $\varnothing 203,0/204,5 \times 42$



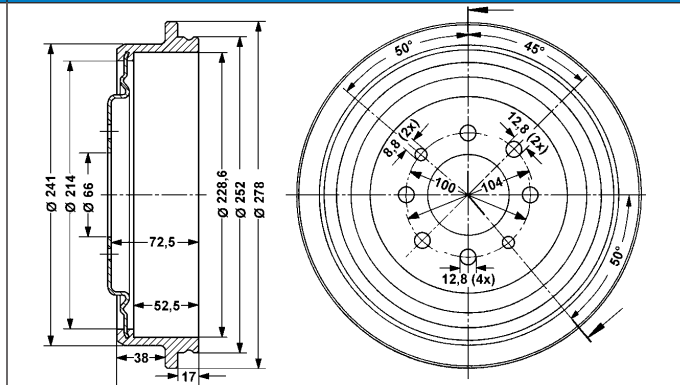
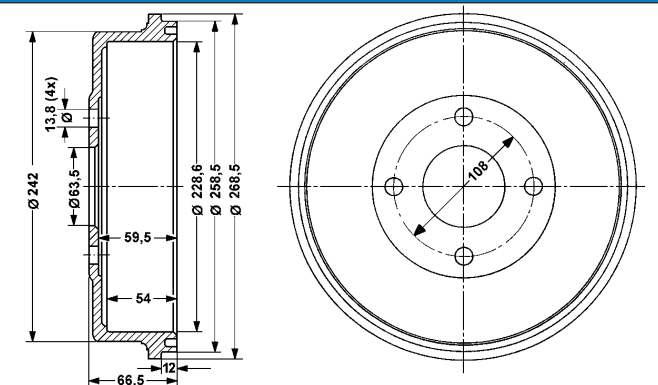
**24.0220-3737.2 480218**  $\varnothing 203,0/204,5 \times 48$  **24.0222-0002.1 480141**  $\varnothing 220,0/221 \times 44,5$



**24.0222-8008.1 480304**  $\varnothing 228,6/230,6 \times 52,1$  **24.0222-8013.1 480030**  $\varnothing 229,0/229,5 \times 47$



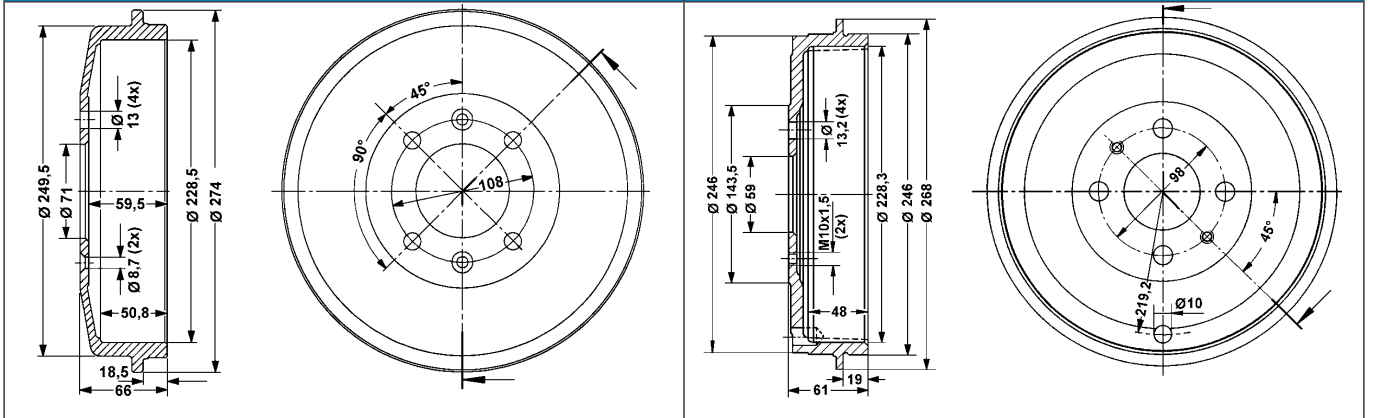
**24.0222-8014.1 480031**  $\varnothing 229,0/230,1 \times 54$  **24.0222-8015.1 480055**  $\varnothing 229,0/229,5 \times 52,5$



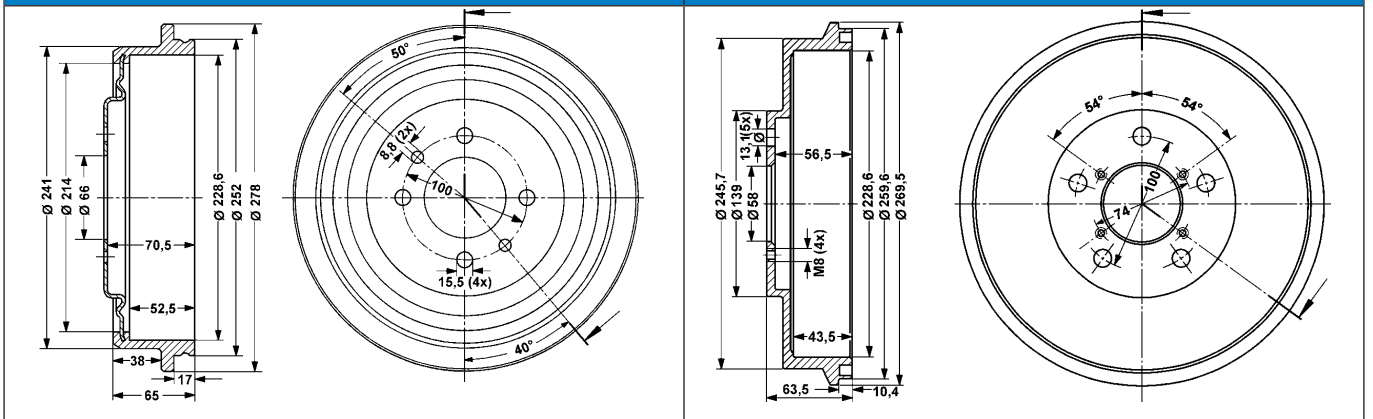
# Abbildungen Bremstrommeln

Illustrations brake drums - Ilustraciones tambores - Illustrations Tambours de frein - Illustrazioni tamburi freno

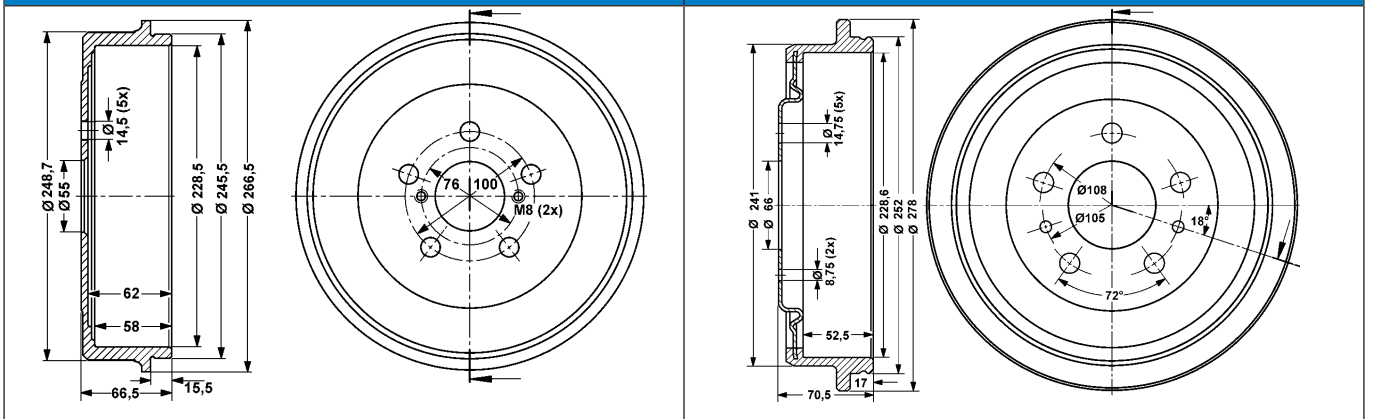
**24.0222-8017.1 480071**  $\varnothing 229,0/230 \times 50,8$  **24.0222-8018.1 480078**  $\varnothing 228,0/230 \times 48$



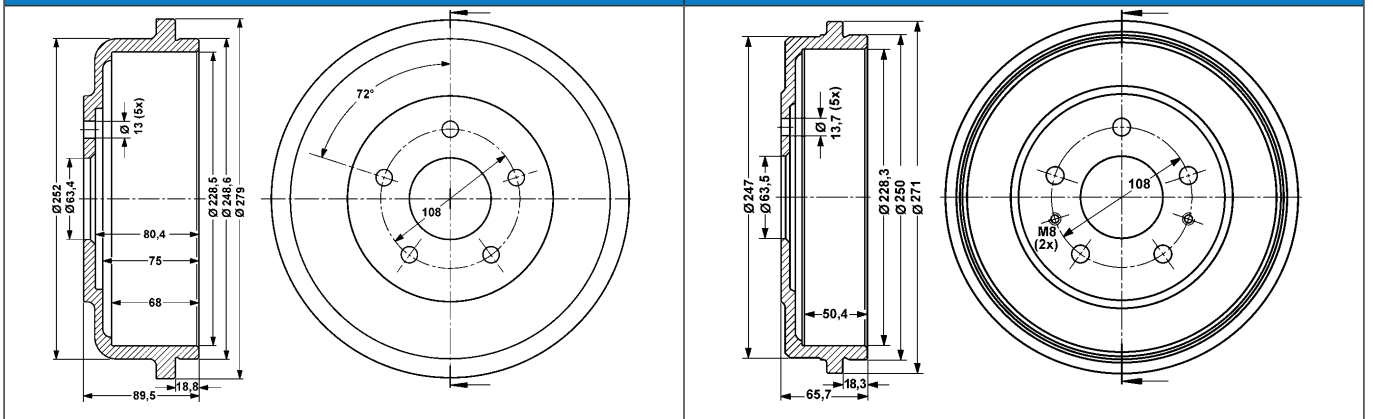
**24.0222-8019.2 480087**  $\varnothing 229,0/229,5 \times 52,5$  **24.0222-8023.1 480094**  $\varnothing 229,0/230 \times 43,5$



**24.0222-8031.1 480152**  $\varnothing 228,6/229,6 \times 58$  **24.0222-8032.1 480170**  $\varnothing 228,6/229,5 \times 52,5$



**24.0222-8033.1 480181**  $\varnothing 228,5/229,6 \times 68$  **24.0222-8035.1 480188**  $\varnothing 228,3/230,3 \times 50,4$

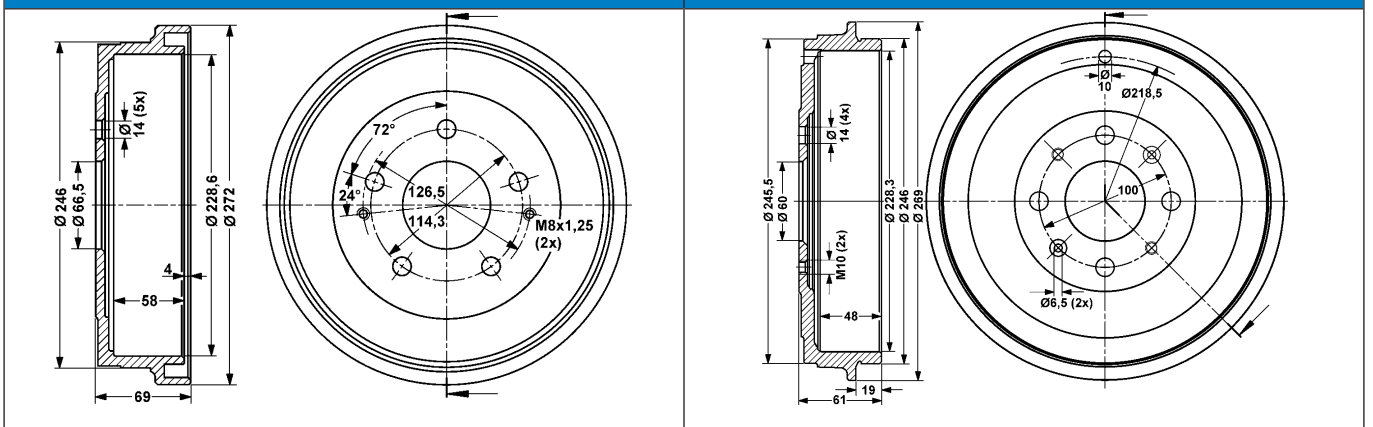




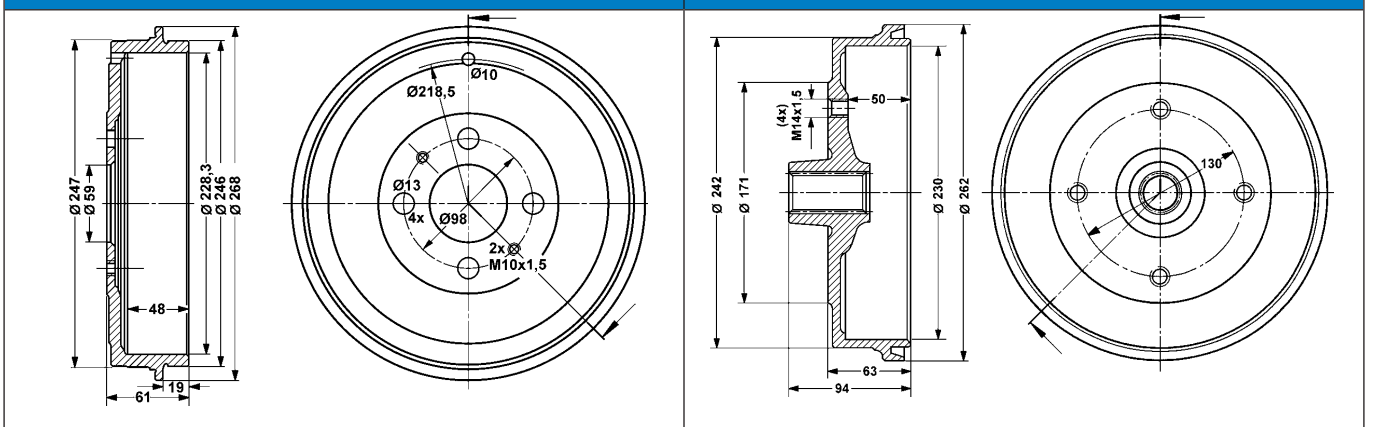
# Abbildungen Bremstrommeln

Illustrations brake drums - Ilustraciones tambores - Illustrations Tambours de frein - Illustrazioni tamburi freno

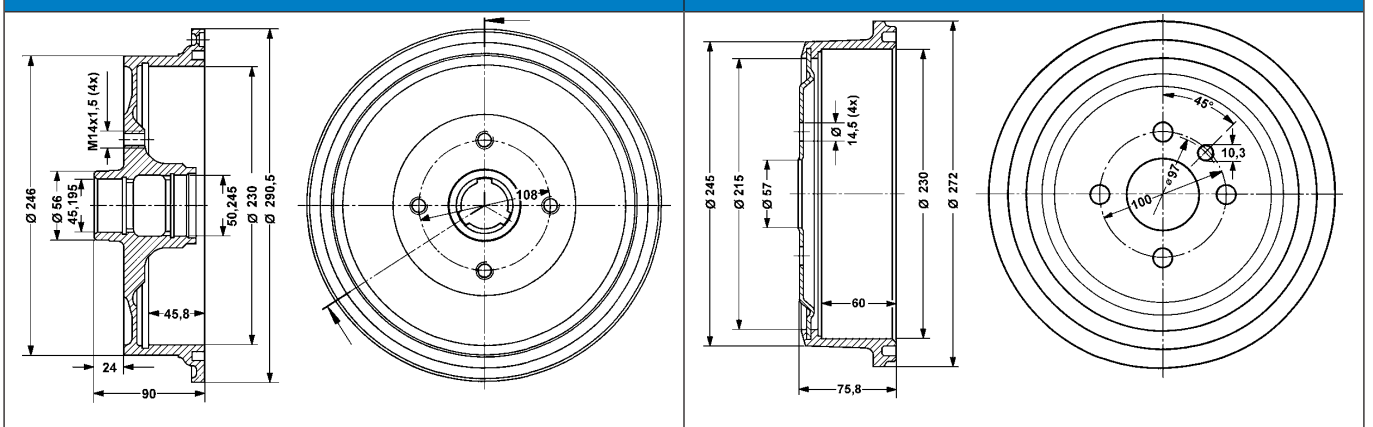
**24.0222-8036.1 480196**  $\varnothing 228,6/230,6 \times 58$  **24.0222-8037.1 480302**  $\varnothing 228,3/230 \times 48$



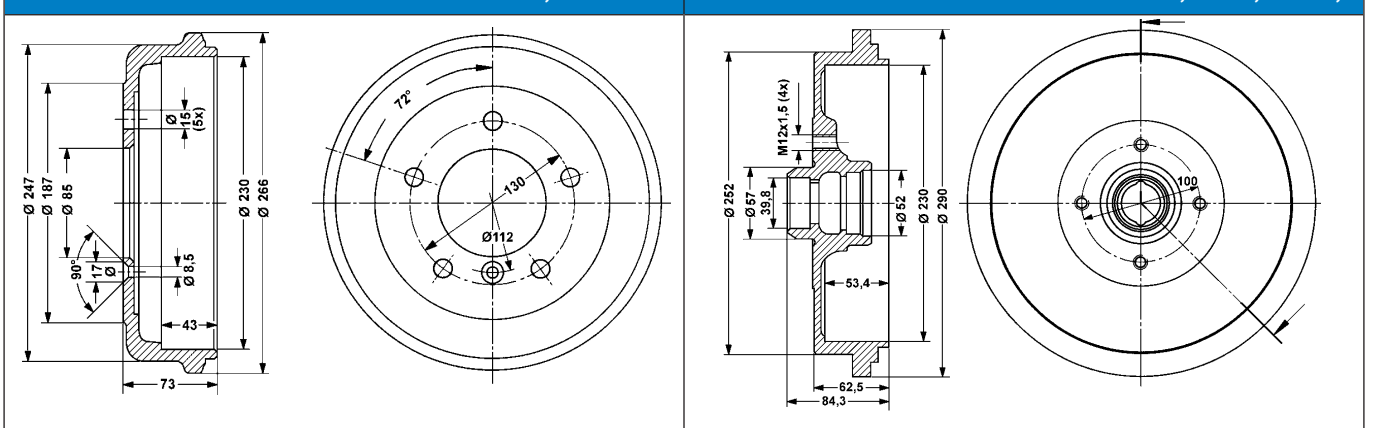
**24.0222-8038.1 480316**  $\varnothing 228,3/230 \times 48$  **24.0223-0003.1 480033**  $\varnothing 230,0/231 \times 50$



**24.0223-0007.1 480037**  $\varnothing 230,0/231 \times 45,8$  **24.0223-0008.2 480038**  $\varnothing 230,0/231 \times 60$



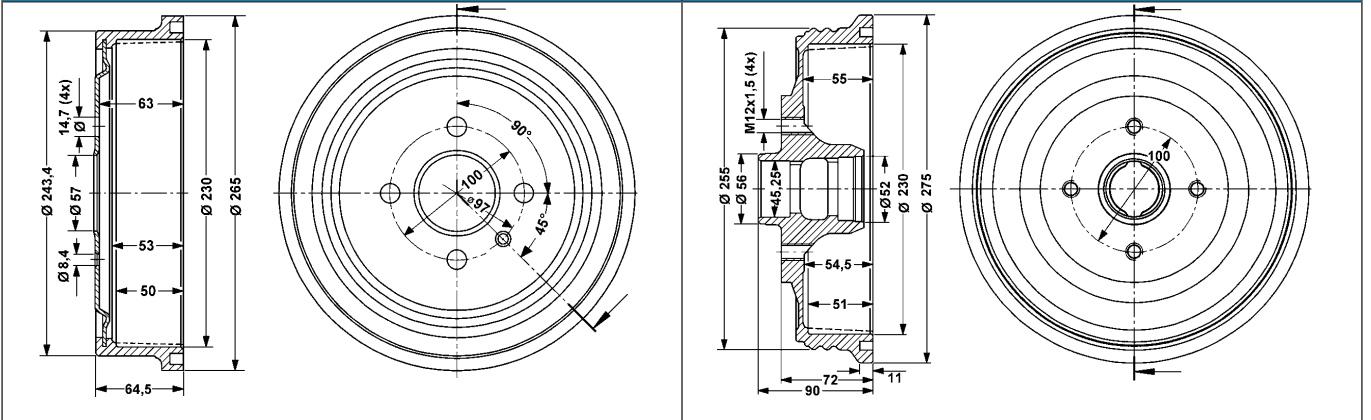
**24.0223-0009.1 480039**  $\varnothing 230,0/231 \times 43$  **24.0223-0012.1 480042**  $\varnothing 230,0/231,5 \times 53,4$



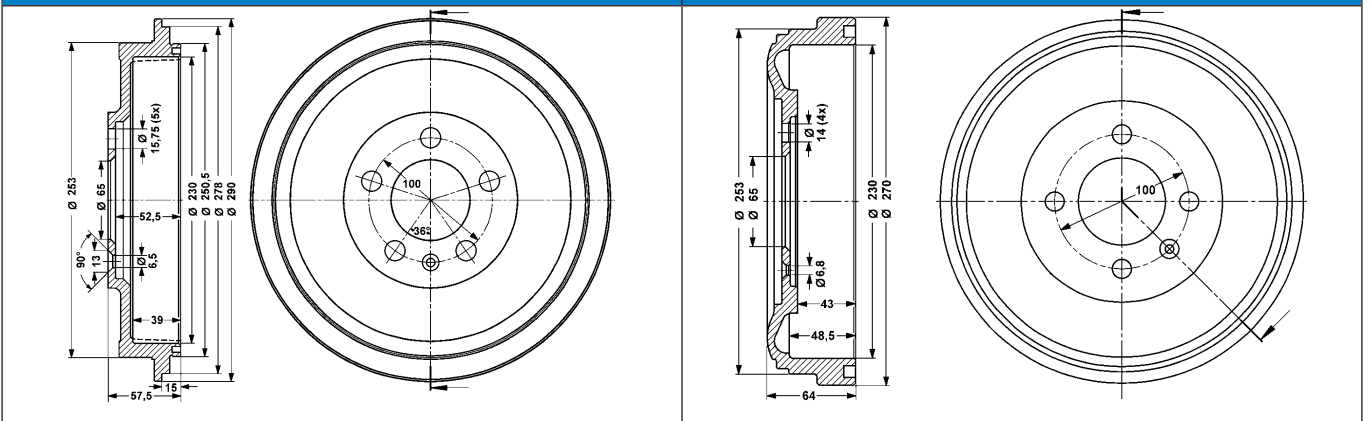
# Abbildungen Bremstrommeln

Illustrations brake drums - Ilustraciones tambores - Illustrations Tambours de frein - Illustrazioni tamburi freno

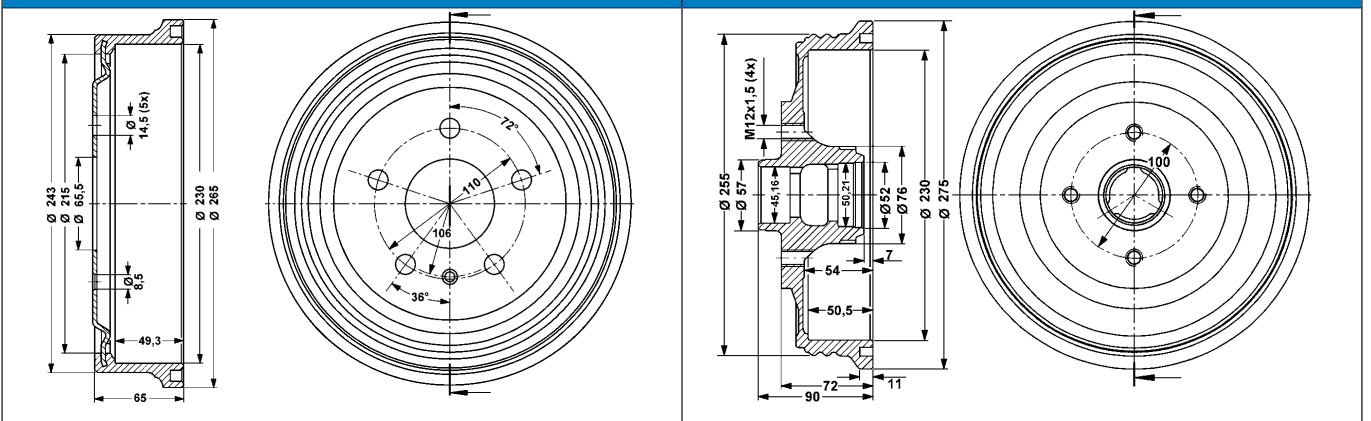
**24.0223-0013.2 480061  $\varnothing 230,0/231 \times 50$  24.0223-0015.1 480073  $\varnothing 230,0/231 \times 51$**



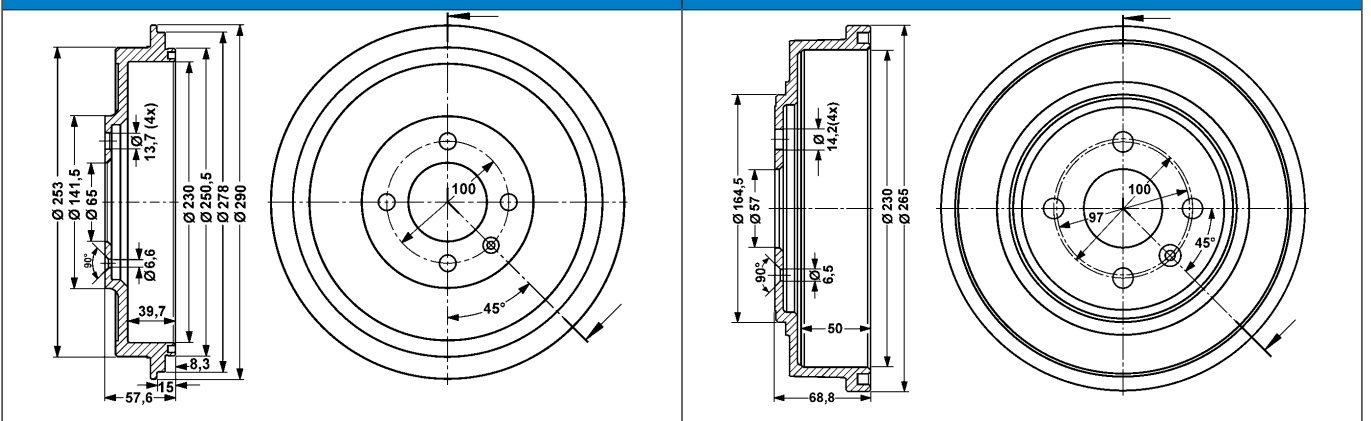
**24.0223-0016.1 480111  $\varnothing 230,0/231,5 \times 39$  24.0223-0017.1 480135  $\varnothing 230,0/231,5 \times 48,5$**



**24.0223-0018.2 480136  $\varnothing 230,0/231 \times 49,3$  24.0223-0019.1 480176  $\varnothing 230,0/231 \times 50,5$**



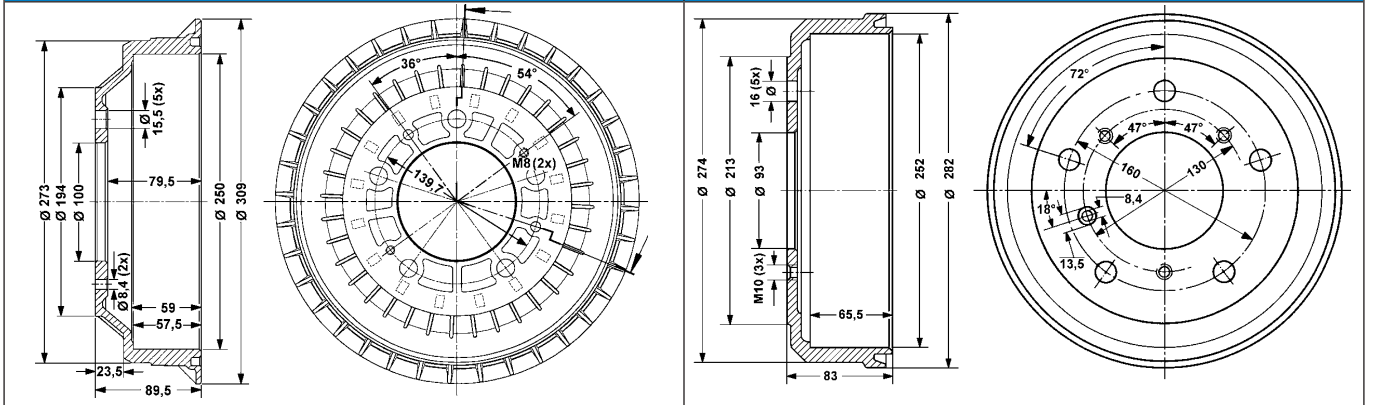
**24.0223-0020.1 480177  $\varnothing 230,0/231,5 \times 39,7$  24.0223-0021.1 480186  $\varnothing 230,0/231 \times 50$**



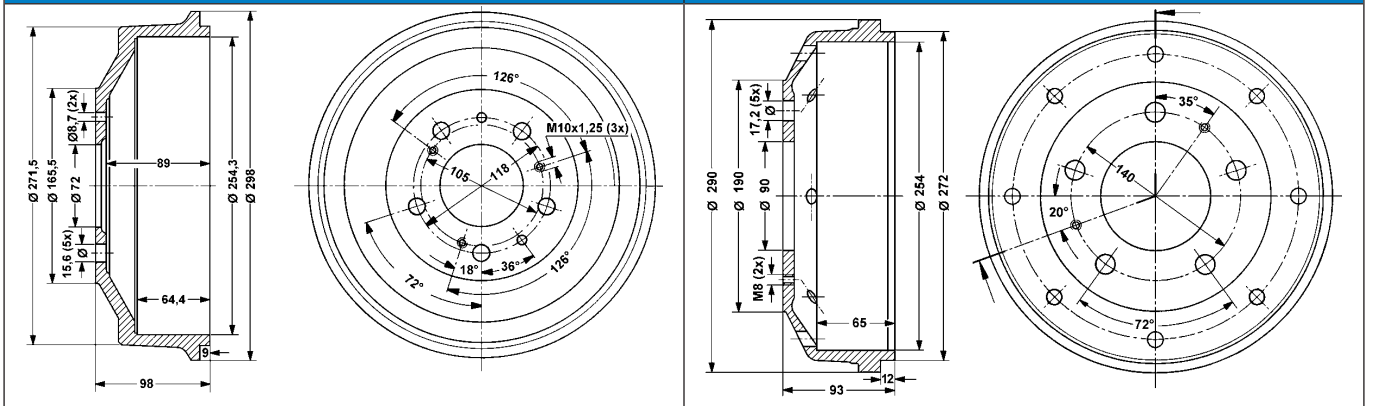
# Abbildungen Bremstrommeln

Illustrations brake drums - Ilustraciones tambores - Illustrations Tambours de frein - Illustrazioni tamburi freno

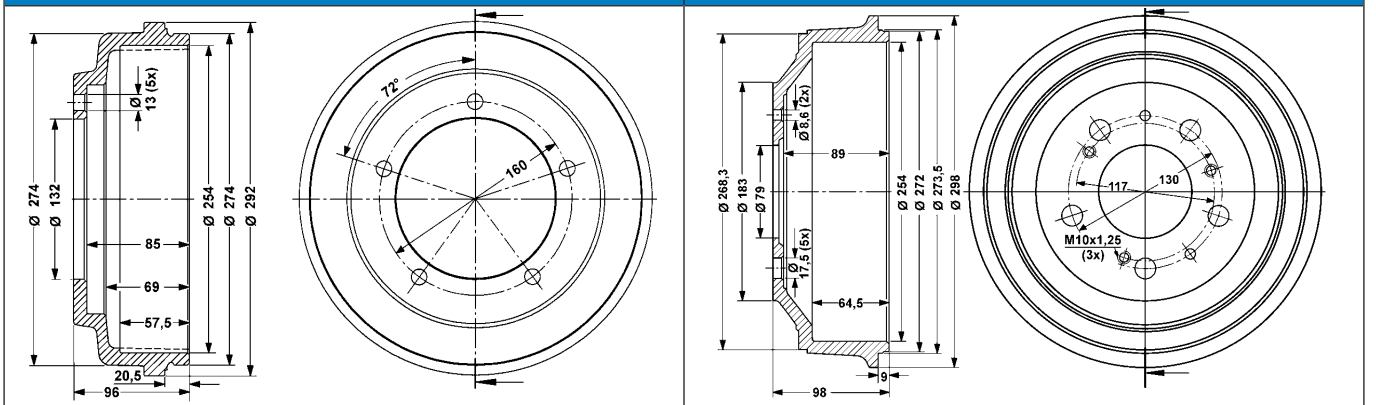
**24.0225-0004.1 480058**  $\varnothing 250,0/251,5 \times 57,5$  **24.0225-2003.1 480047**  $\varnothing 252,0/253,5 \times 65,5$



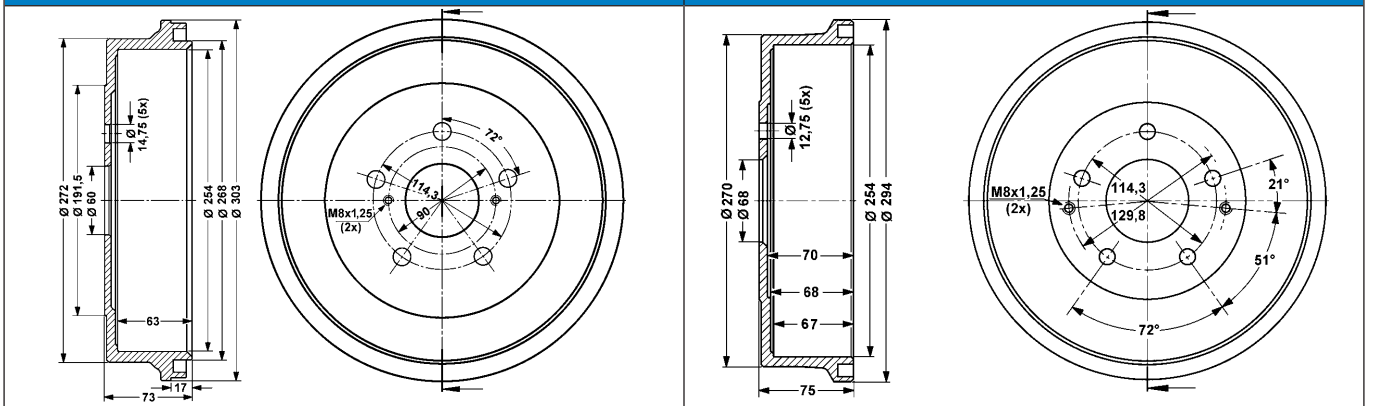
**24.0225-4002.1 480048**  $\varnothing 254,0/255,6 \times 64,4$  **24.0225-4003.1 480049**  $\varnothing 254,0/255 \times 65$



**24.0225-4004.1 480069**  $\varnothing 254,0/256 \times 57,5$  **24.0225-4005.1 480070**  $\varnothing 254,0/255,6 \times 64,5$



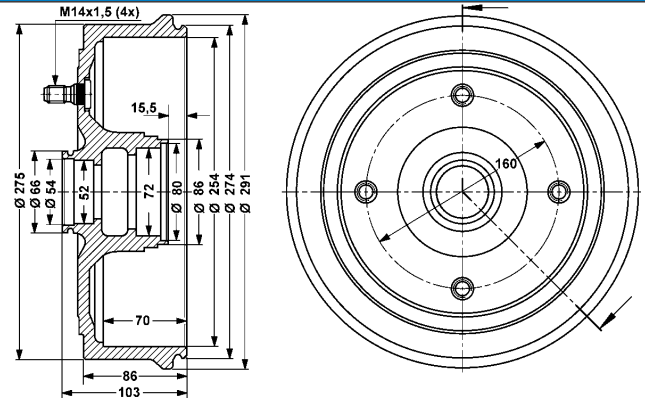
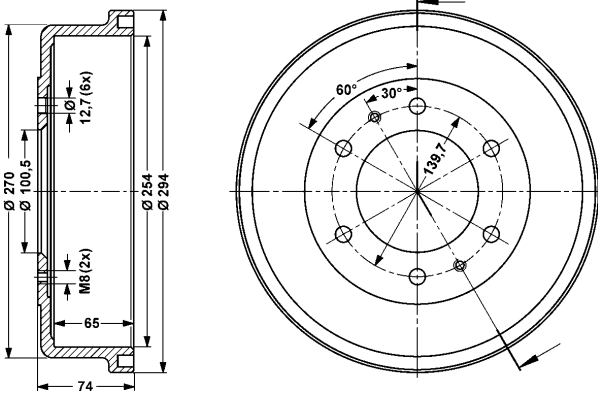
**24.0225-4010.1 480126**  $\varnothing 254,0/256 \times 63$  **24.0225-4012.1 480153**  $\varnothing 254,0/255,5 \times 67$



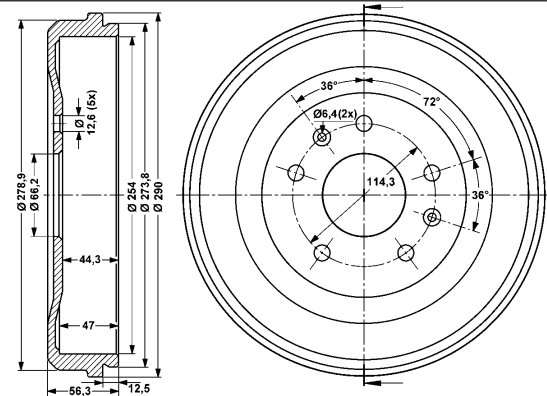
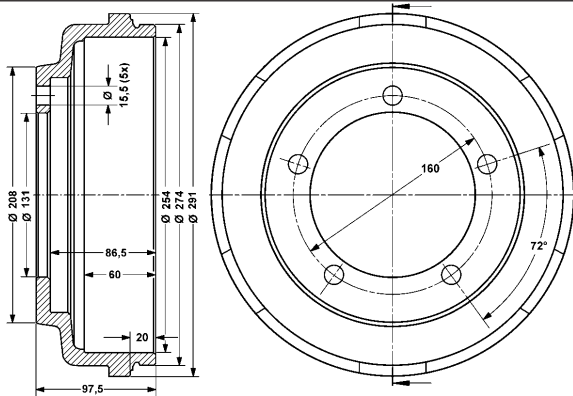
# Abbildungen Bremstrommeln

Illustrations brake drums - Ilustraciones tambores - Illustrations Tambours de frein - Illustrazioni tamburi freno

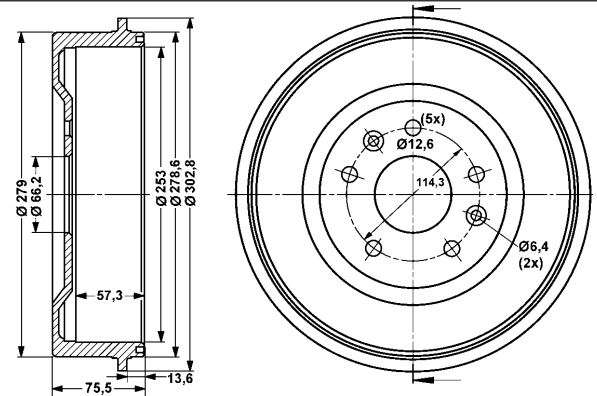
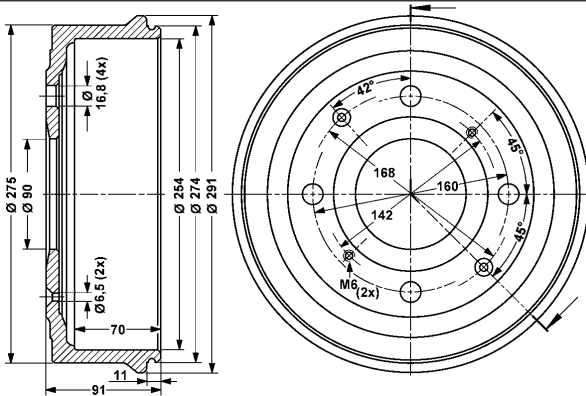
**24.0225-4014.1 480155**  $\varnothing 254,0/255,5 \times 65$  **24.0225-4015.2 480178**  $\varnothing 254,0/254,8 \times 70$



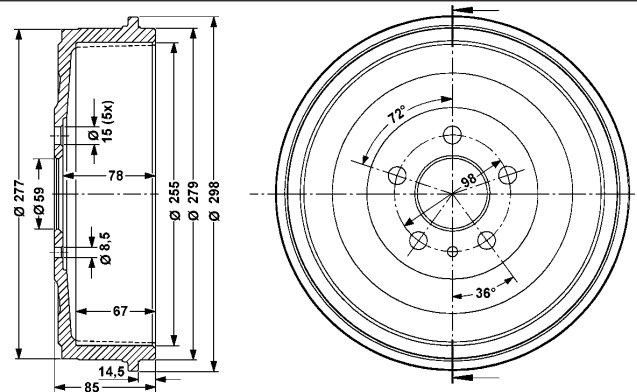
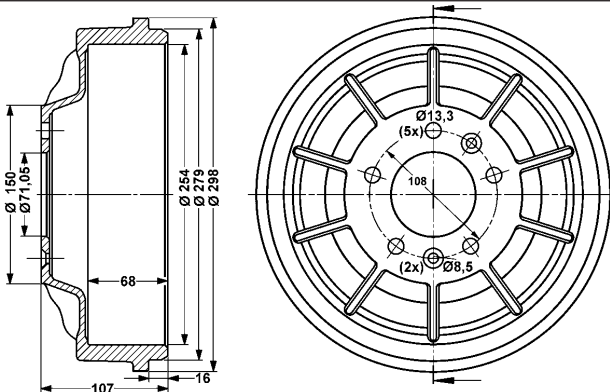
**24.0225-4016.1 480171**  $\varnothing 254,0/256 \times 60$  **24.0225-4017.1 480182**  $\varnothing 254,0/255,5 \times 47$



**24.0225-4019.1 480305**  $\varnothing 254,0/254,8 \times 70$  **24.0225-4020.1 480310**  $\varnothing 254,0/255,5 \times 57,3$



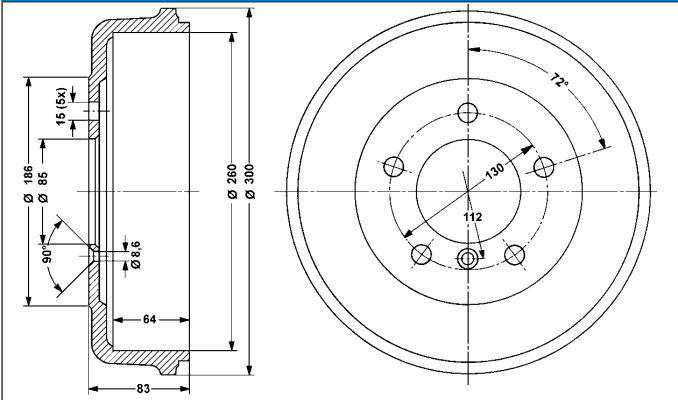
**24.0225-4021.1 480311**  $\varnothing 254,0/256,2 \times 68$  **24.0225-5003.1 480066**  $\varnothing 255,0/256 \times 67$



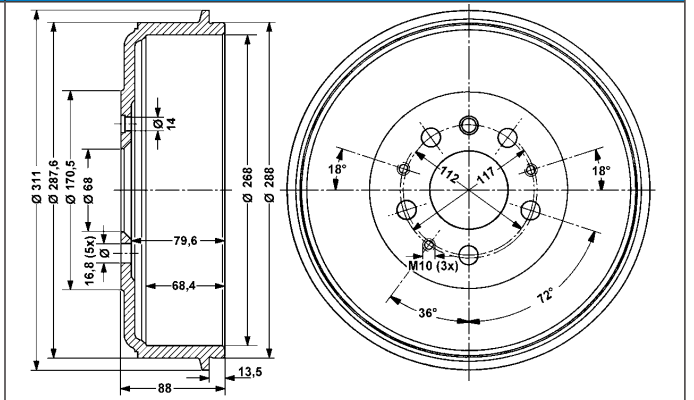
# Abbildungen Bremstrommeln

Illustrations brake drums - Ilustraciones tambores - Illustrations Tambours de frein - Illustrazioni tamburi freno

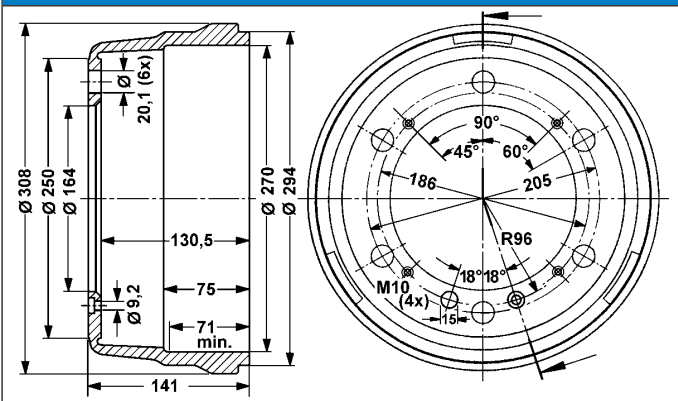
**24.0226-0001.1 480050**  $\varnothing 260,0/261,5 \times 64$



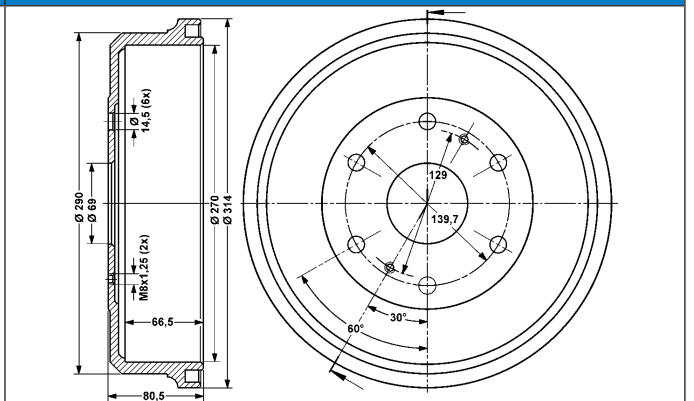
**24.0226-8001.1 480051**  $\varnothing 268,0/269,5 \times 68,4$



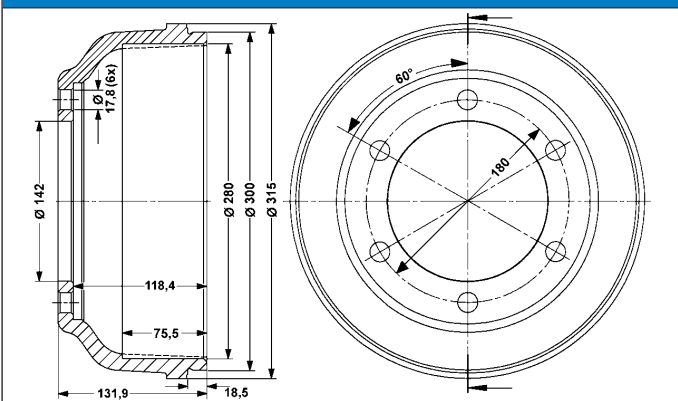
**24.0227-0001.1 480052**  $\varnothing 270,0/271,5 \times 71$



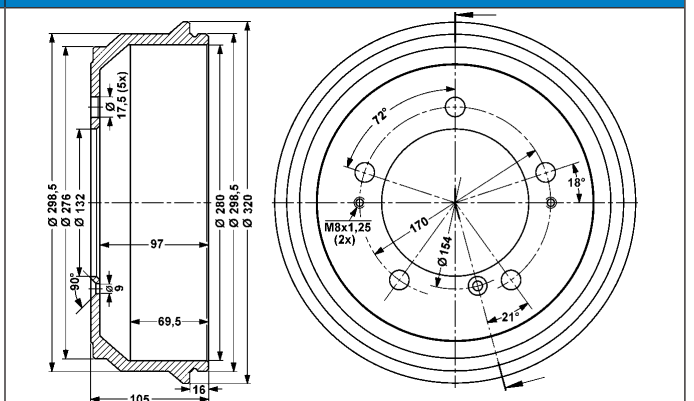
**24.0227-0004.1 480303**  $\varnothing 270,0/272 \times 66,5$



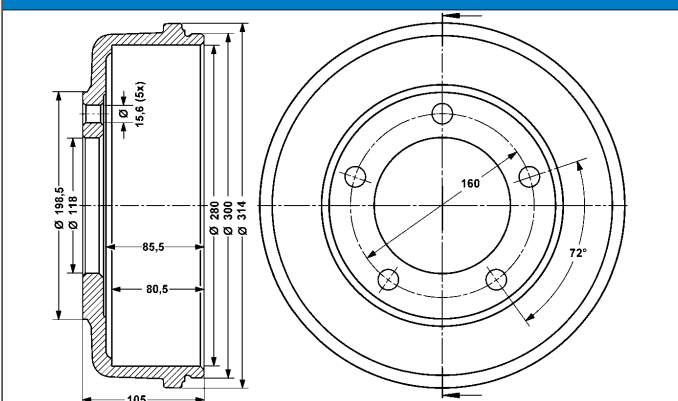
**24.0228-0001.1 480068**  $\varnothing 280,0/282 \times 75,5$



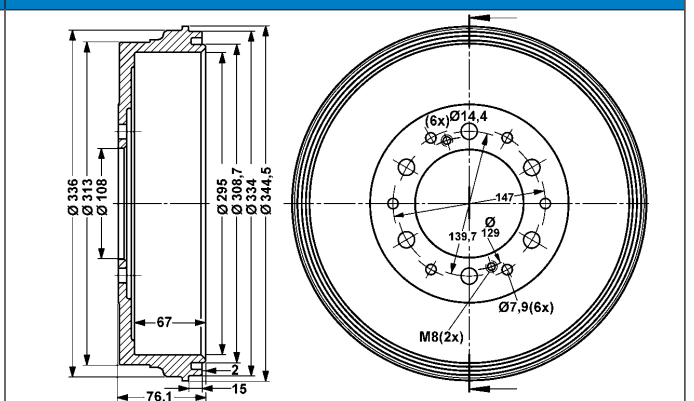
**24.0228-0002.1 480159**  $\varnothing 280,0/282 \times 69,5$



**24.0228-0004.1 480173**  $\varnothing 280,0/282 \times 80,5$



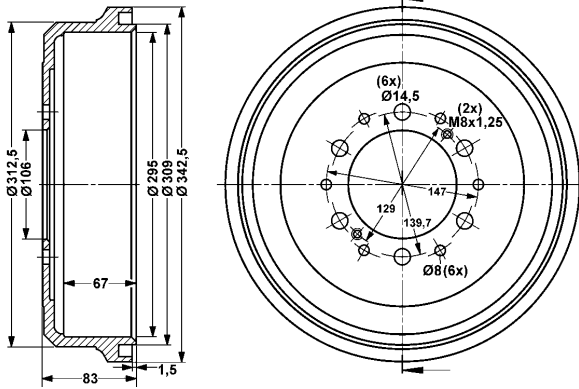
**24.0229-5003.1 480306**  $\varnothing 295,0/297 \times 67$



# Abbildungen Bremstrommeln

Illustrations brake drums - Ilustraciones tambores - Illustrations Tambours de frein - Illustrazioni tamburi freno

24.0229-5004.1 480312  $\varnothing 295,0/297 \times 67$





**DE** Technische Übersetzungen

**EN** Technical translations

**ES** Traducciones técnicas

**FR** Traductions techniques
















**IT** Traduzioni tecniche

**2018**



# Technische Übersetzungen

Technical translations - Traducciones tecnicas - Traductions techniques - Traduzioni tecniche

DE		DE	
	Bremstrommel	+ RZ	mit Radbremszylinder
	Seilzug, Feststellbremse	+ RZR	mit integriertem Regler
	Bremsbackensatz, Feststellbremse	+ SCS	für Fahrzeuge mit SCS
	Radbremszylinder	+ Zub	mit Zubehör
	Bremsbackensatz	- ABS	für Fahrzeuge ohne ABS nicht für ABS
	hinten	- ABS Ring	ohne ABS-Sensorring
	Hinterachse links	- AHK	für Fahrzeuge ohne AHK
	Hinterachse rechts	AKE	Bremssystem, Akebono
	hinten links	ALU	Aluminium
	vorne links	Anzahl Sitz- plätze	Anzahl Sitzplätze
	mitte	AP	Bremssystem, AP Lockheed
	hinten rechts	- ASR	für Fahrzeuge ohne ASR
	vorne rechts	- AUT	ohne automatische Nachstellung
	vorne	Automatikge- triebe	Automatikgetriebe
	Vorderachse links	Baumuster	Baumuster
/	Max.Br.Tr.ausdrehmaß [mm]	BDX	Bremssystem, Bendix
+ ABS	für Fahrzeuge mit ABS für ABS	Bördelform	Bördelform
+ ABS Ring	mit ABS-Sensorring	BOS	Bremssystem, Bosch
+ AUT	mit automatischer Nachstellung	Br.Tr.Höhe ges. [mm]	Br.Tr.Höhe ges. [mm]
+ ESP	für Fahrzeuge mit ESP	Br.trommel- durchm.auße n [mm]	Br.trommeldurchm.außen [mm]
+ HEB	mit Hebel	Br.trommel- durchm.inne n [Zoll]	Br.trommeldurchm.innen [Zoll]
+ J	Japan	Brems-/ Fahrdyn. Artikelbezug	Brems-/Fahrdyn. Artikelbezug
+ PR	für PR-Nummer	Bremsba- ckensatz	Bremsbackensatz
+ RLG	mit Radlager	Bremsba- ckensatz, Feststell- bremse	Bremsbackensatz, Feststellbremse
		Brems- trommel	Bremstrommel
		Bus	Bus
		DEL	Bremssystem, Delco



# Technische Übersetzungen

Technical translations - Traducciones tecnicas - Traductions techniques - Traduzioni tecniche

DE		DE	
<b>Durchmesser Aufnahme [mm]</b>	Durchmesser Aufnahme [mm]	<b>für Fahrzeuge mit erhöhter Bodenfreiheit</b>	für Fahrzeuge mit erhöhter Bodenfreiheit
<b>E</b>	E	<b>für Fahrzeuge mit Klimaanlage</b>	für Fahrzeuge mit Klimaanlage
<b>Easy Quick</b>	Artikelzusatzbezeichnung, Easy Quick	<b>für Fahrzeuge mit Niveauregulierung</b>	für Fahrzeuge mit Niveauregulierung
<b>- eFSB</b>	für Fahrzeuge ohne elektronische Feststellbremse	<b>für Fahrzeuge mit Scheibenbremse an der Hinterachse</b>	für Fahrzeuge mit Scheibenbremse an der Hinterachse
<b>Einzelteile siehe Stückliste</b>	Einzelteile siehe Stückliste	<b>für Fahrzeuge mit Schlechtwegeausführung</b>	für Fahrzeuge mit Schlechtwegeausführung
<b>- ESP</b>	für Fahrzeuge ohne ESP	<b>für Fahrzeuge mit Trommelbremse an der Hinterachse</b>	für Fahrzeuge mit Trommelbremse an der Hinterachse
<b>F</b>	F	<b>für Fahrzeuge mit verstärktem Fahrwerk</b>	für Fahrzeuge mit verstärktem Fahrwerk
<b>Felge Lochzahl</b>	Felge Lochzahl	<b>für Fahrzeuge mit verstärkter Bremse</b>	für Fahrzeuge mit verstärkter Bremse
<b>Frankreich</b>	Frankreich	<b>für Fahrzeuge ohne Aktivlenkung</b>	für Fahrzeuge ohne Aktivlenkung
<b>Frontantrieb</b>	Frontantrieb	<b>für Fahrzeuge ohne Anhängervorrichtung</b>	für Fahrzeuge ohne Anhängervorrichtung
<b>für Behördenfahrzeuge</b>	für Behördenfahrzeuge	<b>für Fahrzeuge ohne Bremskraftregler</b>	für Fahrzeuge ohne Bremskraftregler
<b>für Doppelbereifung</b>	für Doppelbereifung	<b>für Fahrzeuge ohne Bremskraftverstärker</b>	für Fahrzeuge ohne Bremskraftverstärker
<b>für Einfachbereifung</b>	für Einfachbereifung	<b>für Fahrzeuge mit Drehsitz</b>	für Fahrzeuge mit Drehsitz
<b>für erhöhte Nutzlast</b>	für erhöhte Nutzlast	<b>für Fahrzeuge mit elektronischer Bremskraftverteilung (EBD)</b>	für Fahrzeuge mit elektronischer Bremskraftverteilung (EBD)
<b>für Fahrzeuge mit Aktivlenkung</b>	für Fahrzeuge mit Aktivlenkung		
<b>für Fahrzeuge mit Bremskraftregler</b>	für Fahrzeuge mit Bremskraftregler		
<b>für Fahrzeuge mit Bremskraftverstärker</b>	für Fahrzeuge mit Bremskraftverstärker		
<b>für Fahrzeuge mit Drehsitz</b>	für Fahrzeuge mit Drehsitz		
<b>für Fahrzeuge mit elektronischer Bremskraftverteilung (EBD)</b>	für Fahrzeuge mit elektronischer Bremskraftverteilung (EBD)		

# Technische Übersetzungen

Technical translations - Traducciones tecnicas - Traductions techniques - Traduzioni tecniche

DE		DE	
<b>für Fahrzeuge ohne Drehsitz</b>	für Fahrzeuge ohne Drehsitz	<b>Innendurchmesser 1 [mm]</b>	Innendurchmesser 1 [mm]
<b>für Fahrzeuge ohne Klimaanlage</b>	für Fahrzeuge ohne Klimaanlage	<b>Innendurchmesser 2 [mm]</b>	Innendurchmesser 2 [mm]
<b>für Fahrzeuge ohne Niveauregulierung</b>	für Fahrzeuge ohne Niveauregulierung	<b>- J</b>	Japan
		<b>Japan</b>	Japan
		<b>Kasten</b>	Kasten
<b>für Fahrzeuge ohne Schlechtwegeausführung</b>	für Fahrzeuge ohne Schlechtwegeausführung	<b>Kasten/Kombi</b>	Kasten/Kombi
		<b>Komponentennummer</b>	Komponentennummer
<b>für Fahrzeuge ohne Sportfahrwerk</b>	für Fahrzeuge ohne Sportfahrwerk	<b>kurze Ausführung</b>	kurze Ausführung
		<b>kurzer Radstand</b>	kurzer Radstand
<b>für Fahrzeuge ohne verstärktes Fahrwerk</b>	für Fahrzeuge ohne verstärktes Fahrwerk	<b>L=</b>	Länge [mm]
		<b>L2=</b>	Länge 2 [mm]
		<b>langer Radstand</b>	langer Radstand
<b>für Linkslenker</b>	für Linkslenker	<b>Lochanzahl</b>	Lochanzahl
<b>für Motornummer</b>	für Motornummer	<b>Lochkreis-Ø [mm]</b>	Lochkreis-Ø [mm]
<b>für Rechtslenker</b>	für Rechtslenker	<b>luftgefederte Achse</b>	luftgefederte Achse
<b>für Reifenabmessung</b>	für Reifenabmessung	<b>Made in</b>	Fahrzeugproduktionsland
<b>für verlängerten Radstand</b>	für verlängerten Radstand	<b>mit Doppelbereifung</b>	mit Doppelbereifung
		<b>mit Einfachbereifung</b>	mit Einfachbereifung
<b>Generischer Artikel</b>	Generischer Artikel	<b>mit Radbefestigungsbolzen</b>	mit Radbefestigungsbolzen
<b>Geschlossen</b>	Geschlossen	<b>mittlerer Radstand</b>	mittlerer Radstand
<b>GG</b>	Grauguss	<b>Motorcode</b>	Motorcode
<b>Groß Britanien</b>	Groß Britannien	<b>Multi-link Achse</b>	Multi-link Achse
<b>- HEB</b>	ohne Hebel	<b>Nabenprofil</b>	Nabenprofil
<b>Informationsart</b>	Informationsart	<b>nicht für Behördenfahrzeuge</b>	nicht für Behördenfahrzeuge
<b>Innendurchmesser [mm]</b>	Innendurchmesser [mm]		


















# Technische Übersetzungen

Technical translations - Traducciones tecnicas - Traductions techniques - Traduzioni tecniche

DE		DE	
<b>nicht für Doppelbereifung</b>	nicht für Doppelbereifung	<b>Original ATE Kit</b>	Artikelzusatzbezeichnung, Original ATE Kit
<b>nicht für erhöhte Nutzlast</b>	nicht für erhöhte Nutzlast	<b>Original ATE TopKit</b>	Artikelzusatzbezeichnung, Original ATE TopKit
<b>nicht für Fahrzeuge mit verstärkter Bremse</b>	nicht für Fahrzeuge mit verstärkter Bremse	<b>passend für Felgengröße [Zoll]</b>	passend für Felgengröße [Zoll]
<b>nicht für gepanzerte Fahrzeuge</b>	nicht für gepanzerte Fahrzeuge	<b>Pritsche/Fahrgestell</b>	Pritsche/Fahrgestell
<b>nicht für heiße Klimazonen</b>	nicht für heiße Klimazonen	<b>Radbremszylinder</b>	Radbremszylinder
<b>nicht für Multi-link Achse</b>	nicht für Multi-link Achse	<b>Radstand [mm]</b>	Radstand [mm]
<b>nicht für Polizeifahrzeuge</b>	nicht für Polizeifahrzeuge	<b>Reparatur-satz, Auto-matische Nachstellung</b>	Reparatursatz, Automatische Nachstellung
<b>nicht für Radstand [mm]</b>	nicht für Radstand [mm]	<b>- RLG</b>	ohne Radlager
<b>nicht für verlängerten Radstand</b>	nicht für verlängerten Radstand	<b>- RZ</b>	ohne Radbremszylinder
<b>nicht für Wohnmobile</b>	nicht für Wohnmobile	<b>- RZR</b>	ohne integrierten Regler
<b>nur paarweise austauschen</b>	nur paarweise austauschen	<b>Satz</b>	Satz
<b>Nutzlast [kg]</b>	Nutzlast [kg]	<b>Schaltgetriebe</b>	Schaltgetriebe
<b>Nutzlast ab [kg]</b>	Nutzlast ab [kg]	<b>Scheiben/Trommel</b>	Scheiben/Trommel
<b>Nutzlast bis [kg]</b>	Nutzlast bis [kg]	<b>Scheibenbremse</b>	Scheibenbremse
<b>OE-Hersteller</b>	OE-Hersteller	<b>- SCS</b>	für Fahrzeuge ohne SCS
<b>OE-Nummer</b>	OE-Nummer	<b>Seilzug, Feststellbremse</b>	Seilzug, Feststellbremse
<b>OE-Referenz</b>	OE-Referenz	<b>Stahlfelge</b>	Stahlfelge
<b>ohne Druckbolzen</b>	ohne Druckbolzen	<b>Starrachse</b>	Starrachse
<b>ohne Leichtmetallfelge</b>	ohne Leichtmetallfelge	<b>Textbaustein</b>	Textbaustein
<b>Orga →</b>	Organisationsnummer ab	<b>Thailand</b>	Thailand
		<b>Trommelbremse</b>	Trommelbremse
		<b>TRW</b>	Bremssystem, Lucas / TRW
		<b>Türenanzahl</b>	Türenanzahl
		<b>Ungarn</b>	Ungarn
		<b>V</b>	belüftet
		<b>verstärkte Ausführung</b>	verstärkte Ausführung
		<b>VET →</b>	VET-Nummer ab

# Technische Übersetzungen

Technical translations - Traducciones tecnicas - Traductions techniques - Traduzioni tecniche

DE		EN	
<b>Vollautomatik</b>	Vollautomatik		Brake Drum
<b>vormontiert</b>	vormontiert		
<b>VW</b>	Bremssystem, Volkswagen		Cable, parking brake
<b>x</b>	Breite [mm] Br.Tr.Höhe innen [mm]		Brake Shoe Set, parking brake
<b>- Zub</b>	ohne Zubehör		
<b>Zubehörsatz, Bremsbacken</b>	Zubehörsatz, Bremsbacken		Wheel Brake Cylinder
<b>Zubehörsatz, Feststellbremsbacken</b>	Zubehörsatz, Feststellbremsbacken		Brake Shoe Set
<b>Ø</b>	Durchmesser [mm] Trommeldurchmesser Zylinderkolbendurchmesser [mm]		Rear
<b>→</b>	Produktionsdatum ab Baujahr ab Fahrgestellnummer ab Motornummer ab		Rear Axle Left
<b>→</b>	Produktionsdatum bis Baujahr bis Fahrgestellnummer bis		Rear Axle Right
<b>→Orga</b>	Organisationsnummer bis		Left Rear
<b>→VET</b>	VET-Nummer bis		Left Front
			Centre
			Right Rear
			Right Front
			Front
			Front Axle Left
		/	Max.skimmed drum measure [mm]
		<b>+ ABS</b>	for vehicles with ABS for ABS
		<b>+ ABS Ring</b>	with ABS sensor ring
		<b>+ AUT</b>	with automatic adjustment
		<b>+ ESP</b>	for vehicles with ESP
		<b>+ HEB</b>	with lever
		<b>+ J</b>	Japan
		<b>+PR</b>	for PR number
		<b>+ RLG</b>	with wheel bearing

# Technische Übersetzungen

Technical translations - Traducciones tecnicas - Traductions techniques - Traduzioni tecniche

EN		EN	
+ RZ	with wheel brake cylinder	<b>Durchmesser Aufnahme [mm]</b>	Support plate diameter [mm]
+ RZR	with integrated regulator	<b>E</b>	E
+ SCS	for vehicles with SCS	<b>Easy Quick</b>	additional article information, Easy Quick
+ Zub	with accessories	<b>- eFSB</b>	for vehicles without electronic hand-brake
- ABS	for vehicles without ABS not for ABS	<b>Einzelteile siehe Stückliste</b>	for components see parts list
- ABS Ring	without ABS sensor ring	<b>- ESP</b>	for vehicles without ESP
- AHK	for vehicles without towbar	<b>F</b>	F
AKE	Brake System, Akebono	<b>Felge Lochzahl</b>	Rim Hole Number
ALU	Aluminium	<b>Frankreich</b>	France
Anzahl Sitzplätze	Number of Seats	<b>Frontantrieb</b>	Front Wheel Drive
AP	Brake System, AP Lockheed	<b>für Behördenfahrzeuge</b>	for government vehicles
- ASR	for vehicles without ASR	<b>für Doppelbereifung</b>	for dual tyres
- AUT	without automatic adjustment	<b>für Einfachbereifung</b>	for single tyres
Automatikgetriebe	Automatic Transmission	<b>für erhöhte Nutzlast</b>	for increased payload
Baumuster	Type	<b>für Fahrzeuge mit Aktivlenkung</b>	for vehicles with active steering
BDX	Brake System, Bendix	<b>für Fahrzeuge mit Bremskraftregler</b>	for vehicles with brake-power regulator
Bördelform	Flange Shape	<b>für Fahrzeuge mit Bremskraftverstärker</b>	for vehicles with brake booster
BOS	Brake System, Bosch	<b>für Fahrzeuge mit Drehsitz</b>	for vehicles with swivel seat
Br.Tr.Höhe ges. [mm]	Total Br. Drum Height [mm]	<b>für Fahrzeuge mit elektronischer Bremskraftverteilung (EBD)</b>	for vehicles with electronic brakeforce distribution (EBD)
Br.trommel-durchm.außen [mm]	Br. Drum outer diameter [mm]		
Br.trommel-durchm.innen [Zoll]	Inner Br. Drum Diam. [in]		
Brems-/ Fahrdyn. Artikelbezug	Brakes- / Drive Dynamics Articles		
Bremsbackensatz	Brake Shoe Set		
Bremsbackensatz, Feststellbremse	Brake Shoe Set, parking brake		
Brems-trommel	Brake Drum		
Bus	Bus		
DEL	Brake System, Delco		

# Technische Übersetzungen

Technical translations - Traducciones tecnicas - Traductions techniques - Traduzioni tecniche

EN		EN	
<b>für Fahrzeuge mit erhöhter Bodenfreiheit</b>	for vehicles with increased ground clearance	<b>für Fahrzeuge ohne Drehsitz</b>	for vehicles without swivel seat
<b>für Fahrzeuge mit Klimaanlage</b>	for vehicles with air conditioning	<b>für Fahrzeuge ohne Klimaanlage</b>	for vehicles without air conditioning
<b>für Fahrzeuge mit Niveauregulierung</b>	for vehicles with leveling control	<b>für Fahrzeuge ohne Niveauregulierung</b>	for vehicles without leveling control
<b>für Fahrzeuge mit Scheibenbremse an der Hinterachse</b>	for vehicles with disc brakes on the rear axle	<b>für Fahrzeuge ohne Schlechtwegeausführung</b>	for vehicles without off-road suspension
<b>für Fahrzeuge mit Schlechtwegeausführung</b>	for vehicles with off-road suspension	<b>für Fahrzeuge ohne Sportfahrwerk</b>	for vehicles without sports suspension
<b>für Fahrzeuge mit Trommelbremse an der Hinterachse</b>	for vehicles with drum brakes on the rear axle	<b>für Fahrzeuge ohne verstärktes Fahrwerk</b>	for vehicles without heavy duty suspension
<b>für Fahrzeuge mit verstärktem Fahrwerk</b>	for vehicles with heavy duty suspension	<b>für Linkslenker</b>	for left-hand drive vehicles
<b>für Fahrzeuge mit verstärkter Bremse</b>	for vehicles with reinforced brakes	<b>für Motornummer</b>	for engine number
<b>für Fahrzeuge ohne Aktivlenkung</b>	for vehicles without active steering	<b>für Rechtslenker</b>	for right-hand drive vehicles
<b>für Fahrzeuge ohne Anhängavorrichtung</b>	for vehicles without towbar	<b>für Reifenabmessung</b>	for tyre size
<b>für Fahrzeuge ohne Bremskraftregler</b>	for vehicles without brake-power regulator	<b>für verlängerten Radstand</b>	for extended wheelbase
<b>für Fahrzeuge ohne Bremskraftverstärker</b>	for vehicles without brake booster	<b>Generischer Artikel</b>	Generic article
		<b>Geschlossen</b>	Closed
		<b>GG</b>	Grey Cast Iron
		<b>Groß Britanien</b>	Great Britain
		<b>- HEB</b>	without lever
		<b>Informationsart</b>	Information Type
		<b>Innendurchmesser [mm]</b>	Inner diameter [mm]



# Technische Übersetzungen

Technical translations - Traducciones tecnicas - Traductions techniques - Traduzioni tecniche

EN		EN	
<b>Innendurchmesser 1 [mm]</b>	Inner diameter 1 [mm]	<b>nicht für Doppelbereifung</b>	not for dual tyres
<b>Innendurchmesser 2 [mm]</b>	Inner diameter 2 [mm]	<b>nicht für erhöhte Nutzlast</b>	not for increased payload
<b>- J</b>	Japan	<b>nicht für Fahrzeuge mit verstärkter Bremse</b>	not for vehicles with reinforced brakes
<b>Japan</b>	Japan		
<b>Kasten</b>	Box		
<b>Kasten/ Kombi</b>	Box Body / Estate	<b>nicht für gepanzerte Fahrzeuge</b>	not for armoured vehicles
<b>Komponentennummer</b>	Component Number	<b>nicht für heiße Klimazonen</b>	not for hot climates
<b>kurze Ausführung</b>	Short Version	<b>nicht für Multi-link Achse</b>	not for multi-link axle
<b>kurzer Radstand</b>	Short Wheelbase	<b>nicht für Polizeifahrzeuge</b>	not for police vehicles
<b>L=</b>	Length [mm]		
<b>L2=</b>	Length 2 [mm]	<b>nicht für Radstand [mm]</b>	not for wheelbase [mm]
<b>langer Radstand</b>	Long Wheelbase		
<b>Lochanzahl</b>	Number of Holes	<b>nicht für verlängerten Radstand</b>	not for extended wheelbase
<b>Lochkreis-Ø [mm]</b>	Bolt Hole Circle Ø [mm]	<b>nicht für Wohnmobile</b>	not for motor home
<b>luftgefederte Achse</b>	Air Suspension Axle		
<b>Made in</b>	Vehicle Production Country	<b>nur paarweise austauschen</b>	Replace in pairs only
<b>mit Doppelbereifung</b>	with dual tyres	<b>Nutzlast [kg]</b>	Payload [kg]
<b>mit Einfachbereifung</b>	with single tyres	<b>Nutzlast ab [kg]</b>	Payload from [kg]
<b>mit Radbefestigungsbolzen</b>	with wheel studs	<b>Nutzlast bis [kg]</b>	Payload to [kg]
<b>mittlerer Radstand</b>	Centre Wheelbase	<b>OE-Hersteller</b>	OE manufacturer
<b>Motorcode</b>	Engine Code	<b>OE-Nummer</b>	OE reference number
<b>Multi-link Achse</b>	Multilink Axle	<b>OE-Referenz</b>	OE reference
<b>Nabenprofil</b>	Hub Profile	<b>ohne Druckbolzen</b>	without pressure pin
<b>nicht für Behördenfahrzeuge</b>	not for government vehicles	<b>ohne Leichtmetallfelge</b>	without light alloy rim
		<b>Orga →</b>	Organisation number from

# Technische Übersetzungen

Technical translations - Traducciones técnicas - Traductions techniques - Traduzioni tecniche















EN		EN	
<b>Original ATE Kit</b>	additional article information, Original ATE Kit	<b>Vollautomatik</b>	Fully Automatic
<b>Original ATE TopKit</b>	additional article information, Original ATE TopKit	<b>vormontiert</b>	Pre-assembled
<b>passend für Felgenreöße [Zoll]</b>	Fits rim size [inch]	<b>VW</b>	Brake System, Volkswagen
<b>Pritsche/Fahrgestell</b>	Platform/Chassis	<b>x</b>	Width [mm] Inner Brake Drum Height [mm]
<b>Radbremszylinder</b>	Wheel Brake Cylinder	<b>- Zub</b>	without accessories
<b>Radstand [mm]</b>	Wheelbase [mm]	<b>Zubehörsatz, Bremsbacken</b>	Accessory Kit, brake shoes
<b>Reparatur-satz, Auto-matische Nachstellung</b>	Repair Kit, automatic adjustment	<b>Zubehörsatz, Feststell-bremsbacken</b>	Accessory Kit, parking brake shoes
<b>- RLG</b>	without wheel bearing	<b>Ø</b>	Diameter [mm] Drum Diameter Piston Diameter [mm]
<b>- RZ</b>	without wheel brake cylinder	<b>→</b>	Production date from Construction year from Chassis number from Engine number from
<b>- RZR</b>	without integrated regulator	<b>→</b>	Production date to Construction year to Chassis number to
<b>Satz</b>	Kit	<b>→Orga</b>	Organisation number to
<b>Schaltge-triebe</b>	Manual Transmission	<b>→VET</b>	VET Number to
<b>Scheiben/Trommel</b>	Disc/Drum		
<b>Scheiben-bremse</b>	Disc Brake		
<b>- SCS</b>	for vehicles without SCS		
<b>Seilzug, Fest-stellbremse</b>	Cable, parking brake		
<b>Stahlfelge</b>	Steel Rim		
<b>Starrachse</b>	Rigid Axle		
<b>Textbaustein</b>	text module		
<b>Thailand</b>	Thailand		
<b>Trommel-bremse</b>	Drum Brake		
<b>TRW</b>	Brake System, Lucas / TRW		
<b>Türenanzahl</b>	Number of Doors		
<b>Ungarn</b>	Hungary		
<b>V</b>	Vented		
<b>verstärkte Ausführung</b>	Reinforced Version		
<b>VET →</b>	VET Number from		





# Technische Übersetzungen

Technical translations - Traducciones técnicas - Traductions techniques - Traduzioni tecniche

ES		ES	
	Tambor de freno	+ RZ	con cilindro de freno de rueda
	Cable de accionamiento, freno de estacionamiento	+ RZR	con regulador incorporado
	Juego de zapatas de frenos, freno de estacionamiento	+ SCS	para vehículos con SCS
	Cilindro de freno de rueda	+ Zub	con accesorios
	Juego de zapatas de frenos	- ABS	para vehículos sin ABS no para ABS
	posterior	- ABS Ring	sin anillo sensor ABS
	Eje trasero izquierda	- AHK	para vehículos sin cinemática activa en el eje trasero
	Eje trasero, derecha	AKE	Sistema de frenos, Akebono
	Atrás izquierda	ALU	Aluminio
	Delante, izquierda	Anzahl Sitzplätze	Número de asientos
	centro	AP	Sistema de frenos, AP Lockheed
	Atrás derecha	- ASR	para vehículos sin ASR
	Delante, derecha	- AUT	sin reajuste automático
	delante	Automatikgetriebe	Transmisión automática
	Eje delantero, izquierda	Baumuster	Modelo de construcción
/	Rebajado máx. tambor de freno [mm]	BDX	Sistema de frenos, Bendix
+ ABS	para vehículos con ABS para ABS	Bördelform	Tipo rebordeado
+ ABS Ring	con anillo sensor ABS	BOS	Sistema de frenos, Bosch
+ AUT	con reajuste automático	Br.Tr.Höhe ges. [mm]	H tamb. freno total [mm]
+ ESP	para vehículos con ESP	Br.trommel-durchm.außen [mm]	Diám. ext. tambor freno [mm]
+ HEB	con palanca	Br.trommel-durchm.innen [Zoll]	Diám. tambor freno int [inch]
+ J	Japón	Brems-/Fahr dyn. Artikelbezug	Ref. artículo dinámica frenado/marcha
+ PR	Número de PR	Bremsbackensatz	Juego de zapatas de frenos
+ RLG	con cojinete rueda	Bremsbackensatz, Feststellbremse	Juego de zapatas de frenos, freno de estacionamiento
		Brems-trommel	Tambor de freno
		Bus	Autobús
		DEL	Sistema de frenos, Delco

# Technische Übersetzungen

Technical translations - Traducciones técnicas - Traductions techniques - Traduzioni tecniche

ES		ES	
<b>Durchmesser Aufnahme [mm]</b>	Diámetro alojamiento [mm]	<b>für Fahrzeuge mit erhöhter Bodenfreiheit</b>	para vehículos con altura libre aumentada
<b>E</b>	E	<b>für Fahrzeuge mit Klimaanlage</b>	para vehículos con climatizador
<b>Easy Quick</b>	Denominación adicional del artículo, Easy Quick	<b>für Fahrzeuge mit Niveauregulierung</b>	para vehículos con regulación de nivel
<b>- eFSB</b>	para vehículos sin freno de detención electrónico	<b>für Fahrzeuge mit Scheibenbremse an der Hinterachse</b>	para vehículos con freno de disco en eje trasero
<b>Einzelteile siehe Stückliste</b>	Componentes véase lista de piezas	<b>für Fahrzeuge mit Schlechtwegausführung</b>	para vehículos con dispositivo auxiliar para caminos malos
<b>- ESP</b>	para vehículos sin ESP	<b>für Fahrzeuge mit verstärktem Fahrwerk</b>	para vehículos con chasis reforzado
<b>F</b>	F	<b>für Fahrzeuge mit verstärkter Bremse</b>	para vehículos con freno reforzado
<b>Felge Lochzahl</b>	Llanta, nº de taladros	<b>für Fahrzeuge ohne Aktivlenkung</b>	para vehículos sin dirección activa
<b>Frankreich</b>	Francia	<b>für Fahrzeuge ohne Anhängervorrichtung</b>	para vehículos sin enganche de remolque
<b>Frontantrieb</b>	Tracción delantera	<b>für Fahrzeuge ohne Bremskraftregler</b>	para vehículos sin regulador de fuerza de frenado
<b>für Behördenfahrzeuge</b>	para vehículos admon. pública	<b>für Fahrzeuge ohne Bremskraftverstärker</b>	para vehículos con servofreno
<b>für Doppelbereifung</b>	para neumáticos gemelos	<b>für Fahrzeuge mit Drehsitz</b>	para vehículos con asineto giratorio
<b>für Einfachbereifung</b>	para neumáticos sencillos	<b>für Fahrzeuge mit elektronischer Bremskraftverteilung (EBD)</b>	para vehículos con programa estabilización remolque
<b>für erhöhte Nutzlast</b>	para carga útil aumentada		
<b>für Fahrzeuge mit Aktivlenkung</b>	para vehículos con dirección activa		
<b>für Fahrzeuge mit Bremskraftregler</b>	para vehículos con regulador de fuerza de frenado		
<b>für Fahrzeuge mit Bremskraftverstärker</b>	para vehículos con servofreno		
<b>für Fahrzeuge mit Drehsitz</b>	para vehículos con asineto giratorio		
<b>für Fahrzeuge mit elektronischer Bremskraftverteilung (EBD)</b>	para vehículos con programa estabilización remolque		
		<b>für Fahrzeuge ohne Bremskraftverstärker</b>	para vehículos sin servofreno



# Technische Übersetzungen

Technical translations - Traducciones técnicas - Traductions techniques - Traduzioni tecniche

ES		ES	
<b>für Fahrzeuge ohne Drehsitz</b>	para vehículos sin asiento giratorio	<b>Innendurchmesser 1 [mm]</b>	Diám. int. 1 [mm]
<b>für Fahrzeuge ohne Klimaanlage</b>	para vehículos sin aire acondicionado	<b>Innendurchmesser 2 [mm]</b>	Diám. int. 2 [mm]
<b>für Fahrzeuge ohne Niveauregulierung</b>	para vehículos sin regulación de nivel	<b>- J</b>	Japón
		<b>Japan</b>	Japón
		<b>Kasten</b>	Furgón
<b>für Fahrzeuge ohne Schlechtwegeausführung</b>	para vehículos sin dispositivo auxiliar para caminos malos	<b>Kasten/ Kombi</b>	Furgón/ranchera familiar
		<b>Komponentennummer</b>	Nº de componente
<b>für Fahrzeuge ohne Sportfahrwerk</b>	para vehículos sin chasis deportivo	<b>kurze Ausführung</b>	Modelo corto
		<b>kurzer Radstand</b>	distancia corta entre ejes
<b>für Fahrzeuge ohne verstärktes Fahrwerk</b>	para vehículos sin chasis reforzado	<b>L=</b>	Longitud [mm]
		<b>L2=</b>	Longitud 2 [mm]
		<b>langer Radstand</b>	Distancia larga entre ejes
<b>für Linkslenker</b>	para vehic. dirección izquierda	<b>Lochanzahl</b>	Número de orificios
<b>für Motornummer</b>	para motor nº	<b>Lochkreis-Ø [mm]</b>	corona de agujeros - Ø [mm]
<b>für Rechtslenker</b>	para vehíc. dirección a la derecha	<b>luftgefederte Achse</b>	Eje con suspensión neumática
<b>für Reifenabmessung</b>	para dimensión de neumáticos	<b>Made in</b>	País producción vehículo
<b>für verlängerten Radstand</b>	para distancia entre ejes prolongada	<b>mit Doppelbereifung</b>	con neumáticos gemelos
		<b>mit Einfachbereifung</b>	con neumáticos sencillos
<b>Generischer Artikel</b>	Número de artículo genérico	<b>mit Radbefestigungsbolzen</b>	con perno de sujeción de rueda
<b>Geschlossen</b>	cerrada	<b>mittlerer Radstand</b>	distancia media entre ejes
<b>GG</b>	Fundición gris	<b>Motorcode</b>	Código de motor
<b>Groß Britanien</b>	Gran Bretaña	<b>Multi-link Achse</b>	Eje multilink
<b>- HEB</b>	sin palanca	<b>Nabenprofil</b>	Perfil del cubo
<b>Informatsart</b>	Tipo información	<b>nicht für Behördenfahrzeuge</b>	no para veh. admon. pública
<b>Innendurchmesser [mm]</b>	Diámetro interior [mm]		

# Technische Übersetzungen
















Technical translations - Traducciones técnicas - Traduccions techniques - Traduzioni tecniche

ES	ES
<b>nicht für Doppelbereifung</b> no para neumáticos gemelos	<b>Original ATE Kit</b> Denominación adicional del artículo, Kit original ATE
<b>nicht für erhöhte Nutzlast</b> no para carga útil aumentada	<b>Original ATE TopKit</b> Denominación adicional del artículo, TopKit original ATE
<b>nicht für Fahrzeuge mit verstärkter Bremse</b> no para vehículos con frenos reforzados	<b>passend für Felgengröße [Zoll]</b> adecuado para tamaño llanta [inch]
<b>nicht für gepanzerte Fahrzeuge</b> no para vehículos blindados	<b>Pritsche/Fahrgestell</b> Caja/Chasis
<b>nicht für heiße Klimazonen</b> no para zonas con clima cálido	<b>Radbremszylinder</b> Cilindro de freno de rueda
<b>nicht für Multi-link Achse</b> no para eje multilink	<b>Radstand [mm]</b> Distancia entre ejes [mm]
<b>nicht für Polizeifahrzeuge</b> no para veh. policía	<b>Reparatursatz, Automatische Nachstellung</b> Juego de reparación, ajuste automático
<b>nicht für Radstand [mm]</b> no para entre-ejes [mm]	<b>- RLG</b> sin cojinete rueda
<b>nicht für verlängerten Radstand</b> no para distancia entre ejes prolongada	<b>- RZ</b> sin cilindro de freno de rueda
<b>nicht für Wohnmobile</b> no para autocaravana	<b>- RZR</b> sin controlador incorporado
<b>nur paarweise austauschen</b> Reemplazar sólo por pares	<b>Satz</b> Kit
<b>Nutzlast [kg]</b> Carga útil [kg]	<b>Schaltgetriebe</b> Caja de cambios manual
<b>Nutzlast ab [kg]</b> carga útil desde [kg]	<b>Scheiben/Trommel</b> Discos/Tambor
<b>Nutzlast bis [kg]</b> carga útil hasta [kg]	<b>Scheibenbremse</b> Discos
<b>OE-Hersteller</b>	<b>- SCS</b> para vehículos sin SCS
<b>OE-Nummer</b>	<b>Seilzug, Feststellbremse</b> Cable de accionamiento, freno de estacionamiento
<b>OE-Referenz</b>	<b>Stahlfelge</b> Llanta de acero
<b>ohne Druckbolzen</b> sin bulón de presión	<b>Starrachse</b> Eje rígido
<b>ohne Leichtmetallfelge</b> sin llantas de aleación ligera	<b>Textbaustein</b> módulo de texto
<b>Orga →</b> n° de organización desde	<b>Thailand</b> Tailnadia
	<b>Trommelbremse</b> Tambor
	<b>TRW</b> Sistema de frenos, Lucas / TRW
	<b>Türenanzahl</b> Número de puertas
	<b>Ungarn</b> Hungría
	<b>V</b> ventilado
	<b>verstärkte Ausführung</b> Versión reforzada
	<b>VET →</b> n° VET desde



# Technische Übersetzungen

Technical translations - Traducciones técnicas - Traductions techniques - Traduzioni tecniche

ES	FR
<b>Vollautomatik</b> completamente automática	 Tambour de frein
<b>vormontiert</b> premontado	
<b>VW</b> Sistema de frenos, Volkswagen	 Tirette à câble, frein de stationnement
<b>x</b> Ancho [mm] H tamb. freno interna [mm]	
<b>- Zub</b> sin accesorios	 Jeu de mâchoires de frein, frein de stationnement
<b>Zubehörsatz, Bremsbacken</b> Juego de accesorios, zapatas de freno	 Cylindre de roue
<b>Zubehörsatz, Feststellbremsbacken</b> Juego de accesorios, zapatas de freno de estacionamiento	 Jeu de mâchoires de frein
<b>Ø</b> Diámetro [mm] Diámetro de tambor Diámetro del cilindro del pistón [mm]	 arrière
→ fecha de producción desde año construcción desde nº de chasis desde nº de motor desde	 Essieu arrière gauche
→ fecha de producción hasta año construcción hasta nº de chasis hasta	 Essieu arrière droit
→ <b>Orga</b> nº de organización hasta	 arrière gauche
→ <b>VET</b> nº VET hasta	 avant gauche
	 centre
	 arrière droite
	 avant droite
	 avant
	 Essieu avant gauche
	/ Cotes max.de rectification de tambour de frein [mm]
	<b>+ ABS</b> pour véhicules avec système antiblo-cage pour ABS
	<b>+ ABS Ring</b> avec bague ABS
	<b>+ AUT</b> avec réglage automatique
	<b>+ ESP</b> pour véhicules avec ESP
	<b>+ HEB</b> avec levier
	<b>+ J</b> Japon
	<b>+PR</b> pour numéro PR

# Technische Übersetzungen

Technical translations - Traducciones técnicas - Traductions techniques - Traduzioni tecniche

FR		FR	
<b>+ RLG</b>	avec roulement de roue	<b>Bus</b>	Autobus/Autocar
<b>+ RZ</b>	avec cylindre de roue	<b>DEL</b>	Système de freinage, Delco
<b>+ RZR</b>	avec régulateur intégré	<b>Durchmesser Aufnahme [mm]</b>	Diamètre réception [mm]
<b>+ SCS</b>	pour véhicules avec SCS	<b>E</b>	E
<b>+ Zub</b>	avec accessoires	<b>Easy Quick</b>	Designation d'article complémentaire, Easy Quick
<b>- ABS</b>	pour véhicules sans système antiblo-cage pas pour ABS	<b>- eFSB</b>	pour véhicules sans frein d'arrêt électro-nique
<b>- ABS Ring</b>	sans bague ABS	<b>Einzelteile siehe Stück-liste</b>	pour composants voir liste
<b>- AHK</b>	pour véhicules pour véhic. sans ciné-matique active/essieu ar	<b>- ESP</b>	pour véhicules sans ESP
<b>AKE</b>	Système de freinage, Akebono	<b>F</b>	F
<b>ALU</b>	Aluminium	<b>Felge Loch-zahl</b>	Jante, nombre de trous
<b>Anzahl Sitz-plätze</b>	Nombre de sièges	<b>Frankreich</b>	France
<b>AP</b>	Système de freinage, AP Lockheed	<b>Frontantrieb</b>	Traction avant
<b>- ASR</b>	pour véhicules sans ASR	<b>für Behör-denfahrzeuge</b>	pour véhicules d'administration
<b>- AUT</b>	sans réglage automatique	<b>für Doppelbe-reifung</b>	pour pneus doubles
<b>Automatikge-triebe</b>	Boîte automatique	<b>für Einfach-bereifung</b>	pour pneus simples
<b>Baumuster</b>	Modèle type	<b>für erhöhte Nutzlast</b>	pour charge utile surélevée
<b>BDX</b>	Système de freinage, Bendix	<b>für Fahr-zeuge mit Aktivlenkung</b>	pour véhicules avec direction active
<b>Bördelform</b>	Forme du bord relevé	<b>für Fahr-zeuge mit Bremskraft-regler</b>	pour véhicules avec régulateur de frei-nage
<b>BOS</b>	Système de freinage, Bosch	<b>für Fahr-zeuge mit Bremskraft-verstärker</b>	pour véhicules avec dispositif d'assis-tance de frein
<b>Br.Tr.Höhe ges. [mm]</b>	Haut.tot.tamb.fr. [mm]	<b>für Fahr-zeuge mit Drehsitz</b>	pour véhicules à siège tournant
<b>Br.trommel-durchm.auße n [mm]</b>	Diam. ext du tambour de frein [mm]		
<b>Br.trommel-durchm.inne n [Zoll]</b>	Diamètre int. tambour frein [pouce]		
<b>Brems-/ Fahrdyn. Artikelbezug</b>	Lien d'article avec dynamique de frei-nage et de mouvement		
<b>Bremsba-ckensatz</b>	Jeu de mâchoires de frein		
<b>Bremsba-ckensatz, Feststell-bremse</b>	Jeu de mâchoires de frein, frein de stationnement		
<b>Brems-trommel</b>	Tambour de frein		



# Technische Übersetzungen

Technical translations - Traducciones técnicas - Traductions techniques - Traduzioni tecniche

FR	FR
<b>für Fahrzeuge mit elektronischer Bremskraftverteilung (EBD)</b> pour les véhicules avec répartiteur de freinage électronique	<b>für Fahrzeuge ohne Bremskraftregler</b> pour véhicules sans régulateur de freinage
<b>für Fahrzeuge mit erhöhter Bodenfreiheit</b> pour véhicules avec garde au sol augmentée	<b>für Fahrzeuge ohne Bremskraftverstärker</b> pour véhicules sans dispositif d'assistance de frein
<b>für Fahrzeuge mit Klimaanlage</b> pour véhicules avec système de climatisation	<b>für Fahrzeuge ohne Drehsitz</b> pour véhicules sans siège tournant
<b>für Fahrzeuge mit Niveauregulierung</b> pour véhicules avec correcteur d'assiette	<b>für Fahrzeuge ohne Klimaanlage</b> pour véhicules sans système de climatisation
<b>für Fahrzeuge mit Scheibenbremse an der Hinterachse</b> pour véhicules avec frein à disques à l'essieu arrière	<b>für Fahrzeuge ohne Niveauregulierung</b> pour véhicules sans réglage de niveau
<b>für Fahrzeuge mit Schlechtwegausführung</b> pour véhicules préparés pour routes dégradées	<b>für Fahrzeuge ohne Schlechtwegausführung</b> pour véhicules non-préparés pour routes dégradées
<b>für Fahrzeuge mit Trommelbremse an der Hinterachse</b> pour véhicules avec frein à tambour à l'essieu arrière	<b>für Fahrzeuge ohne Sportfahrwerk</b> pour véhicules sans châssis sportif
<b>für Fahrzeuge mit verstärktem Fahrwerk</b> pour véhicules avec châssis renforcé	<b>für Fahrzeuge ohne verstärktes Fahrwerk</b> pour véhicules sans châssis renforcé
<b>für Fahrzeuge mit verstärkter Bremse</b> pour véhicules avec frein assisté	<b>für Linkslenker</b> pour véhicules avec direction à gauche
<b>für Fahrzeuge ohne Aktivlenkung</b> pour véhicules sans direction active	<b>für Motornummer</b> pour code moteur
<b>für Fahrzeuge ohne Anhängervorrichtung</b> pour véhicules sans attelage de remorque	<b>für Rechtslenker</b> pour véhicules avec direction à droite
	<b>für Reifenabmessung</b> pour dimension de pneu
	<b>für verlängerten Radstand</b> pour empattement rallongé
	<b>Generischer Artikel</b> Référence générique de l'article
	<b>Geschlossen</b> Carrosserie couverte
	<b>GG</b> Fonte grise
	<b>Groß Britan-nien</b> Grande-Bretagne

# Technische Übersetzungen

Technical translations - Traducciones técnicas - Traductions techniques - Traduzioni tecniche

FR		FR	
- HEB	sans levier	<b>Nabenprofil</b>	Fixation de colonne de direction
<b>Informati- onsart</b>	Genre d'information	<b>nicht für Behörden- fahrzeuge</b>	pas pour véhicules de l'administration
<b>Innendurch- messer [mm]</b>	Diamètre intérieur [mm]	<b>nicht für Doppelberei- fung</b>	pas pour pneus doubles
<b>Innendurch- messer 1 [mm]</b>	Diamètre intérieur 1 [mm]	<b>nicht für erhöhte Nutz- last</b>	non pour charge utile surélevée
<b>Innendurch- messer 2 [mm]</b>	Diamètre intérieur 2 [mm]	<b>nicht für Fahrzeuge mit verstärkter Bremsen</b>	pas pour véhicules avec frein assisté
- J	Japon	<b>nicht für gepanzerte Fahrzeuge</b>	pas pour véhicules blindés
<b>Japan</b>	Japon	<b>nicht für heiße Klima- zonen</b>	pas pour climat chaud
<b>Kasten</b>	Camionnette	<b>nicht für Multi-link Achse</b>	pas pour essieu multilink
<b>Kasten/ Kombi</b>	Camionnette/Break	<b>nicht für Poli- zeifahrzeuge</b>	pas pour voitures de police
<b>Komponen- tennummer</b>	Numéro de composant	<b>nicht für Radstand [mm]</b>	pas pour empattement [mm]
<b>kurze Ausführung</b>	Version courte	<b>nicht für verlängerten Radstand</b>	pas pour empattement rallongé
<b>kurzer Radstand</b>	Empattement court	<b>nicht für Wohnmobile</b>	pas pour camping-cars
<b>L=</b>	Longueur [mm]	<b>nur paar- weise austauschen</b>	Remplacement uniquement par paires
<b>L2=</b>	Longueur 2 [mm]	<b>Nutzlast [kg]</b>	Charge utile [kg]
<b>langer Radstand</b>	Empattement long	<b>Nutzlast ab [kg]</b>	Charge utile à partir de [kg]
<b>Lochanzahl</b>	Nombre de trous	<b>Nutzlast bis [kg]</b>	Charge utile jusqu'à [kg]
<b>Lochkreis-Ø [mm]</b>	Cercle de perçage -Ø [mm]	<b>OE-Hersteller</b>	
<b>luftgefederte Achse</b>	Essieu à ressorts pneumatiques	<b>OE-Nummer</b>	
<b>Made in</b>	Pays constructeur du véhicule	<b>OE-Referenz</b>	
<b>mit Doppel- bereifung</b>	avec pneus doubles	<b>ohne Druck- bolzen</b>	sans boulon de pression
<b>mit Einfach- bereifung</b>	avec pneus simples		
<b>mit Radbe- festigungs- bolzen</b>	avec boulon de fix° de roue		
<b>mittlerer Radstand</b>	Empattement moyen		
<b>Motorcode</b>	Code moteur		
<b>Multi-link Achse</b>	Essieu multilink		

















# Technische Übersetzungen

Technical translations - Traducciones técnicas - Traductions techniques - Traduzioni tecniche

FR		FR	
<b>ohne Leichtmetallfelge</b>	sans jante en alliage léger	<b>verstärkte Ausführung</b>	Version renforcée
<b>Orga</b> →	N° d'organisation à partir de	<b>VET</b> →	Numéro VET à partir de
<b>Original ATE Kit</b>	Designation d'article complémentaire, Kit d'origine ATE	<b>Vollautomatik</b>	entièrement automatique
<b>Original ATE TopKit</b>	Designation d'article complémentaire, TopKit d'origine ATE	<b>vormontiert</b>	prémonté
<b>passend für Felgengröße [Zoll]</b>	va pour taille de jantes [pouces]	<b>VW</b>	Système de freinage, Volkswagen
<b>Pritsche/Fahrgestell</b>	Camion plate-forme/Châssis	<b>x</b>	Largeur [mm] Haut.int.tamb.fr. [mm]
<b>Radbremzylinder</b>	Cylindre de roue	<b>- Zub</b>	sans accessoires
<b>Radstand [mm]</b>	Empattement [mm]	<b>Zubehörsatz, Bremsbacken</b>	Kit d'accessoires, mâchoire de frein
<b>Reparatur-satz, Automatische Nachstellung</b>	Kit de réparation, ajustage automatique	<b>Zubehörsatz, Feststellbremsbacken</b>	Kit d'accessoires, mâchoires de frein de stationnement
<b>- RLG</b>	sans roulement de roue	<b>Ø</b>	Diamètre [mm] Diamètre de tambour Diamètre de piston de cylindre [mm]
<b>- RZ</b>	sans cylindre de roue	<b>→</b>	Date de production à partir de Année à partir de N° de châssis à partir de N° de moteur de
<b>- RZR</b>	sans régulateur intégré	<b>→</b>	Date de production jusqu'à Année jusqu'à N° de châssis jusqu'à
<b>Satz</b>	Jeu	<b>→Orga</b>	N° d'organisation jusqu'à
<b>Schaltgetriebe</b>	boîte de vitesses manuelle	<b>→VET</b>	Numéro VET jusqu'à
<b>Scheiben/Trommel</b>	Disques / tambour		
<b>Scheibenbremse</b>	Frein à disque		
<b>- SCS</b>	pour véhicules sans SCS		
<b>Seilzug, Feststellbremse</b>	Tirette à câble, frein de stationnement		
<b>Stahlfelge</b>	Jante en acier		
<b>Starrachse</b>	Essieu rigide		
<b>Textbaustein</b>	module de texte		
<b>Thailand</b>	Thaïlande		
<b>Trommelbremse</b>	Frein à tambour		
<b>TRW</b>	Système de freinage, Lucas / TRW		
<b>Türenanzahl</b>	Nombre de portes		
<b>Ungarn</b>	Hongrie		
<b>V</b>	ventilé		

# Technische Übersetzungen

Technical translations - Traducciones técnicas - Traductions techniques - Traduzioni tecniche

IT		IT	
	Tamburo freno	+ RZ	con cilindretto freno
	Cavo comando, Freno stazionamento	+ RZR	con regolatore integrato
	Kit ganasce, Freno stazionamento	+ SCS	per veicoli con SCS
	Cilindretto freno	+ Zub	con accessori
	Kit ganasce freno	- ABS	per veicoli senza ABS Non per ABS
	posteriore	- ABS Ring	senza anello sensore ABS
	Assale posteriore Sx	- AHK	per veicoli senza cinematica attiva assale posteriore
	Assale posteriore Dx	AKE	Sistema frenante, Akebono
	posteriore Sx	ALU	Alluminio
	anteriore Sx	Anzahl Sitz- plätze	N° posti a sedere
	centro	AP	Sistema frenante, AP Lockheed
	posteriore Dx	- ASR	per veicoli senza ASR
	anteriore Dx	- AUT	senza regolazione automatica
	anteriore	Automatikge- triebe	Trasmissione automatica
	Assale anteriore Sx	Baumuster	Modello
/	Misura max. scorrimento tamburo freno [mm]	BDX	Sistema frenante, Bendix
+ ABS	per veicoli con ABS per ABS	Bördelform	Forma bordatura
+ ABS Ring	con anello sensore ABS	BOS	Sistema frenante, Bosch
+ AUT	con regolazione automatica	Br.Tr.Höhe ges. [mm]	Altezza compl. tamb. freno [mm]
+ ESP	per veicoli con ESP	Br.trommel- durchm.auße n [mm]	Diam. est. tamburo freno [mm]
+ HEB	con leva	Br.trommel- durchm.inne n [Zoll]	Diam. int. tamburo freno [pollici]
+ J	Giappone	Brems-/ Fahr dyn. Artikelbezug	Dinamica frenata/guida. Riferim. arti- colo
+ PR	per N° PR	Bremsba- ckensatz	Kit ganasce freno
+ RLG	con cuscinetto ruota	Bremsba- ckensatz, Feststell- bremse	Kit ganasce, Freno stazionamento
		Brems- trommel	Tamburo freno
		Bus	Autobus
		DEL	Sistema frenante, Delco

# Technische Übersetzungen

Technical translations - Traducciones técnicas - Traductions techniques - Traduzioni tecniche

IT		IT	
<b>Durchmesser Aufnahme [mm]</b>	Diametro sede [mm]	<b>für Fahrzeuge mit erhöhter Bodenfreiheit</b>	per veicoli con altezza da terra maggiorata
<b>E</b>	E	<b>für Fahrzeuge mit Klimaanlage</b>	per veicoli con aria condizionata
<b>Easy Quick</b>	Denominazione aggiuntiva dell'articolo, Easy Quick	<b>für Fahrzeuge mit Niveauregulierung</b>	per veicoli con impianto correzione altezza
<b>- eFSB</b>	per veicoli senza freno stazionamento elettronico	<b>für Fahrzeuge mit Scheibenbremse an der Hinterachse</b>	per veicoli con freni a disco ad assale posteriore
<b>Einzelteile siehe Stückliste</b>	per componenti, vd. lista pezzi	<b>für Fahrzeuge mit Schlechtwegausführung</b>	per veicoli con dotazione per strade dissestate
<b>- ESP</b>	per veicoli senza ESP	<b>für Fahrzeuge mit verstärktem Fahrwerk</b>	per veicoli con autotelaio rinforzato
<b>F</b>	F	<b>für Fahrzeuge mit verstärkter Bremse</b>	per veicoli con freno rinforzato
<b>Felge Lochzahl</b>	Cerchione, N° fori	<b>für Fahrzeuge ohne Aktivlenkung</b>	per veicoli senza meccanismo sterzo attivo
<b>Frankreich</b>	Francia	<b>für Fahrzeuge ohne Anhängervorrichtung</b>	per veicoli senza gancio traino
<b>Frontantrieb</b>	Trazione anteriore	<b>für Fahrzeuge ohne Bremskraftregler</b>	per veicoli senza modulatore frenata
<b>für Behördenfahrzeuge</b>	per veicoli dell'amministrazione pubblica	<b>für Fahrzeuge ohne Bremskraftverstärker</b>	per veicoli senza servofreno
<b>für Doppelbereifung</b>	per pneumatici gemellati	<b>für Fahrzeuge mit elektronischer Bremskraftverteilung (EBD)</b>	per veicoli con ripartizione elettronica frenata (EBD)
<b>für Einfachbereifung</b>	per pneumatici singoli	<b>für Fahrzeuge mit Aktivlenkung</b>	per veicoli con meccanismo sterzo attivo
<b>für erhöhte Nutzlast</b>	per elevata portata utile	<b>für Fahrzeuge mit Bremskraftverstärker</b>	per veicoli con servofreno
<b>für Fahrzeuge mit Aktivlenkung</b>	per veicoli con meccanismo sterzo attivo	<b>für Fahrzeuge mit Drehsitz</b>	per veicoli con sedile girevole
<b>für Fahrzeuge mit Bremskraftregler</b>	per veicoli con modulatore frenata	<b>für Fahrzeuge mit elektronischer Bremskraftverteilung (EBD)</b>	per veicoli con ripartizione elettronica frenata (EBD)
<b>für Fahrzeuge mit Bremskraftverstärker</b>	per veicoli con servofreno	<b>für Fahrzeuge ohne Bremskraftregler</b>	per veicoli senza modulatore frenata
<b>für Fahrzeuge mit Drehsitz</b>	per veicoli con sedile girevole	<b>für Fahrzeuge ohne Bremskraftverstärker</b>	per veicoli senza servofreno
<b>für Fahrzeuge mit elektronischer Bremskraftverteilung (EBD)</b>	per veicoli con ripartizione elettronica frenata (EBD)		

# Technische Übersetzungen

Technical translations - Traducciones técnicas - Traductions techniques - Traduzioni tecniche

IT		IT	
<b>für Fahrzeuge ohne Drehsitz</b>	per veicoli senza sedile girevole	<b>Innendurchmesser 1 [mm]</b>	Diametro interno 1 [mm]
<b>für Fahrzeuge ohne Klimaanlage</b>	per veicoli senza aria condizionata	<b>Innendurchmesser 2 [mm]</b>	Diametro interno 2 [mm]
<b>für Fahrzeuge ohne Niveauregulierung</b>	per veicoli senza impianto correzione altezza	<b>- J</b>	Giappone
		<b>Japan</b>	Giappone
		<b>Kasten</b>	Furgonato
<b>für Fahrzeuge ohne Schlechtwegeausführung</b>	per veicoli senza dotazione per strade dissestate	<b>Kasten/ Kombi</b>	Cassone / Furgonato / Promiscuo
		<b>Komponentennummer</b>	N° componente
<b>für Fahrzeuge ohne Sportfahrwerk</b>	per veicoli senza autotelaio sportivo	<b>kurze Ausführung</b>	Versione corta
		<b>kurzer Radstand</b>	Passo ruote corto
<b>für Fahrzeuge ohne verstärktes Fahrwerk</b>	per veicoli senza autotelaio rinforzato	<b>L=</b>	Lunghezza [mm]
		<b>L2=</b>	Lunghezza 2 [mm]
		<b>langer Radstand</b>	Passo ruote lungo
<b>für Linkslenker</b>	per veicolo con guida a Sx	<b>Lochanzahl</b>	N° fori
<b>für Motornummer</b>	per n° motore	<b>Lochkreis-Ø [mm]</b>	Cerchio foro-Ø [mm]
<b>für Rechtslenker</b>	per veicolo con guida a Dx	<b>luftgefederte Achse</b>	Assale a sospensione pneumatica
<b>für Reifenabmessung</b>	per dimensioni pneumatici	<b>Made in</b>	Paese produzione veicolo
<b>für verlängerten Radstand</b>	per passo allungato	<b>mit Doppelbereifung</b>	con pneumatici gemellati
		<b>mit Einfachbereifung</b>	con pneumatici singoli
<b>Generischer Artikel</b>	Numero generico dell'articolo	<b>mit Radbefestigungsbolzen</b>	con bullone fissaggio ruota
<b>Geschlossen</b>	Chiuso	<b>mittlerer Radstand</b>	Passo ruote medio
<b>GG</b>	Ghisa grigia	<b>Motorcode</b>	Codice motore
<b>Groß Britanien</b>	Gran Bretagna	<b>Multi-link Achse</b>	Assale multilink
<b>- HEB</b>	senza leva	<b>Nabenprofil</b>	Profilo mozzo
<b>Informatsart</b>	Tipo informazione	<b>nicht für Behördenfahrzeuge</b>	Non per veicoli dell'amministrazione pubbl.
<b>Innendurchmesser [mm]</b>	Diametro interno [mm]		



# Technische Übersetzungen

Technical translations - Traducciones técnicas - Traductions techniques - Traduzioni tecniche

IT		IT	
<b>nicht für Doppelbereifung</b>	Non per pneumatici gemellati	<b>Original ATE Kit</b>	Denominazione aggiuntiva dell'articolo, Kit originali ATE
<b>nicht für erhöhte Nutzlast</b>	Non per elevata portata utile	<b>Original ATE TopKit</b>	Denominazione aggiuntiva dell'articolo, TopKit originali ATE
<b>nicht für Fahrzeuge mit verstärkter Bremse</b>	Non per veicoli con freno rinforzato	<b>passend für Felgengröße [Zoll]</b>	idoneo per misura cerchione [pollici]
<b>nicht für gepanzerte Fahrzeuge</b>	Non per veicoli corazzati	<b>Pritsche/ Fahrgestell</b>	Pianale piatto/Telaio
<b>nicht für heiße Klimazonen</b>	non per zone climatiche calde	<b>Radbremszylinder</b>	Cilindretto freno
<b>nicht für Multi-link Achse</b>	Non per assale multilink	<b>Radstand [mm]</b>	Passo ruote [mm]
<b>nicht für Polizeifahrzeuge</b>	Non per mezzi della polizia	<b>Reparatursatz, Automatische Nachstellung</b>	Kit riparazione, Registrazione automatica
<b>nicht für Radstand [mm]</b>	non per passo ruota [mm]	<b>- RLG</b>	senza cuscinetto ruota
<b>nicht für verlängerten Radstand</b>	Non per passo allungato	<b>- RZ</b>	senza cilindretto freno
<b>nicht für Wohnmobile</b>	Non per camper	<b>- RZR</b>	senza regolatore integrato
<b>nur paarweise austauschen</b>	da sostituire solo in coppia	<b>Satz</b>	Serie / Kit
<b>Nutzlast [kg]</b>	Portata utile [kg]	<b>Schaltgetriebe</b>	Cambio manuale
<b>Nutzlast ab [kg]</b>	Portata utile da [kg]	<b>Scheiben/ Trommel</b>	Disco /Tamburo
<b>Nutzlast bis [kg]</b>	Portata utile fino a [kg]	<b>Scheibenbremse</b>	Freno a disco
<b>OE-Hersteller</b>		<b>- SCS</b>	per veicoli senza SCS
<b>OE-Nummer</b>		<b>Seilzug, Feststellbremse</b>	Cavo comando, Freno stazionamento
<b>OE-Referenz</b>		<b>Stahlfelge</b>	Cerchione in acciaio
<b>ohne Druckbolzen</b>	senza perno di spinta	<b>Starrachse</b>	Assale rigido
<b>ohne Leichtmetallfelge</b>	senza cerchione in lega leggera	<b>Textbaustein</b>	
<b>Orga →</b>	N° organizzazione da	<b>Thailand</b>	Tailandia
		<b>Trommelbremse</b>	Freno a tamburo
		<b>TRW</b>	Sistema frenante, Lucas / TRW
		<b>Türenanzahl</b>	N° portiere
		<b>Ungarn</b>	Ungheria
		<b>V</b>	ventilato
		<b>verstärkte Ausführung</b>	Versione rinforzata
		<b>VET →</b>	N° VET da

# Technische Übersetzungen

Technical translations - Traducciones técnicas - Traductions techniques - Traduzioni tecniche

IT	
<b>Vollautomatik</b>	Interamente automatizzato
<b>vormontiert</b>	premontato
<b>VW</b>	Sistema frenante, Volkswagen
<b>x</b>	Larghezza [mm] Altezza interna tamb. freno [mm]
<b>- Zub</b>	senza accessori
<b>Zubehörsatz, Bremsbacken</b>	Kit accessori, Ganasce freno
<b>Zubehörsatz, Feststellbremsbacken</b>	Kit accessori, Ganasce freno stazionamento
<b>Ø</b>	Diametro [mm] Diametro tamburo Diametro pistone cilindro [mm]
<b>→</b>	Data di produzione da Anno da N° telaio da N° motore da
<b>→</b>	Data di produzione fino a Anno fino a N° telaio fino a
<b>→Orga</b>	N° organizzazione fino a
<b>→VET</b>	N° VET fino a



ATE – A Trademark of the  
Continental Corporation

**Continental Aftermarket GmbH**

Guerickestraße 7  
D-60488 Frankfurt am Main  
Tel. +49 (0) 69 7603-1  
Fax +49 (0) 69 761061

[www.ate.de](http://www.ate.de)

**Continental Automotive Trading  
Italia S.r.l.**

Divisione ATE  
Via Matteotti, 62  
I-20092 Cinisello Balsamo (MI)  
Tel. +39 02 35680 1  
Fax +39 02 35680 325  
E-Mail: [info.consumatori@  
continental-corporation.com](mailto:info.consumatori@continental-corporation.com)

[www.ate-freni.it](http://www.ate-freni.it)

**Continental AutomotiveFrance SAS**

Parc Ariane Bâtiment Vénus  
Rue Hélène Boucher  
F-78280 Guyancourt  
Tél. +33 (0)1 39 44 10 30  
Fax +33 (0)1 39 44 10 40  
E-Mail: [07GYFMate-technique@  
continental-corporation.com](mailto:07GYFMate-technique@continental-corporation.com)

[www.ate-freinage.fr](http://www.ate-freinage.fr)

**Continental Automotive Spain, S.A.**

C/ Sepúlveda, 11  
E-28108 Alcobendas (Madrid)  
Phone +34 (0) 657 21 21  
Fax +34 (0)91 657 21 49

[www.frenos-ate.es](http://www.frenos-ate.es)

