

A close-up, high-contrast photograph of a car wheel. The wheel has a multi-spoke design. A brake pad is visible, clamped against the brake disc. The lighting is dramatic, with strong highlights and deep shadows, emphasizing the metallic textures and the mechanical components.

CE 3

Ceramic Bremsbeläge / Ceramic Brake Pads

2015

www.ate-ceramic.de
www.ate-ceramic.com



ATE Ceramic Bremsbeläge

ATE Ceramic brake pads



Die staubarme Arbeitsweise der ATE Ceramic Bremsbeläge verleiht wertvollen Alu-Felgen eine lang anhaltende attraktive Optik.
The low-dust operation of the ATE Ceramic brake pads ensures that valuable aluminum rims retain an attractive appearance for longer.



Innovative Bremsbelagmischung

ATE Ceramic lautet die Lösung von Continental für staubarmes, geräuschreduziertes, materialschonendes und umweltfreundliches Bremsen. Das Geheimnis der Bremsbeläge liegt in einer innovativen Bremsbelagmischung. Sie erzeugt beim Bremsen einen so genannten Transferfilm auf der Bremsscheibe. Dieser schützt die Bremsscheibe vor übermäßigem Abrieb. Das Ergebnis: weniger Bremsstaub, mehr Komfort, weniger Verschleiß.

Innovative brake pad compound

ATE Ceramic is Continental's solution for low dust, low noise, resource-saving and environmentally friendly braking. The secret of the new brake pads lies in an innovative brake pad compound. During braking it produces a "transfer film" on the brake disk which protects the brake disk from excessive wear. The result: less brake dust, more comfort, less wear.

Staubarm – geräuscharm – langlebig Low dust – low noise – long-life



Ceramic macht den Unterschied – nicht nur bei der Felgenoptik.
Ceramic makes the difference – and not just to the look of the rims.

Weniger Verschleiß, geringere Kosten

Umfangreiche Vergleichstests unter harten Alltagsbedingungen haben gezeigt, dass ATE Ceramic Bremsbeläge im Vergleich zu Standard-Bremsbelägen deutlich weniger verschleßen. Sie verlängern auch wesentlich die Lebensdauer der Bremsscheiben. Der geringere Abrieb senkt die Reparaturkosten und schont den Geldbeutel des Autofahrers.

Less wear, lower costs

Extensive comparative tests under tough everyday operating conditions have shown that ATE Ceramic brake pads wear significantly less than standard brake pads. They also significantly extend the service life of the brake discs. This reduction in wear reduces repair costs and saves drivers' money.

Die Vorzüge der Belag-Technologie auf einen Blick:

- Staubarm
- Geräuschreduziert
- Langlebig

ATE Ceramic Bremsbeläge basieren auf einer neuen Bremsbelagmischung, die gegenüber herkömmlichen Mischungen fast keinen Abrieb mehr erzeugen.

Felgen behalten damit ihren Glanz, und die Lebensdauer der Bremsscheiben verlängert sich nachhaltig.

Mit ATE Ceramic Bremsbelägen wird das Bremsen zudem deutlich leiser.

ATE Ceramic Bremsbeläge sind für zahlreiche Modelle unterschiedlicher Hersteller verfügbar. Das Programm wird ständig erweitert.

The benefits of the pad technology at a glance:

- Low dust
- Low noise
- Long life

ATE Ceramic brake pads are based on a new brake pad compound which, compared to conventional compounds, produces almost no wear debris.

This ensures that rims stay shiny, and the service life of the brake discs is sustainably extended.

With ATE Ceramic brake pads, braking is also much quieter.

ATE Ceramic brake pads are available for numerous vehicle models from various manufacturers. The product range is being continuously expanded.



ALFA ROMEO

147 (01-10)	5
156 (97-05)	5
159 (05-11)	5
166 (98-07)	5
BRERA (06-11)	6
GIULIETTA (10-)	6
GT (04-10)	6
MITO (08-)	6
SPIDER (06-11)	7

AUDI

A1 / A1 Sportback (10-)	7
A2 (00-05)	8
A3 (96-03)	8
A3 / A3 Sportback (03-13)	9
A3 Cabrio (08-13)	10
A4 (B5) (95-01)	10
A4 (B6/B7) (01-08)	11
A4 (B8) Limousine (07-)	13
A4 (B8) Avant (08-)	15
A4 Allroad (09-)	16
A4 Cabrio (02-08)	17
A5 / A5 Sportback (07-)	18
A5 Cabrio (09-)	20
A6 / A6 Avant (4B/C5) (97-05)	21
A6 Allroad (00-05)	21
A6 (4F2/C6) Limousine (04-11)	21
A6 (4F5/C6) Avant (05-11)	23
A6 Allroad (06-11)	25
A6 (4G2/C7) Limousine (11-)	25
A6 (4G5/C7) Avant (11-)	26
A6 Allroad (12-)	27
A7 Sportback (10-)	27
A8 (94-02)	27
A8 (03-09)	27
A8 (09-)	27
Q3 (11-)	27
Q5 (08-)	28
Q7 (06-)	29
TT Coupe (98-06)	29
TT Roadster (99-06)	30
TT Coupe (06-14)	30
TT Roadster (07-14)	31

BMW

1er Reihe/E81/E87 Limousine (04-11)	31
1er Reihe/E82 Coupe (07-13)	31
1er Reihe/E88 Cabrio (08-13)	32
3er Reihe/E36 Limousine (90-98)	32
3er Reihe/E36 Touring (95-99)	33
3er Reihe/E36 Coupe (92-99)	33
3er Reihe/E36 Cabrio (93-99)	33
3er Reihe/E36 Compact (94-00)	33
3er Reihe/E46 Limousine (98-05)	33
3er Reihe/E46 Touring (99-05)	34
3er Reihe/E46 Coupe (99-06)	34
3er Reihe/E46 Cabrio (00-06)	35
3er Reihe/E46 Compact (01-05)	35
3er Reihe/E90 Limousine (05-12)	35
3er Reihe/E91 Touring (05-12)	37
3er Reihe/E92 Coupe (06-13)	38
3er Reihe/E93 Cabrio (07-13)	39
5er Reihe/E39 (96-03)	40
5er Reihe/E60 Limousine (03-10)	41
5er Reihe/E61 Touring (04-10)	42
5er Reihe/F10 Limousine (10-)	42
5er Reihe/F11 Touring (10-)	43
5er Reihe/F07 GT GRAN TURISMO (09-)	44
6er Reihe/E63 Coupe (04-11)	44
6er Reihe/E64 Cabrio (04-11)	44
6er Reihe/F12 Cabrio (11-)	44
6er Reihe/F13 Coupe (11-)	44
6er Reihe/F06 Gran Coupe (12-)	44
7er Reihe/E38 (93-01)	44
7er Reihe/E65/E66 (02-08)	45
7er Reihe/F01/F02/F03/F04 (08-)	45
i8/12 (14-)	45
X1/E84 (09-)	45
X3/E83 (03-10)	46
X3/F25 (10-)	46
X4/F26 (14-)	46
X5/E53 (00-07)	46
X5/E70 (07-13)	46
X5/F15 (13-)	47
X6/E71/E72 (08-14)	47
X6/F16 (14-)	48
Z3/E36 (95-02)	48
Z4 Roadster/E85 (03-08)	48
Z4 Coupe/E86 (06-08)	48
Z4 Roadster/E89 (09-)	48

CHEVROLET

AVEO (T300) (11-)	48
CRUZE (09-)	49
MALIBU (V300) (12-)	49



CHEVROLET

ORLANDO (11-)	49
TRAX (12-)	49
VOLT (11-)	50

CHRYSLER

CROSSFIRE Coupe (03-08)	50
CROSSFIRE Cabrio (04-08)	50

CITROEN

BERLINGO (MF) Kombi (96-08)	50
BERLINGO (M_) Kasten (96-08)	50
BERLINGO (B9) (08-)	50
C2 (03-09)	51
C3 (02-09)	51
C3 PLURIEL (03-10)	51
C3 II (09-)	51
C3 PICASSO (09-)	51
C4 I Limousine (LC_) (04-10)	51
C4 I Coupe (04-10)	52
C4 I PICASSO (07-13)	53
C4 I GRAND PICASSO (06-13)	53
C4 II Limousine (B7) (10-)	54
C4 CACTUS (14-)	54
C-ELYSEE (12-)	54
C5 III Limousine (X7) (08-)	54
C5 III Kombi (X7) (08-)	55
C6 (05-12)	55
DS3 (09-)	55
DS3 Cabrio (13-)	55
DS4 (11-)	55
DS5 (11-)	56
XSARA (N1) Limousine (97-05)	56
XSARA (N2) Kombi (97-05)	56
XSARA (N0) Coupe (97-05)	56
XSARA Picasso (N68) (00-10)	56

Classic PKW

BMW Z1 (88-91)	56
MERCEDES BENZ (R129) SL-Klasse (89-93)	56
MERCEDES BENZ (W124) E-Klasse (85-93)	56
MERCEDES BENZ (W201) 190-190 E 2,6 (82-93)	57
MERCEDES BENZ S-Klasse (W140) (91-93)	57

DACIA

DOKKER (12-)	58
DOKKER Express (12-)	58
DUSTER (HS_) (10-)	58
LODGY (JS_) (12-)	58
LOGAN Express (FS_) (09-13)	58
LOGAN MCV Kombi (KS_) (07-13)	58
LOGAN Pick-up (US_) (08-13)	58

FIAT

500 (07-)	58
500 C Cabrio (09-)	59
500 L Kombi (12-)	59
ALBEA (02-12)	59
BRAVO (95-01)	59
BRAVO (07-)	59
CROMA (05-10)	59
DOBLO (10-)	59
FIORINO / FIORINO QUBO (08-)	59
IDEA (04-12)	60
LINEA (07-11)	60
MAREA (96-02)	60
MULTIPLA (98-08)	60
PANDA (03-13)	60
PANDA Cross (06-11)	60
PUNTO (00-03)	60
PUNTO (03-06)	60
PUNTO / PUNTO EVO (09-)	60
GRANDE PUNTO (06-11)	60
STILO / STILO Multi Wagon (01-08)	61

FORD

C-MAX I (07-10)	61
C-MAX II (10-)	61
GRAND C-MAX (10-)	62
ECOSPORT II (14-)	62
FOCUS II (05-11)	62
FOCUS III (11-)	63
FOCUS C-MAX (03-07)	63
GALAXY II (06-)	63
KA II (08-)	64
KUGA I (08-12)	64
KUGA II (13-)	64
MONDEO III (00-07)	64
MONDEO IV (07-14)	64
S-MAX (06-)	65



FORD

TRANSIT CONNECT / TOURNEO CONNECT (03-13)	65
TRANSIT CONNECT / TOURNEO CONNECT (13-)	65

HYUNDAI

ACCENT IV (10-)	66
ELANTRA (11-)	66
i40 (12-)	66
i40 CW Kombi (11-)	66
VELOSTER (11-)	66

JAGUAR

X-Type (CF1) Limousine (01-09)	66
X-Type (CF1) Kombi (03-09)	66

JEEP

GRAND CHEROKEE IV (WK) (10-)	67
------------------------------	----

KIA

OPTIMA (12-)	67
RIO III (UB) (11-)	67
SOUL (09-14)	67
VENGA (10-)	67

LANCIA

DELTA / Chrysler Delta (08-)	67
KAPPA (95-01)	67
LYBRA (99-05)	67
MUSA (04-13)	67
THESIS (02-07)	68

LAND ROVER

FREELANDER 2 (FA) (06-)	68
RANGE ROVER III (LM) (02-12)	68
RANGE ROVER EVOQUE (SAL) (11-)	68

LEXUS

NX (14-)	68
RX 270/350/450 (GYL_) (09-)	68

MAZDA

3 (BK) (03-09)	68
3 (BL) (09-13)	69
5 (CR) (05-10)	69
5 (CW) (10-)	69
PREMACY (CR) (05-10)	69

MERCEDES BENZ

A-Klasse (W168) (97-04)	69
A-Klasse (W169) (04-12)	69
B-Klasse (W245) (05-11)	70
CITAN (W415) (12-)	70
C-Klasse (W202) Limousine (93-00)	70
C-Klasse (S202) Kombi (96-01)	70
C-Klasse (W203) Limousine (00-07)	71
C-Klasse (S203) Kombi (01-07)	72
C-Klasse (CL203) Sportcoupe (01-08)	73
C-Klasse (CLC203) Coupe (08-10)	73
C-Klasse (W204) Limousine (07-14)	73
C-Klasse (S204) Kombi (07-14)	74
C-Klasse (C204) Coupe (11-)	75
CL-Klasse (C140) Coupe (96-99)	75
CL-Klasse (C216) Coupe (06-14)	75
CLK-Klasse (C208) Coupe (97-02)	75
CLK-Klasse (A208) Cabrio (98-03)	76
CLK-Klasse (C209) Coupe (02-09)	76
CLK-Klasse (A209) Cabrio (03-09)	76
CLS-Klasse (C219) Coupe (04-10)	76
CLS-Klasse (C218) Coupe (10-)	77
CLS-Klasse (X218) Shooting Brake (12-)	77
E-Klasse (W124) Limousine (93-95)	77
E-Klasse (S124) Kombi (93-96)	77
E-Klasse (C124) Coupe (93-97)	78
E-Klasse (A124) Cabrio (93-98)	78
E-Klasse (W210) Limousine (95-02)	78
E-Klasse (S210) Kombi (96-03)	79
E-Klasse (W211) Limousine (02-09)	79
E-Klasse (S211) Kombi (03-09)	80
E-Klasse (W212) Limousine (09-)	81
E-Klasse (S212) Kombi (09-)	82
E-Klasse (C207) Coupe (09-)	83
E-Klasse (A207) Cabrio (10-)	83
GL-Klasse (X164) (06-12)	84
GL-Klasse (X166) (12-)	84

**MERCEDES BENZ**

GLK-Klasse (X204) (08-)	84
M-Klasse (W163) (98-05)	84
M-Klasse (W164) (05-11)	84
M-Klasse/GLE-Klasse (W166) (11-)	85
R-Klasse (W251,V251) (06-12)	85
S-Klasse (W140) (93-98)	85
S-Klasse (W220) (98-06)	85
S-Klasse (W221) (06-13)	86
SL-Klasse (R129) (93-01)	86
SL-Klasse (R230) (01-11)	86
SLK-Klasse (R170) (96-04)	86
SLK-Klasse (R171) (04-11)	86
SLK-Klasse (R172) (11-)	87
VANEO (BM414) (02-05)	87

MG

ZT Limousine (01-05)	87
ZT-T Kombi (01-05)	87

MINI

R50 / R53 (00-06)	87
R52 Cabrio (04-08)	87
R55 Clubman (07-14)	87
R55 Clubvan (12-)	88
R56 (06-14)	88
R57 Cabrio (09-14)	88
R58 Coupe (11-)	88
R59 Roadster (12-)	89
R60 Countryman (10-)	89
R61 Paceman (12-)	89

NISSAN

NOTE (E11E) (06-13)	89
PRIMERA (P12E) Limousine (02-08)	89
PRIMERA (W12) Kombi (02-08)	89
QASHQAI / QASHQAI +2 (J10,JJ10) (07-14)	90
X-TRAIL (T31) (07-14)	90

OPEL

ADAM / Vauxhall Adam (13-)	90
AMPERA / Vauxhall Ampera (11-)	90
ASTRA G / Vauxhall Astra MKIV (98-04)	90
ASTRA H / GTC / Vauxhall Astra Mk V (04-10)	91
ASTRA H Caravan/Vau. Astra MKV Estate (04-10)	91
ASTRA H TwinTop (06-10)	92
ASTRA J / GTC / Vauxhall Astra MK VI (09-)	92
ASTRA J Sports Tourer/Vau.Astra Sports Tourer (10-)	93
CASCADA / Vauxhall Cascada (13-)	93
COMBO / Vauxhall Combo (01-11)	94
COMBO D / Vauxhall Combo D (11-)	94
CORSA C / Vauxhall Corsa MK II (00-06)	94
CORSA D / Vauxhall Corsa MK III (06-)	94
CORSA E / Vauxhall Corsa Mk IV (14-)	94
GT (07-09)	94
INSIGNIA / Vauxhall Insignia (08-)	95
INSIGNIA Country Tourer (13-)	95
INSIGNIA Sports Tourer / Vauxh. Insignia SportsTourer (08-)	96
MERIVA A / Vauxhall Meriva Mk I (03-10)	97
MERIVA B / Vauxhall Meriva Mk II (10-)	97
MOKKA / Vauxhall Mokka (12-)	97
SIGNUM / Vauxhall Signum (03-08)	97
TIGRA TWIN TOP / Vau. Tigra Twin Top (04-09)	98
VECTRA C (F68,F69)/Vau. Vectra MK II (02-08)	98
VECTRA C Caravan (F35) / Vau. MK II (03-08)	99
ZAFIRA I / Vauxhall Zafira I (99-05)	99
ZAFIRA II / Vauxhall Zafira II (05-)	99
ZAFIRA III Tourer / Vauxhall Zafira III Tourer (11-)	100

PEUGEOT

206 Limousine (98-09)	100
206 CC (00-07)	101
206 SW (02-07)	101
206 PLUS (09-13)	101
207 Limousine (06-12)	101
207 CC (07-)	101
207 SW (07-13)	101
208 (12-)	101
301 (12-)	102
307 Limousine (00-07)	102
307 Break (02-08)	103
307 CC (03-09)	103
307 SW (02-08)	104
308 Limousine (07-13)	104
308 SW (08-14)	105
308 CC (09-)	105
407 Limousine / SW (04-11)	105
407 Coupe (05-11)	106
607 (00-10)	106
1007 (05-11)	106
2008 (13-)	106

**PEUGEOT**

3008 (09-)	106
5008 (09-)	107
PARTNER Kombi (96-08)	107
PARTNER Kasten (96-08)	107
PARTNER Tepee/Kasten/Pritsche (B9) (08-)	107
RCZ (10-)	107

PORSCHE

BOXSTER (986) (96-04)	107
BOXSTER (987) (05-11)	107
CAYENNE I (03-10)	107
CAYMAN (987C) (05-12)	108

RENAULT

AVANTIME (01-03)	108
CAPTUR (J87) (13-)	108
CLIO III (BR_/CR_) (05-12)	108
CLIO III Grandtour (KR_) (08-12)	108
CLIO IV (B98_) (12-)	109
CLIO IV Grandtour (K98_) (12-)	109
DOKKER (K67/F67) (12-)	109
DUSTER (HS-) (11-)	109
ESPACE III (JE_) (96-02)	109
ESPACE IV (JK_) (02-)	109
FLUENCE (L30_) (10-)	110
KANGOO I (KC_) (98-07)	110
KANGOO Be Bop (KW0_) (09-10)	110
KANGOO Express/Rapid (FC_) (98-07)	110
KANGOO Express/Rapid (FW_) (08-)	110
LAGUNA II Limousine (BG_) (01-07)	110
LAGUNA II Grandtour (KG_) (01-07)	111
LAGUNA III Limousine (BT0/1) (07-)	111
LAGUNA III Coupe (DT0/1) (07-)	112
LAGUNA III Grandtour (KT0/1) (07-)	112
LATITUDE (L70_) (11-13)	112
LOGAN Express (07-13)	112
MEGANE I Grandtour (KA_) (98-03)	112
MEGANE II Limousine 3/5-türig (BM/CM_) (02-08)	112
MEGANE II Limousine 4-türig (LM_) (03-08)	113
MEGANE II Coupe/Cabrio (EM_) (03-10)	114
MEGANE II Grandtour (KM_) (03-08)	114
MEGANE III Schrägheck (BZO_) (08-)	115
MEGANE III CC (EZO_) (10-)	115
MEGANE III Coupe (DZO_) (08-)	116
MEGANE III Grandtour (KZ_) (08-)	116
MEGANE SCENIC (JA_) (96-99)	116
MODUS/GRAND MODUS (JPO_) (04-13)	117
SCENIC I (JA_) (99-03)	117
SCENIC II (JM_) (03-09)	117
SCENIC III (JZ_) (09-)	118
GRAND SCENIC (JM_) (04-09)	118
GRAND SCENIC (JZ_) (09-)	118
VEL SATIS (BJO_) (02-09)	118

ROVER

75-Serie (RJ) (99-04)	119
75 Serie (RX) (04-05)	119

Saab

9-3 Limousine (YS3F) (03-12)	119
9-3 SportCombi (05-12)	120
9-3 Cabriolet (YS3D) (98-03)	121
9-3 Cabriolet (YS3F) (03-12)	121
9-3 X (09-12)	122
9-5 Limousine (YS3E) (97-10)	122
9-5 Kombi (YS3E) (98-10)	122
9-5 II (10-12)	122

SEAT

ALHAMBRA II (10-)	123
ALTEA (5P1) (04-)	123
ALTEA XL (5P5) (06-)	124
AROSA (6H) (97-05)	124
CORDOBA I (93-99)	124
CORDOBA II (6K2) (99-02)	124
CORDOBA III (6L2) (02-09)	124
EXEO / ST (09-13)	125
IBIZA II (93-99)	125
IBIZA III (6K1) (99-02)	125
IBIZA IV (6L1) (02-10)	126
IBIZA V / ST / SC (08-)	126
LEON I (1M1) (99-05)	127
LEON II (1P1) (05-12)	128
LEON III (5F) / SC / ST (12-)	130
Mii (12-)	130
TOLEDO II (1M2) (98-04)	130
TOLEDO III (5P2) (05-09)	131
TOLEDO IV (KG3) (12-)	131

SKODA

CITIGO (12-)	132
--------------	-----

**SKODA**

FABIA I (6Y) (99-07)	132
FABIA II (5J) (07-14)	132
FABIA III (NJ) (14-)	133
OCTAVIA I (1U) (97-10)	133
OCTAVIA II (1Z) (04-13)	134
RAPID / RAPID Spaceback (12-)	135
ROOMSTER (5J) (06-)	135
SUPERB I (02-08)	136
SUPERB II (08-15)	136
SUPERB Kombi (09-15)	137
YETI (09-)	137

TOYOTA

PRIU PLUS (12-)	138
-----------------	-----

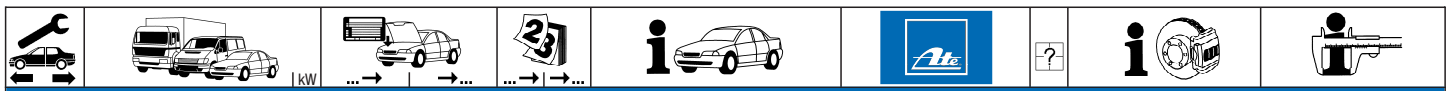
VOLKSWAGEN

AMAROK (10-)	138
BORA (98-04)	138
CADDY III (04-)	140
CC COUPE (11-)	140
EOS (06-)	141
FOX (05-11)	142
GOLF III (92-97)	142
GOLF III Variant (93-99)	142
GOLF III Cabriolet (94-02)	142
GOLF IV (98-05)	142
GOLF IV Variant (99-06)	143
GOLF V (03-08)	144
GOLF V Variant (07-09)	145
GOLF VI (08-)	146
GOLF VI Variant (09-)	147
GOLF VI Cabriolet (11-)	147
GOLF Plus (05-14)	148
JETTA V (05-10)	149
JETTA VI (11-)	149
LUPO (98-05)	150
NEW BEETLE (98-10)	150
NEW BEETLE Cabriolet (03-10)	150
BEETLE (11-)	151
BEETLE Cabriolet (12-)	151
PASSAT (94-96)	152
PASSAT (97-05)	152
PASSAT Limousine (05-10)	153
PASSAT Variant (05-10)	154
PASSAT CC (08-11)	155
PASSAT / PASSAT VARIANT (10-14)	155
PASSAT ALLTRACK (12-)	156
POLO III (95-01)	156
POLO IV (02-09)	156
POLO V (09-)	157
POLO Classic (96-01)	159
POLO Variant (97-01)	159
SCIROCCO (08-)	159
SHARAN II (10-)	160
TIGUAN (07-)	160
TOUAREG I (03-10)	160
TOUAREG II (10-)	161
TOURAN (03-)	161
VENTO (92-98)	161
up (11-)	161

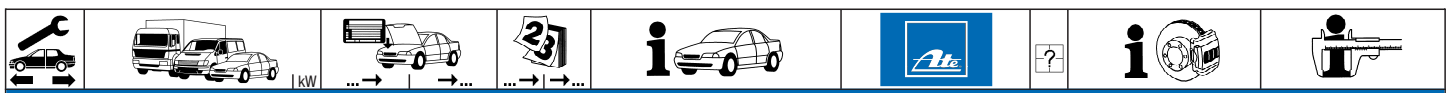
VOLVO

850 Limousine (91-96)	162
850 Kombi (92-96)	162
C30 Coupe (06-12)	162
C70 Coupe (97-02)	162
C70 I Cabrio (98-06)	162
C70 II Cabrio (06-13)	163
S40 II (04-12)	163
S60 I (00-09)	163
S60 II (10-)	164
S70 (97-00)	165
S80 I (98-06)	165
S80 II (06-)	166
V40 (12-)	167
V50 (04-12)	167
V60 (10-)	168
V70 I (97-00)	169
V70 II (00-07)	169
V70 III (07-)	170
XC60 (08-)	172
XC70 I CROSS COUNTRY (00-07)	172
XC70 II CROSS COUNTRY (07-)	172
XC90 (02-14)	173





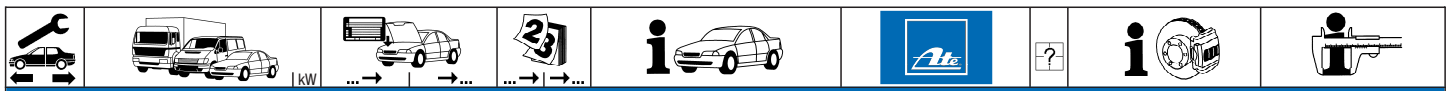
ALFA ROMEO 147 (01-10)											
	1.6 i 16V T.Spark	77		01.01		VET: - 3021488	13.0470-7139.2	LD7139		23140 19,4 +/WK	ATE
	1.6 i 16V T.Spark	77			10.10	VET: 3021489 -	13.0470-7140.2	LD7140		23289 19,3 +/WK	ATE
	1.6 i 16V T.Spark	88		01.01	10.10						
	1.9 JTD	74		06.03	10.10						
	1.9 JTD	81		11.00	10.10						
	1.9 JTD	85		01.01	10.10						
	1.9 JTD 16V			11.02	10.10						
	1.9 JTDM 16V			07.05	10.10						
	1.9 JTDM 8V	88		07.05	10.10						
	2.0 i 16V T.Spark	110		01.01	10.10						
				01.01	10.10						
	1.6 i 16V T.Spark	77		01.01	10.10		13.0470-2867.2	LD2867		23517 16,6 /S	LUC
	1.6 i 16V T.Spark	88		01.01	10.10						
	1.9 JTD	74		06.03	10.10						
	1.9 JTD	81		11.00	10.10						
	1.9 JTD	85		01.01	10.10						
	1.9 JTD 16V			11.02	10.10						
	1.9 JTDM 16V			07.05	10.10						
	1.9 JTDM 8V	88		07.05	10.10						
	2.0 i 16V T.Spark	110		01.01	10.10						
	3.2 GTA	184		02.03	10.10						
ALFA ROMEO 156 (97-05)											
	1.6 i 16V T.Spark			03.00	02.01		13.0470-7139.2	LD7139		23140 19,4 +/WK	ATE
	1.8 i 16V T.Spark			03.00	02.01						
	1.9 JTD			03.00	02.01						
	1.6 i 16V T.Spark			03.01	07.05		13.0470-7140.2	LD7140		23289 19,3 +/WK	ATE
	1.8 i 16V T.Spark			03.01	07.05						
	1.9 JTD			03.01	07.05						
	1.9 JTD 16V	103		11.02	07.05						
	2.0 16V T.Spark			03.00	07.05						
	2.0 JTS	122		03.02	07.05						
	2.4 JTD	100		03.00	10.00						
2.4 JTD	103		10.00	07.05							
2.5 V6 24V			03.00	07.05							
1.9 JTD 16V	110		07.04	07.05		13.0470-4803.2	LD4803		23092 15,6 +/WK/Zub	BRE	
	1.6 i 16V T.Spark			03.02	07.05		13.0470-2867.2	LD2867		23517 16,6 /S	LUC
	1.8 i 16V T.Spark			03.02	07.05						
	1.9 JTD			03.02	07.05						
	1.9 JTD 16V	103		11.02	07.05						
	1.9 JTD 16V	110		07.04	07.05						
	2.0 16V T.Spark			03.02	07.05						
	2.0 JTS	122		03.02	07.05						
	2.4 JTD	103		03.02	07.05						
	2.4 JTD	110		03.02	07.05						
	2.4 JTD	129		10.03	07.05						
2.5 V6 24V			03.02	07.05							
3.2 GTA	184		03.02	07.05							
ALFA ROMEO 159 (05-11)											
	1.8 MPI	103		03.07	10.11		13.0470-7211.2	LD7211		24339 20,5 +/WK	ATE
	1.9 JTDM 16V			06.05	10.11						
	1.9 JTDM 8V			06.05	10.11						
	1.9 JTS	118		06.05	10.11						
	2.2 JTS	136		06.05	10.11						
	2.4 JTDM 20V	147		06.05	12.06		13.0470-4971.2	LD4971		23092 16,0 +/WK	BRE
	3.2 JTS Q4	191		12.05	12.06						
	2.4 JTDM 20V	147		01.07	10.11		13.0470-4851.2	LD4851		23092 16,0 +/WK	BRE
	2.4 JTDM 20V	154		05.07	10.11						
	2.4 JTDM 20V Q4	154		05.07	10.11						
3.2 JTS	191		02.08	10.11							
3.2 JTS Q4	191		01.07	10.11							
	1.8 MPI	103		03.07	10.11		13.0470-2707.2	LD2707		23760 17,7 /S	LUC
	1.8 TBi	147		05.09	10.11						
	1.9 JTDM 16V			06.05	10.11						
	1.9 JTDM 8V			06.05	10.11						
	1.9 JTS	118		06.05	10.11						
	2.0 JTDM	100		06.10	10.11						
	2.0 JTDM	120		05.09	10.11						
	2.0 JTDM	125		05.09	10.11						
	2.2 JTS	136		06.05	10.11						
	2.4 JTDM 20V	147		06.05	10.11						
2.4 JTDM 20V	154		05.07	10.11							
2.4 JTDM 20V Q4	154		05.07	10.11							
3.2 JTS	191		02.08	10.11							
3.2 JTS Q4	191		12.05	10.11							
ALFA ROMEO 166 (98-07)											
	2.0 i V6 Turbo			10.98	12.07		13.0470-4971.2	LD4971		23092 16,0 +/WK	BRE
	2.4 JTD	129		10.03	12.07						
	2.5 i V6			10.98	12.07						
	3.0 i V6			10.98	12.07						
	3.2 i V6			10.03	12.07						



ALFA ROMEO BRERA (06-11)												
	2.2 JTS	136		12.05	09.11		13.0470-7211.2	LD7211		24339 20,5 +/WK	ATE	
	1.8 TBi	147		05.09	09.11		13.0470-4971.2	LD4971		23092 16,0 +/WK	BRE	
	2.4 JTDM 20V	147		12.05	09.11							
	2.4 JTDM 20V	154		02.07	09.11							
	3.2 JTS	191		03.08	09.11							
	3.2 JTS Q4	191		12.05	09.11							
	1.8 TBi	147		05.09	09.11		13.0470-2707.2	LD2707		23760 17,7 /S	LUC	
	2.0 JTDM	125		05.09	09.11							
	2.2 JTS	136		12.05	09.11							
	2.4 JTDM 20V	147		12.05	09.11							
	2.4 JTDM 20V	154		02.07	09.11							
	3.2 JTS	191		03.08	09.11							
	3.2 JTS Q4	191		12.05	09.11							
ALFA ROMEO GIULIETTA (10-)												
	1.4 BiFuel	88		12.11			13.0470-7273.2	LD7273	- Sonderbremszange ¹⁾	24538 19,4 +/WK	ATE	
	1.4 TB	88		04.10								
	1.6 JTDM	77		04.10								
	1.6 JTDM	88		02.15								
	2.0 JTDM	103		04.10			13.0470-7269.2	LD7269	- Sonderbremszange ¹⁾	24340 19,5 +/WK	ATE	
	2.0 JTDM	110		08.13								
	2.0 JTDM	125		04.10								
	1.4 BiFuel	88		12.11		+ Sonderbremszange ²⁾	13.0470-4854.2	LD4854		23756 16,3 +/WK	BRE	
	1.4 TB	77		04.11								
	1.4 TB	88		04.10		+ Sonderbremszange ²⁾						
	1.4 TB	120		04.10								
	1.4 TB MultiAir	125		04.10								
	1.6 JTDM	77		04.10		+ Sonderbremszange ²⁾						
	1.6 JTDM	88		02.15		+ Sonderbremszange ²⁾						
	1.8 TBi	173		04.10								
	1.8 TBi	177		09.13								
	2.0 JTDM	103		04.10		+ Sonderbremszange ²⁾						
	2.0 JTDM	110		08.13		+ Sonderbremszange ²⁾						
	2.0 JTDM	125		04.10		+ Sonderbremszange ²⁾						
	1.4 BiFuel	88		12.11			13.0470-2767.2	LD2767	- Sonderbremszange ¹⁾	25156 17,4 +/WK/Zub/S	LUC	
	1.4 TB	88		04.10								
	1.6 JTDM	77		04.10								
	1.6 JTDM	88		02.15								
	2.0 JTDM	103		04.10								
	2.0 JTDM	110		08.13								
	2.0 JTDM	125		04.10								
	1.4 BiFuel	88		12.11		+ Sonderbremszange ²⁾	13.0470-2768.2	LD2768		23811 17,7 +/WK/Zub/S	LUC	
	1.4 TB	77		04.11								
	1.4 TB	88		04.10		+ Sonderbremszange ²⁾						
	1.4 TB	120		04.10								
	1.4 TB MultiAir	125		04.10								
	1.6 JTDM	77		04.10		+ Sonderbremszange ²⁾						
	1.6 JTDM	88		02.15		+ Sonderbremszange ²⁾						
	1.8 TBi	173		04.10								
	1.8 TBi	177		09.13								
	2.0 JTDM	103		04.10		+ Sonderbremszange ²⁾						
	2.0 JTDM	110		08.13		+ Sonderbremszange ²⁾						
	2.0 JTDM	125		04.10		+ Sonderbremszange ²⁾						
	ALFA ROMEO GT (04-10)											
		1.8 TS	103	3286797	11.03			13.0470-7181.2	LD7181		21636 19,3 +/WK	ATE
		1.9 JTD	110	3286797	11.03							
		2.0 JTS	121	3286797	11.03							
		1.8 TS	103	3286798		07.10		13.0470-7140.2	LD7140		23289 19,3 +/WK	ATE
		1.9 JTD	110	3286798		07.10						
1.9 JTD		125		05.08	07.10							
2.0 JTS		121	3286798		07.10							
	1.8 TS	103		11.03	07.10		13.0470-2867.2	LD2867		23517 16,6 /S	LUC	
	1.9 JTD	110		11.03	07.10							
	1.9 JTD	125		05.08	07.10							
	2.0 JTS	121		11.03	07.10							
	3.2 I V6	176		11.03	07.10							
ALFA ROMEO MITO (08-)												
	1.4 I 16V	51		05.11			13.0470-3826.2	LD3826		23706 18,0 +/WK/Zub/S	BOS	
	1.4 I 16V	58		08.08								
	1.4 I 16V	70		08.08								
	1.3 JTDM	62		01.11			13.0470-3984.2	LD3984		23711 19,4 +/WK/S	BOS	
	1.3 JTDM	66		08.08								
	1.3 JTDM	70		10.09								
	1.4	77		08.10								
	1.4	88		08.08								
	1.4 Bifuel	88		07.11								
	1.4 TB	99		09.09								
	1.6 JTD	88		08.08								
	1.6 JTDM	85		09.08								
	1.4 TB	114		08.08			13.0470-4853.2	LD4853		24162 15,2 +/WK	BRE	
	1.4 TB	125		10.09								
1.4 Turbo	110		09.08									

¹⁾ - special brake caliper / - pinza freno speciale / - pince à frein spéciale / - pinza freno especial
²⁾ + special brake caliper / + pinza freno speciale / + pince à frein spéciale / + pinza freno especial





ALFA ROMEO MITO (08-)												
	0.9	63		07.11				13.0470-3812.2	LD3812	+ Sonderbremszange ¹⁾	23714 17,6 /S	BOS
	0.9	77		04.13								
	1.3 JTDM	62		01.11								
	1.3 JTDM	66		08.08								
	1.3 JTDM	70		10.09								
	1.4	77		08.10								
	1.4	88		08.08								
	1.4 Bifuel	88		07.11								
	1.4 i 16V	51		05.11								
	1.4 i 16V	58		08.08								
	1.4 i 16V	70		08.08								
	1.4 TB	99		09.09								
	1.4 TB	114		08.08								
	1.4 TB	125		10.09								
	1.4 Turbo	110		09.08								
	1.6 JTD	88		08.08								
	1.6 JTDM	85		09.09								

ALFA ROMEO SPIDER (06-11)												
	2.2 JTS	136		04.06	02.08			13.0470-7211.2	LD7211		24339 20,5 +/WK	ATE
	1.8 TBi	147		05.09	09.11			13.0470-4971.2	LD4971		23092 16,0 +/WK	BRE
	2.4 JTDM 20V	147		02.07	09.11							
	2.4 JTDM 20V	154		05.07	09.11							
	3.2 JTS	191		03.08	09.11							
	3.2 JTS Q4	191		04.06	09.11							
	1.8 TBi	147		05.09	09.11			13.0470-2707.2	LD2707		23760 17,7 /S	LUC
	2.0 JTDM	120		04.09	09.11							
	2.0 JTDM	125		05.09	09.11							
	2.2 JTS	136		04.06	09.11							
	2.4 JTDM 20V	147		02.07	09.11							
	2.4 JTDM 20V	154		05.07	09.11							
	3.2 JTS	191		03.08	09.11							
	3.2 JTS Q4	191		04.06	09.11							

AUDI A1 / A1 Sportback (10-)												
	1.0 TFSI	70		03.15		PR: 1ZG		13.0470-7111.2	LD7111		23130 19,6 +	VW
	1.2 TFSI	63		05.10		PR: 1ZG						
	1.4 TDI	66		11.14		PR: 1ZG						
	1.4 TFSI	90		05.10		PR: 1ZG						
	1.4 TFSI	92		11.14		PR: 1ZG						
	1.4 TFSI	103		04.12		PR: 1ZG						
	1.4 TFSI	110		11.14		PR: 1ZG						
	1.4 TFSI	136		11.10		PR: 1ZG						
	1.6 TDI	66		05.10		PR: 1ZG						
	1.6 TDI	77		05.10		PR: 1ZG						
	1.6 TDI	85		11.14		PR: 1ZG						
	1.8 TFSI	141		02.15		PR: 1ZG						
	2.0 TDI	105		09.11		PR: 1ZG						
	2.0 TFSI quattro	188		10.12		PR: 1ZG						
	1.0 TFSI	70		03.15		PR: 1ZC		13.0470-7184.2	LD7184		23587 20,6 +/WK	ATE
	1.2 TFSI	63		05.10		PR: 1ZC						
	1.4 TDI	66		11.14		PR: 1ZC						
	1.4 TFSI	90		05.10		PR: 1ZC						
	1.4 TFSI	92		11.14		PR: 1ZC						
	1.4 TFSI	103		04.12		PR: 1ZC						
	1.4 TFSI	110		11.14		PR: 1ZC						
	1.4 TFSI	136		11.10		PR: 1ZC						
	1.6 TDI	66		05.10		PR: 1ZC						
	1.6 TDI	77		05.10		PR: 1ZC						
	1.6 TDI	85		11.14		PR: 1ZC						
	1.8 TFSI	141		02.15		PR: 1ZC						
	2.0 TDI	105		09.11		PR: 1ZC						
	2.0 TFSI quattro	188		10.12		PR: 1ZC						
	S1	170		03.14		PR: 1ZC						
	1.2 TFSI	63		05.10		PR: 1LJ		13.0470-7226.2	LD7226		23587 20,4 +/WK	ATE
	1.4 TFSI	90		05.10		PR: 1LJ						
	1.4 TFSI	103		04.12		PR: 1LJ						
	1.4 TFSI	136		11.10		PR: 1LJ						
	1.6 TDI	66		05.10		PR: 1LJ						
	1.6 TDI	77		05.10		PR: 1LJ						
	2.0 TDI	105		09.11		PR: 1LJ						
	2.0 TFSI quattro	188		10.12		PR: 1LJ						
	1.0 TFSI	70		03.15		PR: 1KT		13.0470-2820.2	LD2820		20961 17,6 /S	LUC
	1.2 TFSI	63		05.10		PR: 1KT						
	1.4 TDI	66		11.14		PR: 1KT						
	1.4 TFSI	90		05.10		PR: 1KT						
	1.4 TFSI	92		11.14		PR: 1KT						
	1.4 TFSI	103		04.12		PR: 1KT						
	1.4 TFSI	110		11.14		PR: 1KT						
	1.4 TFSI	136		11.10		PR: 1KT						
	1.6 TDI	66		05.10		PR: 1KT						
	1.6 TDI	77		05.10		PR: 1KT						
	1.6 TDI	85		11.14		PR: 1KT						
	1.8 TFSI	141		02.15		PR: 1KT						
	2.0 TDI	105		09.11		PR: 1KT						
	2.0 TFSI quattro	188		10.12		PR: 1KT						

¹⁾ + special brake caliper / + pinza freno speciale / + pince à frein spéciale / + pinza freno especial



AUDI A1 / A1 Sportback (10-)

	1.2 TFSI	63		05.10	PR: 1KS	13.0470-3858.2	LD3858		24563 17,7 /Zub/S	BOS
	1.4 TDI	66		11.14	PR: 1KS					
	1.4 TFSI	90		05.10	PR: 1KS					
	1.4 TFSI	92		11.14	PR: 1KS					
	1.4 TFSI	103		04.12	PR: 1KS					
	1.4 TFSI	110		11.14	PR: 1KS					
	1.4 TFSI	136		11.10	PR: 1KS					
	1.6 TDI	66		05.10	PR: 1KS					
	1.6 TDI	77		05.10	PR: 1KS					
	1.6 TDI	85		11.14	PR: 1KS					
2.0 TDI	105		09.11	PR: 1KS						
2.0 TFSI quattro	188		10.12	PR: 1KS						

AUDI A2 (00-05)

	1.4	55		06.00	07.05	13.0470-7117.2	LD7117		23131 19,6 +/WK	VW
	1.4 TDI	55		06.00	07.05					
	1.4 TDI	66		11.03	07.05					
	1.6 FSI	81		05.02	07.05	13.0470-2894.2	LD2894		20961 17,4 /Zub/S	LUC
	1.4 TDI	66		11.03	07.05					
	1.6 FSI	81		05.02	07.05					

AUDI A3 (96-03)

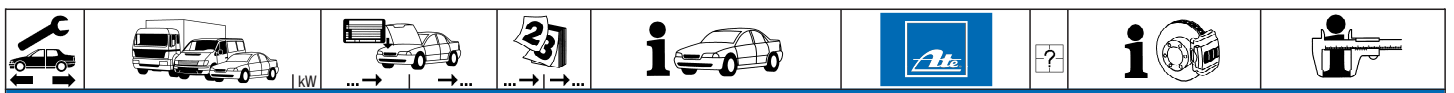
	1.6	75	8L-X-200000	09.96	PR: 1LQ,1LR,1LS	13.0470-7111.2	LD7111		23130 19,6 +	VW					
	1.8	92	8L-X-200000	09.96	PR: 1LQ,1LR,1LS										
	1.8 T	110	8L-X-200000	12.96	PR: 1LQ,1LR,1LS										
	1.8 T	132	8L-X-200000	12.98	PR: 1LQ,1LR,1LS										
	1.8 T quattro	110	8L-X-200000	08.98	PR: 1LQ,1LR,1LS										
	1.8 T quattro	132	8L-X-200000	10.98	PR: 1LQ,1LR,1LS										
	1.9 TDI	66	8L-X-200000	09.96	PR: 1LQ,1LR,1LS										
	1.9 TDI	81	8L-X-200000	03.97	PR: 1LQ,1LR,1LS										
	1.6	75	8L-Y-000001		06.03 PR: 1LQ,1LS						13.0470-7117.2	LD7117		23131 19,6 +/WK	VW
	1.8	92	8L-Y-000001		06.03 PR: 1LQ,1LS										
1.8 T	110	8L-Y-000001		06.03 PR: 1LQ,1LS											
1.8 T	132	8L-Y-000001		06.03 PR: 1LQ,1LS											
1.8 T quattro	110	8L-Y-000001		06.03 PR: 1LQ,1LS											
1.8 T quattro	132	8L-Y-000001		06.03 PR: 1LQ,1LS											
1.9 TDI	66	8L-Y-000001		06.01 PR: 1LQ,1LS											
1.9 TDI	74		09.00	06.03 PR: 1LQ,1LS											
1.9 TDI	81	8L-Y-000001		06.01 PR: 1LQ,1LS											
1.9 TDI	96		09.00	06.03 PR: 1LQ,1LS											
1.9 TDI quattro	96		09.00	06.03 PR: 1LQ,1LS											
	1.6	75		09.96	06.03 PR: 12P	13.0470-7117.2	LD7117		23131 19,6 +/WK	VW					
	1.8	92		09.96	06.03 PR: 12P										
	1.8 T	110		12.96	06.03 PR: 12P										
	1.8 T	132		12.98	06.03 PR: 12P										
	1.8 T quattro	110		08.98	06.03 PR: 12P										
	1.8 T quattro	132		10.98	06.03 PR: 12P										
	1.9 TDI	66		09.96	06.01 PR: 12P										
	1.9 TDI	74		09.00	06.03 PR: 12P										
	1.9 TDI	81		03.97	06.01 PR: 12P										
	1.9 TDI	96		09.00	06.03 PR: 12P										
1.9 TDI quattro	96		09.00	06.03 PR: 12P											
	1.6	75	8L-X-150000	09.96	PR: 1LE,1LN,1ZD	13.0470-7081.2	LD7081		21911 20,3 +	ATE					
	1.8	92	8L-X-150000	09.96	PR: 1LE,1LN,1ZD										
	1.8 T	110	8L-X-150000	12.96	PR: 1LE,1LN,1ZD										
	1.8 T	132	8L-X-150000	12.98	PR: 1LE,1LN,1ZD										
	1.8 T quattro	110	8L-X-150000	08.98	PR: 1LE,1LN,1ZD										
	1.8 T quattro	132	8L-X-150000	10.98	PR: 1LE,1LN,1ZD										
	1.9 TDI	66	8L-X-150000	09.96	PR: 1LE,1LN,1ZD										
	1.9 TDI	81	8L-X-150000	03.97	PR: 1LE,1LN,1ZD										
	S3		8L-X-200000	08.98	PR: 1LT										
	1.6	75	8L-Y-000001		06.03 PR: 1LE,1LN,1ZD						13.0470-7122.2	LD7122		23392 20,3 +/WK	ATE
1.8	92	8L-Y-000001		06.03 PR: 1LE,1LN,1ZD											
1.8 T	110	8L-Y-000001		06.03 PR: 1LE,1LN,1ZD											
1.8 T	132	8L-Y-000001		06.03 PR: 1LE,1LN,1ZD											
1.8 T quattro	110	8L-Y-000001		06.03 PR: 1LE,1LN,1ZD											
1.8 T quattro	132	8L-Y-000001		06.03 PR: 1LE,1LN,1ZD											
1.9 TDI	66	8L-Y-000001		06.01 PR: 1LE,1LN,1ZD											
1.9 TDI	74		09.00	06.03 PR: 1LE,1LN,1ZD											
1.9 TDI	81	8L-Y-000001		06.01 PR: 1LE,1LN,1ZD											
1.9 TDI	96		09.00	06.03 PR: 1LE,1LN,1ZD											
1.9 TDI quattro	96		09.00	06.03 PR: 1LE,1LN,1ZD											
S3		8L-Y-000001		06.03 PR: 1LT											
	1.6	75		09.96	06.03 PR: 1KK,1KV,1KE	13.0470-2894.2	LD2894		20961 17,4 /Zub/S	LUC					
	1.8	92		09.96	06.03 PR: 1KK,1KV,1KE										
	1.8 T	110		12.96	06.03 PR: 1KK,1KV,1KE										
	1.8 T	132		12.98	06.03 PR: 1KK,1KV,1KE										
	1.8 T quattro	110		08.98	06.03 PR: 1KK,1KV,1KE										
	1.8 T quattro	132		10.98	06.03 PR: 1KK,1KV,1KE										
	1.9 TDI	66		09.96	06.01 PR: 1KK,1KV,1KE										
	1.9 TDI	74		09.00	06.03 PR: 1KK,1KV,1KE										
	1.9 TDI	81		03.97	06.01 PR: 1KK,1KV,1KE										
	1.9 TDI	96		09.00	06.03 PR: 1KK,1KV,1KE										
1.9 TDI quattro	96		09.00	06.03 PR: 1KK,1KV,1KE											
S3			08.98	06.03 PR: 1KF	13.0470-2820.2	LD2820		20961 17,6 /S	LUC						





AUDI A3 / A3 Sportback (03-13)

	1.2 TSI	77	04.10	08.13	PR: 1ZF,1ZM	13.0470-7117.2	LD7117		23131 19,6 +/WK	VW
	1.4 TFSI	92	07.07	08.13	PR: 1ZF,1ZM					
	1.6	75	05.03	08.13	PR: 1ZF,1ZM					
	1.6 FSI	85	08.03	08.13	PR: 1ZF,1ZM					
	1.6 TDI	66	05.09	08.13	PR: 1ZF,1ZM					
	1.6 TDI	77	05.09	08.13	PR: 1ZF,1ZM					
	1.8 TFSI	118	01.07	08.13	PR: 1ZF,1ZM					
	1.8 TFSI quattro	118	05.08	08.13	PR: 1ZF,1ZM					
	1.9 TDI	77	06.03	08.13	PR: 1ZF,1ZM					
	2.0 FSI	110	05.03	08.13	PR: 1ZF,1ZM					
	2.0 TDI	100	05.03	08.13	PR: 1ZF,1ZM					
	2.0 TDI	103	05.03	08.13	PR: 1ZF,1ZM					
	2.0 TDI	120	06.06	06.08	PR: 1ZF,1ZM					
	2.0 TDI	125	03.06	08.13	PR: 1ZF,1ZM					
	2.0 TDI quattro	100	05.03	08.13	PR: 1ZF,1ZM					
	2.0 TDI quattro	103	08.04	08.13	PR: 1ZF,1ZM					
	2.0 TDI quattro	125	03.06	08.13	PR: 1ZF,1ZM					
	2.0 TFSI	147	06.04	08.13	PR: 1ZF,1ZM					
	2.0 TFSI quattro	147	06.04	08.13	PR: 1ZF,1ZM					
	3.2 quattro	184	03.06	08.13	PR: 1ZF,1ZM					
	1.2 TSI	77	04.10	08.13	PR: 1ZE,1ZP,1ZD,1LJ,1ZA	13.0470-7184.2	LD7184		23587 20,6 +/WK	ATE
	1.4 TFSI	92	07.07	08.13	PR: 1ZE,1ZP,1ZD,1LJ,1ZA					
	1.6	75	05.03	08.13	PR: 1ZE,1ZP,1ZD,1LJ,1ZA					
	1.6 FSI	85	08.03	08.13	PR: 1ZE,1ZP,1ZD,1LJ,1ZA					
	1.6 TDI	66	05.09	08.13	PR: 1ZE,1ZP,1ZD,1LJ,1ZA					
	1.6 TDI	77	05.09	08.13	PR: 1ZE,1ZP,1ZD,1LJ,1ZA					
	1.8 TFSI	118	01.07	08.13	PR: 1ZE,1ZP,1ZD,1LJ,1ZA					
	1.8 TFSI quattro	118	05.08	08.13	PR: 1ZE,1ZP,1ZD,1LJ,1ZA					
	1.9 TDI	77	06.03	08.13	PR: 1ZE,1ZP,1ZD,1LJ,1ZA					
	2.0 FSI	110	05.03	08.13	PR: 1ZE,1ZP,1ZD,1LJ,1ZA					
	2.0 TDI	100	05.03	08.13	PR: 1ZE,1ZP,1ZD,1LJ,1ZA					
	2.0 TDI	103	05.03	08.13	PR: 1ZE,1ZP,1ZD,1LJ,1ZA					
	2.0 TDI	120	06.06	06.08	PR: 1ZE,1ZP,1ZD,1LJ,1ZA					
	2.0 TDI	125	03.06	08.13	PR: 1ZE,1ZP,1ZD,1LJ,1ZA					
	2.0 TDI quattro	100	05.03	08.13	PR: 1ZE,1ZP,1ZD,1LJ,1ZA					
	2.0 TDI quattro	103	08.04	08.13	PR: 1ZE,1ZP,1ZD,1LJ,1ZA					
	2.0 TDI quattro	125	03.06	08.13	PR: 1ZE,1ZP,1ZD,1LJ,1ZA					
	2.0 TFSI	147	06.04	08.13	PR: 1ZE,1ZP,1ZD,1LJ,1ZA					
	2.0 TFSI quattro	147	06.04	08.13	PR: 1ZE,1ZP,1ZD,1LJ,1ZA					
	3.2 quattro	184	03.06	08.13	PR: 1ZE,1ZP,1ZD,1LJ,1ZA					
	1.2 TSI	77	04.10	08.13	PR: 1LK	13.0470-7200.2	LD7200		23801 20,3 +/WK	ATE
	1.4 TFSI	92	07.07	08.13	PR: 1LK					
	1.6	75	05.03	08.13	PR: 1LK					
	1.6 FSI	85	08.03	08.13	PR: 1LK					
	1.6 TDI	66	05.09	08.13	PR: 1LK					
	1.6 TDI	77	05.09	08.13	PR: 1LK					
	1.8 TFSI	118	01.07	08.13	PR: 1LK					
	1.8 TFSI quattro	118	05.08	08.13	PR: 1LK					
	1.9 TDI	77	06.03	08.13	PR: 1LK					
	2.0 FSI	110	05.03	08.13	PR: 1LK					
	2.0 TDI	100	05.03	08.13	PR: 1LK					
	2.0 TDI	103	05.03	08.13	PR: 1LK					
	2.0 TDI	120	06.06	06.08	PR: 1LK					
	2.0 TDI	125	03.06	08.13	PR: 1LK					
	2.0 TDI quattro	100	05.03	08.13	PR: 1LK					
	2.0 TDI quattro	103	08.04	08.13	PR: 1LK					
	2.0 TDI quattro	125	03.06	08.13	PR: 1LK					
	2.0 TFSI	147	06.04	08.13	PR: 1LK					
	2.0 TFSI quattro	147	06.04	08.13	PR: 1LK					
	3.2 quattro	184	03.06	08.13	PR: 1LK					
	S3	188	07.08	08.13	PR: 1ZK	13.0470-7227.2	LD7227		23801 20,4 +/WK	ATE
	S3	195	11.06	08.13	PR: 1ZK					
	1.2 TSI	77	04.10	08.13	PR: 1KQ,1KD	13.0470-2820.2	LD2820		20961 17,6 /S	LUC
	1.4 TFSI	92	07.07	08.13	PR: 1KQ,1KD					
	1.6	75	05.03	08.13	PR: 1KQ,1KD					
	1.6 FSI	85	08.03	08.13	PR: 1KQ,1KD					
	1.6 TDI	66	05.09	08.13	PR: 1KQ,1KD					
	1.6 TDI	77	05.09	08.13	PR: 1KQ,1KD					
	1.8 TFSI	118	01.07	08.13	PR: 1KQ,1KD					
	1.9 TDI	77	06.03	08.13	PR: 1KQ,1KD					
	2.0 FSI	110	05.03	08.13	PR: 1KQ,1KD					
	2.0 TDI	100	05.03	08.13	PR: 1KQ,1KD					
	2.0 TDI	103	05.03	08.13	PR: 1KQ,1KD					
	2.0 TDI	120	06.06	06.08	PR: 1KQ,1KD					
	2.0 TDI	125	03.06	08.13	PR: 1KQ,1KD					
	2.0 TFSI	147	06.04	08.13	PR: 1KQ,1KD					
	1.2 TSI	77	04.10	08.13	PR: 1KE,1KZ	13.0470-2880.2	LD2880		23914 17,1 /WE/Zub/S	LUC
	1.4 TFSI	92	07.07	08.13	PR: 1KE,1KZ					
	1.6	75	05.03	08.13	PR: 1KE,1KZ					
	1.6 FSI	85	08.03	08.13	PR: 1KE,1KZ					
	1.6 TDI	66	05.09	08.13	PR: 1KE,1KZ					
	1.6 TDI	77	05.09	08.13	PR: 1KE,1KZ					
	1.8 TFSI	118	01.07	08.13	PR: 1KE,1KZ					
	1.8 TFSI quattro	118	05.08	08.13	PR: 1KF,1KJ,1KU					
	1.9 TDI	77	06.03	08.13	PR: 1KE,1KZ					
	2.0 FSI	110	05.03	08.13	PR: 1KE,1KZ					
2.0 TDI	100	05.03	08.13	PR: 1KE,1KZ						



AUDI A3 / A3 Sportback (03-13)

	2.0 TDI	103		05.03	08.13	PR: 1KE,1KZ	13.0470-2880.2	LD2880		23914 17,1 /WE/Zub/S	LUC
	2.0 TDI	120		06.06	06.08	PR: 1KE,1KZ					
	2.0 TDI	125		03.06	08.13	PR: 1KE,1KZ					
	2.0 TDI quattro	100		05.03	08.13	PR: 1KF,1KJ,1KU					
	2.0 TDI quattro	103		08.04	08.13	PR: 1KF,1KJ,1KU					
	2.0 TDI quattro	125		03.06	08.13	PR: 1KF,1KJ,1KU					
	2.0 TFSI	147		06.04	08.13	PR: 1KE,1KZ					
	2.0 TFSI quattro	147		06.04	08.13	PR: 1KF,1KJ,1KU					
	3.2 quattro	184		07.03	08.13	PR: 1KF,1KJ,1KU					
	3.2 quattro	184		07.03	08.13	PR: 2EA					
RS 3	250		04.11	08.13							
S3	188		07.08	08.13	PR: 1KW						
S3	195		11.06	08.13	PR: 1KW						
1.2 TSI	77		04.10	08.13	PR: 1KS	13.0470-3858.2	LD3858		24563 17,7 /Zub/S	BOS	
1.4 TFSI	92		07.07	08.13	PR: 1KS						
1.6	75		05.03	08.13	PR: 1KS						
1.6 FSI	85		08.03	08.13	PR: 1KS						
1.6 TDI	66		05.09	08.13	PR: 1KS						
1.6 TDI	77		05.09	08.13	PR: 1KS						
1.8 TFSI	118		01.07	08.13	PR: 1KS						
1.8 TFSI quattro	118		05.08	08.13	PR: 1KS						
1.9 TDI	77		06.03	08.13	PR: 1KS						
2.0 FSI	110		05.03	08.13	PR: 1KS						
2.0 TDI	100		05.03	08.13	PR: 1KS						
2.0 TDI	103		05.03	08.13	PR: 1KS						
2.0 TDI	120		06.06	06.08	PR: 1KS						
2.0 TDI	125		03.06	08.13	PR: 1KS						
2.0 TDI quattro	100		05.03	08.13	PR: 1KS						
2.0 TDI quattro	103		08.04	08.13	PR: 1KS						
2.0 TDI quattro	125		03.06	08.13	PR: 1KS						
2.0 TFSI	147		06.04	08.13	PR: 1KS						
2.0 TFSI quattro	147		06.04	08.13	PR: 1KS						
3.2 quattro	184		07.03	08.13	PR: 1KS						

AUDI A3 Cabrio (08-13)

	1.2 TSI	77		03.10	08.13	PR: 1ZF	13.0470-7117.2	LD7117		23131 19,6 +/WK	VW
	1.4 TFSI	92		01.11	08.13	PR: 1ZF					
	1.6	75		09.08	08.13	PR: 1ZF					
	1.6 TDI	77		05.09	08.13	PR: 1ZF					
	1.8 TFSI	118		04.08	08.13	PR: 1ZF					
	1.9 TDI	77		04.08	08.13	PR: 1ZF					
	2.0 TDI	100		04.08	08.13	PR: 1ZF					
	2.0 TDI	103		04.08	08.13	PR: 1ZF					
	2.0 TFSI	147		04.08	08.13	PR: 1ZF					
	1.2 TSI	77		03.10	08.13	PR: 1LJ,1ZE					
1.4 TFSI	92		01.11	08.13	PR: 1LJ,1ZE						
1.6	75		09.08	08.13	PR: 1LJ,1ZE						
1.6 TDI	77		05.09	08.13	PR: 1LJ,1ZE						
1.8 TFSI	118		04.08	08.13	PR: 1LJ,1ZE						
1.9 TDI	77		04.08	08.13	PR: 1LJ,1ZE						
2.0 TDI	100		04.08	08.13	PR: 1LJ,1ZE						
2.0 TDI	103		04.08	08.13	PR: 1LJ,1ZE						
2.0 TFSI	147		04.08	08.13	PR: 1LJ,1ZE						
1.2 TSI	77		03.10	08.13	PR: 1KD	13.0470-2820.2	LD2820		20961 17,6 /S	LUC	
1.4 TFSI	92		01.11	08.13	PR: 1KD						
1.6	75		09.08	08.13	PR: 1KD						
1.6 TDI	77		05.09	08.13	PR: 1KD						
1.8 TFSI	118		04.08	08.13	PR: 1KD						
1.9 TDI	77		04.08	08.13	PR: 1KD						
2.0 TDI	100		04.08	08.13	PR: 1KD						
2.0 TDI	103		04.08	08.13	PR: 1KD						
2.0 TFSI	147		04.08	08.13	PR: 1KD						
1.2 TSI	77		03.10	08.13	PR: 1KZ						13.0470-2880.2
1.4 TFSI	92		01.11	08.13	PR: 1KZ						
1.6	75		09.08	08.13	PR: 1KZ						
1.6 TDI	77		05.09	08.13	PR: 1KZ						
1.8 TFSI	118		04.08	08.13	PR: 1KZ						
1.9 TDI	77		04.08	08.13	PR: 1KZ						
2.0 TDI	100		04.08	08.13	PR: 1KZ						
2.0 TDI	103		04.08	08.13	PR: 1KZ						
2.0 TFSI	147		04.08	08.13	PR: 1KZ						
1.2 TSI	77		03.10	08.13	PR: 1KS	13.0470-3858.2	LD3858		24563 17,7 /Zub/S	BOS	
1.4 TFSI	92		01.11	08.13	PR: 1KS						
1.6	75		09.08	08.13	PR: 1KS						
1.6 TDI	77		05.09	08.13	PR: 1KS						
1.8 TFSI	118		04.08	08.13	PR: 1KS						
1.9 TDI	77		04.08	08.13	PR: 1KS						
2.0 TDI	100		04.08	08.13	PR: 1KS						
2.0 TDI	103		04.08	08.13	PR: 1KS						
2.0 TFSI	147		04.08	08.13	PR: 1KS						

AUDI A4 (B5) (95-01)

	1.8	85	8D-V-054061	07.95		+ (V) /+ GUS-Staaten ¹⁾	13.0470-7110.2	LD7110		23018 20,3 +/WK	ATE
	1.8	92	8D-V-054061	11.94							
	1.8	95	8D-V-054061	01.95							
	1.8 T			05.95	04.01						
	1.9 TDI	81		02.96	04.01						

¹⁾ + (V) /+ GUS States /+ (V) /+ Stati del GUS /+ (V) /+ Etats de la CEI /+ (V) /+ estados del GUS





AUDI A4 (B5) (95-01)										
	1.9 TDI	85		03.00	04.01	13.0470-7110.2	LD7110		23018 20,3 +/WK	ATE
	2.4			07.95	07.97 + (T)					
	2.4	121		08.97	04.01					
	2.5 TDI			08.97	04.01					
	2.6			11.94	04.01					
	2.8	128		11.94	07.97					
	2.8	142		03.96	04.01					
	1.8 T quattro	110		02.99	04.01					
	1.8 T quattro	132		02.99	04.01					
	1.9 TDI quattro	81		02.99	04.01					
1.9 TDI quattro	85		03.00	04.01						
2.4 quattro			02.99	04.01						
2.5 TDI quattro			02.99	04.01						
2.6 quattro			02.99	04.01						
2.8 quattro	142		02.99	04.01						
1.6		8D-V-169696		04.01	13.0470-2837.2	LD2837		21945 19,6 +/WK/S	LUC	
1.6		8D-V-054062		04.01						
1.8	85	8D-V-054062		04.01 + (M) / + GUS-Staaten 1)						
1.8	92	8D-V-054062		04.01						
1.8	95	8D-V-054062		04.01						
1.8 quattro	85	8D-V-054062		04.01 + GUS-Staaten 2)						
1.8 quattro	92	8D-V-054062		04.01						
1.9 TDI	55	8D-V-054062		04.01						
1.9 TDI	55	8D-V-169696		04.01						
1.9 TDI	66	8D-V-169696		04.01						
1.9 TDI	66	8D-V-054062		04.01						
	1.6		8D-V-160001		04.01	13.0470-2820.2	LD2820		20961 17,6 /S	LUC
	1.8		8D-V-160001		04.01					
	1.8 T		8D-V-160001		04.01					
	1.9 TDI	55	8D-V-160001		04.01					
	1.9 TDI	66	8D-V-160001		04.01					
	1.9 TDI	81	8D-V-160001		04.01					
	1.9 TDI	85		03.00	04.01					
	2.4		8D-V-160001		07.97 + (T)					
	2.4	121		08.97	04.01					
	2.5 TDI			08.97	04.01					
	2.6		8D-V-160001		04.01					
	2.8	128	8D-V-160001		07.97					
	2.8	142	8D-V-160001		04.01					
	S4			10.97	04.01					

AUDI A4 (B6/B7) (01-08)											
	1.6	75		12.00	11.08	13.0470-2837.2	LD2837		21945 19,6 +/WK/S	LUC	
	1.8 T	110		12.00	11.08						PR: 1LZ
	1.8 T	120		07.02	11.08						PR: 1LZ
	1.8 T	125		07.01	11.08						PR: 1LZ
	1.8 T	140		11.02	11.08						PR: 1LZ
	1.8 T quattro	110		12.00	11.08						PR: 1LZ
	1.8 T quattro	120		07.02	11.08						PR: 1LZ
	1.8 T quattro	125		07.01	11.08						PR: 1LZ
	1.8 T quattro	140		11.02	11.08						PR: 1LZ
	1.9 TDI	74		04.01	11.08						PR: 1LZ
	1.9 TDI	85		06.04	11.08						PR: 1LZ
	1.9 TDI	96		12.00	11.08						PR: 1LZ
	1.9 TDI quattro			12.00	11.08						PR: 1LZ
	2.0	96		12.00	11.08						PR: 1LZ
	2.0 FSI	110		07.02	11.08						PR: 1LZ
	2.0 TDI	100		11.04	11.08						PR: 1LZ
	2.0 TDI	103		11.04	11.08						PR: 1LZ
	2.0 TDI	125		06.06	11.08						PR: 1LZ
	2.0 TDI quattro	103		01.06	11.08						PR: 1LZ
	2.0 TDI quattro	125		06.06	11.08						PR: 1LZ
	2.0 TFSI	147		11.04	11.08						PR: 1LZ
	2.0 TFSI	162		06.05	11.08						PR: 1LZ
	2.0 TFSI quattro	147		11.04	11.08						PR: 1LZ
	2.0 TFSI quattro	162		06.05	11.08						PR: 1LZ
	2.4			09.01	11.08						PR: 1LZ
	2.5 TDI			12.00	11.08						PR: 1LZ
	2.5 TDI quattro			12.00	11.08						PR: 1LZ
	2.7 TDI	120		11.05	11.08						PR: 1LZ
	2.7 TDI	132		01.06	11.08						PR: 1LZ
	3.0			12.00	11.08						PR: 1LZ
	3.0 quattro			12.00	11.08						PR: 1LZ
	3.0 TDI quattro	150		11.04	11.08						PR: 1LZ
	3.0 TDI quattro	171		01.06	11.08						PR: 1LZ
	3.2 FSI	188		01.05	11.08						PR: 1LZ
3.2 FSI quattro	188		01.05	11.08	PR: 1LZ						
1.6	75		12.00	11.08	PR: 1LB,1LE,1LF,1LT	13.0470-7110.2	LD7110		23018 20,3 +/WK	ATE	
1.8 T	110		12.00	11.08	PR: 1LB,1LE,1LF,1LT						
1.8 T	120		07.02	11.08	PR: 1LB,1LE,1LF,1LT						
1.8 T	125		07.01	11.08	PR: 1LB,1LE,1LF,1LT						
1.8 T	140		11.02	11.08	PR: 1LB,1LE,1LF,1LT						
1.8 T quattro	110		12.00	11.08	PR: 1LB,1LE,1LF,1LT						
1.8 T quattro	120		07.02	11.08	PR: 1LB,1LE,1LF,1LT						
1.8 T quattro	125		07.01	11.08	PR: 1LB,1LE,1LF,1LT						
1.8 T quattro	140		11.02	11.08	PR: 1LB,1LE,1LF,1LT						
1.9 TDI	74		04.01	11.08	PR: 1LB,1LE,1LF,1LT						

1) + (M) / + GUS States / + (M) / + Stati del GUS / + (M) / + Etats de la CEI / + (M) / + estados del GUS

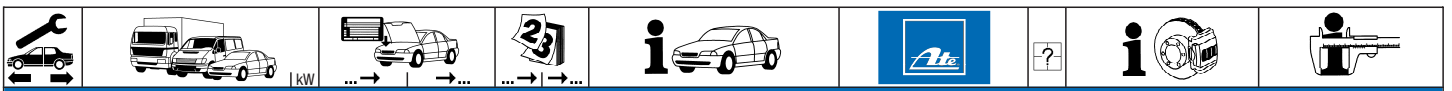
2) + GUS States / + Stati del GUS / + Etats de la CEI / + estados del GUS



AUDI A4 (B6/B7) (01-08)

	1.9 TDI	85		06.04	11.08	PR: 1LB,1LE,1LF,1LT	13.0470-7110.2	LD7110		23018 20,3 +WK	ATE					
	1.9 TDI	96		12.00	11.08	PR: 1LB,1LE,1LF,1LT										
	1.9 TDI quattro			12.00	11.08	PR: 1LB,1LE,1LF,1LT										
	2.0	96		12.00	11.08	PR: 1LB,1LE,1LF,1LT										
	2.0 FSI	110		07.02	11.08	PR: 1LB,1LE,1LF,1LT										
	2.0 TDI	100		11.04	11.08	PR: 1LB,1LE,1LF,1LT										
	2.0 TDI	103		11.04	11.08	PR: 1LB,1LE,1LF,1LT										
	2.0 TDI	125		06.06	11.08	PR: 1LB,1LE,1LF,1LT										
	2.0 TDI quattro	103		01.06	11.08	PR: 1LB,1LE,1LF,1LT										
	2.0 TDI quattro	125		06.06	11.08	PR: 1LB,1LE,1LF,1LT										
	2.0 TFSI	147		11.04	11.08	PR: 1LB,1LE,1LF,1LT										
	2.0 TFSI	162		06.05	11.08	PR: 1LB,1LE,1LF,1LT										
	2.0 TFSI quattro	147		11.04	11.08	PR: 1LB,1LE,1LF,1LT										
	2.0 TFSI quattro	162		06.05	11.08	PR: 1LB,1LE,1LF,1LT										
	2.4			09.01	11.08	PR: 1LB,1LE,1LF,1LT										
	2.5 TDI			12.00	11.08	PR: 1LB,1LE,1LF,1LT										
	2.5 TDI quattro			12.00	11.08	PR: 1LB,1LE,1LF,1LT										
	2.7 TDI	120		11.05	11.08	PR: 1LB,1LE,1LF,1LT										
	2.7 TDI	132		01.06	11.08	PR: 1LB,1LE,1LF,1LT										
	3.0			12.00	11.08	PR: 1LB,1LE,1LF,1LT										
	3.0 quattro			12.00	11.08	PR: 1LB,1LE,1LF,1LT										
	3.0 TDI quattro	150		11.04	11.08	PR: 1LB,1LE,1LF,1LT										
	3.0 TDI quattro	171		01.06	11.08	PR: 1LB,1LE,1LF,1LT										
	3.2 FSI	188		01.05	11.08	PR: 1LB,1LE,1LF,1LT										
	3.2 FSI quattro	188		01.05	11.08	PR: 1LB,1LE,1LF,1LT										
	1.6	75		12.00	11.08	PR: 1LA,1LC						13.0470-7201.2	LD7201		23763 20,3 +WK	ATE
	1.8 T	110		12.00	11.08	PR: 1LA,1LC										
	1.8 T	120		07.02	11.08	PR: 1LA,1LC										
	1.8 T	125		07.01	11.08	PR: 1LA,1LC										
	1.8 T	140		11.02	11.08	PR: 1LA,1LC										
1.8 T quattro	110		12.00	11.08	PR: 1LA,1LC											
1.8 T quattro	120		07.02	11.08	PR: 1LA,1LC											
1.8 T quattro	125		07.01	11.08	PR: 1LA,1LC											
1.8 T quattro	140		11.02	11.08	PR: 1LA,1LC											
1.9 TDI	74		04.01	11.08	PR: 1LA,1LC											
1.9 TDI	85		06.04	11.08	PR: 1LA,1LC											
1.9 TDI	96		12.00	11.08	PR: 1LA,1LC											
1.9 TDI quattro			12.00	11.08	PR: 1LA,1LC											
2.0	96		12.00	11.08	PR: 1LA,1LC											
2.0 FSI	110		07.02	11.08	PR: 1LA,1LC											
2.0 TDI	100		11.04	11.08	PR: 1LA,1LC											
2.0 TDI	103		11.04	11.08	PR: 1LA,1LC											
2.0 TDI	125		06.06	11.08	PR: 1LA,1LC											
2.0 TDI quattro	103		01.06	11.08	PR: 1LA,1LC											
2.0 TDI quattro	125		06.06	11.08	PR: 1LA,1LC											
2.0 TFSI	147		11.04	11.08	PR: 1LA,1LC											
2.0 TFSI	162		06.05	11.08	PR: 1LA,1LC											
2.0 TFSI quattro	147		11.04	11.08	PR: 1LA,1LC											
2.0 TFSI quattro	162		06.05	11.08	PR: 1LA,1LC											
2.4			09.01	11.08	PR: 1LA,1LC											
2.5 TDI			12.00	11.08	PR: 1LA,1LC											
2.5 TDI quattro			12.00	11.08	PR: 1LA,1LC											
2.7 TDI	120		11.05	11.08	PR: 1LA,1LC											
2.7 TDI	132		01.06	11.08	PR: 1LA,1LC											
3.0			12.00	11.08	PR: 1LA,1LC											
3.0 quattro			12.00	11.08	PR: 1LA,1LC											
3.0 TDI quattro	150		11.04	11.08	PR: 1LA,1LC											
3.0 TDI quattro	171		01.06	11.08	PR: 1LA,1LC											
3.2 FSI	188		01.05	11.08	PR: 1LA,1LC											
3.2 FSI quattro	188		01.05	11.08	PR: 1LA,1LC											
	1.6	75	8E-4-180000	12.00		PR: 1KD	13.0470-2820.2	LD2820		20961 17,6 /S	LUC					
	1.8 T	110	8E-4-180000	12.00		PR: 1KD										
	1.8 T	120	8E-4-180000	07.02		PR: 1KD										
	1.8 T	125	8E-4-180000	07.01		PR: 1KD										
	1.8 T	140	8E-4-180000	11.02		PR: 1KD										
	1.8 T quattro	110	8E-4-180000	12.00		PR: 1KD										
	1.8 T quattro	120	8E-4-180000	07.02		PR: 1KD										
	1.8 T quattro	125	8E-4-180000	07.01		PR: 1KD										
	1.8 T quattro	140	8E-4-180000	11.02		PR: 1KD										
	1.9 TDI	74	8E-4-180000	04.01		PR: 1KD										
	1.9 TDI	96	8E-4-180000	12.00		PR: 1KD										
	1.9 TDI quattro		8E-4-180000	12.00		PR: 1KD										
	2.0	96	8E-4-180000	12.00		PR: 1KD										
	2.0 FSI	110	8E-4-180000	07.02		PR: 1KD										
	2.4		8E-4-180000	09.01		PR: 1KD										
2.5 TDI		8E-4-180000	12.00		PR: 1KD											
2.5 TDI quattro		8E-4-180000	12.00		PR: 1KD											
1.6	75	8E-4-180000	12.00		PR: 1KP	13.0470-2860.2	LD2860		23554 16,3 /WE/S	LUC						
1.8 T	110	8E-4-180000	12.00		PR: 1KP											
1.8 T	120	8E-4-180000	07.02		PR: 1KP											
1.8 T	125	8E-4-180000	07.01		PR: 1KP											
1.8 T	140	8E-4-180000	11.02		PR: 1KP											
1.8 T quattro	110	8E-4-180000	12.00		PR: 1KP											
1.8 T quattro	120	8E-4-180000	07.02		PR: 1KP											
1.8 T quattro	125	8E-4-180000	07.01		PR: 1KP											
1.8 T quattro	140	8E-4-180000	11.02		PR: 1KP											
1.9 TDI	74	8E-4-180000	04.01		PR: 1KP											







AUDI A4 (B6/B7) (01-08)

	1.9 TDI	96	8E-4-180000	12.00	PR: 1KP	13.0470-2860.2	LD2860		23554 16,3 /WE/S	LUC
	1.9 TDI quattro		8E-4-180000	12.00	PR: 1KP					
	2.0	96	8E-4-180000	12.00	PR: 1KP					
	2.0 FSI	110	8E-4-180000	07.02	PR: 1KP					
	2.4		8E-4-180000	09.01	PR: 1KP					
	2.5 TDI		8E-4-180000	12.00	PR: 1KP					
	2.5 TDI quattro		8E-4-180000	12.00	PR: 1KP					
	1.6	75	8E-4-180001		11.08 PR: 1KD,1KP	13.0470-2886.2	LD2886		20961 16,2 /S	LUC
	1.8 T	110	8E-4-180001		11.08 PR: 1KD,1KP					
	1.8 T	120	8E-4-180001		11.08 PR: 1KD,1KP					
	1.8 T	125	8E-4-180001		11.08 PR: 1KD,1KP					
	1.8 T	140	8E-4-180001		11.08 PR: 1KD,1KP					
	1.8 T quattro	110	8E-4-180001		11.08 PR: 1KD,1KP					
	1.8 T quattro	120	8E-4-180001		11.08 PR: 1KD,1KP					
	1.8 T quattro	125	8E-4-180001		11.08 PR: 1KD,1KP					
	1.8 T quattro	140	8E-4-180001		11.08 PR: 1KD,1KP					
	1.9 TDI	74	8E-4-180001		11.08 PR: 1KD,1KP					
	1.9 TDI	85		06.04	11.08 PR: 1KD,1KP					
	1.9 TDI	96	8E-4-180001		11.08 PR: 1KD,1KP					
	1.9 TDI quattro		8E-4-180001		11.08 PR: 1KD,1KP					
	2.0	96	8E-4-180001		11.08 PR: 1KD,1KP					
	2.0 FSI	110	8E-4-180001		11.08 PR: 1KD,1KP					
	2.0 TDI	103		11.04	11.08 PR: 1KD,1KP					
	2.0 TDI	125		06.06	11.08 PR: 1KD,1KP					
	2.0 TDI quattro	103		01.06	11.08 PR: 1KD,1KP					
	2.0 TDI quattro	125		06.06	11.08 PR: 1KD,1KP					
	2.0 TFSI	147		11.04	11.08 PR: 1KD,1KP					
	2.0 TFSI	162		06.05	11.08 PR: 1KD,1KP					
	2.0 TFSI quattro	147		11.04	11.08 PR: 1KD,1KP					
	2.0 TFSI quattro	162		06.05	11.08 PR: 1KD,1KP					
	2.4		8E-4-180001		11.08 PR: 1KD,1KP					
	2.5 TDI		8E-4-180001		11.08 PR: 1KD,1KP					
	2.5 TDI quattro		8E-4-180001		11.08 PR: 1KD,1KP					
	3.0			12.00	PR: 1KD,1KP					
	3.0 quattro		8E-7-300000	12.00	PR: 1KD,1KP					
	1.6	75	8E-5-400001		11.08 PR: 1KW	13.0470-2880.2	LD2880		23914 17,1 /WE/Zub/S	LUC
	1.8 T	110	8E-5-400001		11.08 PR: 1KW					
	1.8 T	120	8E-5-400001		11.08 PR: 1KW					
	1.8 T	125	8E-5-400001		11.08 PR: 1KW					
	1.8 T	140	8E-5-400001		11.08 PR: 1KW					
	1.8 T quattro	110	8E-5-400001		11.08 PR: 1KW					
	1.8 T quattro	120	8E-5-400001		11.08 PR: 1KW					
	1.8 T quattro	125	8E-5-400001		11.08 PR: 1KW					
	1.8 T quattro	140	8E-5-400001		11.08 PR: 1KW					
	1.9 TDI	74	8E-5-400001		11.08 PR: 1KW					
	1.9 TDI	85	8E-5-400001		11.08 PR: 1KW					
	1.9 TDI	96	8E-5-400001		11.08 PR: 1KW					
	1.9 TDI quattro		8E-5-400001		11.08 PR: 1KW					
	2.0	96	8E-5-400001		11.08 PR: 1KW					
	2.0 FSI	110	8E-5-400001		11.08 PR: 1KW					
	2.0 TDI	100	8E-5-400001		11.08 PR: 1KW					
	2.0 TDI	103	8E-5-400001		11.08 PR: 1KW					
	2.0 TDI	125		06.06	11.08 PR: 1KW					
	2.0 TDI quattro	103		01.06	11.08 PR: 1KW					
	2.0 TDI quattro	125		06.06	11.08 PR: 1KW					
	2.0 TFSI	147	8E-5-400001		11.08 PR: 1KW					
	2.0 TFSI	162	8E-5-400001		11.08 PR: 1KW					
	2.0 TFSI quattro	147	8E-5-400001		11.08 PR: 1KW					
	2.0 TFSI quattro	162	8E-5-400001		11.08 PR: 1KW					
	2.4		8E-5-400001		11.08 PR: 1KW					
	2.5 TDI		8E-5-400001		11.08 PR: 1KW					
	2.5 TDI quattro		8E-5-400001		11.08 PR: 1KW					
	2.7 TDI	120		11.05	11.08 PR: 1KW					
	2.7 TDI	132		01.06	11.08 PR: 1KW					
	3.0		8E-5-400001		11.08 PR: 1KW					
	3.0 quattro		8E-5-400001		11.08 PR: 1KW					
	3.0 TDI quattro	150	8E-5-400001		11.08 PR: 1KW					
	3.0 TDI quattro	171		01.06	11.08 PR: 1KW					
	3.2 FSI	188	8E-5-400001		11.08 PR: 1KW					
	3.2 FSI quattro	188	8E-5-400001		11.08 PR: 1KW					
	S4	253		03.03	11.08	13.0470-2888.2	LD2888		23326 17,4 /WE/S	LUC

AUDI A4 (B8) Limousine (07-)

	1.8 TFSI	88		01.08	PR: 1LT,1LY	13.0470-7256.2	LD7256		24705 19,8 +WK	ATE
	1.8 TFSI	118		11.07	PR: 1LT,1LY					
	1.8 TFSI	125		01.12	PR: 1LT,1LY					
	1.8 TFSI quattro	118		09.08	PR: 1LT,1LY					
	1.8 TFSI quattro	125		01.12	PR: 1LT,1LY					
	2.0 TDI	88		06.08	PR: 1LT,1LY					
	2.0 TDI	100		11.07	PR: 1LT,1LY					
	2.0 TDI	105		11.07	PR: 1LT,1LY					
	2.0 TDI	110		05.13	PR: 1LT,1LY					
	2.0 TDI	120		08.08	PR: 1LT,1LY					
	2.0 TDI	125		01.08	PR: 1LT,1LY					
	2.0 TDI	130		11.11	PR: 1LT,1LY					
	2.0 TDI	140		09.13	PR: 1LT,1LY					
	2.0 TDI quattro	110		05.13	PR: 1LT,1LY					

AUDI A4 (B8) Limousine (07-)

	2.0 TDI quattro	125	01.08	PR: 1LT,1LY	13.0470-7256.2	LD7256		24705 19,8 +/WK	ATE					
	2.0 TDI quattro	130	11.11	PR: 1LT,1LY										
	2.0 TDI quattro	140	09.13	PR: 1LT,1LY										
	2.0 TFSI	132	06.08	PR: 1LT,1LY										
	2.0 TFSI	155	06.08	PR: 1LT,1LY										
	2.0 TFSI	162	05.13	PR: 1LT,1LY										
	2.0 TFSI	165	05.13	PR: 1LT,1LY										
	2.0 TFSI quattro	132	11.09	PR: 1LT,1LY										
	2.0 TFSI quattro	155	06.08	PR: 1LT,1LY										
	2.0 TFSI quattro	162	05.13	PR: 1LT,1LY										
	2.0 TFSI quattro	165	05.13	PR: 1LT,1LY										
	2.7 TDI	120	11.07	PR: 1LT,1LY										
	2.7 TDI	140	11.07	PR: 1LT,1LY										
	3.0 TDI	150	11.11	PR: 1LT,1LY										
	3.0 TDI quattro	155	06.08	PR: 1LT,1LY										
	3.0 TDI quattro	176	11.07	PR: 1LT,1LY										
	3.0 TDI quattro	180	11.11	PR: 1LT,1LY										
	3.0 TFSI quattro	200	02.12	PR: 1LT,1LY										
	3.2 FSI	195	09.08	PR: 1LT,1LY										
	3.2 FSI quattro	195	11.07	PR: 1LT,1LY										
	1.8 TFSI	88	01.08	PR: 1LA,1LB,1LD						13.0470-2746.2	LD2746	Federmaß 44 mm ¹⁾	24743 19,2 +/WK/S	LUC
	1.8 TFSI	118	11.07	PR: 1LA,1LB,1LD										
	1.8 TFSI	125	01.12	PR: 1LA,1LB,1LD										
	1.8 TFSI quattro	118	09.08	PR: 1LA,1LB,1LD										
	1.8 TFSI quattro	125	01.12	PR: 1LA,1LB,1LD										
2.0 TDI	88	06.08	PR: 1LA,1LB,1LD											
2.0 TDI	100	11.07	PR: 1LA,1LB,1LD											
2.0 TDI	105	11.07	PR: 1LA,1LB,1LD											
2.0 TDI	110	05.13	PR: 1LA,1LB,1LD											
2.0 TDI	120	08.08	PR: 1LA,1LB,1LD											
2.0 TDI	125	01.08	PR: 1LA,1LB,1LD											
2.0 TDI	130	11.11	PR: 1LA,1LB,1LD											
2.0 TDI	140	09.13	PR: 1LA,1LB,1LD											
2.0 TDI quattro	110	05.13	PR: 1LA,1LB,1LD											
2.0 TDI quattro	125	01.08	PR: 1LA,1LB,1LD											
2.0 TDI quattro	130	11.11	PR: 1LA,1LB,1LD											
2.0 TDI quattro	140	09.13	PR: 1LA,1LB,1LD											
2.0 TFSI	132	06.08	PR: 1LA,1LB,1LD											
2.0 TFSI	155	06.08	PR: 1LA,1LB,1LD											
2.0 TFSI	162	05.13	PR: 1LA,1LB,1LD											
2.0 TFSI	165	05.13	PR: 1LA,1LB,1LD											
2.0 TFSI quattro	132	11.09	PR: 1LA,1LB,1LD											
2.0 TFSI quattro	155	06.08	PR: 1LA,1LB,1LD											
2.0 TFSI quattro	162	05.13	PR: 1LA,1LB,1LD											
2.0 TFSI quattro	165	05.13	PR: 1LA,1LB,1LD											
2.7 TDI	120	11.07	PR: 1LA,1LB,1LD											
2.7 TDI	140	11.07	PR: 1LA,1LB,1LD											
3.0 TDI	150	11.11	PR: 1LA,1LB,1LD											
3.0 TDI quattro	155	06.08	PR: 1LA,1LB,1LD											
3.0 TDI quattro	176	11.07	PR: 1LA,1LB,1LD											
3.0 TDI quattro	180	11.11	PR: 1LA,1LB,1LD											
3.0 TFSI quattro	200	02.12	PR: 1LA,1LB,1LD											
3.2 FSI	195	09.08	PR: 1LA,1LB,1LD											
3.2 FSI quattro	195	11.07	PR: 1LA,1LB,1LD											
	1.8 TFSI	88	01.08	PR: 1KW,2EH	13.0470-2747.2	LD2747	elektrische Feststellbremse ²⁾	24606 17,4 +/Zub/S	LUC					
	1.8 TFSI	118	11.07	PR: 1KW,2EH										
	1.8 TFSI	125	01.12	PR: 1KW,2EH										
	1.8 TFSI quattro	118	09.08	PR: 1KW,2EH										
	1.8 TFSI quattro	125	01.12	PR: 1KW,2EH										
	2.0 TDI	88	06.08	PR: 1KW,2EH										
	2.0 TDI	100	11.07	PR: 1KW,2EH										
	2.0 TDI	105	11.07	PR: 1KW,2EH										
	2.0 TDI	110	05.13	PR: 1KW,2EH										
	2.0 TDI	120	08.08	PR: 1KW,2EH										
	2.0 TDI	125	01.08	PR: 1KW,2EH										
	2.0 TDI	130	11.11	PR: 1KW,2EH										
	2.0 TDI	140	09.13	PR: 1KW,2EH										
	2.0 TDI quattro	110	05.13	PR: 1KW,2EH										
	2.0 TDI quattro	125	01.08	PR: 1KW,2EH										
	2.0 TDI quattro	130	11.11	PR: 1KW,2EH										
	2.0 TDI quattro	140	09.13	PR: 1KW,2EH										
	2.0 TFSI	132	06.08	PR: 1KW,2EH										
	2.0 TFSI	155	06.08	PR: 1KW,2EH										
	2.0 TFSI	162	05.13	PR: 1KW,2EH										
	2.0 TFSI	165	05.13	PR: 1KW,2EH										
	2.0 TFSI quattro	132	11.09	PR: 1KW,2EH										
	2.0 TFSI quattro	155	06.08	PR: 1KW,2EH										
	2.0 TFSI quattro	162	05.13	PR: 1KW,2EH										
	2.0 TFSI quattro	165	05.13	PR: 1KW,2EH										
2.7 TDI	120	11.07	PR: 1KW,2EH											
2.7 TDI	140	11.07	PR: 1KW,2EH											
3.0 TDI	150	11.11	PR: 1KW,2EH											
3.0 TDI quattro	155	06.08	PR: 1KW,2EH											
3.0 TDI quattro	176	11.07	PR: 1KW,2EH											
3.0 TDI quattro	180	11.11	PR: 1KW,2EH											
3.0 TFSI quattro	200	02.12	PR: 1KW,2EH											
3.2 FSI	195	09.08	PR: 1KW,2EH											

¹⁾ spring dimension 44 mm / dimensioni molla 44 mm / dimension de ressort 44 mm / medida de muelle 44 mm

²⁾ electric parking brake / fr.di stazionamento elettrico / frein à main électrique / freno de mano eléctrico



AUDI A4 (B8) Limousine (07-)

	3.2 FSI quattro	195	11.07	PR: 1KW,2EH	13.0470-2747.2	LD2747	elektrische Feststellbremse ¹⁾	24606 17,4 +/Zub/S	LUC
	S4	245	01.08	PR: 1KE	13.0470-2748.2	LD2748	elektrische Feststellbremse ¹⁾	24606 17,4 +/Zub/S	LUC
	1.8 TFSI	88	01.08	PR: 1KP	13.0470-2748.2	LD2748	elektrische Feststellbremse ¹⁾	24606 17,4 +/Zub/S	LUC
	1.8 TFSI	118	11.07	PR: 1KP					
	1.8 TFSI	125	01.12	PR: 1KP					
	1.8 TFSI quattro	118	09.08	PR: 1KP					
	1.8 TFSI quattro	125	01.12	PR: 1KP					
	2.0 TDI	88	06.08	PR: 1KP					
	2.0 TDI	100	11.07	PR: 1KP					
	2.0 TDI	105	11.07	PR: 1KP					
	2.0 TDI	110	05.13	PR: 1KP					
	2.0 TDI	120	08.08	PR: 1KP					
	2.0 TDI	125	01.08	PR: 1KP					
	2.0 TDI	130	11.11	PR: 1KP					
	2.0 TDI	140	09.13	PR: 1KP					
	2.0 TDI quattro	110	05.13	PR: 1KP					
	2.0 TDI quattro	125	01.08	PR: 1KP					
	2.0 TDI quattro	130	11.11	PR: 1KP					
	2.0 TDI quattro	140	09.13	PR: 1KP					
	2.0 TFSI	132	06.08	PR: 1KP					
	2.0 TFSI	155	06.08	PR: 1KP					
	2.0 TFSI	162	05.13	PR: 1KP					
	2.0 TFSI	165	05.13	PR: 1KP					
	2.0 TFSI quattro	132	11.09	PR: 1KP					
	2.0 TFSI quattro	155	06.08	PR: 1KP					
	2.0 TFSI quattro	162	05.13	PR: 1KP					
	2.0 TFSI quattro	165	05.13	PR: 1KP					
	2.7 TDI	120	11.07	PR: 1KP					
	2.7 TDI	140	11.07	PR: 1KP					
	3.0 TDI	150	11.11	PR: 1KP					
	3.0 TDI quattro	155	06.08	PR: 1KP					
	3.0 TDI quattro	176	11.07	PR: 1KP					
	3.0 TDI quattro	180	11.11	PR: 1KP					
	3.0 TFSI quattro	200	02.12	PR: 1KP					
	3.2 FSI	195	09.08	PR: 1KP					
	3.2 FSI quattro	195	11.07	PR: 1KP					

AUDI A4 (B8) Avant (08-)

	1.8 FSI	88	04.08	PR: 1LT,1LY	13.0470-7256.2	LD7256		24705 19,8 +/WK	ATE
	1.8 TFSI	118	04.08	PR: 1LT,1LY					
	1.8 TFSI	125	01.12	PR: 1LT,1LY					
	1.8 TFSI quattro	118	09.08	PR: 1LT,1LY					
	1.8 TFSI quattro	125	01.12	PR: 1LT,1LY					
	2.0 TDI	88	06.08	PR: 1LT,1LY					
	2.0 TDI	100	04.08	PR: 1LT,1LY					
	2.0 TDI	105	04.08	PR: 1LT,1LY					
	2.0 TDI	110	05.13	PR: 1LT,1LY					
	2.0 TDI	125	04.08	PR: 1LT,1LY					
	2.0 TDI	130	11.11	PR: 1LT,1LY					
	2.0 TDI	140	09.13	PR: 1LT,1LY					
	2.0 TDI quattro	105	04.08	PR: 1LT,1LY					
	2.0 TDI quattro	110	05.13	PR: 1LT,1LY					
	2.0 TDI quattro	125	08.08	PR: 1LT,1LY					
	2.0 TDI quattro	130	11.11	PR: 1LT,1LY					
	2.0 TDI quattro	140	09.13	PR: 1LT,1LY					
	2.0 TFSI	132	06.08	PR: 1LT,1LY					
	2.0 TFSI	155	04.08	PR: 1LT,1LY					
	2.0 TFSI	165	05.13	PR: 1LT,1LY					
	2.0 TFSI quattro	132	11.09	PR: 1LT,1LY					
	2.0 TFSI quattro	155	04.08	PR: 1LT,1LY					
	2.0 TFSI quattro	165	05.13	PR: 1LT,1LY					
	2.7 TDI	120	06.08	PR: 1LT,1LY					
	2.7 TDI	140	06.08	PR: 1LT,1LY					
	3.0 TDI	150	11.11	PR: 1LT,1LY					
	3.0 TDI quattro	155	06.08	PR: 1LT,1LY					
	3.0 TDI quattro	176	04.08	PR: 1LT,1LY					
	3.0 TDI quattro	180	11.11	PR: 1LT,1LY					
	3.0 TFSI quattro	200	02.12	PR: 1LT,1LY					
	3.2 FSI	195	09.08	PR: 1LT,1LY					
	3.2 FSI quattro	195	04.08	PR: 1LT,1LY					
	1.8 FSI	88	04.08	PR: 1LA,1LB,1LD	13.0470-2746.2	LD2746	Federmaß 44 mm ²⁾	24743 19,2 +/WK/S	LUC
	1.8 TFSI	118	04.08	PR: 1LA,1LB,1LD					
	1.8 TFSI	125	01.12	PR: 1LA,1LB,1LD					
	1.8 TFSI quattro	118	09.08	PR: 1LA,1LB,1LD					
	1.8 TFSI quattro	125	01.12	PR: 1LA,1LB,1LD					
	2.0 TDI	88	06.08	PR: 1LA,1LB,1LD					
	2.0 TDI	100	04.08	PR: 1LA,1LB,1LD					
	2.0 TDI	105	04.08	PR: 1LA,1LB,1LD					
	2.0 TDI	110	05.13	PR: 1LA,1LB,1LD					
	2.0 TDI	125	04.08	PR: 1LA,1LB,1LD					
	2.0 TDI	130	11.11	PR: 1LA,1LB,1LD					
	2.0 TDI	140	09.13	PR: 1LA,1LB,1LD					
	2.0 TDI quattro	105	04.08	PR: 1LA,1LB,1LD					
	2.0 TDI quattro	110	05.13	PR: 1LA,1LB,1LD					
	2.0 TDI quattro	125	08.08	PR: 1LA,1LB,1LD					
	2.0 TDI quattro	130	11.11	PR: 1LA,1LB,1LD					
	2.0 TDI quattro	140	09.13	PR: 1LA,1LB,1LD					

¹⁾ electric parking brake / fr.di stazionamento elettrico / frein à main électrique / freno de mano eléctrico

²⁾ spring dimension 44 mm / dimensioni molla 44 mm / dimension de ressort 44 mm / medida de muelle 44 mm



AUDI A4 (B8) Avant (08-)

	2.0 TFSI	132	06.08	PR: 1LA,1LB,1LD	13.0470-2746.2	LD2746	Federmaß 44 mm ¹⁾	24743 19,2 +WK/S	LUC
	2.0 TFSI	155	04.08	PR: 1LA,1LB,1LD					
	2.0 TFSI	165	05.13	PR: 1LA,1LB,1LD					
	2.0 TFSI quattro	132	11.09	PR: 1LA,1LB,1LD					
	2.0 TFSI quattro	155	04.08	PR: 1LA,1LB,1LD					
	2.0 TFSI quattro	165	05.13	PR: 1LA,1LB,1LD					
	2.7 TDI	120	06.08	PR: 1LA,1LB,1LD					
	2.7 TDI	140	06.08	PR: 1LA,1LB,1LD					
	3.0 TDI	150	11.11	PR: 1LA,1LB,1LD					
	3.0 TDI quattro	155	06.08	PR: 1LA,1LB,1LD					
	3.0 TDI quattro	176	04.08	PR: 1LA,1LB,1LD					
	3.0 TDI quattro	180	11.11	PR: 1LA,1LB,1LD					
	3.0 TFSI quattro	200	02.12	PR: 1LA,1LB,1LD					
	3.2 FSI	195	09.08	PR: 1LA,1LB,1LD					
	3.2 FSI quattro	195	04.08	PR: 1LA,1LB,1LD					
	1.8 FSI	88	04.08	PR: 1KW,2EH	13.0470-2747.2	LD2747	elektrische Feststellbremse ²⁾	24606 17,4 +Zub/S	LUC
	1.8 TFSI	118	04.08	PR: 1KW,2EH					
	1.8 TFSI	125	01.12	PR: 1KW,2EH					
	1.8 TFSI quattro	118	09.08	PR: 1KW,2EH					
	1.8 TFSI quattro	125	01.12	PR: 1KW,2EH					
	2.0 TDI	88	06.08	PR: 1KW,2EH					
	2.0 TDI	100	04.08	PR: 1KW,2EH					
	2.0 TDI	105	04.08	PR: 1KW,2EH					
	2.0 TDI	110	05.13	PR: 1KW,2EH					
	2.0 TDI	125	04.08	PR: 1KW,2EH					
	2.0 TDI	130	11.11	PR: 1KW,2EH					
	2.0 TDI	140	09.13	PR: 1KW,2EH					
	2.0 TDI quattro	105	04.08	PR: 1KW,2EH					
	2.0 TDI quattro	110	05.13	PR: 1KW,2EH					
	2.0 TDI quattro	125	08.08	PR: 1KW,2EH					
	2.0 TDI quattro	130	11.11	PR: 1KW,2EH					
	2.0 TDI quattro	140	09.13	PR: 1KW,2EH					
	2.0 TFSI	132	06.08	PR: 1KW,2EH					
	2.0 TFSI	155	04.08	PR: 1KW,2EH					
	2.0 TFSI	165	05.13	PR: 1KW,2EH					
	2.0 TFSI quattro	132	11.09	PR: 1KW,2EH					
	2.0 TFSI quattro	155	04.08	PR: 1KW,2EH					
	2.0 TFSI quattro	165	05.13	PR: 1KW,2EH					
	2.7 TDI	120	06.08	PR: 1KW,2EH					
	2.7 TDI	140	06.08	PR: 1KW,2EH					
	3.0 TDI	150	11.11	PR: 1KW,2EH					
	3.0 TDI quattro	155	06.08	PR: 1KW,2EH					
	3.0 TDI quattro	176	04.08	PR: 1KW,2EH					
	3.0 TDI quattro	180	11.11	PR: 1KW,2EH					
	3.0 TFSI quattro	200	02.12	PR: 1KW,2EH					
	3.2 FSI	195	09.08	PR: 1KW,2EH					
	3.2 FSI quattro	195	04.08	PR: 1KW,2EH					
S4	245	11.08	PR: 1KE	13.0470-2748.2	LD2748	elektrische Feststellbremse ²⁾	24606 17,4 +Zub/S	LUC	
	1.8 FSI	88	04.08	PR: 1KP	13.0470-2748.2	LD2748	elektrische Feststellbremse ²⁾	24606 17,4 +Zub/S	LUC
	1.8 TFSI	118	04.08	PR: 1KP					
	1.8 TFSI	125	01.12	PR: 1KP					
	1.8 TFSI quattro	118	09.08	PR: 1KP					
	1.8 TFSI quattro	125	01.12	PR: 1KP					
	2.0 TDI	88	06.08	PR: 1KP					
	2.0 TDI	100	04.08	PR: 1KP					
	2.0 TDI	105	04.08	PR: 1KP					
	2.0 TDI	110	05.13	PR: 1KP					
	2.0 TDI	125	04.08	PR: 1KP					
	2.0 TDI	130	11.11	PR: 1KP					
	2.0 TDI	140	09.13	PR: 1KP					
	2.0 TDI quattro	105	04.08	PR: 1KP					
	2.0 TDI quattro	110	05.13	PR: 1KP					
	2.0 TDI quattro	125	08.08	PR: 1KP					
	2.0 TDI quattro	130	11.11	PR: 1KP					
	2.0 TDI quattro	140	09.13	PR: 1KP					
	2.0 TDI quattro	140	09.13	PR: 1KP					
	2.0 TFSI	132	06.08	PR: 1KP					
	2.0 TFSI	155	04.08	PR: 1KP					
	2.0 TFSI	165	05.13	PR: 1KP					
	2.0 TFSI quattro	132	11.09	PR: 1KP					
	2.0 TFSI quattro	155	04.08	PR: 1KP					
	2.7 TDI	120	06.08	PR: 1KP					
	2.7 TDI	140	06.08	PR: 1KP					
	3.0 TDI	150	11.11	PR: 1KP					
	3.0 TDI quattro	155	06.08	PR: 1KP					
	3.0 TDI quattro	176	04.08	PR: 1KP					
	3.0 TDI quattro	180	11.11	PR: 1KP					
	3.0 TFSI quattro	200	02.12	PR: 1KP					
	3.2 FSI	195	09.08	PR: 1KP					
	3.2 FSI quattro	195	04.08	PR: 1KP					

AUDI A4 Allroad (09-)

	2.0 TDI quattro	105	09.09	PR: 1LT	13.0470-7256.2	LD7256		24705 19,8 +WK	ATE
	2.0 TDI quattro	110	05.13	PR: 1LT					
	2.0 TDI quattro	120	04.09	PR: 1LT					
	2.0 TDI quattro	125	02.09	PR: 1LT					
	2.0 TDI quattro	130	01.12	PR: 1LT					

¹⁾ spring dimension 44 mm / dimensioni molla 44 mm / dimension de ressort 44 mm / medida de muelle 44 mm

²⁾ electric parking brake / fr.di stazionamento elettrico / frein à main électrique / freno de mano eléctrico



AUDI A4 Allroad (09-)															
	2.0 TDI quattro	140		09.13	PR: 1LT	13.0470-7256.2	LD7256		24705 19,8 +/WK	ATE					
	2.0 TFSI quattro	155		04.09	PR: 1LT										
	2.0 TFSI quattro	162		05.13	PR: 1LT										
	2.0 TFSI quattro	165		04.13	PR: 1LT										
	3.0 TDI quattro	176		04.09	PR: 1LT										
	3.0 TDI quattro	180		01.12	PR: 1LT										
	2.0 TDI quattro	105		09.09	PR: 1LA						13.0470-2746.2	LD2746	Federmaß 44 mm ¹⁾	24743 19,2 +/WK/S	LUC
	2.0 TDI quattro	110		05.13	PR: 1LA										
	2.0 TDI quattro	120		04.09	PR: 1LA										
	2.0 TDI quattro	125		02.09	PR: 1LA										
	2.0 TDI quattro	130		01.12	PR: 1LA										
	2.0 TDI quattro	140		09.13	PR: 1LA										
2.0 TFSI quattro	155		04.09	PR: 1LA											
2.0 TFSI quattro	162		05.13	PR: 1LA											
2.0 TFSI quattro	165		04.13	PR: 1LA											
3.0 TDI quattro	176		04.09	PR: 1LA											
3.0 TDI quattro	180		01.12	PR: 1LA											
	2.0 TDI quattro	105		09.09	PR: 1KW,GP0,GP1,GP2	13.0470-2747.2	LD2747		24606 17,4 +/Zub/S	LUC					
	2.0 TDI quattro	110		05.13	PR: 1KW,GP0,GP1,GP2										
	2.0 TDI quattro	120		04.09	PR: 1KW,GP0,GP1,GP2										
	2.0 TDI quattro	125		02.09	PR: 1KW,GP0,GP1,GP2										
	2.0 TDI quattro	130		01.12	PR: 1KW,GP0,GP1,GP2										
	2.0 TDI quattro	140		09.13	PR: 1KW,GP0,GP1,GP2										
	2.0 TFSI quattro	155		04.09	PR: 1KW,GP0,GP1,GP2										
	2.0 TFSI quattro	162		05.13	PR: 1KW,GP0,GP1,GP2										
	2.0 TFSI quattro	165		04.13	PR: 1KW,GP0,GP1,GP2										
	3.0 TDI quattro	176		04.09	PR: 1KW,GP0,GP1,GP2										
	3.0 TDI quattro	180		01.12	PR: 1KW,GP0,GP1,GP2										

AUDI A4 Cabrio (02-08)															
	1.8 T	120		04.02	11.08 PR: 1LB,1LE,1LF,1LT	13.0470-7110.2	LD7110		23018 20,3 +/WK	ATE					
	1.8 T quattro	120		05.03	11.08 PR: 1LB,1LE,1LF,1LT										
	2.0	96		05.04	11.08 PR: 1LB,1LE,1LF,1LT										
	2.0 TDI			10.05	11.08 PR: 1LB,1LE,1LF,1LT										
	2.0 TFSI	147		01.06	11.08 PR: 1LB,1LE,1LF,1LT										
	2.0 TFSI quattro	147		11.05	11.08 PR: 1LB,1LE,1LF,1LT										
	2.4	120		04.02	11.08 PR: 1LB,1LE,1LF,1LT										
	2.4	125		04.02	11.08 PR: 1LB,1LE,1LF,1LT										
	2.5 TDI	120		08.02	11.08 PR: 1LB,1LE,1LF,1LT										
	2.7 TDI	132		06.06	11.08 PR: 1LB,1LE,1LF,1LT										
	3.0	162		04.02	11.08 PR: 1LB,1LE,1LF,1LT										
	3.0 quattro	162		05.03	11.08 PR: 1LB,1LE,1LF,1LT										
	3.0 TDI quattro	150		01.06	11.08 PR: 1LB,1LE,1LF,1LT										
	3.0 TDI quattro	171		10.05	11.08 PR: 1LB,1LE,1LF,1LT										
	3.2 FSI	188		10.05	11.08 PR: 1LB,1LE,1LF,1LT										
	3.2 FSI quattro	188		10.05	11.08 PR: 1LB,1LE,1LF,1LT										
	1.8 T	120		04.02	11.08 PR: 1LA						13.0470-7201.2	LD7201		23763 20,3 +/WK	ATE
	1.8 T quattro	120		05.03	11.08 PR: 1LA										
	2.0	96		05.04	11.08 PR: 1LA										
	2.0 TDI			10.05	11.08 PR: 1LA										
2.0 TFSI	147		01.06	11.08 PR: 1LA											
2.0 TFSI quattro	147		11.05	11.08 PR: 1LA											
2.4	120		04.02	11.08 PR: 1LA											
2.4	125		04.02	11.08 PR: 1LA											
2.5 TDI	120		08.02	11.08 PR: 1LA											
2.7 TDI	132		06.06	11.08 PR: 1LA											
3.0	162		04.02	11.08 PR: 1LA											
3.0 quattro	162		05.03	11.08 PR: 1LA											
3.0 TDI quattro	150		01.06	11.08 PR: 1LA											
3.0 TDI quattro	171		10.05	11.08 PR: 1LA											
3.2 FSI	188		10.05	11.08 PR: 1LA											
3.2 FSI quattro	188		10.05	11.08 PR: 1LA											
	1.8 T	120		04.02	11.08 PR: 1KD,1KP	13.0470-2886.2	LD2886		20961 16,2 /S	LUC					
	1.8 T quattro	120		05.03	11.08 PR: 1KD,1KP										
	2.0	96		05.04	11.08 PR: 1KD,1KP										
	2.0 TDI			10.05	11.08 PR: 1KD,1KP										
	2.0 TFSI	147		01.06	11.08 PR: 1KD,1KP										
	2.0 TFSI quattro	147		11.05	11.08 PR: 1KD,1KP										
	2.4	120		04.02	12.05 PR: 1KD,1KP										
	2.4	125		04.02	12.05 PR: 1KD,1KP										
	2.5 TDI	120		08.02	12.05 PR: 1KD,1KP										
	3.0	162		04.02	12.05 PR: 1KD,1KP										
	3.0 quattro	162		05.03	12.05 PR: 1KD,1KP										
	1.8 T	120	8E-5-400001		11.08						PR: 1KW	13.0470-2880.2	LD2880		23914 17,1 /WE/Zub/S
1.8 T quattro	120	8E-5-400001		11.08	PR: 1KW										
2.0	96	8E-5-400001		11.08	PR: 1KW										
2.0 TDI		8E-5-400001		11.08	PR: 1KW										
2.0 TFSI	147	8E-5-400001		11.08	PR: 1KW										
2.0 TFSI quattro	147	8E-5-400001		11.08	PR: 1KW										
2.4	120	8E-5-400001		11.08	PR: 1KW										
2.4	125	8E-5-400001		11.08	PR: 1KW										
2.5 TDI	120	8E-5-400001		11.08	PR: 1KW										
2.7 TDI	132	8E-5-400001		11.08	PR: 1KW										
3.0	162	8E-5-400001		11.08	PR: 1KW										
3.0 quattro	162	8E-5-400001		11.08	PR: 1KW										
3.0 TDI quattro	150		01.06	11.08	PR: 1KW										
3.0 TDI quattro	171	8E-5-400001		11.08	PR: 1KW										

¹⁾ Spring dimension 44 mm / dimensioni molla 44 mm / dimension de ressort 44 mm / medida de muelle 44 mm



AUDI A4 Cabrio (02-08)

	3.2 FSI	188	8E-5-400001		11.08	PR: 1KW	13.0470-2880.2	LD2880		23914	17,1 /WE/Zub/S	LUC
	3.2 FSI quattro	188	8E-5-400001		11.08	PR: 1KW						
	S4	253		02.04	11.08		13.0470-2888.2	LD2888		23326	17,4 /WE/S	LUC

AUDI A5 / A5 Sportback (07-)

	1.8 TFSI	106		06.14	PR: 1LT		13.0470-7256.2	LD7256		24705	19,8 +/WK	ATE
	1.8 TFSI	118		05.09	PR: 1LT							
	1.8 TFSI	125		10.07	PR: 1LT							
	2.0 TDI	105		09.09	PR: 1LT							
	2.0 TDI	110		05.13	PR: 1LT							
	2.0 TDI	120		10.08	PR: 1LT							
	2.0 TDI	125		08.08	PR: 1LT							
	2.0 TDI	130		07.11	PR: 1LT							
	2.0 TDI	140		09.13	PR: 1LT							
	2.0 TDI quattro	125		08.08	PR: 1LT							
	2.0 TDI quattro	130		12.11	PR: 1LT							
	2.0 TDI quattro	140		09.13	PR: 1LT							
	2.0 TFSI	132		11.08	PR: 1LT							
	2.0 TFSI	155		06.08	PR: 1LT							
	2.0 TFSI	165		05.13	PR: 1LT							
	2.0 TFSI quattro	155		06.08	PR: 1LT							
	2.0 TFSI quattro	165		05.13	PR: 1LT							
	2.7 TDI	120		09.07	PR: 1LT							
	2.7 TDI	140		05.07	PR: 1LT							
	3.0 TDI	150		07.11	PR: 1LT							
	3.0 TDI quattro	155		03.08	PR: 1LT							
	3.0 TDI quattro	176		05.07	PR: 1LT							
	3.0 TDI quattro	180		07.11	PR: 1LT							
	3.0 TFSI quattro	200		12.11	PR: 1LT							
	3.2 FSI	195		05.07	PR: 1LT							
	3.2 FSI quattro	195		05.07	PR: 1LT							
	1.8 TFSI	106		06.14	PR: 1LA		13.0470-2746.2	LD2746	Federmaß 44 mm ¹⁾	24743	19,2 +/WK/S	LUC
	1.8 TFSI	118		05.09	PR: 1LA							
	1.8 TFSI	125		10.07	PR: 1LA							
	2.0 TDI	105		07.07	PR: 1LA							
	2.0 TDI	105		09.09	PR: 1LA							
	2.0 TDI	110		05.13	PR: 1LA							
	2.0 TDI	120		10.08	PR: 1LA							
	2.0 TDI	125		08.08	PR: 1LA							
	2.0 TDI	130		07.11	PR: 1LA							
	2.0 TDI	140		09.13	PR: 1LA							
	2.0 TDI quattro	125		08.08	PR: 1LA							
	2.0 TDI quattro	130		12.11	PR: 1LA							
	2.0 TDI quattro	140		09.13	PR: 1LA							
	2.0 TFSI	132		11.08	PR: 1LA							
	2.0 TFSI	155		06.08	PR: 1LA							
	2.0 TFSI	165		05.13	PR: 1LA							
	2.0 TFSI quattro	155		06.08	PR: 1LA							
	2.0 TFSI quattro	165		05.13	PR: 1LA							
	2.7 TDI	120		09.07	PR: 1LA							
	2.7 TDI	140		07.07	PR: 1LA							
	3.0 TDI	150		07.11	PR: 1LA							
	3.0 TDI quattro	155		03.08	PR: 1LA							
	3.0 TDI quattro	176		07.07	PR: 1LA							
	3.0 TDI quattro	180		07.11	PR: 1LA							
	3.0 TFSI quattro	200		12.11	PR: 1LA							
	3.2 FSI	195		07.07	PR: 1LA							
	1.8 TFSI	106		06.14	PR: 1LD		13.0470-2746.2	LD2746	Federmaß 44 mm ¹⁾	24743	19,2 +/WK/S	LUC
	1.8 TFSI	118		05.09	PR: 1LD							
	1.8 TFSI	125		10.07	PR: 1LD							
	2.0 TDI	105		09.09	PR: 1LD							
	2.0 TDI	110		05.13	PR: 1LD							
	2.0 TDI	120		10.08	PR: 1LD							
	2.0 TDI	125		08.08	PR: 1LD							
	2.0 TDI	130		07.11	PR: 1LD							
	2.0 TDI	140		09.13	PR: 1LD							
	2.0 TDI quattro	125		08.08	PR: 1LD							
	2.0 TDI quattro	130		12.11	PR: 1LD							
	2.0 TDI quattro	140		09.13	PR: 1LD							
	2.0 TFSI	132		11.08	PR: 1LD							
	2.0 TFSI	155		06.08	PR: 1LD							
	2.0 TFSI	165		05.13	PR: 1LD							
	2.0 TFSI quattro	155		06.08	PR: 1LD							
	2.0 TFSI quattro	165		05.13	PR: 1LD							
	2.7 TDI	120		09.07	PR: 1LD							
	2.7 TDI	140		05.07	PR: 1LD							
	3.0 TDI	150		07.11	PR: 1LD							
	3.0 TDI quattro	155		03.08	PR: 1LD							
	3.0 TDI quattro	176		05.07	PR: 1LD							
	3.0 TDI quattro	180		07.11	PR: 1LD							
	3.0 TFSI quattro	200		12.11	PR: 1LD							
	3.2 FSI	195		05.07	PR: 1LD							
	3.2 FSI quattro	195		05.07	PR: 1LD							

¹⁾ spring dimension 44 mm / dimensioni molla 44 mm / dimension de ressort 44 mm / medida de muelle 44 mm





AUDI A5 / A5 Sportback (07-)

	1.8 TFSI	106	06.14	PR: 1KW,2EH	13.0470-2747.2	LD2747		24606 17,4 +/Zub/S	LUC					
	1.8 TFSI	118	05.09	PR: 1KW,2EH										
	1.8 TFSI	125	10.07	PR: 1KW,2EH										
	2.0 TDI	105	09.09	PR: 1KW,2EH										
	2.0 TDI	110	05.13	PR: 1KW,2EH										
	2.0 TDI	120	10.08	PR: 1KW,2EH										
	2.0 TDI	125	08.08	PR: 1KW,2EH										
	2.0 TDI	130	07.11	PR: 1KW,2EH										
	2.0 TDI	140	09.13	PR: 1KW,2EH										
	2.0 TDI quattro	125	08.08	PR: 1KW,2EH										
	2.0 TDI quattro	130	12.11	PR: 1KW,2EH										
	2.0 TDI quattro	140	09.13	PR: 1KW,2EH										
	2.0 TFSI	132	11.08	PR: 1KW,2EH										
	2.0 TFSI	155	06.08	PR: 1KW,2EH										
	2.0 TFSI	165	05.13	PR: 1KW,2EH										
	2.0 TFSI quattro	155	06.08	PR: 1KW,2EH										
	2.0 TFSI quattro	165	05.13	PR: 1KW,2EH										
	2.7 TDI	120	09.07	PR: 1KW,2EH										
	2.7 TDI	140	05.07	PR: 1KW,2EH										
	3.0 TDI	150	07.11	PR: 1KW,2EH										
	3.0 TDI quattro	155	03.08	PR: 1KW,2EH										
	3.0 TDI quattro	176	05.07	PR: 1KW,2EH										
	3.0 TDI quattro	180	07.11	PR: 1KW,2EH										
	3.0 TFSI quattro	200	12.11	PR: 1KW,2EH										
	3.2 FSI	195	05.07	PR: 1KW,2EH										
	3.2 FSI quattro	195	06.07	PR: 1KW,2EH										
	1.8 TFSI	106	06.14	PR: 1KE						13.0470-2748.2	LD2748		24606 17,4 +/Zub/S	LUC
	1.8 TFSI	118	05.09	PR: 1KE										
	1.8 TFSI	125	10.07	PR: 1KE										
	2.0 TDI	105	09.09	PR: 1KE										
	2.0 TDI	110	05.13	PR: 1KE										
2.0 TDI	120	10.08	PR: 1KE											
2.0 TDI	125	08.08	PR: 1KE											
2.0 TDI	130	07.11	PR: 1KE											
2.0 TDI	140	09.13	PR: 1KE											
2.0 TDI quattro	125	08.08	PR: 1KE											
2.0 TDI quattro	130	12.11	PR: 1KE											
2.0 TDI quattro	140	09.13	PR: 1KE											
2.0 TFSI	132	11.08	PR: 1KE											
2.0 TFSI	155	06.08	PR: 1KE											
2.0 TFSI	165	05.13	PR: 1KE											
2.0 TFSI quattro	155	06.08	PR: 1KE											
2.0 TFSI quattro	165	05.13	PR: 1KE											
2.7 TDI	120	09.07	PR: 1KE											
2.7 TDI	140	05.07	PR: 1KE											
3.0 TDI	150	07.11	PR: 1KE											
3.0 TDI quattro	155	03.08	PR: 1KE											
3.0 TDI quattro	176	05.07	PR: 1KE											
3.0 TDI quattro	180	07.11	PR: 1KE											
3.0 TFSI quattro	200	12.11	PR: 1KE											
3.2 FSI	195	05.07	PR: 1KE											
3.2 FSI quattro	195	05.07	PR: 1KE											
RS 5	331	03.10	PR: GP1											
S5	245	01.10	PR: 1KE											
S5	260	05.07	PR: 1KE											
1.8 TFSI	106	06.14	PR: 1KP	13.0470-2748.2	LD2748		24606 17,4 +/Zub/S	LUC						
1.8 TFSI	118	05.09	PR: 1KP											
1.8 TFSI	125	10.07	PR: 1KP											
2.0 TDI	105	09.09	PR: 1KP											
2.0 TDI	110	05.13	PR: 1KP											
2.0 TDI	120	10.08	PR: 1KP											
2.0 TDI	125	08.08	PR: 1KP											
2.0 TDI	130	07.11	PR: 1KP											
2.0 TDI	140	09.13	PR: 1KP											
2.0 TDI quattro	125	08.08	PR: 1KP											
2.0 TDI quattro	130	12.11	PR: 1KP											
2.0 TDI quattro	140	09.13	PR: 1KP											
2.0 TFSI	132	11.08	PR: 1KP											
2.0 TFSI	155	06.08	PR: 1KP											
2.0 TFSI	165	05.13	PR: 1KP											
2.0 TFSI quattro	155	06.08	PR: 1KP											
2.0 TFSI quattro	165	05.13	PR: 1KP											
2.7 TDI	120	09.07	PR: 1KP											
2.7 TDI	140	05.07	PR: 1KP											
3.0 TDI	150	07.11	PR: 1KP											
3.0 TDI quattro	155	03.08	PR: 1KP											
3.0 TDI quattro	176	05.07	PR: 1KP											
3.0 TDI quattro	180	07.11	PR: 1KP											
3.0 TFSI quattro	200	12.11	PR: 1KP											
3.2 FSI	195	05.07	PR: 1KP											
3.2 FSI quattro	195	05.07	PR: 1KP											
RS 5	331	03.10	PR: 1KP											
S5	245	11.10	PR: 1KE,1KP											
S5	260	11.10	PR: 1KE,1KP											

AUDI A5 Cabrio (09-)		KW		PR		13.0470-7256.2		LD7256		24705 19,8 +/-WK		ATE	
	1.8 TFSI	118	09.09	PR: 1LT									
	1.8 TFSI	125	07.11	PR: 1LT									
	2.0 TDI	105	11.11	PR: 1LT									
	2.0 TDI	110	05.13	PR: 1LT									
	2.0 TDI	120	05.09	PR: 1LT									
	2.0 TDI	125	05.09	PR: 1LT									
	2.0 TDI	130	07.11	PR: 1LT									
	2.0 TDI	140	09.13	PR: 1LT									
	2.0 TDI quattro	130	01.12	PR: 1LT									
	2.0 TDI quattro	140	09.13	PR: 1LT									
	2.0 TFSI	132	03.09	PR: 1LT									
	2.0 TFSI	155	03.09	PR: 1LT									
	2.0 TFSI	165	05.13	PR: 1LT									
	2.0 TFSI quattro	155	03.09	PR: 1LT									
	2.0 TFSI quattro	165	05.13	PR: 1LT									
	2.7 TDI	120	05.09	PR: 1LT									
	2.7 TDI	140	03.09	PR: 1LT									
	3.0 TDI	150	07.11	PR: 1LT									
	3.0 TDI quattro	176	03.09	PR: 1LT									
3.0 TDI quattro	180	07.11	PR: 1LT										
3.0 TFSI quattro	200	11.11	PR: 1LT										
3.2 FSI	195	03.09	PR: 1LT										
3.2 FSI quattro	195	03.09	PR: 1LT										
	1.8 TFSI	118	09.09	PR: 1LA,1LB,1LD		13.0470-2746.2	LD2746		Federmaß 44 mm ¹⁾		24743 19,2 +/-WK/S	LUC	
	1.8 TFSI	125	07.11	PR: 1LA,1LB,1LD									
	2.0 TDI	105	11.11	PR: 1LA,1LB,1LD,1LJ									
	2.0 TDI	110	05.13	PR: 1LA,1LB,1LD									
	2.0 TDI	120	05.09	PR: 1LA,1LB,1LD									
	2.0 TDI	125	05.09	PR: 1LA,1LB,1LD									
	2.0 TDI	130	07.11	PR: 1LA,1LB,1LD									
	2.0 TDI	140	09.13	PR: 1LA,1LB,1LD									
	2.0 TDI quattro	130	01.12	PR: 1LA,1LB,1LD,1LJ									
	2.0 TDI quattro	140	09.13	PR: 1LA,1LB,1LD,1LJ									
	2.0 TFSI	132	03.09	PR: 1LA,1LB,1LD									
	2.0 TFSI	155	03.09	PR: 1LA,1LB,1LD									
	2.0 TFSI	165	05.13	PR: 1LA,1LB,1LD									
	2.0 TFSI quattro	155	03.09	PR: 1LA,1LB,1LD									
	2.0 TFSI quattro	165	05.13	PR: 1LA,1LB,1LD									
	2.7 TDI	120	05.09	PR: 1LA,1LB,1LD									
	2.7 TDI	140	03.09	PR: 1LA,1LB,1LD									
	3.0 TDI	150	07.11	PR: 1LA,1LB,1LD									
	3.0 TDI quattro	176	03.09	PR: 1LA,1LB,1LD									
3.0 TDI quattro	180	07.11	PR: 1LA,1LB,1LD										
3.0 TFSI quattro	200	11.11	PR: 1LA,1LB,1LD,1LJ										
3.2 FSI	195	03.09	PR: 1LA,1LB,1LD										
3.2 FSI quattro	195	03.09	PR: 1LA,1LB,1LD										
	1.8 TFSI	118	09.09	PR: 1KW,2EH		13.0470-2747.2	LD2747		elektrische Feststellbremse ²⁾		24606 17,4 +/-Zub/S	LUC	
	1.8 TFSI	125	07.11	PR: 1KW,2EH									
	2.0 TDI	105	11.11	PR: 1KW,2EH									
	2.0 TDI	110	05.13	PR: 1KW,2EH									
	2.0 TDI	120	05.09	PR: 1KW,2EH									
	2.0 TDI	125	05.09	PR: 1KW,2EH									
	2.0 TDI	130	07.11	PR: 1KW,2EH									
	2.0 TDI	140	09.13	PR: 1KW,2EH									
	2.0 TDI quattro	130	01.12	PR: 1KW,2EH									
	2.0 TDI quattro	140	09.13	PR: 1KW,2EH									
	2.0 TFSI	132	03.09	PR: 1KW,2EH									
	2.0 TFSI	155	03.09	PR: 1KW,2EH									
	2.0 TFSI	165	05.13	PR: 1KW,2EH									
	2.0 TFSI quattro	155	03.09	PR: 1KW,2EH									
	2.0 TFSI quattro	165	05.13	PR: 1KW,2EH									
	2.7 TDI	120	05.09	PR: 1KW,2EH									
	2.7 TDI	140	03.09	PR: 1KW,2EH									
	3.0 TDI	150	07.11	PR: 1KW,2EH									
	3.0 TDI quattro	176	03.09	PR: 1KW,2EH									
3.0 TDI quattro	180	07.11	PR: 1KW,2EH										
3.0 TFSI quattro	200	11.11	PR: 1KW,2EH										
3.2 FSI	195	03.09	PR: 1KW,2EH										
3.2 FSI quattro	195	03.09	PR: 1KW,2EH										
	1.8 TFSI	118	09.09	PR: 1KE,1KP		13.0470-2748.2	LD2748		elektrische Feststellbremse ²⁾		24606 17,4 +/-Zub/S	LUC	
	1.8 TFSI	125	07.11	PR: 1KE,1KP									
	2.0 TDI	105	11.11	PR: 1KE,1KP									
	2.0 TDI	110	05.13	PR: 1KE,1KP									
	2.0 TDI	120	05.09	PR: 1KE,1KP									
	2.0 TDI	125	05.09	PR: 1KE,1KP									
	2.0 TDI	130	07.11	PR: 1KE,1KP									
	2.0 TDI	140	09.13	PR: 1KE,1KP									
	2.0 TDI quattro	130	01.12	PR: 1KE,1KP									
	2.0 TDI quattro	140	09.13	PR: 1KE,1KP									
	2.0 TFSI	132	03.09	PR: 1KE,1KP									
	2.0 TFSI	155	03.09	PR: 1KE,1KP									
	2.0 TFSI	165	05.13	PR: 1KE,1KP									
	2.0 TFSI quattro	155	03.09	PR: 1KE,1KP									
	2.0 TFSI quattro	165	05.13	PR: 1KE,1KP									
	2.7 TDI	120	05.09	PR: 1KE,1KP									
	2.7 TDI	140	03.09	PR: 1KE,1KP									
	3.0 TDI	150	07.11	PR: 1KE,1KP									

¹⁾ spring dimension 44 mm / dimensioni molla 44 mm / dimension de ressort 44 mm / medida de muelle 44 mm

²⁾ electric parking brake / fr.di stazionamento elettrico / frein à main électrique / freno de mano eléctrico



AUDI A5 Cabrio (09-)											
	3.0 TDI quattro	176		03.09	07.11	PR: 1KE,1KP	13.0470-2748.2	LD2748	elektrische Feststellbremse ¹⁾	24606 17,4 +/Zub/S	LUC
	3.0 TDI quattro	180		07.11		PR: 1KE,1KP					
	3.0 TFSI quattro	200		11.11		PR: 1KE,1KP					
	3.2 FSI	195		03.09		PR: 1KE,1KP					
	3.2 FSI quattro	195		03.09		PR: 1KE,1KP					
	S5	245		04.09		PR: 1KE,1KP					
AUDI A6 / A6 Avant (4B/C5) (97-05)											
	1.8			04.97	01.05		13.0470-7110.2	LD7110		23018 20,3 +/WK	ATE
	1.8 T	110		04.97	01.05						
	1.8 T	132		12.97	01.05						
	1.8 T quattro			04.97	01.05	PR: 1LB,1LE,1LF,1LT					
	1.9 TDI			04.97	01.05						
	2.0			08.01	01.05						
	2.4	100		07.98	01.05						
	2.4	115		04.97	01.05						
	2.4	121		04.97	01.05						
	2.4 quattro			04.97	01.05	PR: 1LB,1LE,1LF,1LT					
	2.5 TDI	110		04.97	01.05						
	2.5 TDI	120		07.02	01.05	PR: 1LB,1LE,1LF,1LT					
	2.5 TDI	132		02.00	01.05	PR: 1LB,1LE,1LF,1LT					
	2.5 TDI quattro			07.97	01.05	PR: 1LB,1LE,1LF,1LT					
	2.8			04.97	01.05						
	2.8 quattro			04.97	01.05	PR: 1LB,1LE,1LF,1LT					
	1.8 T quattro			06.01	01.05	PR: 1LG,1LA	13.0470-7166.2	LD7166		23762 20,4 +/WK	ATE
	2.4 quattro			06.01	01.05	PR: 1LG,1LA					
	2.5 TDI	120		07.02	01.05	PR: 1LG,1LA					
	2.5 TDI	132		02.00	01.05	PR: 1LG,1LA					
	2.5 TDI quattro			06.01	01.05	PR: 1LG,1LA					
	3.0			06.01	01.05	PR: 1LG,1LA					
	3.0 quattro			06.01	01.05	PR: 1LG,1LA					
	1.8			04.97	05.01		13.0470-2820.2	LD2820		20961 17,6 /S	LUC
	1.8 T	110		04.97	05.01						
	1.8 T	132		12.97	05.01						
	1.8 T quattro			04.97	05.01						
	1.9 TDI			04.97	05.01						
	2.4	100		07.98	05.01						
	2.4	115		04.97	05.01						
	2.4	121		04.97	05.01						
	2.4 quattro			04.97	05.01						
	2.5 TDI	110		04.97	05.01						
	2.5 TDI	132		02.00	05.01						
	2.5 TDI quattro			07.97	05.01						
	2.7 T			03.98	05.01						
	2.7 T quattro			10.97	05.01						
	2.8			04.97	05.01						
	2.8 quattro			04.97	05.01						
	4.2 quattro			11.98	05.01						
	S6			09.99	05.01						
	1.8			06.01	01.05		13.0470-2886.2	LD2886		20961 16,2 /S	LUC
	1.8 T	110		06.01	01.05						
	1.8 T	132		06.01	01.05						
	1.8 T quattro			06.01	01.05						
	1.9 TDI			06.01	01.05						
	2.0			08.01	01.05						
	2.4	100		06.01	01.05						
	2.4	115		06.01	01.05						
	2.4	121		06.01	01.05						
	2.4 quattro			06.01	01.05						
	2.5 TDI	110		06.01	01.05						
	2.5 TDI	120		07.02	01.05						
	2.5 TDI	132		06.01	01.05						
	2.5 TDI quattro			06.01	01.05						
	2.7 T			06.01	01.05						
	2.7 T quattro			06.01	01.05						
	2.8			06.01	01.05						
	2.8 quattro			06.01	01.05						
	3.0			06.01	01.05						
	3.0 quattro			06.01	01.05						
	4.2 quattro			06.01	01.05						
	S6			06.01	01.05						
AUDI A6 Allroad (00-05)											
	2.5 TDI			05.00	07.05	PR: 1LA	13.0470-7166.2	LD7166		23762 20,4 +/WK	ATE
	2.7 T			05.00	07.05	PR: 1LA					
	2.5 TDI			05.00	07.05		13.0470-2886.2	LD2886		20961 16,2 /S	LUC
	2.7 T			05.00	07.05						
	4.2			07.02	07.05						
AUDI A6 (4F2/C6) Limousine (04-11)											
	2.0 TDI	100		06.05	03.11	PR: 1LT	13.0470-7110.2	LD7110		23018 20,3 +/WK	ATE
	2.0 TDI	103		10.08	03.11	PR: 1LT					
	2.0 TDI	103		10.08	03.11	PR: 1LT					
	2.0 TDI	103		10.08	03.11	PR: 1LT					
	2.0 TDI	103		07.04	03.11	PR: 1LT					
	2.0 TDI	125		10.08	03.11	PR: 1LT					
↓											

¹⁾ electric parking brake / fr.di stazionamento elettrico / frein à main électrique / freno de mano eléctrico



AUDI A6 (4F2/C6) Limousine (04-11)

	2.0 TFSI	125	06.05	03.11	PR: 1LT	13.0470-7110.2	LD7110		23018 20,3 +WK	ATE
	2.4	130	04.04	03.11	PR: 1LT					
	2.4 quattro	130	01.05	03.11	PR: 1LT					
	2.7 TDI	120	11.04	03.11	PR: 1LT					
	2.7 TDI	132	11.04	03.11	PR: 1LT					
	2.7 TDI quattro	120	06.05	03.11	PR: 1LT					
	2.7 TDI quattro	132	11.04	03.11	PR: 1LT					
	2.7 TDI quattro	140	10.08	03.11	PR: 1LT					
	2.8 FSI	140	10.08	03.11	PR: 1LT					
	2.8 FSI	154	11.06	03.11	PR: 1LT					
	2.8 FSI	162	10.08	03.11	PR: 1LT					
	2.8 FSI quattro	140	10.08	03.11	PR: 1LT					
	2.8 FSI quattro	154	04.07	03.11	PR: 1LT					
	2.8 FSI quattro	162	10.08	03.11	PR: 1LT					
	3.0	160	04.04	03.11	PR: 1LT					
	3.0 quattro	160	04.04	03.11	PR: 1LT					
	3.0 TDI quattro	155	04.04	03.11	PR: 1LT					
	3.0 TDI quattro	165	04.04	03.11	PR: 1LT					
3.0 TDI quattro	171	06.06	03.11	PR: 1LT						
3.2 FSI	171	04.04	03.11	PR: 1LT						
3.2 FSI quattro	188	04.04	03.11	PR: 1LT						
	2.0 TDI	100	06.05	03.11	PR: 1LG,1LD,1ZL,1LH	13.0470-7201.2	LD7201		23763 20,3 +WK	ATE
	2.0 TDI	103	07.04	03.11	PR: 1LG,1LD,1ZL,1LH					
	2.0 TDI	125	10.08	03.11	PR: 1LG,1ZL					
	2.0 TFSI	125	06.05	03.11	PR: 1LG,1LD,1ZL,1LH					
	2.4	130	04.04	03.11	PR: 1LG,1LD,1ZL,1LH					
	2.4 quattro	130	01.05	03.11	PR: 1LG,1LD,1ZL,1LH					
	2.7 TDI	120	11.04	03.11	PR: 1LG,1LD,1ZL,1LH					
	2.7 TDI	132	11.04	03.11	PR: 1LG,1LD,1ZL,1LH					
	2.7 TDI	140	10.08	03.11	PR: 1LG,1ZL					
	2.7 TDI quattro	120	06.05	03.11	PR: 1LG,1LD,1ZL,1LH					
	2.7 TDI quattro	132	11.04	03.11	PR: 1LG,1LD,1ZL,1LH					
	2.7 TDI quattro	140	10.08	03.11	PR: 1LG,1ZL					
	2.8 FSI	140	10.08	03.11	PR: 1LG,1ZL					
	2.8 FSI	154	11.06	03.11	PR: 1LG,1LD,1ZL,1LH					
	2.8 FSI	162	10.08	03.11	PR: 1LG,1ZL					
	2.8 FSI quattro	140	10.08	03.11	PR: 1LG,1ZL					
	2.8 FSI quattro	154	04.07	03.11	PR: 1LG,1LD,1ZL,1LH					
	2.8 FSI quattro	162	10.08	03.11	PR: 1LG,1ZL					
	3.0	160	04.04	03.11	PR: 1LG,1LD,1ZL,1LH					
	3.0 quattro	160	04.04	03.11	PR: 1LG,1LD,1ZL,1LH					
	3.0 TDI quattro	155	04.04	03.11	PR: 1LG,1LD,1ZL,1LH					
3.0 TDI quattro	165	04.04	03.11	PR: 1LG,1LD,1ZL,1LH						
3.0 TDI quattro	171	04.04	03.11	PR: 1LG,1LD,1ZL,1LH						
3.0 TDI quattro	176	10.08	03.11	PR: 1LG,1ZL						
3.0 TFSI quattro	176	10.08	03.11	PR: 1LG,1ZL						
3.2 FSI	176	04.04	03.11	PR: 1LG,1LD,1ZL,1LH						
3.2 FSI quattro	188	04.04	03.11	PR: 1LG,1LD,1ZL,1LH						
	2.0 TDI	100	06.05	03.11	PR: 1KD,2ED	13.0470-2880.2	LD2880	elektrische Feststellbremse ¹⁾	23914 17,1 /WE/Zub/S	LUC
	2.0 TDI	103	07.04	03.11	PR: 1KD,2ED					
	2.0 TDI	125	10.08	03.11	PR: 1KD					
	2.0 TFSI	125	06.05	03.11	PR: 1KD,2ED					
	2.4	130	04.04	03.11	PR: 1KD,2ED					
	2.4 quattro	130	01.05	03.11	PR: 1KD,2ED					
	2.7 TDI	120	11.04	03.11	PR: 1KD,2ED					
	2.7 TDI	132	11.04	03.11	PR: 1KD,2ED					
	2.7 TDI	140	10.08	03.11	PR: 1KD					
	2.7 TDI quattro	120	06.05	03.11	PR: 1KD,2ED					
	2.7 TDI quattro	132	11.04	03.11	PR: 1KD,2ED					
	2.7 TDI quattro	140	10.08	03.11	PR: 1KD					
	2.8 FSI	140	10.08	03.11	PR: 1KD					
	2.8 FSI	154	11.06	03.11	PR: 1KD,2ED					
	2.8 FSI	162	10.08	03.11	PR: 1KD					
	2.8 FSI quattro	140	10.08	03.11	PR: 1KD					
	2.8 FSI quattro	154	04.07	03.11	PR: 1KD,2ED					
	2.8 FSI quattro	162	10.08	03.11	PR: 1KD					
	3.0	160	04.04	03.11	PR: 1KD,2ED					
	3.0 quattro	160	04.04	03.11	PR: 1KD,2ED					
	3.0 TDI quattro	155	04.04	03.11	PR: 1KD,2ED					
3.0 TDI quattro	165	04.04	03.11	PR: 1KD,2ED						
3.0 TDI quattro	171	06.06	03.11	PR: 1KD,2ED						
3.0 TDI quattro	176	10.08	03.11	PR: 1KD						
3.0 TFSI quattro	176	10.08	03.11	PR: 1KD						
3.2 FSI	176	04.04	03.11	PR: 1KD,2ED						
3.2 FSI quattro	188	04.04	03.11	PR: 1KD,2ED						
4.2 FSI quattro	257	06.06	03.11	PR: 1KD,2ED						
4.2 quattro	246	04.04	03.11	PR: 1KD,2ED						
	2.0 TDI	100	06.05	03.11	PR: 1KW,2EE	13.0470-2888.2	LD2888	elektrische Feststellbremse ¹⁾	23326 17,4 /WE/S	LUC
	2.0 TDI	103	07.04	03.11	PR: 1KW,2EE					
	2.0 TDI	125	10.08	03.11	PR: 1KW					
	2.0 TFSI	125	06.05	03.11	PR: 1KW,2EE					
	2.4	130	04.04	03.11	PR: 1KW,2EE					
	2.4 quattro	130	01.05	03.11	PR: 1KW,2EE					
	2.7 TDI	120	11.04	03.11	PR: 1KW,2EE					
	2.7 TDI	132	11.04	03.11	PR: 1KW,2EE					
	2.7 TDI	140	10.08	03.11	PR: 1KW					
	2.7 TDI quattro	120	06.05	03.11	PR: 1KW,2EE					
	2.7 TDI quattro	132	11.04	03.11	PR: 1KW,2EE					
	2.7 TDI quattro	140	10.08	03.11	PR: 1KW					
	2.7 TDI quattro	176	06.05	03.11	PR: 1KW,2EE					

¹⁾ electric parking brake / fr.di stazionamento elettrico / frein à main électrique / freno de mano eléctrico





AUDI A6 (4F2/C6) Limousine (04-11)

	2.7 TDI quattro	132	11.04	03.11	PR: 1KW,2EE	13.0470-2888.2	LD2888	elektrische Feststellbremse ¹⁾	23326 17,4 /WE/S	LUC
	2.7 TDI quattro	140	10.08	03.11	PR: 1KW					
	2.8 FSI	140	10.08	03.11	PR: 1KW					
	2.8 FSI	154	11.06	03.11	PR: 1KW,2EE					
	2.8 FSI	162	10.08	03.11	PR: 1KW					
	2.8 FSI quattro	140	10.08	03.11	PR: 1KW					
	2.8 FSI quattro	154	04.07	03.11	PR: 1KW,2EE					
	2.8 FSI quattro	162	10.08	03.11	PR: 1KW					
	3.0	160	04.04	03.11	PR: 1KW,2EE					
	3.0 quattro	160	04.04	03.11	PR: 1KW,2EE					
	3.0 TDI quattro	155	04.04	03.11	PR: 1KW,2EE					
	3.0 TDI quattro	165	04.04	03.11	PR: 1KW,2EE					
	3.0 TDI quattro	171	06.06	03.11	PR: 1KW,2EE					
	3.0 TDI quattro	176	10.08	03.11	PR: 1KW					
	3.0 TFSI quattro		10.08	03.11	PR: 1KW					
	3.2 FSI		04.04	03.11	PR: 1KW,2EE					
	3.2 FSI quattro	188	04.04	03.11	PR: 1KW,2EE					
	4.2 FSI quattro	257	06.06	03.11	PR: 1KW,2EE					
	4.2 quattro	246	04.04	03.11	PR: 1KW,2EE					
		2.0 TDI	100	06.05	03.11					
2.0 TDI		103	07.04	03.11	PR: 1KQ					
2.0 TDI		125	10.08	03.11	PR: 1KQ					
2.0 TFSI		125	06.05	03.11	PR: 1KQ					
2.4		130	04.04	03.11	PR: 1KQ					
2.4 quattro		130	01.05	03.11	PR: 1KQ					
2.7 TDI		120	11.04	03.11	PR: 1KQ					
2.7 TDI		132	11.04	03.11	PR: 1KQ					
2.7 TDI		140	10.08	03.11	PR: 1KQ					
2.7 TDI quattro		120	06.05	03.11	PR: 1KQ					
2.7 TDI quattro		132	11.04	03.11	PR: 1KQ					
2.7 TDI quattro		140	10.08	03.11	PR: 1KQ					
2.8 FSI		140	10.08	03.11	PR: 1KQ					
2.8 FSI		154	11.06	03.11	PR: 1KQ					
2.8 FSI		162	10.08	03.11	PR: 1KQ					
2.8 FSI quattro		140	10.08	03.11	PR: 1KQ					
2.8 FSI quattro		154	04.07	03.11	PR: 1KQ					
2.8 FSI quattro		162	10.08	03.11	PR: 1KQ					
3.0		160	04.04	03.11	PR: 1KQ					
3.0 quattro		160	04.04	03.11	PR: 1KQ					
3.0 TDI quattro		155	04.04	03.11	PR: 1KQ					
3.0 TDI quattro		165	04.04	03.11	PR: 1KQ					
3.0 TDI quattro		171	06.06	03.11	PR: 1KQ					
3.0 TDI quattro		176	10.08	03.11	PR: 1KQ					
3.0 TFSI quattro			10.08	03.11	PR: 1KQ					
3.2 FSI			04.04	03.11	PR: 1KQ					
3.2 FSI quattro		188	04.04	03.11	PR: 1KQ					
4.2 FSI quattro		257	06.06	03.11	PR: 1KQ					
4.2 quattro		246	04.04	03.11	PR: 1KQ					

AUDI A6 (4F5/C6) Avant (05-11)

	2.0 TDI	100	06.05	08.11	PR: 1LT	13.0470-7110.2	LD7110		23018 20,3 +/WK	ATE
	2.0 TDI	103	03.05	08.11	PR: 1LT					
	2.0 TDI	125	10.08	08.11	PR: 1LT					
	2.0 TFSI	125	06.05	08.11	PR: 1LT					
	2.4	130	03.05	08.11	PR: 1LT					
	2.4 quattro	130	03.05	08.11	PR: 1LT					
	2.7 TDI	120	03.05	08.11	PR: 1LT					
	2.7 TDI	132	03.05	08.11	PR: 1LT					
	2.7 TDI	140	10.08	08.11	PR: 1LT					
	2.7 TDI quattro	120	06.05	08.11	PR: 1LT					
	2.7 TDI quattro	132	03.05	08.11	PR: 1LT					
	2.7 TDI quattro	140	10.08	08.11	PR: 1LT					
	2.8 FSI	140	10.08	08.11	PR: 1LT					
	2.8 FSI	154	11.06	08.11	PR: 1LT					
	2.8 FSI	162	10.08	08.11	PR: 1LT					
	2.8 FSI quattro	140	10.08	08.11	PR: 1LT					
	2.8 FSI quattro	154	04.07	08.11	PR: 1LT					
	2.8 FSI quattro	162	10.08	08.11	PR: 1LT					
	3.0	160	03.05	08.11	PR: 1LT					
	3.0 quattro	160	03.05	08.11	PR: 1LT					
3.0 TDI quattro	155	03.05	08.11	PR: 1LT						
3.0 TDI quattro	165	03.05	08.11	PR: 1LT						
3.0 TDI quattro	171	06.06	08.11	PR: 1LT						
3.0 TDI quattro	176	10.08	08.11	PR: 1LT						
3.0 TFSI quattro		10.08	08.11	PR: 1LT						
3.2 FSI	188	03.05	08.11	PR: 1LT						
3.2 FSI quattro	188	03.05	08.11	PR: 1LT						
	2.0 TDI	100	06.05	08.11	PR: 1LG,1LD,1ZL,1LH	13.0470-7201.2	LD7201		23763 20,3 +/WK	ATE
	2.0 TDI	103	03.05	08.11	PR: 1LG,1LD,1ZL,1LH					
	2.0 TDI	125	10.08	08.11	PR: 1LG,1ZL					
	2.0 TFSI	125	06.05	08.11	PR: 1LG,1LD,1ZL,1LH					
	2.4	130	03.05	08.11	PR: 1LG,1LD,1ZL,1LH					
	2.4 quattro	130	03.05	08.11	PR: 1LG,1LD,1ZL,1LH					
	2.7 TDI	120	03.05	08.11	PR: 1LG,1LD,1ZL,1LH					
	2.7 TDI	132	03.05	08.11	PR: 1LG,1LD,1ZL,1LH					
	2.7 TDI	140	10.08	08.11	PR: 1LG,1ZL					
	2.7 TDI quattro	120	06.05	08.11	PR: 1LG,1LD,1ZL,1LH					

¹⁾ electric parking brake / fr.di stazionamento elettrico / frein à main électrique / freno de mano eléctrico

AUDI A6 (4F5/C6) Avant (05-11)

	2.7 TDI quattro	132	03.05	08.11	PR: 1LG,1LD,1ZL,1LH	13.0470-7201.2	LD7201		23763 20,3 +WK	ATE
	2.7 TDI quattro	140	10.08	08.11	PR: 1LG,1ZL					
	2.8 FSI	140	10.08	08.11	PR: 1LG,1ZL					
	2.8 FSI	154	11.06	08.11	PR: 1LG,1LD,1ZL,1LH					
	2.8 FSI	162	10.08	08.11	PR: 1LG,1ZL					
	2.8 FSI quattro	140	10.08	08.11	PR: 1LG,1ZL					
	2.8 FSI quattro	154	04.07	08.11	PR: 1LG,1LD,1ZL,1LH					
	2.8 FSI quattro	162	10.08	08.11	PR: 1LG,1ZL					
	3.0	160	03.05	08.11	PR: 1LG,1LD,1ZL,1LH					
	3.0 quattro	160	03.05	08.11	PR: 1LG,1LD,1ZL,1LH					
	3.0 TDI quattro	155	03.05	08.11	PR: 1LG,1LD,1ZL,1LH					
	3.0 TDI quattro	165	03.05	08.11	PR: 1LG,1LD,1ZL,1LH					
	3.0 TDI quattro	171	06.06	08.11	PR: 1LG,1LD,1ZL,1LH					
	3.0 TDI quattro	176	10.08	08.11	PR: 1LG,1ZL					
	3.0 TFSI quattro		10.08	08.11	PR: 1LG,1ZL					
	3.2 FSI	188	03.05	08.11	PR: 1LG,1LD,1ZL,1LH					
3.2 FSI quattro	188	03.05	08.11	PR: 1LG,1LD,1ZL,1LH						
	2.0 TDI	100	06.05	08.11	PR: 1KD,2ED	13.0470-2880.2	LD2880	elektrische Feststellbremse ¹⁾	23914 17,1 /WE/Zub/S	LUC
	2.0 TDI	103	03.05	08.11	PR: 1KD,2ED					
	2.0 TDI	125	10.08	08.11	PR: 1KD					
	2.0 TFSI	125	06.05	08.11	PR: 1KD,2ED					
	2.4	130	03.05	08.11	PR: 1KD,2ED					
	2.4 quattro	130	03.05	08.11	PR: 1KD,2ED					
	2.7 TDI	120	03.05	08.11	PR: 1KD,2ED					
	2.7 TDI	132	03.05	08.11	PR: 1KD,2ED					
	2.7 TDI	140	10.08	08.11	PR: 1KD					
	2.7 TDI quattro	120	06.05	08.11	PR: 1KD,2ED					
	2.7 TDI quattro	132	03.05	08.11	PR: 1KD,2ED					
	2.7 TDI quattro	140	10.08	08.11	PR: 1KD					
	2.8 FSI	140	10.08	08.11	PR: 1KD					
	2.8 FSI	154	11.06	08.11	PR: 1KD,2ED					
	2.8 FSI	162	10.08	08.11	PR: 1KD					
	2.8 FSI quattro	140	10.08	08.11	PR: 1KD					
	2.8 FSI quattro	154	04.07	08.11	PR: 1KD,2ED					
	2.8 FSI quattro	162	10.08	08.11	PR: 1KD					
	3.0	160	03.05	08.11	PR: 1KD,2ED					
	3.0 quattro	160	03.05	08.11	PR: 1KD,2ED					
	3.0 TDI quattro	155	03.05	08.11	PR: 1KD,2ED					
	3.0 TDI quattro	165	03.05	08.11	PR: 1KD,2ED					
	3.0 TDI quattro	171	06.06	08.11	PR: 1KD,2ED					
	3.0 TDI quattro	176	10.08	08.11	PR: 1KD					
	3.0 TFSI quattro		10.08	08.11	PR: 1KD					
	3.2 FSI	188	03.05	08.11	PR: 1KD,2ED					
3.2 FSI quattro	188	03.05	08.11	PR: 1KD,2ED						
4.2 FSI quattro	257	06.06	08.11	PR: 1KD,2ED						
4.2 quattro	246	03.05	08.11	PR: 1KD,2ED						
	2.0 TDI	100	06.05	08.11	PR: 1KW,2EE	13.0470-2888.2	LD2888	elektrische Feststellbremse ¹⁾	23326 17,4 /WE/S	LUC
	2.0 TDI	103	03.05	08.11	PR: 1KW,2EE					
	2.0 TDI	125	10.08	08.11	PR: 1KW					
	2.0 TFSI	125	06.05	08.11	PR: 1KW,2EE					
	2.4	130	03.05	08.11	PR: 1KW,2EE					
	2.4 quattro	130	03.05	08.11	PR: 1KW,2EE					
	2.7 TDI	120	03.05	08.11	PR: 1KW,2EE					
	2.7 TDI	132	03.05	08.11	PR: 1KW,2EE					
	2.7 TDI	140	10.08	08.11	PR: 1KW					
	2.7 TDI quattro	120	06.05	08.11	PR: 1KW,2EE					
	2.7 TDI quattro	132	03.05	08.11	PR: 1KW,2EE					
	2.7 TDI quattro	140	10.08	08.11	PR: 1KW					
	2.8 FSI	140	10.08	08.11	PR: 1KW					
	2.8 FSI	154	11.06	08.11	PR: 1KW,2EE					
	2.8 FSI	162	10.08	08.11	PR: 1KW					
	2.8 FSI quattro	140	10.08	08.11	PR: 1KW					
	2.8 FSI quattro	154	04.07	08.11	PR: 1KW,2EE					
	2.8 FSI quattro	162	10.08	08.11	PR: 1KW					
	3.0	160	03.05	08.11	PR: 1KW,2EE					
	3.0 quattro	160	03.05	08.11	PR: 1KW,2EE					
	3.0 TDI quattro	155	03.05	08.11	PR: 1KW,2EE					
	3.0 TDI quattro	165	03.05	08.11	PR: 1KW,2EE					
	3.0 TDI quattro	171	06.06	08.11	PR: 1KW,2EE					
	3.0 TDI quattro	176	10.08	08.11	PR: 1KW					
	3.0 TFSI quattro		10.08	08.11	PR: 1KW					
	3.2 FSI	188	03.05	08.11	PR: 1KW,2EE					
3.2 FSI quattro	188	03.05	08.11	PR: 1KW,2EE						
4.2 FSI quattro	257	06.06	08.11	PR: 1KW,2EE						
4.2 quattro	246	03.05	08.11	PR: 1KW,2EE						
	2.0 TDI	100	06.05	08.11	PR: 1KQ	13.0470-2749.2	LD2749	elektrische Feststellbremse ¹⁾	24483 16,9 /Zub/S	LUC
	2.0 TDI	103	03.05	08.11	PR: 1KQ					
	2.0 TDI	125	10.08	08.11	PR: 1KQ					
	2.0 TFSI	125	06.05	08.11	PR: 1KQ					
	2.4	130	03.05	08.11	PR: 1KQ					
	2.4 quattro	130	03.05	08.11	PR: 1KQ					
	2.7 TDI	120	03.05	08.11	PR: 1KQ					
	2.7 TDI	132	03.05	08.11	PR: 1KQ					
	2.7 TDI	140	10.08	08.11	PR: 1KQ					
	2.7 TDI quattro	120	06.05	08.11	PR: 1KQ					
	2.7 TDI quattro	132	03.05	08.11	PR: 1KQ					
2.7 TDI quattro	140	10.08	08.11	PR: 1KQ						

¹⁾ electric parking brake / fr.di stazionamento elettrico / frein à main électrique / freno de mano eléctrico



AUDI A6 (4F5/C6) Avant (05-11)

	2.8 FSI	140	10.08	08.11	PR: 1KQ	13.0470-2749.2	LD2749	elektrische Feststellbremse ¹⁾	24483 16,9 /Zub/S	LUC
	2.8 FSI	154	11.06	08.11	PR: 1KQ					
	2.8 FSI	162	10.08	08.11	PR: 1KQ					
	2.8 FSI quattro	140	10.08	08.11	PR: 1KQ					
	2.8 FSI quattro	154	04.07	08.11	PR: 1KQ					
	2.8 FSI quattro	162	10.08	08.11	PR: 1KQ					
	3.0	160	03.05	08.11	PR: 1KQ					
	3.0 quattro	160	03.05	08.11	PR: 1KQ					
	3.0 TDI quattro	155	03.05	08.11	PR: 1KQ					
	3.0 TDI quattro	165	03.05	08.11	PR: 1KQ					
	3.0 TDI quattro	171	06.06	08.11	PR: 1KQ					
	3.0 TDI quattro	176	10.08	08.11	PR: 1KQ					
	3.0 TFSI quattro		10.08	08.11	PR: 1KQ					
	3.2 FSI	188	03.05	08.11	PR: 1KQ					
	3.2 FSI quattro	188	03.05	08.11	PR: 1KQ					
4.2 FSI quattro	257	06.06	08.11	PR: 1KQ						
4.2 quattro	246	03.05	08.11	PR: 1KQ						

AUDI A6 Allroad (06-11)

	2.7 TDI	120	05.06	05.11	PR: 1LG,1ZL	13.0470-7201.2	LD7201		23763 20,3 +/WK	ATE
	2.7 TDI	132	05.06	05.11	PR: 1LG,1ZL					
	2.7 TDI	140	10.08	05.11	PR: 1LG,1ZL					
	3.0 TDI	155	05.06	05.11	PR: 1LG,1ZL					
	3.0 TDI	171	05.06	05.11	PR: 1LG,1ZL					
	3.0 TDI	176	10.08	05.11	PR: 1LG,1ZL					
	3.0 TFSI	213	10.08	05.11	PR: 1LG,1ZL					
	3.2 FSI	188	05.06	05.11	PR: 1LG,1ZL	13.0470-2880.2	LD2880	elektrische Feststellbremse ¹⁾	23914 17,1 /WE/Zub/S	LUC
	2.7 TDI	120	05.06	05.11	PR: 1KD					
	2.7 TDI	132	05.06	05.11	PR: 1KD					
	2.7 TDI	140	10.08	05.11	PR: 1KD					
	3.0 TDI	155	05.06	05.11	PR: 1KD					
	3.0 TDI	171	05.06	05.11	PR: 1KD					
	3.0 TDI	176	10.08	05.11	PR: 1KD					
	3.0 TFSI	213	10.08	05.11	PR: 1KD	13.0470-2888.2	LD2888	elektrische Feststellbremse ¹⁾	23326 17,4 /WE/S	LUC
	3.2 FSI	188	05.06	05.11	PR: 1KW,2EE					
	4.2 FSI	257	05.06	05.11	PR: 1KW,2EE					
	2.7 TDI	120	05.06	05.11	PR: 1KW,2EE					
	2.7 TDI	132	05.06	05.11	PR: 1KW,2EE					
	2.7 TDI	140	10.08	05.11	PR: 1KW,2EE					
	3.0 TDI	155	05.06	05.11	PR: 1KW,2EE					
3.0 TDI	171	05.06	05.11	PR: 1KW,2EE						
3.0 TDI	176	10.08	05.11	PR: 1KW,2EE						
3.0 TFSI	213	10.08	05.11	PR: 1KW,2EE						
3.2 FSI	188	05.06	05.11	PR: 1KW,2EE						
4.2 FSI	257	05.06	05.11	PR: 1KW,2EE						

AUDI A6 (4G2/C7) Limousine (11-)

	1.8 TFSI	140	09.14		PR: 1LA,1LJ	13.0470-2765.2	LD2765	Federmaß 46 mm ²⁾	24743 19,2 +/WK/S	LUC
	2.0 TDI	100	01.12		PR: 1LA,1LJ					
	2.0 TDI	110	09.14		PR: 1LA,1LJ					
	2.0 TDI	120	04.11		PR: 1LA,1LJ					
	2.0 TDI	130	04.11		PR: 1LA,1LJ					
	2.0 TDI quattro	140	04.15		PR: 1LA,1LJ					
	2.0 TDI ultra	140	11.13		PR: 1LA,1LJ					
	2.0 TFSI	132	04.11		PR: 1LA,1LJ					
	2.0 TFSI	155	04.11		PR: 1LA,1LJ					
	2.0 TFSI	162	05.13		PR: 1LA,1LJ					
	2.0 TFSI	185	09.14		PR: 1LA,1LJ					
	2.0 TFSI hybrid	155	11.11		PR: 1LA,1LJ					
	2.0 TFSI quattro	155	05.12		PR: 1LA,1LJ					
	2.0 TFSI quattro	162	05.13		PR: 1LA,1LJ					
	2.8 FSI	150	04.11		PR: 1LA,1LJ					
	2.8 FSI quattro	150	04.11		PR: 1LA,1LJ					
	3.0 TDI	150	04.11		PR: 1LA,1LJ					
	3.0 TDI	155	09.14		PR: 1LA,1LJ					
	3.0 TDI	160	09.14		PR: 1LA,1LJ					
	3.0 TDI quattro	150	04.11		PR: 1LA,1LJ					
	3.0 TDI quattro	155	09.14		PR: 1LA,1LJ					
	3.0 TDI quattro	160	09.14		PR: 1LA,1LJ					
	3.0 TDI quattro	176	05.13		PR: 1LA,1LJ					
	3.0 TDI quattro	180	04.11		PR: 1LA,1LJ					
	3.0 TDI quattro	200	09.14		PR: 1LA,1LJ					
3.0 TFSI quattro		04.11		PR: 1LA,1LJ						
	1.8 TFSI	140	09.14		PR: 1LL,1ZK	13.0470-7280.2	LD7280		25158 20,3 +/WK	ATE
	2.0 TDI	100	01.12		PR: 1LL,1ZK					
	2.0 TDI	110	09.14		PR: 1LL,1ZK					
	2.0 TDI	120	04.11		PR: 1LL,1ZK					
	2.0 TDI	130	04.11		PR: 1LL,1ZK					
	2.0 TDI quattro	140	04.15		PR: 1LL,1ZK					
	2.0 TDI ultra	140	11.13		PR: 1LL,1ZK					
	2.0 TFSI	132	04.11		PR: 1LL,1ZK					
	2.0 TFSI	155	04.11		PR: 1LL,1ZK					
	2.0 TFSI	162	05.13		PR: 1LL,1ZK					
	2.0 TFSI	185	09.14		PR: 1LL,1ZK					
	2.0 TFSI hybrid	155	11.11		PR: 1LL,1ZK					
	2.0 TFSI quattro	155	05.12		PR: 1LL,1ZK					
	2.0 TFSI quattro	162	05.13		PR: 1LL,1ZK					

¹⁾ electric parking brake / fr.di stazionamento elettrico / frein à main électrique / freno de mano eléctrico
²⁾ spring dimension 46 mm / dimensioni molla 46 mm / dimension de ressort 46 mm / medida de muelle 46 mm



AUDI A6 (4G2/C7) Limousine (11-)

















	2.8 FSI	150	04.11	PR: 1LL,1ZK	13.0470-7280.2	LD7280		25158 20,3 +/WK	ATE
	2.8 FSI quattro	150	04.11	PR: 1LL,1ZK					
	3.0 TDI	150	04.11	PR: 1LL,1ZK					
	3.0 TDI	155	09.14	PR: 1LL,1ZK					
	3.0 TDI	160	09.14	PR: 1LL,1ZK					
	3.0 TDI quattro	150	04.11	PR: 1LL,1ZK					
	3.0 TDI quattro	155	09.14	PR: 1LL,1ZK					
	3.0 TDI quattro	160	09.14	PR: 1LL,1ZK					
	3.0 TDI quattro	176	05.13	PR: 1LL,1ZK					
	3.0 TDI quattro	180	04.11	PR: 1LL,1ZK					
	3.0 TDI quattro	200	09.14	PR: 1LL,1ZK					
	3.0 TFSI quattro		04.11	PR: 1LL,1ZK					
	1.8 TFSI	140	09.14	PR: 1LF					
2.0 TDI	100	01.12	PR: 1LF						
2.0 TDI	110	09.14	PR: 1LF						
2.0 TDI	120	07.11	PR: 1LF						
2.0 TDI	130	07.11	PR: 1LF						
2.0 TDI quattro	140	04.15	PR: 1LF						
2.0 TDI ultra	140	11.13	PR: 1LF						
2.0 TFSI	132	07.11	PR: 1LF						
2.0 TFSI	155	07.11	PR: 1LF						
2.0 TFSI	162	05.13	PR: 1LF						
2.0 TFSI	185	09.14	PR: 1LF						
2.0 TFSI hybrid	155	11.11	PR: 1LF						
2.0 TFSI quattro	155	05.12	PR: 1LF						
2.0 TFSI quattro	162	05.13	PR: 1LF						
2.8 FSI	150	07.11	PR: 1LF						
2.8 FSI quattro	150	07.11	PR: 1LF						
3.0 TDI	150	07.11	PR: 1LF						
3.0 TDI	155	09.14	PR: 1LF						
3.0 TDI	160	09.14	PR: 1LF						
3.0 TDI quattro	150	07.11	PR: 1LF						
3.0 TDI quattro	155	09.14	PR: 1LF						
3.0 TDI quattro	160	09.14	PR: 1LF						
3.0 TDI quattro	176	05.13	PR: 1LF						
3.0 TDI quattro	180	07.11	PR: 1LF						
3.0 TDI quattro	200	09.14	PR: 1LF						
3.0 TFSI quattro		07.11	PR: 1LF						

AUDI A6 (4G5/C7) Avant (11-)

	1.8 TFSI	140	09.14	PR: 1LA,1LJ	13.0470-2765.2	LD2765	Federmaß 46 mm ¹⁾	24743 19,2 +/WK/S	LUC
	2.0 TDI	100	01.12	PR: 1LA,1LJ					
	2.0 TDI	110	09.14	PR: 1LA,1LJ					
	2.0 TDI	120	09.11	PR: 1LA,1LJ					
	2.0 TDI	130	09.11	PR: 1LA,1LJ					
	2.0 TDI quattro	140	04.15	PR: 1LA,1LJ					
	2.0 TDI ultra	140	11.13	PR: 1LA,1LJ					
	2.0 TFSI	132	06.11	PR: 1LA,1LJ					
	2.0 TFSI	185	09.14	PR: 1LA,1LJ					
	2.8 FSI	150	09.11	PR: 1LA,1LJ					
	2.8 FSI quattro	150	09.11	PR: 1LA,1LJ					
	3.0 TDI	150	09.11	PR: 1LA,1LJ					
	3.0 TDI	155	09.14	PR: 1LA,1LJ					
	3.0 TDI	160	09.14	PR: 1LA,1LJ					
	3.0 TDI quattro	150	09.11	PR: 1LA,1LJ					
	3.0 TDI quattro	155	09.14	PR: 1LA,1LJ					
	3.0 TDI quattro	160	09.14	PR: 1LA,1LJ					
	3.0 TDI quattro	180	09.11	PR: 1LA,1LJ					
	3.0 TDI quattro	200	09.14	PR: 1LA,1LJ					
	3.0 TFSI quattro		09.11	PR: 1LA,1LJ					
	1.8 TFSI	140	09.14	PR: 1LL,1ZK					
2.0 TDI	100	01.12	PR: 1LL,1ZK						
2.0 TDI	110	09.14	PR: 1LL,1ZK						
2.0 TDI	120	09.11	PR: 1LL,1ZK						
2.0 TDI	130	09.11	PR: 1LL,1ZK						
2.0 TDI quattro	140	04.15	PR: 1LL,1ZK						
2.0 TDI ultra	140	11.13	PR: 1LL,1ZK						
2.0 TFSI	132	06.11	PR: 1LL,1ZK						
2.0 TFSI	185	09.14	PR: 1LL,1ZK						
2.8 FSI	150	09.11	PR: 1LL,1ZK						
2.8 FSI quattro	150	09.11	PR: 1LL,1ZK						
3.0 TDI	150	09.11	PR: 1LL,1ZK						
3.0 TDI	155	09.14	PR: 1LL,1ZK						
3.0 TDI	160	09.14	PR: 1LL,1ZK						
3.0 TDI quattro	150	09.11	PR: 1LL,1ZK						
3.0 TDI quattro	155	09.14	PR: 1LL,1ZK						
3.0 TDI quattro	160	09.14	PR: 1LL,1ZK						
3.0 TDI quattro	180	09.11	PR: 1LL,1ZK						
3.0 TDI quattro	200	09.14	PR: 1LL,1ZK						
3.0 TFSI quattro		09.11	PR: 1LL,1ZK						
1.8 TFSI	140	09.14	PR: 1LF	13.0470-7280.2	LD7280		25158 20,3 +/WK	ATE	
2.0 TDI	100	01.12	PR: 1LF						
2.0 TDI	110	09.14	PR: 1LF						
2.0 TDI	120	09.11	PR: 1LF						
2.0 TDI	130	09.11	PR: 1LF						
2.0 TDI quattro	140	04.15	PR: 1LF						
2.0 TDI ultra	140	11.13	PR: 1LF						

¹⁾ spring dimension 46 mm / dimensioni molla 46 mm / dimension de ressort 46 mm / medida de muelle 46 mm



        												
AUDI A6 (4G5/C7) Avant (11-)												
	2.0 TFSI	132		06.11	PR: 1LF	13.0470-7280.2	LD7280			25158 20,3 +/WK	ATE	
	2.0 TFSI	185		09.14	PR: 1LF							
	2.8 FSI	150		09.11	PR: 1LF							
	2.8 FSI quattro	150		09.11	PR: 1LF							
	3.0 TDI	150		09.11	PR: 1LF							
	3.0 TDI	155		09.14	PR: 1LF							
	3.0 TDI	160		09.14	PR: 1LF							
	3.0 TDI quattro	150		09.11	PR: 1LF							
	3.0 TDI quattro	155		09.14	PR: 1LF							
	3.0 TDI quattro	160		09.14	PR: 1LF							
	3.0 TDI quattro	180		09.11	PR: 1LF							
	3.0 TDI quattro	200		09.14	PR: 1LF							
3.0 TFSI quattro			09.11	PR: 1LF								
AUDI A6 Allroad (12-)												
	3.0 TDI quattro	150		01.12	PR: 1LJ	13.0470-2765.2	LD2765		Federmaß 46 mm ¹⁾	24743 19,2 +/WK/S	LUC	
	3.0 TDI quattro	155		09.14	PR: 1LJ							
	3.0 TDI quattro	160		09.14	PR: 1LJ							
	3.0 TDI quattro	180		01.12	PR: 1LJ							
	3.0 TDI quattro	200		09.14	PR: 1LJ							
	3.0 TDI quattro	150		01.12	PR: 1LL,1ZK							
	3.0 TDI quattro	155		09.14	PR: 1LL,1ZK							
	3.0 TDI quattro	160		09.14	PR: 1LL,1ZK							
	3.0 TDI quattro	180		01.12	PR: 1LL,1ZK							
	3.0 TDI quattro	200		09.14	PR: 1LL,1ZK							
AUDI A7 Sportback (10-)												
	2.0 TFSI	185		09.14	PR: 1LA,1LJ	13.0470-2765.2	LD2765		Federmaß 46 mm ¹⁾	24743 19,2 +/WK/S	LUC	
	2.8 FSI	150		05.11	PR: 1LA,1LJ							
	2.8 FSI quattro	150		07.10	PR: 1LA,1LJ							
	3.0 TDI	150		11.10	PR: 1LA,1LJ							
	3.0 TDI quattro	150		07.10	PR: 1LA,1LJ							
	3.0 TDI quattro	160		05.14	PR: 1LA,1LJ							
	3.0 TDI quattro	176		05.13	PR: 1LA,1LJ							
	3.0 TDI quattro	180		07.10	PR: 1LA,1LJ							
	3.0 TDI quattro	200		05.14	PR: 1LA,1LJ							
	3.0 TDI ultra	160		05.14	PR: 1LA,1LJ							
	3.0 TFSI quattro			07.10	PR: 1LA,1LJ							
	2.0 TFSI	185		09.14	PR: 1LL,1LF							
	2.8 FSI	150		05.11	PR: 1LL,1LF							
	2.8 FSI quattro	150		07.10	PR: 1LL,1LF							
3.0 TDI	150		11.10	PR: 1LL,1LF								
3.0 TDI quattro	150		07.10	PR: 1LL,1LF								
3.0 TDI quattro	160		05.14	PR: 1LL,1LF								
3.0 TDI quattro	176		05.13	PR: 1LL,1LF								
3.0 TDI quattro	180		07.10	PR: 1LL,1LF								
3.0 TDI quattro	200		05.14	PR: 1LL,1LF								
3.0 TDI ultra	160		05.14	PR: 1LL,1LF								
3.0 TFSI quattro			07.10	PR: 1LL,1LF								
AUDI A8 (94-02)												
	2.5 TDI			10.98	09.02	13.0470-2820.2	LD2820			20961 17,6 /S	LUC	
	2.5 TDI quattro			10.98	09.02							- Sonderfahrzeuge ²⁾
	2.8 30V	142		10.98	09.02							- Sonderfahrzeuge ²⁾
	2.8 30V quattro	142		10.98	09.02							- Sonderfahrzeuge ²⁾
	3.3 TDI quattro			12.99	09.02							- Sonderfahrzeuge ²⁾
	3.7			10.98	09.02							- Sonderfahrzeuge ²⁾
	3.7 quattro			10.98	09.02							- Sonderfahrzeuge ²⁾
	4.2 quattro			10.98	09.02							- Sonderfahrzeuge ²⁾
	6.0 W12 quattro			01.01	09.02							- Sonderfahrzeuge ²⁾
	S8			10.98	09.02							- Sonderfahrzeuge ²⁾
	AUDI A8 (03-09)											
	2.8 FSI	154		08.07	10.09	13.0470-7201.2	LD7201			23763 20,3 +/WK	ATE	
	3.0			07.03	10.09							PR: 1LG
	3.0 TDI quattro			11.03	10.09							PR: 1LG
	3.2 FSI	191		06.05	10.09							PR: 1LG
	3.2 FSI quattro	191		06.05	10.09							PR: 1LG
	3.7 quattro			11.02	10.09							PR: 1LG
AUDI A8 (09-)												
	2.0 TFSI hybrid	155		05.12	PR: 1LL	13.0470-7280.2	LD7280			25158 20,3 +/WK	ATE	
	3.0 TDI	150		09.11	PR: 1LL							
	3.0 TDI quattro			07.10	PR: 1LL							
	3.0 TDI quattro	190		09.13	PR: 1LL							
AUDI Q3 (11-)												
	1.4 TFSI	110		09.13	PR: 1LJ	13.0470-7242.2	LD7242			24332 19,8 +/WK	ATE	
	2.0 TDI	88		03.15	PR: 1LJ							
	2.0 TDI	103		06.11	PR: 1LJ							
	2.0 TDI	110		11.14	PR: 1LJ							
	2.0 TDI	130		05.13	PR: 1LJ							
	2.0 TDI quattro	103		01.12	PR: 1LJ							
	2.0 TDI quattro	110		11.14	PR: 1LJ							
	2.0 TDI quattro	130		06.11	PR: 1LJ							
	2.0 TDI quattro	135		11.14	PR: 1LJ							
	2.0 TFSI quattro	125		06.11	PR: 1LJ							

¹⁾ spring dimension 46 mm / dimensioni molla 46 mm / dimension de ressort 46 mm / medida de muelle 46 mm

²⁾ - special vehicles / - veicoli speciali / - véhicules spécial / - vehículo especial



AUDI Q3 (11-)

	2.0 TFSI quattro	132	11.14	PR: 1LJ	13.0470-7242.2	LD7242		24332 19,8 +/WK	ATE
	2.0 TFSI quattro	155	06.11	PR: 1LJ					
	2.0 TFSI quattro	162	11.14	PR: 1LJ					
	1.4 TFSI	110	09.13	PR: 1ZD	13.0470-7242.2	LD7242		24332 19,8 +/WK	ATE
	2.0 TDI	88	03.15	PR: 1ZD					
	2.0 TDI	103	06.11	PR: 1ZD					
	2.0 TDI	110	11.14	PR: 1ZD					
	2.0 TDI	130	05.13	PR: 1ZD					
	2.0 TDI quattro	103	01.12	PR: 1ZD					
	2.0 TDI quattro	110	11.14	PR: 1ZD					
	2.0 TDI quattro	130	06.11	PR: 1ZD					
	2.0 TDI quattro	135	11.14	PR: 1ZD					
	2.0 TFSI quattro	125	06.11	PR: 1ZD					
2.0 TFSI quattro	132	11.14	PR: 1ZD						
2.0 TFSI quattro	155	06.11	PR: 1ZD						
2.0 TFSI quattro	162	11.14	PR: 1ZD						
	1.4 TFSI	110	09.13	PR: 1KU	13.0470-2749.2	LD2749	elektrische Feststellbremse ¹⁾	24483 16,9 /Zub/S	LUC
	2.0 TDI	103	06.11	PR: 1KU					
	2.0 TDI	130	05.13	PR: 1KU					
	2.0 TDI quattro	103	01.12	PR: 1KU					
	2.0 TDI quattro	130	06.11	PR: 1KU					
	2.0 TFSI quattro	125	06.11	PR: 1KU					
	2.0 TFSI quattro	155	06.11	PR: 1KU					

AUDI Q5 (08-)

	2.0 TDI	100	08.09	PR: 1LA,1ZB	13.0470-2765.2	LD2765	Federmaß 46 mm ²⁾	24743 19,2 +/WK/S	LUC
	2.0 TDI	105	08.09	PR: 1LA,1ZB					
	2.0 TDI	110	05.13	PR: 1LA,1ZB					
	2.0 TDI quattro	100	08.09	PR: 1LA,1ZB					
	2.0 TDI quattro	105	08.09	PR: 1LA,1ZB					
	2.0 TDI quattro	110	05.13	PR: 1LA,1ZB					
	2.0 TDI quattro	120	03.09	PR: 1LA,1ZB					
	2.0 TDI quattro	125	03.09	PR: 1LA,1ZB					
	2.0 TDI quattro	130	09.12	PR: 1LA,1ZB					
	2.0 TFSI hybr.quattro	155	06.11	PR: 1LA,1ZB					
	2.0 TFSI quattro	132	08.09	PR: 1LA,1ZB					
	2.0 TFSI quattro	155	03.09	PR: 1LA,1ZB					
	2.0 TFSI quattro	162	05.13	PR: 1LA,1ZB					
	2.0 TFSI quattro	165	09.12	PR: 1LA,1ZB					
	3.0 TDI quattro	155	03.09	PR: 1LA,1ZB					
	3.0 TDI quattro	176	03.09	PR: 1LA,1ZB					
	3.0 TDI quattro	180	09.12	PR: 1LA,1ZB					
	3.0 TDI quattro	190	11.13	PR: 1LA,1ZB					
	3.0 TFSI quattro	200	09.12	PR: 1LA,1ZB					
	3.2 FSI quattro	199	03.09	PR: 1LA,1ZB					
	2.0 TDI	100	08.09	PR: 1LJ	13.0470-2765.2	LD2765	Federmaß 46 mm ²⁾	24743 19,2 +/WK/S	LUC
	2.0 TDI	105	08.09	PR: 1LJ					
	2.0 TDI	110	05.13	PR: 1LJ					
	2.0 TDI quattro	100	08.09	PR: 1LJ					
	2.0 TDI quattro	105	08.09	PR: 1LJ					
	2.0 TDI quattro	110	05.13	PR: 1LJ					
	2.0 TDI quattro	120	11.08	PR: 1LJ					
	2.0 TDI quattro	125	11.08	PR: 1LJ					
	2.0 TDI quattro	130	09.12	PR: 1LJ					
	2.0 TFSI hybr.quattro	155	06.11	PR: 1LJ					
	2.0 TFSI quattro	132	08.09	PR: 1LJ					
	2.0 TFSI quattro	155	11.08	PR: 1LJ					
	2.0 TFSI quattro	162	05.13	PR: 1LJ					
	2.0 TFSI quattro	165	09.12	PR: 1LJ					
	3.0 TDI quattro	155	11.08	PR: 1LJ					
	3.0 TDI quattro	176	11.08	PR: 1LJ					
	3.0 TDI quattro	180	09.12	PR: 1LJ					
	3.0 TDI quattro	190	11.13	PR: 1LJ					
	3.0 TFSI quattro	200	09.12	PR: 1LJ					
	3.2 FSI quattro	199	11.08	PR: 1LJ					
	2.0 TDI	100	08.09	PR: 1ZT	13.0470-2765.2	LD2765	Federmaß 46 mm ²⁾	24743 19,2 +/WK/S	LUC
	2.0 TDI	105	08.09	PR: 1ZT					
	2.0 TDI	110	05.13	PR: 1ZT					
	2.0 TDI quattro	100	08.09	PR: 1ZT					
	2.0 TDI quattro	105	08.09	PR: 1ZT					
	2.0 TDI quattro	110	05.13	PR: 1ZT					
	2.0 TDI quattro	120	03.09	PR: 1ZT					
	2.0 TDI quattro	125	03.09	PR: 1ZT					
	2.0 TDI quattro	130	09.12	PR: 1ZT					
	2.0 TFSI hybr.quattro	155	06.11	PR: 1ZT					
	2.0 TFSI quattro	132	08.09	PR: 1ZT					
	2.0 TFSI quattro	155	03.09	PR: 1ZT					
	2.0 TFSI quattro	162	05.13	PR: 1ZT					
	2.0 TFSI quattro	165	09.12	PR: 1ZT					
	3.0 TDI quattro	155	03.09	PR: 1ZT					
	3.0 TDI quattro	176	03.09	PR: 1ZT					
	3.0 TDI quattro	180	09.12	PR: 1ZT					
	3.0 TDI quattro	190	11.13	PR: 1ZT					
	3.0 TFSI quattro	200	09.12	PR: 1ZT					
	3.2 FSI quattro	199	03.09	PR: 1ZT					

¹⁾ electric parking brake / fr.di stazionamento elettrico / frein à main électrique / freno de mano eléctrico

²⁾ spring dimension 46 mm / dimensioni molla 46 mm / dimension de ressort 46 mm / medida de muelle 46 mm



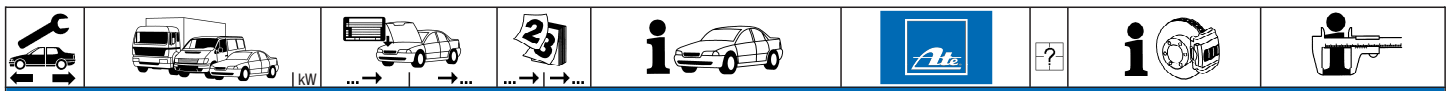


AUDI Q5 (08-)											
	2.0 TDI	100		08.09	PR: 1KW,2EK	13.0470-2747.2	LD2747		elektrische Feststellbremse ¹⁾	24606 17,4 +/Zub/S	LUC
	2.0 TDI	105		08.09	PR: 1KW,2EK						
	2.0 TDI	110		05.13	PR: 1KW,2EK						
	2.0 TDI quattro	100		08.09	PR: 1KW,2EK						
	2.0 TDI quattro	105		08.09	PR: 1KW,2EK						
	2.0 TDI quattro	110		05.13	PR: 1KW,2EK						
	2.0 TDI quattro	120		03.09	PR: 1KW,2EK						
	2.0 TDI quattro	125		03.09	PR: 1KW,2EK						
	2.0 TDI quattro	130		09.12	PR: 1KW,2EK						
	2.0 TFSI hybr.quattro	155		06.11	PR: 1KW,2EK						
	2.0 TFSI quattro	132		08.09	PR: 1KW,2EK						
	2.0 TFSI quattro	155		03.09	PR: 1KW,2EK						
	2.0 TFSI quattro	162		05.13	PR: 1KW,2EK						
	2.0 TFSI quattro	165		09.12	PR: 1KW,2EK						
	3.0 TDI quattro	155		03.09	PR: 1KW,2EK						
	3.0 TDI quattro	176		03.09	PR: 1KW,2EK						
	3.0 TDI quattro	180		09.12	PR: 1KW,2EK						
	3.0 TDI quattro	190		11.13	PR: 1KW,2EK						
	3.0 TFSI quattro	200		09.12	PR: 1KW,2EK						
	3.2 FSI quattro	199		03.09	PR: 1KW,2EK						
2.0 TDI	100		08.09	PR: 1KE,2EL	13.0470-2748.2	LD2748		elektrische Feststellbremse ¹⁾	24606 17,4 +/Zub/S	LUC	
2.0 TDI	105		08.09	PR: 1KE,2EL							
2.0 TDI	110		05.13	PR: 1KE,2EL							
2.0 TDI quattro	100		08.09	PR: 1KE,2EL							
2.0 TDI quattro	105		08.09	PR: 1KE,2EL							
2.0 TDI quattro	110		05.13	PR: 1KE,2EL							
2.0 TDI quattro	120		03.09	PR: 1KE,2EL							
2.0 TDI quattro	125		03.09	PR: 1KE,2EL							
2.0 TDI quattro	130		09.12	PR: 1KE,2EL							
2.0 TFSI hybr.quattro	155		06.11	PR: 1KE,2EL							
2.0 TFSI quattro	132		08.09	PR: 1KE,2EL							
2.0 TFSI quattro	155		03.09	PR: 1KE,2EL							
2.0 TFSI quattro	162		05.13	PR: 1KE,2EL							
2.0 TFSI quattro	165		09.12	PR: 1KE,2EL							
3.0 TDI quattro	155		03.09	PR: 1KE,2EL							
3.0 TDI quattro	176		03.09	PR: 1KE,2EL							
3.0 TDI quattro	180		09.12	PR: 1KE,2EL							
3.0 TDI quattro	190		11.13	PR: 1KE,2EL							
3.0 TFSI quattro	200		09.12	PR: 1KE,2EL							
3.2 FSI quattro	199		03.09	PR: 1KE,2EL							
SQ5 TDI quattro	230		12.12	PR: 1KF,2EJ							
SQ5 TDI quattro	240		04.15	PR: 1KF,2EJ							
SQ5 TFSI quattro	260		05.13	PR: 1KF,2EJ							

AUDI Q7 (06-)																	
	3.0 TDI	150		05.10	PR: 1LF	13.0470-4993.2	LD4993			23693 16,6 /WE	BRE						
	3.0 TDI	155		03.06	PR: 1LF												
	3.0 TDI	165		06.09	PR: 1LF												
	3.0 TDI	171		03.06	PR: 1LF												
	3.0 TDI	176		11.07	PR: 1LF												
	3.0 TDI	180		05.11	PR: 1LF												
	3.0 TDI quattro	200		03.15	PR: 1LF												
	3.0 TFSI	200		05.10	PR: 1LF												
	3.6 FSI	206		08.06	PR: 1LF												
	3.0 TDI	150		05.10	PR: 1KF,2EA	13.0470-4976.2	LD4976			23694 16,7 /WE	BRE						
	3.0 TDI	155		03.06	PR: 1KF,2EA												
	3.0 TDI	165		06.09	PR: 1KF,2EA												
	3.0 TDI	171		03.06	PR: 1KF,2EA												
	3.0 TDI	176		11.07	PR: 1KF,2EA												
	3.0 TDI	180		05.11	PR: 1KF,2EA												
	3.0 TDI quattro	200		03.15	PR: 1KF,2EA												
	3.0 TFSI	200		05.10	PR: 1KF,2EA												
	3.0 TFSI	245		05.10	PR: 1KF,2EA												
	3.6 FSI	206		08.06	PR: 1KF,2EA												
	4.2 FSI	257		03.06	PR: 1KF,2EA												
	4.2 TDI	240		03.07	PR: 1KF,2EA												
	6.0 TDI	368		09.08	PR: 1KF,2EA												
	3.0 TDI	150		05.10	PR: 1KD							13.0470-4850.2	LD4850			24296 15,5 /WE	BRE
	3.0 TDI	155		03.06	PR: 1KD												
3.0 TDI	165		06.09	PR: 1KD													
3.0 TDI	171		03.06	PR: 1KD													
3.0 TDI	176		11.07	PR: 1KD													
3.0 TDI	180		05.11	PR: 1KD													
3.0 TDI quattro	200		03.15	PR: 1KD													
3.0 TFSI	200		05.10	PR: 1KD													
3.0 TFSI	245		05.10	PR: 1KD													
3.6 FSI	206		08.06	PR: 1KD													
4.2 FSI	257		03.06	PR: 1KD													
4.2 TDI	240		03.07	PR: 1KD													
6.0 TDI	368		09.08	PR: 1KD													

AUDI TT Coupe (98-06)											
	1.8 T	110		09.02	06.06	PR: 1LD,1LT,1LV	13.0470-7081.2	LD7081		21911 20,3 +	ATE
	1.8 T	120		09.05	06.06	PR: 1LD,1LT,1LV					
	1.8 T	132		10.98	06.06	PR: 1LD,1LT,1LV					
	1.8 T	140		09.05	06.06	PR: 1LD,1LT,1LV					
	1.8 T quattro	132		10.98	06.06	PR: 1LD,1LT,1LV					
							13.0470-7122.2	LD7122		23392 20,3 +/WK	ATE

¹⁾ electric parking brake / fr.di stazionamento elettrico / frein à main électrique / freno de mano eléctrico



AUDI TT Coupe (98-06)											
	1.8 T quattro	140		09.05	06.06	PR: 1LD,1LT,1LV	13.0470-7081.2	LD7081		21911 20,3 +	ATE
	1.8 T quattro	165		10.98	06.06	PR: 1LD,1LT,1LV	13.0470-7122.2	LD7122		23392 20,3 +/WK	ATE
	1.8 T quattro	176		03.05	06.06	PR: 1LD,1LT,1LV					
	1.8 T	110		09.02	06.06	PR: 1LV	13.0470-7122.2	LD7122		23392 20,3 +/WK	ATE
	1.8 T	120		09.05	06.06	PR: 1LV					
	1.8 T	132		10.98	06.06	PR: 1LV					
	1.8 T	140		09.05	06.06	PR: 1LV					
	1.8 T quattro	132		10.98	06.06	PR: 1LV					
1.8 T quattro	140		09.05	06.06	PR: 1LV						
1.8 T quattro	165		10.98	06.06	PR: 1LV						
1.8 T quattro	176		10.98	06.06	PR: 1LV						
1.8 T quattro	176		03.05	06.06	PR: 1LV						
1.8 T quattro	176		03.05	06.06	PR: 1LV						
	1.8 T	110		09.02	06.06	PR: 1KE,1KK,2EK	13.0470-2894.2	LD2894		20961 17,4 /Zub/S	LUC
	1.8 T	120		09.05	06.06	PR: 1KE,1KK,2EK					
	1.8 T	132		10.98	06.06	PR: 1KE,1KK,2EK					
	1.8 T	140		09.05	06.06	PR: 1KE,1KK,2EK					
	1.8 T quattro	132		10.98	06.06	PR: 1KE,1KK					
	1.8 T quattro	140		09.05	06.06	PR: 1KE,1KK					
	1.8 T quattro	165		10.98	06.06	PR: 1KE,1KK					
	1.8 T quattro	176		03.05	06.06	PR: 1KE,1KK					
	1.8 T quattro	176		03.05	06.06	PR: 1KE,1KK					
	3.2 quattro	184		04.03	06.06	PR: 1KE,1KK					
1.8 T quattro	132		10.98	06.06	PR: 1KF,2EH	13.0470-2820.2	LD2820		20961 17,6 /S	LUC	
1.8 T quattro	140		09.05	06.06	PR: 1KF,2EH						
1.8 T quattro	165		10.98	06.06	PR: 1KF,2EH						
1.8 T quattro	176		03.05	06.06	PR: 1KF,2EH						
3.2 quattro	184		04.03	06.06	PR: 1KF,2EH						
AUDI TT Roadster (99-06)											
	1.8 T	110		01.01	06.06	PR: 1LD,1LT,1LV	13.0470-7081.2	LD7081		21911 20,3 +	ATE
	1.8 T	120		09.05	06.06	PR: 1LD,1LT,1LV	13.0470-7122.2	LD7122		23392 20,3 +/WK	ATE
	1.8 T	132		04.99	06.06	PR: 1LD,1LT,1LV					
	1.8 T	140		09.05	06.06	PR: 1LD,1LT,1LV					
	1.8 T quattro	132		02.00	06.06	PR: 1LD,1LT,1LV					
	1.8 T quattro	140		09.05	06.06	PR: 1LD,1LT,1LV					
	1.8 T quattro	165		10.99	06.06	PR: 1LD,1LT,1LV					
	1.8 T	110	8N5-011 000	01.01		PR: 1KE,1KF,1KK,2EH	13.0470-2894.2	LD2894		20961 17,4 /Zub/S	LUC
	1.8 T	120	8N5-011 000	09.05		PR: 1KE,1KF,1KK,2EH					
	1.8 T	132	8N5-011 000	04.99		PR: 1KE,1KF,1KK,2EH					
	1.8 T	140	8N5-011 000	09.05		PR: 1KE,1KF,1KK,2EH					
	1.8 T quattro	132	8N5-011 000	02.00		PR: 1KE,1KF,1KK,2EH					
	1.8 T quattro	140	8N5-011 000	09.05		PR: 1KE,1KF,1KK,2EH					
	1.8 T quattro	165	8N5-011 000	10.99		PR: 1KE,1KF,1KK,2EH					
	1.8 T quattro	165	8N5-011 000	10.99		PR: 1KE,1KF,1KK,2EH					
	3.2 quattro	184	8N5-011 000	04.03		PR: 1KE,1KF,1KK,2EH					
	3.2 quattro	184	8N5-011 000	04.03		PR: 1KE,1KF,1KK,2EH					
1.8 T	110	8N5-011 001		06.06	PR: 1KE,1KF,1KK,2EH	13.0470-2886.2	LD2886		20961 16,2 /S	LUC	
1.8 T	120	8N5-011 001		06.06	PR: 1KE,1KF,1KK,2EH						
1.8 T	132	8N5-011 001		06.06	PR: 1KE,1KF,1KK,2EH						
1.8 T	140	8N5-011 001		06.06	PR: 1KE,1KF,1KK,2EH						
1.8 T quattro	132	8N5-011 001		06.06	PR: 1KE,1KF,1KK,2EH						
1.8 T quattro	140	8N5-011 001		06.06	PR: 1KE,1KF,1KK,2EH						
1.8 T quattro	165	8N5-011 001		06.06	PR: 1KE,1KF,1KK,2EH						
1.8 T quattro	165	8N5-011 001		06.06	PR: 1KE,1KF,1KK,2EH						
3.2 quattro	184	8N5-011 001		06.06	PR: 1KE,1KF,1KK,2EH						
1.8 T	110			01.01	06.06	PR: 2EK	13.0470-2894.2	LD2894		20961 17,4 /Zub/S	LUC
1.8 T	120			09.05	06.06	PR: 2EK					
1.8 T	132			04.99	06.06	PR: 2EK					
1.8 T	140			09.05	06.06	PR: 2EK					
AUDI TT Coupe (06-14)											
	1.8 TFSI	118		06.08	06.14	PR: 1LJ,1LL	13.0470-7226.2	LD7226		23587 20,4 +/WK	ATE
	2.0 quattro	195		05.08	06.14	PR: 1LJ,1LL					
	2.0 TDI quattro	125		06.08	06.14	PR: 1LJ,1LL					
	2.0 TFSI	147		07.06	06.14	PR: 1LJ,1LL					
	2.0 TFSI	155		05.10	06.14	PR: 1LJ,1LL					
	2.0 TFSI quattro	147		05.08	06.14	PR: 1LJ,1LL					
	2.0 TFSI quattro	155		05.10	06.14	PR: 1LJ,1LL					
	3.2 quattro	184		07.06	06.14	PR: 1LJ,1LL					
	1.8 TFSI	118		06.08	06.14	PR: 1LK,1LM,1LN	13.0470-7227.2	LD7227		23801 20,4 +/WK	ATE
	2.0 quattro	195		05.08	06.14	PR: 1LK,1LM,1LN					
	2.0 TDI quattro	125		06.08	06.14	PR: 1LK,1LM,1LN					
	2.0 TFSI	147		07.06	06.14	PR: 1LK,1LM,1LN					
	2.0 TFSI	155		05.10	06.14	PR: 1LK,1LM,1LN					
	2.0 TFSI quattro	147		05.08	06.14	PR: 1LK,1LM,1LN					
	2.0 TFSI quattro	155		05.10	06.14	PR: 1LK,1LM,1LN					
	3.2 quattro	184		07.06	06.14	PR: 1LK,1LM,1LN					
	TTS 2.0 TFSI	200		05.08	06.14	PR: 1LN					
		1.8 TFSI	118		06.08	06.14	PR: 1KZ,2ED	13.0470-2880.2	LD2880		23914 17,1 /WE/Zub/S
2.0 quattro		195		05.08	06.14	PR: 1KJ,2EE					
2.0 TDI quattro		125		06.08	06.14	PR: 1KJ,2EE					
2.0 TFSI		147		07.06	06.14	PR: 1KZ,2ED					
2.0 TFSI		155		05.10	06.14	PR: 1KZ,2ED					
2.0 TFSI quattro		147		05.08	06.14	PR: 1KJ,2EE					
2.0 TFSI quattro		155		05.10	06.14	PR: 1KJ,2EE					
3.2 quattro		184		07.06	06.14	PR: 1KJ,2EE					
TTS 2.0 TFSI		200		05.08	06.14	PR: 2ED,2EG					





AUDI TT Roadster (07-14)

	1.8 TFSI	118		06.08	06.14	PR: 1LJ,1LL	13.0470-7226.2	LD7226		23587 20,4 +/WK	ATE
	2.0 quattro	195		05.08	06.14	PR: 1LJ,1LL					
	2.0 TDI quattro	125		06.08	06.14	PR: 1LJ,1LL					
	2.0 TFSI	147		02.07	06.14	PR: 1LJ,1LL					
	2.0 TFSI	155		05.10	06.14	PR: 1LJ,1LL					
	2.0 TFSI quattro	147		05.08	06.14	PR: 1LJ,1LL					
	2.0 TFSI quattro	155		05.10	06.14	PR: 1LJ,1LL					
	3.2 quattro	184		02.07	06.14	PR: 1LJ,1LL					
	1.8 TFSI	118		06.08	06.14	PR: 1LK,1LM,1LN					
	2.0 quattro	195		05.08	06.14	PR: 1LK,1LM,1LN					
2.0 TDI quattro	125		06.08	06.14	PR: 1LK,1LM,1LN						
2.0 TFSI	147		02.07	06.14	PR: 1LK,1LM,1LN						
2.0 TFSI	155		05.10	06.14	PR: 1LK,1LM,1LN						
2.0 TFSI quattro	147		05.08	06.14	PR: 1LK,1LM,1LN						
2.0 TFSI quattro	155		05.10	06.14	PR: 1LK,1LM,1LN						
3.2 quattro	184		02.07	06.14	PR: 1LK,1LM,1LN						
TTS 2.0 TFSI	200		05.08	06.14	PR: 1LN						
	1.8 TFSI	118		06.08	06.14	PR: 1KJ,2EE	13.0470-2880.2	LD2880		23914 17,1 /WE/Zub/S	LUC
	2.0 quattro	195		05.08	06.14	PR: 1KJ,2EE					
	2.0 TDI quattro	125		06.08	06.14	PR: 1KJ,2EE					
	2.0 TFSI	147		02.07	06.14	PR: 1KJ,2EE					
	2.0 TFSI	155		05.10	06.14	PR: 1KJ,2EE					
	2.0 TFSI quattro	147		05.08	06.14	PR: 1KJ,2EE					
	2.0 TFSI quattro	155		05.10	06.14	PR: 1KJ,2EE					
	3.2 quattro	184		02.07	06.14	PR: 1KJ,2EE					

BMW 1er Reihe/E81/E87 Limousine (04-11)

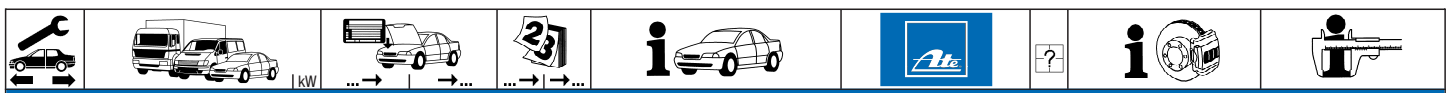
	120 d	120		09.04	02.07	+ 5 türig ¹⁾	13.0470-7215.2	LD7215		- Performance Parts	23935 17,8 +/WE	ATE
	120 i	110		09.04	12.05	+ 5 türig ¹⁾						
	116 d	85		03.09	02.10							
	116 i	85		09.04	08.07							
	116 i	90		01.09	02.10							
	116 i	90		09.07	12.08							
	118 d	90		09.04	03.07							
	118 d	105		04.07	02.10							
	118 i	95		09.04	03.07							
	118 i	105		04.07	02.10							
120 i	110		01.06	03.07	+ 5 türig ¹⁾							
116 d	66		01.11	12.11		13.0470-2710.2	LD2710		- Performance Parts	23915 17,6 +/WE/Zub/S	LUC	
116 d	85		03.10	05.11								
116 i	90		03.10	05.11								
118 d	105		03.10	05.11								
118 i	105		03.10	05.11								
120 d	120		09.04	02.07	+ 3 türig ²⁾	13.0470-7216.2	LD7216		- Performance Parts	23794 20,3 +/WE	ATE	
120 d	130		03.07	02.10								
120 i	110		09.04	03.07	+ 3 türig ²⁾							
120 i	125		04.07	02.10								
120 d	130		03.10	05.11								
120 i	125		03.10	05.11								
123 d	150		10.07	02.10		13.0470-7223.2	LD7223		- Performance Parts	24536 20,3 +/WE	ATE	
130 i	190		03.05	08.05								
130 i	195		09.05	02.10								
123 d	150		03.10	05.11		13.0470-7223.2	LD7223		- Performance Parts	24536 20,3 +/WE	ATE	
130 i	195		03.10	05.11								
	116 d	85		03.09	02.10		13.0470-2713.2	LD2713		- Performance Parts	23623 17,4 +/WE/Zub/S	LUC
	116 i	85		09.04	08.07							
	116 i	90		09.07	12.08							
	116 i	90		01.09	02.10							
	118 d	90		09.04	03.07	+ 5 türig ¹⁾						
	118 i	95		09.04	03.07							
	118 i	105		04.07	02.10							
	120 i	110		09.04	03.07							
	120 i	125		04.07	02.10							
	116 d	66		01.11	12.11							
116 d	85		03.10	05.11								
116 i	90		03.10	05.11								
118 i	105		03.10	05.11								
120 i	125		03.10	05.11								
118 d	90		09.04	03.07	+ 3 türig ²⁾	13.0470-7217.2	LD7217		- Performance Parts	23926 17,3 +/WE	ATE	
118 d	105		04.07	02.10								
120 d	120		09.04	02.07								
120 d	130		03.07	02.10								
123 d	150		10.07	02.10								
130 i	190		03.05	08.05								
130 i	195		09.05	02.10								
118 d	105		03.10	05.11								
120 d	130		03.10	05.11								
123 d	150		03.10	05.11								
130 i	195		03.10	05.11								

BMW 1er Reihe/E82 Coupe (07-13)

	118 d	105		09.09	02.10		13.0470-2710.2	LD2710		- Performance Parts	23915 17,6 +/WE/Zub/S	LUC
	118 d	105		03.10	10.13							
	120 d	130		10.07	02.10							
	120 i	115		09.09	02.10		13.0470-7216.2	LD7216		- Performance Parts	23794 20,3 +/WE	ATE

¹⁾ + 5 door / + 5 porte / + 5 portes / + 5 puertas

²⁾ + 3 door / + 3 porte / + 3 portes / + 3 puertas



BMW 1er Reihe/E82 Coupe (07-13)

	120 i	125		09.09	02.10	13.0470-7216.2	LD7216	- Performance Parts	23794 20,3 +/WE	ATE
	125 i	160		03.08	02.10					
	120 d	130		03.10	10.13	13.0470-7216.2	LD7216	- Performance Parts	23794 20,3 +/WE	ATE
	120 i	115		03.10	10.13					
	120 i	125		03.10	10.13					
	125 i	160		03.10	10.13					
	123 d	150		10.07	02.10					
	123 d	150		03.10	10.13					
	118 d	105		09.09	02.10	13.0470-7217.2	LD7217	- Performance Parts	23926 17,3 +/WE	ATE
	120 d	130		10.07	02.10					
	120 i	115		09.09	02.10					
	120 i	125		09.09	02.10					
	123 d	150		10.07	02.10					
	125 i	160		03.08	02.10					
	118 d	105		03.10	10.13					
	120 d	130		03.10	10.13					
	120 i	115		03.10	10.13					
	120 i	125		03.10	10.13					
	123 d	150		03.10	10.13					
	125 i	160		03.10	10.13					
M	250		05.11	10.13	13.0470-7169.2	LD7169		23309 17,3 +/WE	ATE	

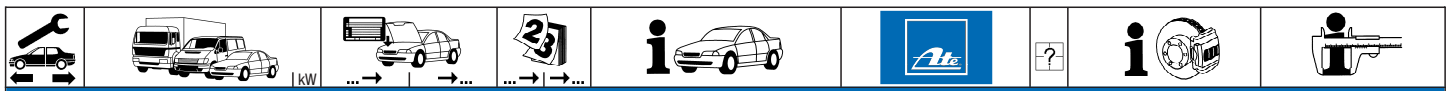
BMW 1er Reihe/E88 Cabrio (08-13)

	118 d	105		09.08	02.10	13.0470-2710.2	LD2710	- Performance Parts	23915 17,6 +/WE/Zub/S LUC	
	118 i	105		03.08	02.10					
	118 d	105		03.10	10.13	13.0470-7216.2	LD7216	- Performance Parts	23794 20,3 +/WE	ATE
	118 i	105		03.10	10.13					
	120 d	130		03.08	02.10					
	120 d	145		03.08	02.10					
	120 i	115		03.08	02.10					
	120 i	125		03.08	02.10					
	125 i	160		03.08	02.10					
	120 d	130		03.10	10.13					
	120 d	145		03.10	10.13					
	120 i	115		03.10	10.13					
	120 i	125		03.10	10.13					
	125 i	160		03.10	10.13					
	123 d	150		09.08	02.10					
	123 d	150		03.10	10.13					
	118 d	105		09.08	02.10	13.0470-7217.2	LD7217	- Performance Parts	23926 17,3 +/WE	ATE
	118 i	105		03.08	02.10					
	120 d	130		03.08	02.10					
	120 d	145		03.08	02.10					
	120 i	115		03.08	02.10					
	120 i	125		03.08	02.10					
	123 d	150		09.08	02.10					
	125 i	160		03.08	02.10					
	118 d	105		03.10	10.13					
	118 i	105		03.10	10.13					
	120 d	130		03.10	10.13					
	120 d	145		03.08	10.13					
	120 i	115		03.10	10.13					
	120 i	125		03.10	10.13					
	123 d	150		03.10	10.13					
	125 i	160		03.10	10.13					

BMW 3er Reihe/E36 Limousine (90-98)

	316 i	73		09.90	09.93	13.0470-5405.2	LD5405		21643 17,8 +/WE	ATE
	316 i	75		09.90	02.98					
	318 i	83		12.90	10.93					
	318 i	85		10.93	02.98					
	318 is	103		03.93	02.98					
	318 is	103		09.95	02.98					
	318 tds	66		01.95	02.98					
	320 i	110		09.90	02.98					
	323 i	125		03.95	02.98					
	325 i	141		09.90	09.95					
	325 td	85		09.91	02.98					
	325 tds	105		05.93	02.98					
	328 i	142		01.95	02.98					
	316 i	73		09.90	09.93 + ABS					
	316 i	75		09.90	02.98 + ABS					
	318 i	83		12.90	10.93 + ABS					
	318 i	85		10.93	02.98 + ABS					
318 is	103		03.93	02.98						
318 is	103		09.95	02.98						
318 tds	66		01.95	02.98 + ABS						
320 i	110		09.90	02.98						
323 i	125		03.95	02.98						
325 i	141		09.90	09.95						
325 td	85		09.91	02.98						
325 tds	105		05.93	02.98						
328 i	142		01.95	02.98						





BMW 3er Reihe/E36 Touring (95-99)

	316 i	75		01.96	10.99	13.0470-5405.2	LD5405		21643	17,8 +/WE	ATE
	318 i	85		07.95	10.99						
	318 tds	66		01.95	10.99						
	320 i	110		01.95	10.99						
	323 i	125		09.95	10.99						
	325 tds	105		01.95	10.99						
	328 i	142		01.95	10.99						
	316 i	75		01.96	10.99	13.0470-3605.2	LD3605		20180	17,3 +/WE	ATE
	318 i	85		07.95	10.99						
	318 tds	66		01.95	10.99						
	320 i	110		01.95	10.99						
	323 i	125		09.95	10.99						
	325 tds	105		01.95	10.99						
	328 i	142		01.95	10.99						

BMW 3er Reihe/E36 Coupe (92-99)

	316 i	75		09.93	04.99	13.0470-5405.2	LD5405		21643	17,8 +/WE	ATE
	318 is	103		03.92	10.95						
	318 is	103		09.95	04.99						
	320 i	110		03.92	04.99						
	323 i	125		03.95	04.99						
	325 i	141		03.92	04.99						
	328 i	142		01.95	04.99						
	316 i	75		09.93	04.99	13.0470-3605.2	LD3605		20180	17,3 +/WE	ATE
	318 is	103		03.92	10.95						
	318 is	103		09.95	04.99						
	320 i	110		03.92	04.99						
	323 i	125		03.95	04.99						
	325 i	141		03.92	04.99						
	328 i	142		01.95	04.99						

BMW 3er Reihe/E36 Cabrio (93-99)

	318 i	85		01.94	04.99	13.0470-5405.2	LD5405		21643	17,8 +/WE	ATE
	320 i	110		12.93	04.99						
	323 i	125		06.95	04.99						
	325 i	141		03.93	04.99						
	328 i	142		03.95	04.99						
	318 i	85		01.94	04.99	13.0470-3605.2	LD3605		20180	17,3 +/WE	ATE
	320 i	110		12.93	04.99						
	323 i	125		06.95	04.99						
	325 i	141		03.93	04.99						
	328 i	142		03.95	04.99						

BMW 3er Reihe/E36 Compact (94-00)

	316 g	75		03.94	08.00	13.0470-5405.2	LD5405		21643	17,8 +/WE	ATE
	316 i 1.6	75		03.94	08.00						
	316 i 1.9	77		12.98	08.00						
	318 tds	66		01.95	08.00						
	318 ti	103		11.94	08.00						
	318 ti	103		07.95	08.00						
	323 ti	125		08.97	08.00						
	316 g	75		03.94	08.00	13.0470-3605.2	LD3605		20180	17,3 +/WE	ATE
	316 i 1.6	75		03.94	08.00						
	316 i 1.9	77		12.98	08.00						
	318 tds	66		01.95	08.00						
	318 ti	103		07.95	08.00						
	318 ti	103		11.94	08.00						
	323 ti	125		08.97	08.00						

BMW 3er Reihe/E46 Limousine (98-05)

	316 i	85		02.02	02.05	13.0470-5405.2	LD5405		21643	17,8 +/WE	ATE						
	316 i 1.6	77		04.00	02.05												
	316 i 1.9	77		09.98	02.05												
	318 d	85		09.01	02.05												
	318 i	87		02.98	02.05												
	318 i	105		09.01	02.05												
	320 d	95		02.98	02.05												
	320 d	100		04.98	02.05												
	320 d	110		09.01	02.05												
	320 i	110		03.98	02.05												
	320 i	125		09.00	02.05												
	323 i	125		03.98	02.05												
	325 i	141		09.00	02.05							- erhöhte Zuladung ¹⁾					
	328 i	142		02.98	02.05												
	325 i	141		09.00	02.05							+ erhöhte Zuladung ²⁾	13.0470-7155.2	LD7155	23183	20,3 +/WE	ATE
	325 xi	141		09.00	02.05							- erhöhte Zuladung ¹⁾	13.0470-5405.2	LD5405	21643	17,8 +/WE	ATE
	325 xi	141		09.00	02.05							+ erhöhte Zuladung ²⁾	13.0470-7155.2	LD7155	23183	20,3 +/WE	ATE
330 d	135		10.99	02.05													
330 d	150		03.03	02.05													
330 i	170		06.00	02.05													
330 xd	135		06.00	02.05													
330 xd	150		03.03	02.05													
330 xi	170		06.00	02.05													

¹⁾ - increased payload / - carico utile maggiorato / - charge utile augmentée / - incremento de carga
²⁾ + increased payload / + carico utile maggiorato / + charge utile augmentée / + incremento de carga



BMW 3er Reihe/E46 Limousine (98-05)

	316 i	85		02.02	02.05	13.0470-3605.2	LD3605		20180	17,3 +/WE	ATE
	316 i 1.6	77		04.00	02.05						
	316 i 1.9	77		09.98	02.05						
	318 d	85		09.01	02.05						
	318 i	87		02.98	02.05						
	318 i	105		09.01	02.05						
	320 d	95		02.98	02.05						
	320 d	100		04.98	02.05						
	320 d	110		09.01	02.05						
	320 i	110		03.98	02.05						
	320 i	125		09.00	02.05						
	323 i	125		03.98	02.05						
	325 i	141		09.00	02.05						
	325 xi	141		09.00	02.05						
	328 i	142		02.98	02.05						
	325 i	141		09.00	02.05	13.0470-7079.2	LD7079		21487	17,3 +/WE	ATE
	325 xi	141		09.00	02.05						
	330 d	135		10.99	02.05						
	330 d	150		03.03	02.05						
	330 i	170		06.00	02.05						
	330 xd	135		06.00	02.05						
	330 xd	150		03.03	02.05						
	330 xi	170		06.00	02.05						

BMW 3er Reihe/E46 Touring (99-05)

	316 i	85		03.02	02.05	13.0470-5405.2	LD5405		21643	17,8 +/WE	ATE							
	318 d	85		03.02	02.05													
	318 i	87		10.99	02.05													
	318 i	105		09.01	02.05													
	320 d	100		03.00	02.05													
	320 d	110		09.01	02.05													
	320 i	110		10.99	02.05													
	320 i	125		09.00	02.05													
	325 i	141		09.00	02.05													
	328 i	142		10.99	02.05													
		325 xi	141		09.00							02.05	13.0470-5405.2	LD5405		21643	17,8 +/WE	ATE
		330 d	135		10.99							02.05						
		330 d	150		03.03							02.05						
		330 i	170		06.00							02.05						
		330 xd	135		06.00							02.05						
	330 xd	150		03.03	02.05													
	330 xi	170		06.00	02.05													
	316 i	85		03.02	02.05	13.0470-3605.2	LD3605		20180	17,3 +/WE	ATE							
	318 d	85		03.02	02.05													
	318 i	87		10.99	02.05													
	318 i	105		09.01	02.05													
	320 d	100		03.00	02.05													
	320 d	110		09.01	02.05													
	320 i	110		10.99	02.05													
	320 i	125		09.00	02.05													
	325 i	141		09.00	02.05													
	325 xi	141		09.00	02.05													
	328 i	142		10.99	02.05													
		330 d	135		10.99							02.05	13.0470-7079.2	LD7079		21487	17,3 +/WE	ATE
		330 d	150		03.03							02.05						
		330 i	170		06.00							02.05						
		330 xd	135		06.00							02.05						
	330 xd	150		03.03	02.05													
	330 xi	170		06.00	02.05													

BMW 3er Reihe/E46 Coupe (99-06)

	316 Ci	77		04.00	09.06	13.0470-5405.2	LD5405		21643	17,8 +/WE	ATE							
	316 Ci	85		06.02	09.06													
	318 Ci	87		11.99	09.01													
	318 Ci	105		09.01	09.06													
	318 Ci	110		03.05	09.06													
	320 Cd	110		11.03	09.06													
	320 Ci	110		08.99	09.00													
	320 Ci	125		09.00	09.06													
	323 Ci	125		04.99	09.00													
	325 Ci	141		09.00	09.06													
	328 Ci	142		04.99	06.00													
		330 Cd	150		03.03							09.06	13.0470-7155.2	LD7155		23183	20,3 +/WE	ATE
		330 Ci	170		06.00							09.06						
		330 xi	170		06.00							09.06						
		316 Ci	77		04.00							09.06	13.0470-3605.2	LD3605		20180	17,3 +/WE	ATE
316 Ci		85		06.02	09.06													
318 Ci		87		11.99	09.01													
318 Ci		105		09.01	09.06													
318 Ci		110		03.05	09.06													
320 Cd		110		11.03	09.06													
320 Ci		110		08.99	09.00													
320 Ci		125		09.00	09.06													
323 Ci		125		04.99	09.00													
325 Ci		141		09.00	09.06													
328 Ci		142		04.99	06.00													

1) - increased payload / - carico utile maggiorato / - charge utile augmentée / - incremento de carga
 2) + increased payload / + carico utile maggiorato / + charge utile augmentée / + incremento de carga





BMW 3er Reihe/E46 Coupe (99-06)

	330 Cd	150		03.03	09.06	13.0470-7079.2	LD7079		21487 17,3 +/WE	ATE
	330 Ci	170		06.00	09.06					
	330 xi	170		06.00	09.06					
	M3	252		06.00	09.06	13.0470-7079.2	LD7079		21487 17,3 +/WE	ATE
	M3 CSL	265		06.03	09.06					

BMW 3er Reihe/E46 Cabrio (00-06)

	318 Ci	105		09.01	09.06	13.0470-5405.2	LD5405		21643 17,8 +/WE	ATE
	318 Ci	110		02.05	09.06					
	320 Cd	110		02.05	09.06					
	320 Ci	125		09.00	09.06					
	323 Ci	125		04.00	09.00					
	325 Ci	141		09.00	09.06					
	330 Cd	150		08.05	09.06	13.0470-7155.2	LD7155		23183 20,3 +/WE	ATE
	330 Ci	170		06.00	09.06					
	318 Ci	105		09.01	09.06	13.0470-3605.2	LD3605		20180 17,3 +/WE	ATE
	318 Ci	110		02.05	09.06					
	320 Cd	110		02.05	09.06					
	320 Ci	125		09.00	09.06					
	323 Ci	125		04.00	09.00					
	325 Ci	141		09.00	09.06					
	330 Cd	150		08.05	09.06	13.0470-7079.2	LD7079		21487 17,3 +/WE	ATE
	330 Ci	170		06.00	09.06					
	M3 3.2	252		04.01	09.06	13.0470-7079.2	LD7079		21487 17,3 +/WE	ATE

BMW 3er Reihe/E46 Compact (01-05)

	316 ti	77		06.02	02.05	13.0470-5405.2	LD5405		21643 17,8 +/WE	ATE
	316 ti	85		06.01	02.05					
	318 td	85		03.03	02.05					
	318 ti	105		09.01	02.05					
	320 td	110		09.01	02.05					
	325 ti	141		06.01	02.05	13.0470-3605.2	LD3605		20180 17,3 +/WE	ATE
316 ti	77		06.02	02.05						
316 ti	85		06.01	02.05						
318 td	85		03.03	02.05						
318 ti	105		09.01	02.05						
	320 td	110		09.01	02.05	13.0470-7079.2	LD7079		21487 17,3 +/WE	ATE
325 ti	141		06.01	02.05						

BMW 3er Reihe/E90 Limousine (05-12)

	316 i	85		01.05	08.07	13.0470-7215.2	LD7215		23935 17,8 +/WE	ATE	
	318 d	90		09.05	08.07						- erhöhte Zuladung ¹⁾
	318 i	95		09.05	08.07						- erhöhte Zuladung/ + Motorcode N46 ²⁾
	320 i	110		12.04	08.07						- erhöhte Zuladung/ + Motorcode N46 ²⁾
	316 d	85		07.09	02.10	13.0470-7216.2	LD7216		23794 20,3 +/WE	ATE	
	316 i	90		09.07	02.10						
	318 d	90		09.07	02.10						
	318 d	90		09.05	08.07						+ erhöhte Zuladung ³⁾
	318 i	95		09.05	08.07						+ erhöhte Zuladung/ + Motorcode N46 ⁴⁾
	318 i	95		03.07	08.07						- erhöhte Zuladung/ + Motorcode N46N ⁵⁾
	318 i	105		09.07	02.10						- erhöhte Zuladung ¹⁾
	320 i	110		12.04	08.07						+ erhöhte Zuladung/ + Motorcode N46 ⁴⁾
	320 i	110		03.07	08.07						- erhöhte Zuladung/ + Motorcode N46N ⁵⁾
	320 i	125		09.07	02.10						- erhöhte Zuladung ¹⁾
	320 si	127		06.06	02.10						- Behörde ⁶⁾
	325 d	145		09.06	02.10						- Behörde ⁶⁾
325 i	160		12.04	08.07	- erhöhte Zuladung/ + Motorcode N52 ⁷⁾						
	316 d	85		03.10	03.12	13.0470-7216.2	LD7216		23794 20,3 +/WE	ATE	
	316 i	90		03.10	03.12						
	318 d	90		03.10	03.12						
	318 i	105		03.10	03.12						
	320 i	125		03.10	03.12						- erhöhte Zuladung ¹⁾
	320 si	127		03.10	03.12						- Behörde ⁶⁾
	330 i	190		12.04	08.07	13.0470-7216.2	LD7216		23794 20,3 +/WE	ATE	
	330 i	190		12.04	08.07						+ Motorcode N52N ⁸⁾
	318 i	95		03.07	08.07	13.0470-7238.2	LD7238		23313 20,3 +/WE	ATE	
	320 d	110		09.05	02.10						+ Behörde ¹⁰⁾
	320 d	120		12.04	08.07						+ Behörde ¹⁰⁾
	320 d	130		09.07	02.10						+ Behörde ¹⁰⁾
	320 xd	130		09.07	02.10						+ Behörde ¹⁰⁾
325 i	160		12.04	02.10	+ erhöhte Zuladung ³⁾						
	320 d	110		03.10	03.12	13.0470-7216.2	LD7216		23794 20,3 +/WE	ATE	
	320 d	130		03.10	03.12						+ Behörde ¹⁰⁾
	320 xd	130		03.10	03.12						+ Behörde ¹⁰⁾
	325 i	160		03.10	03.12						+ erhöhte Zuladung ³⁾
	330 d	170		09.05	08.07	13.0470-7216.2	LD7216		23794 20,3 +/WE	ATE	
	330 i	190		12.04	08.07						+ erhöhte Zuladung/ + Motorcode N52 ¹¹⁾
	320 d	110		09.05	02.10	13.0470-7238.2	LD7238		23313 20,3 +/WE	ATE	
	320 d	120		12.04	02.10						- Behörde ⁶⁾
	320 d	130		09.07	02.10						- Behörde ⁶⁾
	320 i	110		03.07	08.07						+ erhöhte Zuladung/ + Motorcode N46N ⁹⁾
	320 i	125		09.07	02.10						+ erhöhte Zuladung ³⁾
	320 xd	125		09.07	02.10						- Behörde ⁶⁾
	325 i	160		12.04	08.07	- erhöhte Zuladung/ + Motorcode N52N ¹²⁾					

¹⁾ - increased payload / - carico utile maggiorato / - charge utile augmentée / - incremento de carga
²⁾ - increased payl./+engine co.N46 / - carico utile maggior./+codic.mot.N46 / - charge utile augmentée/+moteur co. N46 / - incremento de carga/+motor co.N46
³⁾ + increased payload / + carico utile maggiorato / + charge utile augmentée / + incremento de carga
⁴⁾ + increased payl./+engine co.N46 / + carico utile maggior./+codic.mot.N46 / + charge utile augmentée/+moteur co. N46 / + incremento de carga/+motor co.N46
⁵⁾ - increased payl./+engine co.N46N / - carico utile maggior./+codic.mot.N46N / - charge utile augmentée/+moteur co.N46N / - incremento de carga/+motor co.N46N
⁶⁾ - authority cars / - enti statali / - véhicule communal / - vehiculos oficiales
⁷⁾ - increased payl./+engine co.N52 / - carico utile maggior./+codic.mot.N52 / - charge utile augmentée/+moteur co. N52 / - incremento de carga/+motor co.N52
⁸⁾ + engine code N52N / + codice motore N52N / + moteur code N52N / + motor code N52N
⁹⁾ + increased payl./+engine co.N46N / + carico utile maggior./+codic.mot.N46N / + charge utile augmentée/+moteur co.N46N / + incremento de carga/+motor co.N46N
¹⁰⁾ + authority cars / + enti statali / + véhicule communal / + vehiculos oficiales
¹¹⁾ + increased payl./+engine co.N52 / + carico utile maggior./+codic.mot.N52 / + charge utile augmentée/+moteur co.N52 / + incremento de carga/+motor co.N52
¹²⁾ - increased payl./+engine co.N52N / - carico utile maggior./+codic.mot.N52N / - charge utile augmentée/+moteur co.N52N / - incremento de carga/+motor co.N52N

BMW 3er Reihe/E90 Limousine (05-12)

	325 i	160		09.07	02.10	- erhöhte Zuladung/ + Motorcode N53 ¹⁾	13.0470-7238.2	LD7238		23313 20,3 +/WE	ATE
	320 d	110		03.10	03.12	- Behörde ²⁾	13.0470-7238.2	LD7238		23313 20,3 +/WE	ATE
	320 d	120		03.10	03.12	- Behörde ²⁾					
	320 d	130		03.10	03.12	- Behörde ²⁾					
	320 i	125		03.10	03.12	+ erhöhte Zuladung ³⁾					
	320 xd			03.10	03.12	- Behörde ²⁾					
	325 i	160		03.10	03.12	- erhöhte Zuladung/ + Motorcode N53 ¹⁾					
	325 xi	160		01.05	08.07	+ Motorcode N52 ⁴⁾	13.0470-7216.2	LD7216		23794 20,3 +/WE	ATE
	325 xi	160		09.07	02.10	+ erhöhte Zuladung/ + Motorcode N53 ⁵⁾					
	325 xi	160		01.05	08.07	+ erhöhte Zuladung/ + Motorcode N52N ⁶⁾					
	325 xi	160		03.10	03.12	+ erhöhte Zuladung/ + Motorcode N53 ⁵⁾	13.0470-7216.2	LD7216		23794 20,3 +/WE	ATE
	330 xd	170		09.05	08.07		13.0470-7216.2	LD7216		23794 20,3 +/WE	ATE
	330 xd	180		01.09	02.10	- erhöhte Zuladung ⁷⁾					
	330 xi	190		01.05	08.07						
	330 xi	200		09.07	02.10	- erhöhte Zuladung ⁷⁾					
	330 xd	180		03.10	03.12	- erhöhte Zuladung ⁷⁾	13.0470-7216.2	LD7216		23794 20,3 +/WE	ATE
	330 xi	200		03.10	03.12	- erhöhte Zuladung ⁷⁾					
	325 xi	160		01.05	08.07	- erhöhte Zuladung/ + Motorcode N52N ⁸⁾	13.0470-7238.2	LD7238		23313 20,3 +/WE	ATE
	325 xi	160		09.07	02.10	+ erhöhte Zuladung/ + Motorcode N53 ⁵⁾					
	325 xi	160		03.10	03.12	+ erhöhte Zuladung/ + Motorcode N53 ⁵⁾	13.0470-7238.2	LD7238		23313 20,3 +/WE	ATE
	330 xd	170		09.07	02.10		13.0470-7237.2	LD7237		24161 20,3 +/WE	ATE
	330 xd	180		01.09	02.10	+ erhöhte Zuladung ³⁾	13.0470-7238.2	LD7238		23313 20,3 +/WE	ATE
	330 xd	180		01.09	02.10						
	330 xi	200		09.07	02.10	+ erhöhte Zuladung ³⁾					
	330 xd	170		03.10	03.12		13.0470-7237.2	LD7237		24161 20,3 +/WE	ATE
	330 xd	180		03.10	03.12	+ erhöhte Zuladung ³⁾	13.0470-7238.2	LD7238		23313 20,3 +/WE	ATE
	330 xi	200		03.10	03.12	+ erhöhte Zuladung ³⁾					
	335 d	210		09.06	03.12		13.0470-7237.2	LD7237		24161 20,3 +/WE	ATE
	335 i	225		09.06	03.12		13.0470-7238.2	LD7238		23313 20,3 +/WE	ATE
	325 d	145		09.06	02.10	+ Behörde ⁹⁾	13.0470-7237.2	LD7237		24161 20,3 +/WE	ATE
							13.0470-7238.2	LD7238		23313 20,3 +/WE	ATE
	325 d	145		03.10	03.12	+ Behörde ⁹⁾	13.0470-7237.2	LD7237		24161 20,3 +/WE	ATE
							13.0470-7238.2	LD7238		23313 20,3 +/WE	ATE
	330 d	170		09.07	02.10		13.0470-7237.2	LD7237		24161 20,3 +/WE	ATE
	330 d	180		09.08	02.10		13.0470-7238.2	LD7238		23313 20,3 +/WE	ATE
	330 i	200		09.07	02.10						
	335 xi	225		03.07	02.10						
	330 d	170		03.10	03.12		13.0470-7237.2	LD7237		24161 20,3 +/WE	ATE
	330 d	180		03.10	03.12		13.0470-7238.2	LD7238		23313 20,3 +/WE	ATE
	330 i	200		03.10	03.12						
	335 xi	225		03.10	03.12						
	316 d	85		07.09	02.10		13.0470-2713.2	LD2713		23623 17,4 +/WE/Zub/S	LUC
	316 i	85		01.05	08.07						
	316 i	90		09.07	02.10						
	318 d	90		09.05	08.07	- erhöhte Zuladung ⁷⁾					
	318 i	95		09.05	08.07	- erhöhte Zuladung/ + Motorcode N46 ¹⁰⁾					
	320 i	110		12.04	08.07	- erhöhte Zuladung/ + Motorcode N46 ¹⁰⁾					
	316 d	85		03.10	03.12		13.0470-2713.2	LD2713		23623 17,4 +/WE/Zub/S	LUC
	316 i	90		03.10	03.12						
	318 d	90		09.07	02.10		13.0470-7217.2	LD7217		23926 17,3 +/WE	ATE
	318 d	90		09.05	08.07	+ erhöhte Zuladung ³⁾					
	318 i	95		09.05	08.07	+ erhöhte Zuladung/ + Motorcode N46 ¹¹⁾					
	318 i	95		03.07	08.07	+ Motorcode N46N ¹²⁾					
	318 i	105		09.07	02.10						
	320 d	110		09.05	02.10	- Behörde ²⁾					
	320 d	120		12.04	08.07						
	320 d	130		09.07	02.10	- Behörde ²⁾					
	320 i	110		12.04	08.07	+ erhöhte Zuladung/ + Motorcode N46 ¹¹⁾					
	320 i	110		03.07	08.07	+ Motorcode N46N ¹²⁾					
	320 i	125		09.07	02.10						
	320 si	127		06.06	02.10						
	320 xd			09.07	02.10	- Behörde ²⁾					
	325 i	160		12.04	02.10	- erhöhte Zuladung ⁷⁾					
	325 xi	160		01.05	02.10	- erhöhte Zuladung ⁷⁾					
	318 d			03.10	03.12		13.0470-7217.2	LD7217		23926 17,3 +/WE	ATE
	318 i	105		03.10	03.12						
	320 d	110		03.10	03.12	- Behörde ²⁾					
	320 d	130		03.10	03.12	- Behörde ²⁾					
	320 i	125		03.10	03.12						
	320 si	127		03.10	03.12						
	320 xd			03.10	03.12	- Behörde ²⁾					
	325 i	160		03.10	03.12	- erhöhte Zuladung ⁷⁾					
	325 xi	160		03.10	03.12	- erhöhte Zuladung ⁷⁾					
	320 d	110		09.05	02.10	+ Behörde ⁹⁾	13.0470-7225.2	LD7225		23550 17,3 +/WE	ATE
	320 d	130		09.07	02.10	+ Behörde ⁹⁾					
	320 xd			09.07	02.10	+ Behörde ⁹⁾					
	325 d	145		09.06	02.10						
	325 i	160		12.04	02.10	+ erhöhte Zuladung ³⁾					
	325 xi	160		01.05	02.10	+ erhöhte Zuladung ³⁾					
	330 d	170		09.05	02.10						
	330 d	180		09.08	02.10						
	330 i	190		12.04	08.07						
	330 i	200		09.07	02.10						
	330 xd	170		09.05	02.10						

¹⁾ - increased payl./+engine co.N53 / - carico utile maggior./+codic.mot.N53 / - charge utile augmentée/+moteur co. N53 / - incremento de carga/+motor co.N53

²⁾ - authority cars / - enti statali / - véhicule communal / - vehiculos oficiales

³⁾ + increased payload / + carico utile maggiorato / + charge utile augmentée / + incremento de carga

⁴⁾ + engine code N52 / + codice motore N52 / + moteur code N52 / + motor code N52

⁵⁾ + increased payl./+engine co.N53 / + carico utile maggior./+codic.mot.N53 / + charge utile augmentée/+moteur co. N53 / + incremento de carga/+motor co.N53

⁶⁾ + increased payl./+engine co.N52N / + carico utile maggior./+codic.mot.N52N / + charge utile augmentée/+moteur co.N52N / + incremento de carga/+motor co.N52N

⁷⁾ - increased payload / - carico utile maggiorato / - charge utile augmentée / - incremento de carga

⁸⁾ - increased payl./+engine co.N52N / - carico utile maggior./+codic.mot.N52N / - charge utile augmentée/+moteur co.N52N / - incremento de carga/+motor co.N52N

⁹⁾ + authority cars / + enti statali / + véhicule communal / + vehiculos oficiales

¹⁰⁾ - increased payl./+engine co.N46 / - carico utile maggior./+codic.mot.N46 / - charge utile augmentée/+moteur co. N46 / - incremento de carga/+motor co.N46

¹¹⁾ + increased payl./+engine co.N46 / + carico utile maggior./+codic.mot.N46 / + charge utile augmentée/+moteur co.N46 / + incremento de carga/+motor co.N46

¹²⁾ + engine code N46N / + codice motore N46N / + moteur code N46N / + motor code N46N

BMW 3er Reihe/E90 Limousine (05-12)

	330 xd	180		01.09	02.10			13.0470-7225.2	LD7225			23550 17,3 +/WE	ATE
	330 xi	190		01.05	08.07								
	330 xi	200		09.07	02.10								
	335 d	210		09.06	02.10								
	335 i	225		09.06	02.10								
	335 xi	225		03.07	02.10								
	320 d	110		03.10	03.12	+ Behörde ¹⁾		13.0470-7225.2	LD7225			23550 17,3 +/WE	ATE
	320 d	130		03.10	03.12	+ Behörde ¹⁾							
	320 xd			03.10	03.12	+ Behörde ¹⁾							
	325 d	145		03.10	03.12								
	325 i	160		03.10	03.12	+ erhöhte Zuladung ²⁾							
	325 xi	160		03.10	03.12	+ erhöhte Zuladung ²⁾							
	330 d	170		03.10	03.12								
	330 d	180		03.10	03.12								
	330 i	200		03.10	03.12								
	330 xd	170		03.10	03.12								
	330 xd	180		03.10	03.12								
	330 xi	200		03.10	03.12								
	335 d	210		03.10	03.12								
	335 i	225		03.10	03.12								
335 xi	225		03.10	03.12									
M3	309		12.07	02.10			13.0470-7169.2	LD7169			23309 17,3 +/WE	ATE	
M3	309		03.10	03.12			13.0470-7169.2	LD7169			23309 17,3 +/WE	ATE	

BMW 3er Reihe/E91 Touring (05-12)

	316 d	85		09.09	02.10			13.0470-7216.2	LD7216			23794 20,3 +/WE	ATE
	316i	90		09.07	02.10								
	318 d	90		09.05	08.07								
	318 i	95		01.06	08.07	+ Motorcode N46 ³⁾							
	318 i	100		03.08	02.10	- erhöhte Zuladung ⁴⁾							
	318 i	105		03.08	02.10	- erhöhte Zuladung ⁴⁾							
	320 d	120		06.05	08.07								
	320 i	110		06.05	08.07	+ Motorcode N46N ⁵⁾							
	320 i	110		06.05	05.12	+ Motorcode N46 ³⁾							
	325 d	145		09.06	02.10	- Behörde ⁶⁾							
	325 i	160		06.05	08.07	+ Motorcode N52 ⁷⁾							
	316 d	85		03.10	05.12			13.0470-7216.2	LD7216			23794 20,3 +/WE	ATE
	316i	90		03.10	05.12								
	318 i	100		03.10	05.12	- erhöhte Zuladung ⁴⁾							
	318 i	105		03.10	05.12	- erhöhte Zuladung ⁴⁾							
	325 d	145		03.10	05.12	- Behörde ⁶⁾							
	330 d	170		06.05	08.07			13.0470-7216.2	LD7216			23794 20,3 +/WE	ATE
	330 i	190		06.05	08.07								
	318 d	105		09.07	02.10			13.0470-7238.2	LD7238			23313 20,3 +/WE	ATE
	318 i	95		03.07	08.07	+ Motorcode N46N ⁵⁾							
318 i	100		09.07	02.08	- erhöhte Zuladung ⁴⁾								
318 i	100		09.07	02.10	+ erhöhte Zuladung ²⁾								
318 i	105		09.07	02.10	+ erhöhte Zuladung ²⁾								
318 i	105		09.07	02.08	- erhöhte Zuladung ⁴⁾								
320 d			09.07	02.10	- Behörde ⁶⁾								
320 d	120		09.07	02.10	- Behörde ⁶⁾								
320 i	110		09.07	05.12	+ Motorcode N46N ⁵⁾								
320 i	125		09.07	02.10									
320 xd	130		09.07	02.10	- Behörde ⁶⁾								
323 i	140		09.06	05.12									
325 i	160		03.07	02.10	- erhöhte Zuladung/ + Motorcode N52N/N53 ⁸⁾								
318 d	105		03.10	05.12			13.0470-7238.2	LD7238			23313 20,3 +/WE	ATE	
318 i	100		03.10	05.12	+ erhöhte Zuladung ²⁾								
318 i	105		03.10	05.12	+ erhöhte Zuladung ²⁾								
320 d			03.10	05.12	- Behörde ⁶⁾								
320 d	120		03.10	05.12	- Behörde ⁶⁾								
320 i	125		03.10	05.12									
320 xd	130		03.10	05.12	- Behörde ⁶⁾								
325 i	155		01.12	05.12	- erhöhte Zuladung ⁴⁾								
325 i	160		03.10	05.12	- erhöhte Zuladung/ + Motorcode N52N/N53 ⁸⁾								
325 i	160		03.07	08.07	+ erhöhte Zuladung/ + Motorcode N52N ⁹⁾			13.0470-7216.2	LD7216		23794 20,3 +/WE	ATE	
325 xi	160		06.05	02.10	+ Motorcode N52N/N53 ¹⁰⁾								
325 xi	160		06.05	08.07	+ erhöhte Zuladung/ + Motorcode N52N ⁹⁾								
325 xi	160		03.10	05.12	+ Motorcode N52N/N53 ¹⁰⁾			13.0470-7216.2	LD7216		23794 20,3 +/WE	ATE	
330 xd			06.05	08.07				13.0470-7216.2	LD7216		23794 20,3 +/WE	ATE	
330 xi	190		06.05	08.07									
325 xi	160		06.05	02.10	- erhöhte Zuladung/ + Motorcode N52N ¹¹⁾			13.0470-7238.2	LD7238		23313 20,3 +/WE	ATE	
325 xi	160		03.10	05.12	- erhöhte Zuladung/ + Motorcode N52N ¹¹⁾			13.0470-7238.2	LD7238		23313 20,3 +/WE	ATE	
320 d			09.07	02.10	+ Behörde ¹⁾			13.0470-7216.2	LD7216		23794 20,3 +/WE	ATE	
320 d	120		09.07	02.10	+ Behörde ¹⁾								
320 xd	130		09.07	02.10	+ Behörde ¹⁾								
325 i	160		09.07	02.10	+ erhöhte Zuladung/ + Motorcode N53 ¹²⁾								
320 d			03.10	05.12	+ Behörde ¹⁾			13.0470-7216.2	LD7216		23794 20,3 +/WE	ATE	
320 d	120		03.10	05.12	+ Behörde ¹⁾								
320 xd	130		03.10	05.12	+ Behörde ¹⁾								
325 i	155		01.12	05.12	+ erhöhte Zuladung ²⁾								
325 i	160		03.10	05.12	+ erhöhte Zuladung/ + Motorcode N53 ¹²⁾								
330 xd			09.07	02.10				13.0470-7237.2	LD7237		24161 20,3 +/WE	ATE	
330 xi	200		09.07	02.10				13.0470-7238.2	LD7238		23313 20,3 +/WE	ATE	

¹⁾ + authority cars / + enti statali / + véhicule communal / + vehiculos oficiales
²⁾ + increased payload / + carico utile maggiorato / + charge utile augmentée / + incremento de carga
³⁾ + engine code N46 / + codice motore N46 / + moteur code N46 / + motor code N46
⁴⁾ - increased payload / - carico utile maggiorato / - charge utile augmentée / - incremento de carga
⁵⁾ + engine code N46N / + codice motore N46N / + moteur code N46N / + motor code N46N
⁶⁾ - authority cars / - enti statali / - véhicule communal / - vehiculos oficiales
⁷⁾ + engine code N52 / + codice motore N52 / + moteur code N52 / + motor code N52
⁸⁾ - increased payload / + eng.co.N52N/N53 / - carico.uti.maggi./+codic.mot.N52N/N53 / - charge utile augment./+moteur N52N/N53 / - incremento de carga/+motor co.N52N/N53

⁹⁾ + increased payl./+engine co.N52N / + carico utile maggior./+codic.mot.N52N / + charge utile augmentée/+moteur co.N52N / + incremento de carga/+motor co.N52N
¹⁰⁾ + engine code N52N/N53 / + codice motore N52N/N53 / + moteur code N52N/N53 / + motor code N52N/N53
¹¹⁾ - increased payload./+engine co.N52N / - carico utile maggior./+codic.mot.N52N / - charge utile augmentée/+moteur co.N52N / - incremento de carga/+motor co.N52N
¹²⁾ + increased payl./+engine co.N53 / + carico utile maggior./+codic.mot.N53 / + charge utile augmentée/+moteur co.N53 / + incremento de carga/+motor co.N53



BMW 3er Reihe/E91 Touring (05-12)

	330 xd		03.10	05.12	13.0470-7237.2	LD7237		24161 20,3 +/WE	ATE
	330 xi	200	03.10	05.12	13.0470-7238.2	LD7238		23313 20,3 +/WE	ATE
	335 d	210	09.06	05.12	13.0470-7237.2	LD7237		24161 20,3 +/WE	ATE
	335 i	225	09.06	05.12	13.0470-7238.2	LD7238		23313 20,3 +/WE	ATE
	325 d	145	09.06	02.10 + Behörde 1)	13.0470-7237.2	LD7237		24161 20,3 +/WE	ATE
					13.0470-7238.2	LD7238		23313 20,3 +/WE	ATE
	325 d	145	03.10	05.12 + Behörde 1)	13.0470-7237.2	LD7237		24161 20,3 +/WE	ATE
					13.0470-7238.2	LD7238		23313 20,3 +/WE	ATE
	330 d	170	09.07	02.10	13.0470-7237.2	LD7237		24161 20,3 +/WE	ATE
	330 d	180	09.08	02.10	13.0470-7238.2	LD7238		23313 20,3 +/WE	ATE
330 i	200	09.07	02.10						
335 xi	225	03.07	02.10						
330 d	170	03.10	05.12	13.0470-7237.2	LD7237		24161 20,3 +/WE	ATE	
330 d	180	03.10	05.12	13.0470-7238.2	LD7238		23313 20,3 +/WE	ATE	
330 i	200	03.10	05.12						
335 xi	225	03.10	05.12						
	316 d	85	09.09	02.10	13.0470-7217.2	LD7217		23926 17,3 +/WE	ATE
	316i	90	09.07	02.10					
	318 d	90	09.05	08.07					
	318 d	105	09.07	02.10					
	318 i	95	01.06	08.07					
	318 i	100	09.07	02.10					
	318 i	105	09.07	02.10					
	320 d		09.07	02.10					
	320 d	120	06.05	02.10					
	320 i	110	06.05	08.07					
	320 i	125	09.07	02.10					
	320 xd	130	09.07	02.10					
	323 i	140	09.06	05.12					
	325 i	160	06.05	02.10					
	325 xi	160	06.05	08.07					
	316 d	85	03.10	05.12	13.0470-7217.2	LD7217		23926 17,3 +/WE	ATE
	316i	90	03.10	05.12					
	318 d	105	03.10	05.12					
	318 i	100	03.10	05.12					
	318 i	105	03.10	05.12					
	320 d		03.10	05.12					
	320 d	120	03.10	05.12					
	320 i	125	03.10	05.12					
	320 xd	130	03.10	05.12					
	325 i	155	01.12	05.12					
	325 i	160	03.10	05.12					
	320 d	120	09.07	02.10	13.0470-7225.2	LD7225		23550 17,3 +/WE	ATE
	320 d	120	06.05	02.10					
	320 xd	130	09.07	02.10					
325 d	145	09.06	02.10						
325 i	160	06.05	02.10						
325 xi	160	06.05	02.10						
325 xi	160	06.05	08.07						
330 d	170	06.05	02.10						
330 d	180	09.08	02.10						
330 i	190	06.05	08.07						
330 i	200	09.07	02.10						
330 xd		06.05	02.10						
330 xi	190	06.05	08.07						
330 xi	200	09.07	02.10						
335 d	210	09.06	02.10						
335 i	225	09.06	02.10						
335 xi	225	03.07	02.10						
320 d	120	03.10	05.12	13.0470-7225.2	LD7225		23550 17,3 +/WE	ATE	
320 d	120	03.10	05.12						
320 xd	130	03.10	05.12						
325 d	145	03.10	05.12						
325 i	155	01.12	05.12						
325 i	160	03.10	05.12						
325 xi	160	03.10	05.12						
330 d	170	03.10	05.12						
330 d	180	03.10	05.12						
330 i	200	03.10	05.12						
330 xd		03.10	05.12						
330 xi	200	03.10	05.12						
335 d	210	03.10	05.12						
335 i	225	03.10	05.12						
335 xi	225	03.10	05.12						

BMW 3er Reihe/E92 Coupe (06-13)

	316 i	90	09.07	02.10	13.0470-7216.2	LD7216		23794 20,3 +/WE	ATE
	320 i		03.07	02.10					
	325 d		03.07	02.10					
	325 i	160	09.06	08.07					
	330 i	160	09.06	02.10					
	316 i	90	03.10	06.13	13.0470-7216.2	LD7216		23794 20,3 +/WE	ATE
	318 i	105	03.10	06.13					
	320 i		03.10	06.13					
	325 d		03.10	06.13					

1) + authority cars / + enti statali / + véhicule communal / + vehiculos oficiales

2) - authority cars / - enti statali / - véhicule communal / - vehiculos oficiales

3) - increased payload / - carico utile maggiorato / - charge utile augmentée / - incremento de carga

4) - increased payl./+engine co.N52N / - carico utile maggior./+codic.mot.N52N / - charge utile augmentée/+moteur co.N52N / - incremento de carga/+motor co.N52N

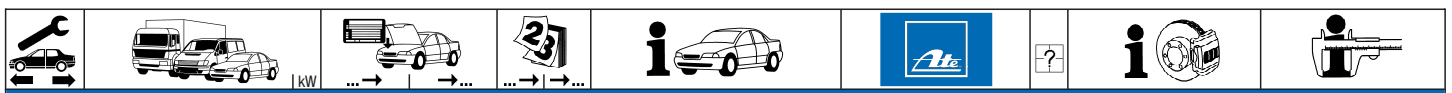
5) + increased payload / + carico utile maggiorato / + charge utile augmentée / + incremento de carga

6) + engine code N52N/N53 / + codice motore N52N/N53 / + moteur code N52N/N53 / + motor code N52N/N53

7) + increased payl./+engine co.N52N / + carico utile maggior./+codic.mot.N52N / + charge utile augmentée/+moteur co.N52N / + incremento de carga/+motor co.N52N

8) + engine code N52N / + codice motore N52N / + moteur code N52N / + motor code N52N

9) + engine code N53 / + codice motore N53 / + moteur code N53 / + motor code N53



BMW 3er Reihe/E92 Coupe (06-13)

←	325 i	160	03.10	06.13	+ Motorcode N53 ¹⁾	13.0470-7216.2	LD7216		23794 20,3 +/WE	ATE
	330 i		03.10	06.13	+ Motorcode N52N ²⁾	13.0470-7216.2	LD7216		23794 20,3 +/WE	ATE
	330 d		09.09	02.10	- erhöhte Zuladung ³⁾	13.0470-7216.2	LD7216		23794 20,3 +/WE	ATE
	330 i		09.09	02.10	- erhöhte Zuladung/ + Motorcode N53 ⁴⁾	13.0470-7216.2	LD7216		23794 20,3 +/WE	ATE
	330 d		03.10	06.13	- erhöhte Zuladung ³⁾	13.0470-7216.2	LD7216		23794 20,3 +/WE	ATE
	330 i		03.10	06.13	- erhöhte Zuladung/ + Motorcode N53 ⁴⁾	13.0470-7216.2	LD7216		23794 20,3 +/WE	ATE
	320 d		03.07	02.10		13.0470-7238.2	LD7238		23313 20,3 +/WE	ATE
	323 i		09.07	02.10		13.0470-7238.2	LD7238		23313 20,3 +/WE	ATE
	325 i	160	09.07	02.10	+ Motorcode N52N ²⁾	13.0470-7238.2	LD7238		23313 20,3 +/WE	ATE
	320 d		03.10	06.13		13.0470-7238.2	LD7238		23313 20,3 +/WE	ATE
	323 i		03.10	06.13		13.0470-7238.2	LD7238		23313 20,3 +/WE	ATE
	325 i	160	03.10	06.13	+ Motorcode N52N ²⁾	13.0470-7238.2	LD7238		23313 20,3 +/WE	ATE
	330 d		09.06	08.09		13.0470-7237.2	LD7237		24161 20,3 +/WE	ATE
	330 d		09.09	02.10	+ erhöhte Zuladung ⁵⁾	13.0470-7238.2	LD7238		23313 20,3 +/WE	ATE
	330 i		09.09	02.10	+ erhöhte Zuladung/ + Motorcode N53 ⁶⁾	13.0470-7238.2	LD7238		23313 20,3 +/WE	ATE
	330 i		09.06	08.09	+ Motorcode N53 ¹⁾	13.0470-7238.2	LD7238		23313 20,3 +/WE	ATE
	335 d	210	09.06	02.10		13.0470-7238.2	LD7238		23313 20,3 +/WE	ATE
	335 i	225	09.06	02.10		13.0470-7238.2	LD7238		23313 20,3 +/WE	ATE
	335 i	225	09.06	02.10		13.0470-7238.2	LD7238		23313 20,3 +/WE	ATE
	330 d		03.10	06.13	+ erhöhte Zuladung ⁵⁾	13.0470-7237.2	LD7237		24161 20,3 +/WE	ATE
	330 i		03.10	06.13	+ erhöhte Zuladung/ + Motorcode N53 ⁶⁾	13.0470-7238.2	LD7238		23313 20,3 +/WE	ATE
	335 d	210	03.10	06.13		13.0470-7238.2	LD7238		23313 20,3 +/WE	ATE
	335 i	225	03.10	06.13		13.0470-7238.2	LD7238		23313 20,3 +/WE	ATE
	325 xi	160	09.06	08.07		13.0470-7216.2	LD7216		23794 20,3 +/WE	ATE
	330 xd		09.09	02.10	- erhöhte Zuladung ³⁾	13.0470-7216.2	LD7216		23794 20,3 +/WE	ATE
	330 xi		09.06	02.10		13.0470-7216.2	LD7216		23794 20,3 +/WE	ATE
	330 xd		03.10	06.13	- erhöhte Zuladung ³⁾	13.0470-7216.2	LD7216		23794 20,3 +/WE	ATE
	330 xi		03.10	06.13		13.0470-7216.2	LD7216		23794 20,3 +/WE	ATE
	320 xd		03.07	02.10		13.0470-7238.2	LD7238		23313 20,3 +/WE	ATE
	325 xi	160	09.07	02.10		13.0470-7238.2	LD7238		23313 20,3 +/WE	ATE
	320 xd		03.10	06.13		13.0470-7238.2	LD7238		23313 20,3 +/WE	ATE
	325 xi	160	03.10	06.13		13.0470-7238.2	LD7238		23313 20,3 +/WE	ATE
	330 xd		09.09	02.10	+ erhöhte Zuladung ⁵⁾	13.0470-7237.2	LD7237		24161 20,3 +/WE	ATE
	330 xd		09.06	08.09		13.0470-7238.2	LD7238		23313 20,3 +/WE	ATE
	335 xi	225	09.07	02.10		13.0470-7238.2	LD7238		23313 20,3 +/WE	ATE
	330 xd		03.10	06.13	+ erhöhte Zuladung ⁵⁾	13.0470-7237.2	LD7237		24161 20,3 +/WE	ATE
	335 xi	225	03.10	06.13		13.0470-7238.2	LD7238		23313 20,3 +/WE	ATE
←	316 i	90	09.07	02.10		13.0470-2713.2	LD2713		23623 17,4 +/WE/Zub/S	LUC
	316 i	90	03.10	06.13		13.0470-2713.2	LD2713		23623 17,4 +/WE/Zub/S	LUC
	320 d		03.07	02.10		13.0470-7217.2	LD7217		23926 17,3 +/WE	ATE
	320 i		03.07	02.10		13.0470-7217.2	LD7217		23926 17,3 +/WE	ATE
	320 xd		03.07	02.10		13.0470-7217.2	LD7217		23926 17,3 +/WE	ATE
	323 i		09.06	02.10		13.0470-7217.2	LD7217		23926 17,3 +/WE	ATE
	325 i	160	09.06	02.10		13.0470-7217.2	LD7217		23926 17,3 +/WE	ATE
	325 xi	160	09.06	02.10		13.0470-7217.2	LD7217		23926 17,3 +/WE	ATE
	318 i	105	03.10	06.13		13.0470-7217.2	LD7217		23926 17,3 +/WE	ATE
	320 d		03.10	06.13		13.0470-7217.2	LD7217		23926 17,3 +/WE	ATE
	320 i		03.10	06.13		13.0470-7217.2	LD7217		23926 17,3 +/WE	ATE
	320 xd		03.10	06.13		13.0470-7217.2	LD7217		23926 17,3 +/WE	ATE
	323 i		03.10	06.13		13.0470-7217.2	LD7217		23926 17,3 +/WE	ATE
	325 i	160	03.10	06.13		13.0470-7217.2	LD7217		23926 17,3 +/WE	ATE
	325 xi	160	03.10	06.13		13.0470-7217.2	LD7217		23926 17,3 +/WE	ATE
	325 d		03.07	02.10		13.0470-7225.2	LD7225		23550 17,3 +/WE	ATE
	330 d		09.06	02.10		13.0470-7225.2	LD7225		23550 17,3 +/WE	ATE
	330 i		09.06	02.10		13.0470-7225.2	LD7225		23550 17,3 +/WE	ATE
	330 xd		09.06	02.10		13.0470-7225.2	LD7225		23550 17,3 +/WE	ATE
	330 xi		09.06	02.10		13.0470-7225.2	LD7225		23550 17,3 +/WE	ATE
	335 d	210	09.06	02.10		13.0470-7225.2	LD7225		23550 17,3 +/WE	ATE
	335 i	225	09.06	02.10		13.0470-7225.2	LD7225		23550 17,3 +/WE	ATE
	335 xi	225	09.07	02.10		13.0470-7225.2	LD7225		23550 17,3 +/WE	ATE
	325 d		03.10	06.13		13.0470-7225.2	LD7225		23550 17,3 +/WE	ATE
	330 d		03.10	06.13		13.0470-7225.2	LD7225		23550 17,3 +/WE	ATE
	330 i		03.10	06.13		13.0470-7225.2	LD7225		23550 17,3 +/WE	ATE
	330 xd		03.10	06.13		13.0470-7225.2	LD7225		23550 17,3 +/WE	ATE
	330 xi		03.10	06.13		13.0470-7225.2	LD7225		23550 17,3 +/WE	ATE
	335 d	210	03.10	06.13		13.0470-7225.2	LD7225		23550 17,3 +/WE	ATE
	335 i	225	03.10	06.13		13.0470-7225.2	LD7225		23550 17,3 +/WE	ATE
	M3		03.07	02.10		13.0470-7169.2	LD7169		23309 17,3 +/WE	ATE
	M3		03.10	06.13		13.0470-7169.2	LD7169		23309 17,3 +/WE	ATE

BMW 3er Reihe/E93 Cabrio (07-13)

←	320 d	120	01.08	02.10		13.0470-7238.2	LD7238		23313 20,3 +/WE	ATE
	320 d	130	03.08	02.10		13.0470-7238.2	LD7238		23313 20,3 +/WE	ATE
	320 d	135	01.10	02.10		13.0470-7238.2	LD7238		23313 20,3 +/WE	ATE
	320 i		03.07	02.08		13.0470-7238.2	LD7238		23313 20,3 +/WE	ATE
	323 i	130	03.07	02.10		13.0470-7238.2	LD7238		23313 20,3 +/WE	ATE
	325 i	160	03.07	02.10	+ Motorcode N52N ²⁾	13.0470-7238.2	LD7238		23313 20,3 +/WE	ATE
	320 d	120	03.10	11.13		13.0470-7238.2	LD7238		23313 20,3 +/WE	ATE
	320 d	130	03.10	11.13		13.0470-7238.2	LD7238		23313 20,3 +/WE	ATE
	320 d	135	03.10	11.13		13.0470-7238.2	LD7238		23313 20,3 +/WE	ATE
	323 i	130	03.10	11.13		13.0470-7238.2	LD7238		23313 20,3 +/WE	ATE
	325 i	160	03.10	11.13	+ Motorcode N52N ²⁾	13.0470-7238.2	LD7238		23313 20,3 +/WE	ATE
	320 i		03.08	02.10		13.0470-7216.2	LD7216		23794 20,3 +/WE	ATE
↓										

¹⁾ + engine code N53 / + codice motore N53 / + moteur code N53 / + motor code N53

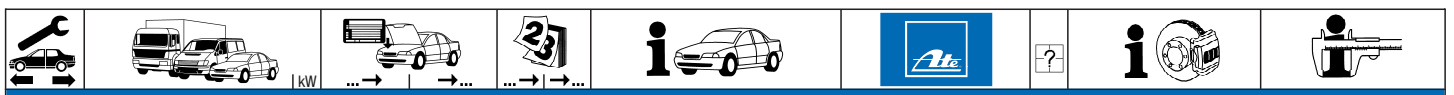
²⁾ + engine code N52N / + codice motore N52N / + moteur code N52N / + motor code N52N

³⁾ - increased payload / - carico utile maggiorato / - charge utile augmentée / - incremento de carga

⁴⁾ - increased payload / + engine code N53 / - carico utile maggiorato / + codic.mot.N53 / - charge utile augmentée / + moteur code N53 / - incremento de carga / + motor code N53

⁵⁾ + increased payload / + carico utile maggiorato / + charge utile augmentée / + incremento de carga

⁶⁾ + increased payload / + engine code N53 / + carico utile maggiorato / + codic.mot.N53 / + charge utile augmentée / + moteur code N53 / + incremento de carga / + motor code N53



BMW 3er Reihe/E93 Cabrio (07-13)

	325 d	145	09.07	02.10		13.0470-7216.2	LD7216		23794 20,3 +/WE	ATE
	325 i	160	03.07	02.10	+ Motorcode N53 ¹⁾					
	330 i	200	03.07	02.10	+ Motorcode N52N ²⁾					
	318 i	105	03.10	11.13		13.0470-7216.2	LD7216		23794 20,3 +/WE	ATE
	320 i		03.10	11.13						
	325 d	145	03.10	11.13						
	325 d	150	03.10	11.13						
	325 i	160	03.10	11.13	+ Motorcode N53 ¹⁾					
	330 i	200	03.10	11.13	+ Motorcode N52N ²⁾					
	330 d	170	09.09	02.10	- erhöhte Zuladung ³⁾	13.0470-7216.2	LD7216		23794 20,3 +/WE	ATE
	330 d	180	09.09	02.10						
	330 i	200	09.09	02.10	- erhöhte Zuladung ³⁾					
	330 d	170	03.10	11.13	- erhöhte Zuladung ³⁾	13.0470-7216.2	LD7216		23794 20,3 +/WE	ATE
	330 d	180	03.10	11.13						
	330 i	200	03.10	11.13	- erhöhte Zuladung/ + Motorcode N53 ⁴⁾					
	330 i	200	03.07	08.09	+ Motorcode N53 ¹⁾	13.0470-7237.2	LD7237		24161 20,3 +/WE	ATE
						13.0470-7238.2	LD7238		23313 20,3 +/WE	ATE
	330 d	170	03.07	08.09		13.0470-7237.2	LD7237		24161 20,3 +/WE	ATE
	330 d	170	09.09	02.10	+ erhöhte Zuladung ⁵⁾	13.0470-7238.2	LD7238		23313 20,3 +/WE	ATE
	330 d	180	01.09	08.09						
	330 i	200	09.09	02.10	+ erhöhte Zuladung/ + Motorcode N53 ⁶⁾					
	335 i	225	03.07	02.10						
	330 d	170	03.10	11.13	+ erhöhte Zuladung ⁵⁾	13.0470-7237.2	LD7237		24161 20,3 +/WE	ATE
	330 i	200	03.10	11.13	+ erhöhte Zuladung/ + Motorcode N53 ⁶⁾	13.0470-7238.2	LD7238		23313 20,3 +/WE	ATE
335 i	225	03.10	11.13							
	320 d	120	01.08	02.10		13.0470-7217.2	LD7217		23926 17,3 +/WE	ATE
	320 d	130	03.08	02.10						
	320 d	135	01.10	02.10						
	320 i		03.07	02.10						
	323 i	130	03.07	02.10						
	325 i	160	03.07	02.10						
	318 i	105	03.10	11.13		13.0470-7217.2	LD7217		23926 17,3 +/WE	ATE
	320 d	120	03.10	11.13						
	320 d	130	03.10	11.13						
	320 d	135	03.10	11.13						
	320 i		03.10	11.13						
	325 i	160	03.10	11.13						
	325 d	145	09.07	02.10		13.0470-7225.2	LD7225		23550 17,3 +/WE	ATE
	330 d	170	03.07	02.10						
	330 d	180	01.09	02.10						
	330 i	200	03.07	02.10						
	335 i	225	03.07	02.10						
	325 d	145	03.10	11.13		13.0470-7225.2	LD7225		23550 17,3 +/WE	ATE
	325 d	150	03.10	11.13						
	330 d	170	03.10	11.13						
	330 d	180	01.09	11.13						
	330 i	200	03.10	11.13						
	335 i	225	03.10	11.13						

BMW 5er Reihe/E39 (96-03)

	520 d	100	04.00	07.03	- Behörde ⁷⁾	13.0470-7089.2	LD7089		21677 20,3 +/WE	ATE
	520 d Touring	100	04.00	07.03	- Behörde ⁷⁾					
	520 i		03.96	07.03	- Behörde ⁷⁾					
	520 i Touring		05.97	07.03	- Behörde ⁷⁾					
	523 i	125	12.95	09.00						
	523 i Touring	125	05.97	09.00						
	525 d	120	04.00	07.03	- Behörde ⁷⁾					
	525 d Touring	120	04.00	07.03	- Behörde ⁷⁾					
	525 i	141	10.00	07.03	- Behörde ⁷⁾					
	525 i Touring	141	10.00	07.03	- Behörde ⁷⁾					
	525 td	85	01.97	09.00						
	525 tds	105	02.96	09.00						
525 tds Touring	105	06.98	09.00							
528 i	142	12.95	09.00							
528 i Touring	142	05.97	09.00							
530 d		09.98	09.00							
530 d Touring		09.98	09.00							
	520 d	100	04.00	07.03	+ Behörde ⁸⁾	13.0470-7078.2	LD7078		21486 19,3 +/WE	ATE
	520 d Touring	100	04.00	07.03	+ Behörde ⁸⁾					
	520 i		03.96	07.03	+ Behörde ⁸⁾					
	520 i Touring		05.97	07.03	+ Behörde ⁸⁾					
	525 d	120	04.00	07.03	+ Behörde ⁸⁾					
	525 d Touring	120	04.00	07.03	+ Behörde ⁸⁾					
	525 i	141	10.00	07.03	+ Behörde ⁸⁾					
	525 i Touring	141	10.00	07.03	+ Behörde ⁸⁾					
	530 d		10.00	07.03	+ Behörde ⁸⁾					
	530 d Touring		10.00	07.03						
	530 i	170	10.00	07.03						
	530 i Touring	170	10.00	07.03						
540 i	210	05.96	07.03							
540 i Touring	210	05.97	07.03							
	520 d	100	04.00	07.03		13.0470-7090.2	LD7090		21691 17,3 +/WE	ATE
	520 i		03.96	07.03						
	523 i	125	12.95	09.00						
	525 d	120	04.00	07.03						

¹⁾ + engine code N53 / + codice motore N53 / + moteur code N53 / + motor code N53
²⁾ + engine code N52N / + codice motore N52N / + moteur code N52N / + motor code N52N
³⁾ - increased payload / - carico utile maggiorato / - charge utile augmentée / - incremento de carga
⁴⁾ - increased payload / + engine code N53 / - carico utile maggiorato / + codic. mot. N53 / - charge utile augmentée / + moteur co. N53 / - incremento de carga / + motor co. N53
⁵⁾ + increased payload / + carico utile maggiorato / + charge utile augmentée / + incremento de carga
⁶⁾ + increased payload / + engine code N53 / + carico utile maggiorato / + codic. mot. N53 / + charge utile augmentée / + moteur co. N53 / + incremento de carga / + motor co. N53
⁷⁾ - authority cars / - enti statali / - véhicules communal / - vehículos oficiales
⁸⁾ + authority cars / + enti statali / + véhicule communal / + vehículos oficiales





BMW 5er Reihe/E39 (96-03)

	525 i	141		10.00	07.03		13.0470-7090.2	LD7090		21691 17,3 +/WE	ATE
	525 td	85		01.97	09.00						
	525 tds	105		02.96	09.00						
	528 i	142		12.95	09.00						
	530 d			09.98	07.03						
	530 i	170		10.00	07.03						
	535 i			05.96	07.03						
	540 i	210		05.96	07.03						
	520 d Touring	100		04.00	07.03		13.0470-7090.2	LD7090		21691 17,3 +/WE	ATE
	520 i Touring			05.97	07.03						
	523 i Touring	125		05.97	09.00						
	525 d Touring	120		04.00	07.03						
	525 i Touring	141		10.00	07.03						
	525 tds Touring	105		06.98	09.00						
528 i Touring	142		05.97	09.00							
530 d Touring			09.98	07.03							
530 i Touring	170		10.00	07.03							
540 i Touring	210		05.97	07.03							

BMW 5er Reihe/E60 Limousine (03-10)

	520 d	120		07.05	02.10	- Behörde ¹⁾	13.0470-7176.2	LD7176		23794 20,3 +/WE	ATE
	520 i	125		07.03	03.05	+ Schaltgetriebe ²⁾					
	523 i	130		07.05	03.07	- Behörde ¹⁾					
	523 i	140		03.07	02.10	- Behörde/ + Motorcode N52N ³⁾					
	525 d	130		10.03	03.07	- Behörde ¹⁾					
	525 i	141		07.03	06.05	- Behörde ¹⁾					
	525 i	160		03.07	02.10	- Behörde/ + Motorcode N52N ³⁾					
	520 d	120		07.05	02.10	+ Behörde ⁴⁾	13.0470-7167.2	LD7167		23312 20,3 +/WE	ATE
	520 d	130		09.07	02.10						
	520 i	125		07.03	03.05	+ Automatikgetriebe ⁵⁾					
	523 i	130		07.05	03.07	+ Behörde ⁴⁾					
	523 i	140		03.07	02.10	+ Motorcode N53 ⁶⁾					
	523 i	140		03.07	02.10	+ Behörde/ + Motorcode N52N ⁷⁾					
	525 d	130		10.03	03.07	+ Behörde ⁴⁾					
525 d	145		03.07	02.10							
525 i	141		07.03	06.05	+ Behörde ⁴⁾						
525 i	160		03.07	02.10	+ Behörde/ + Motorcode N52N ⁷⁾						
525 i	160		03.07	02.10	+ Motorcode N53 ⁶⁾						
525 i	160		07.05	03.07							
525 xd	145		03.07	02.10							
525 xi	160		07.05	02.10							
530 d	160		07.03	08.05							
530 d	170		07.03	03.07							
530 d	173		03.07	02.10							
530 i	170		07.03	03.05							
530 i	190		07.05	03.07							
530 i	200		01.07	02.10							
530 xd	170		07.05	03.07							
530 xd	173		03.07	02.10							
530 xi	190		07.05	03.07							
530 xi	200		03.07	02.10							
535 d	200		09.04	03.07		13.0470-7210.2	LD7210		23791 20,8 +/WE	ATE	
535 d	210		03.07	02.10							
540 i	225		03.07	02.10	+ erhöhte Zuladung ⁸⁾						
	520 d	120		07.05	02.10		13.0470-7174.2	LD7174		23732 17,3 +/WE	ATE
	520 d	130		09.07	02.10						
	520 i	125		07.03	03.05						
	523 i	130		07.05	03.07						
	523 i	140		03.07	02.10						
	525 d	130		10.03	03.07						
	525 d	145		03.07	02.10	- Behörde ¹⁾					
	525 i	141		07.03	06.05						
	525 i	160		03.07	02.10	+ Motorcode N52N ⁹⁾					
	525 i	160		07.05	03.07						
	525 i	160		03.07	02.10	- Behörde/ + Motorcode N53 ¹⁰⁾					
	525 xd	145		03.07	02.10						
	525 xi	160		07.05	02.10						
	530 d	160		07.03	08.05	- Behörde ¹⁾					
	530 d	170		07.03	03.07	- Behörde ¹⁾					
	530 d	173		03.07	02.10	- Behörde ¹⁾					
	530 i	170		07.03	03.05						
	530 i	190		07.05	03.07	- Behörde ¹⁾					
	530 i	200		01.07	02.10	- Behörde/ + Motorcode N52N ³⁾					
	530 xd	170		07.05	03.07						
	530 xd	173		03.07	02.10						
	530 xi	190		07.05	03.07						
	530 xi	200		03.07	02.10						
525 d	145		03.07	02.10	+ Behörde ⁴⁾	13.0470-7169.2	LD7169		23309 17,3 +/WE	ATE	
525 i	160		03.07	02.10	+ Behörde/ + Motorcode N53 ¹¹⁾						
530 d	160		07.03	08.05	+ Behörde ⁴⁾						
530 d	170		07.03	03.07	+ Behörde ⁴⁾						
530 d	173		03.07	02.10	+ Behörde ⁴⁾						
530 i	190		07.05	03.07	+ Behörde ⁴⁾						
530 i	200		01.07	02.10	+ Behörde/ + Motorcode N52N ⁷⁾						
530 i	200		01.07	02.10	+ Motorcode N53 ⁶⁾						
535 d	200		09.04	03.07							
535 d	210		03.07	02.10							

1) - authority cars / - enti statali / - véhicule communal / - vehiculos oficiales
 2) + manual transmission / + scatola cambio velocità / + transmission mécanique / + cambio de velocidad
 3) - authority cars/+engine co.N52N / - enti statali/+codice mot.N52N / - véhicule communal/+moteur co.N52N / - vehiculos oficiales/+motor co.N52N
 4) + authority cars / + enti statali / + véhicule communal / + vehiculos oficiales
 5) + autom.transmission / + scatola cambio automatico / + transmission automatique / + cambio automático
 6) + engine code N53 / + codice motore N53 / + moteur code N53 / + motor code N53
 7) + authority cars/+engine no.N52N / + enti statali/+codice mot.N52N / + véhicule communal/+moteur co.N52N / + vehiculos oficiales/+motor co.N52N

8) + increased payload / + carico utile maggiorato / + charge utile augmentée / + incremento de carga
 9) + engine code N52N / + codice motore N52N / + moteur code N52N / + motor code N52N
 10) - authority cars/+engine co.N53 / - enti statali/+codice mot.N53 / - véhicule communal/+moteur co.N53 / - vehiculos oficiales/+motor co.N53
 11) + authority cars/+engine no.N53 / + enti statali/+codice mot.N53 / + véhicule communal/+moteur co.N53 / + vehiculos oficiales/+motor co.N53



BMW 5er Reihe/E60 Limousine (03-10)

	540 i	225	07.05	02.10		13.0470-7169.2	LD7169		23309 17,3 +/WE	ATE
	545 i	245	07.03	08.05						
	550 i	270	07.05	02.10						
	M5	373	09.04	02.10						

BMW 5er Reihe/E61 Touring (04-10)

	520 d	110	09.05	05.10	- Behörde ¹⁾	13.0470-7176.2	LD7176		23794 20,3 +/WE	ATE
	520 d	120	07.05	05.10	- Behörde ¹⁾					
	520 i	125	06.04	05.10	- Behörde ¹⁾					
	523 i	130	07.05	03.07	- Behörde ¹⁾					
	523 i	140	03.07	05.10	- Behörde/ + Motorcode N52N ²⁾					
	525 d	120	12.04	05.10						
	525 d	130	05.04	03.07	- Behörde ¹⁾					
	525 i	141	05.04	03.05	- Behörde ¹⁾					
	525 i	160	03.07	05.10	- Behörde/ + Motorcode N52N ²⁾					
	520 d	110	09.05	05.10	+ Behörde ³⁾	13.0470-7167.2	LD7167		23312 20,3 +/WE	ATE
	520 d	120	07.05	05.10	+ Behörde ³⁾					
	520 d	130	09.07	05.10						
	520 i	125	06.04	05.10	+ Behörde ³⁾					
	523 i	130	07.05	03.07	+ Behörde ³⁾					
	523 i	140	03.07	05.10	+ Motorcode N53 ⁴⁾					
	523 i	140	03.07	05.10	+ Behörde/ + Motorcode N52N ⁵⁾					
	525 d	120	12.04	05.10						
	525 d	130	05.04	03.07	+ Behörde ³⁾					
	525 d	145	03.07	05.10						
	525 i	141	05.04	03.05	+ Behörde ³⁾					
	525 i	160	07.05	03.07						
	525 i	160	03.07	05.10	+ Motorcode N53 ⁴⁾					
	525 i	160	03.07	05.10	+ Behörde/ + Motorcode N52N ⁵⁾					
	525 xd	145	03.07	05.10						
	525 xi	160	07.05	05.10						
	530 d	160	05.04	08.05						
	530 d	170	07.05	05.10						
	530 d	173	03.07	05.10						
	530 i	190	07.05	03.07						
	530 i	200	03.07	05.10						
	530 xd	170	07.05	03.07						
	530 xd	173	03.07	05.10						
	530 xi	190	07.05	03.07						
	530 xi	200	03.07	05.10						
	535 d	200	09.04	03.07		13.0470-7210.2	LD7210		23791 20,8 +/WE	ATE
	535 d	210	03.07	05.10						

	520 d	110	09.05	05.10		13.0470-7174.2	LD7174		23732 17,3 +/WE	ATE
	520 d	120	07.05	05.10						
	520 d	130	09.07	05.10						
	520 i	125	06.04	05.10						
	523 i	130	07.05	03.07						
	523 i	140	03.07	05.10						
	525 d	120	12.04	05.10						
	525 d	130	05.04	03.07						
	525 d	145	03.07	05.10	- Behörde ¹⁾					
	525 i	141	05.04	03.05						
	525 i	160	07.05	03.07						
	525 i	160	03.07	05.10	+ Motorcode N52N ⁶⁾					
	525 i	160	03.07	05.10	- Behörde/ + Motorcode N53 ⁷⁾					
	525 xd	145	03.07	05.10						
	525 xi	160	07.05	05.10						
	530 d	160	05.04	08.05						
	530 d	170	07.05	05.10	- Behörde ¹⁾					
	530 d	173	03.07	05.10	- Behörde ¹⁾					
	530 i	190	07.05	03.07						
	530 i	200	03.07	05.10	- Behörde/ + Motorcode N52N ²⁾					
	530 xd	170	07.05	03.07						
	530 xd	173	03.07	05.10						
	530 xi	190	07.05	03.07						
	530 xi	200	03.07	05.10						
	525 d	145	03.07	05.10	+ Behörde ³⁾	13.0470-7169.2	LD7169		23309 17,3 +/WE	ATE
	525 i	160	03.07	05.10	+ Behörde/ + Motorcode N53 ⁸⁾					
	530 d	170	07.05	05.10	+ Behörde ³⁾					
	530 d	173	03.07	05.10	+ Behörde ³⁾					
	530 i	200	03.07	05.10	+ Behörde/ + Motorcode N52N ⁵⁾					
	530 i	200	03.07	05.10	+ Motorcode N53 ⁴⁾					
	535 d	200	09.04	03.07						
	535 d	210	03.07	05.10						
	545 i	245	05.04	08.05						
	550 i	270	07.05	05.10						
	M5	373	02.07	05.10		13.0470-7169.2	LD7169		23309 17,3 +/WE	ATE

BMW 5er Reihe/F10 Limousine (10-)

	518 d	105	01.13			13.0470-7268.2	LD7268		24697 19,3 +/WE	ATE
	518 d	110	07.14							
	520 d	135	03.10							
	520 d	140	07.14							
	520 d xDrive	135	02.13							
	520 d xDrive	140	07.14							
	520 i	120	09.11							
	520 i	135	09.11							

1) - authority cars / - enti statali / - véhicule communal / - vehiculos oficiales
2) - authority cars/+engine co.N52N / - enti statali/+codice mot.N52N / - véhicule communal/+moteur co.N52N / - vehiculos oficiales/+motor co.N52N
3) + authority cars / + enti statali / + véhicule communal / + vehiculos oficiales
4) + engine code N53 / + codice motore N53 / + moteur code N53 / + motor code N53
5) + authority cars/+engine no.N52N / + enti statali/+codice mot.N52N / + véhicule communal/+moteur co.N52N / + vehiculos oficiales/+motor co.N52N
6) + engine code N52N / + codice motore N52N / + moteur code N52N / + motor code N52N
7) - authority cars/+engine co.N53 / - enti statali/+codice mot.N53 / - véhicule communal/+moteur co.N53 / - vehiculos oficiales/+motor co.N53
8) + authority cars/+engine no.N53 / + enti statali/+codice mot.N53 / + véhicule communal/+moteur co.N53 / + vehiculos oficiales/+motor co.N53





BMW 5er Reihe/F10 Limousine (10-)

	523 i	150		03.10		13.0470-7268.2	LD7268		24697 19,3 +/WE	ATE
	525 d	150		03.10	+ verstärkte Bremse ¹⁾	13.0470-7267.2	LD7267		25045 19,5 +/WE	ATE
	525 d	160		09.11	+ verstärkte Bremse ¹⁾					
	525 d xDrive	160		09.11	+ verstärkte Bremse ¹⁾					
	528 i	180		09.11	+ verstärkte Bremse ¹⁾					
	528 i	190		03.10	+ verstärkte Bremse ¹⁾					
	528 i xDrive	180		09.11	+ verstärkte Bremse ¹⁾					
	530 d	180		03.10	+ verstärkte Bremse ¹⁾					
	530 d	190		09.11	+ verstärkte Bremse ¹⁾					
	530 d xDrive	190		03.11	+ verstärkte Bremse ¹⁾					
	530 i	200		09.11	+ verstärkte Bremse ¹⁾					
	535 d	220		09.10						
	535 i	225		03.10						
	535 i xDrive	225		03.11						
	518 d	105		01.13		13.0470-2760.2	LD2760		24561 17,7 +/WE/Zub/S LUC	
	518 d	110		07.14						
	520 d	135		03.10						
	520 d	140		07.14						
	520 d xDrive	135		02.13						
	520 d xDrive	140		07.14						
	520 i	120		09.11						
	520 i	135		09.11						
	523 i	150		03.10						
	525 d	150		03.10						
	525 d	160		09.11						
	525 d xDrive	160		09.11						
	528 i	180		09.11						
	528 i	190		03.10						
	528 i xDrive	180		09.11						
	530 i	200		09.11						
	530 d	180		03.10		13.0470-2716.2	LD2716	elektrische Feststellbremse ²⁾	24703 17,8 +/WE/Zub/S LUC	
	530 d	190		09.11						
	530 d xDrive	190		03.11						
	535 d	220		09.10						
	535 d	230		09.11						
	535 d xDrive	230		09.11						
	535 i	225		03.10						
	535 i xDrive	225		03.11						
	550 i	300		03.10						
	550 i	330		05.13						
	550 i xDrive	300		09.10						
	550 i xDrive	330		05.13						
	Active Hybrid 5	250		09.11						
	M 550 d xDrive	280		03.12						
	M5	412		09.11		13.0470-2716.2	LD2716	elektrische Feststellbremse ²⁾	24703 17,8 +/WE/Zub/S LUC	
	M5 Competition	423		01.14						




BMW 5er Reihe/F11 Touring (10-)

	518 d	105		01.13	- verstärkte Bremse ³⁾	13.0470-7268.2	LD7268		24697 19,3 +/WE	ATE
	518 d	110		05.14	- verstärkte Bremse ³⁾					
	520 d	135		09.10	- verstärkte Bremse ³⁾					
	520 d	140		05.14	- verstärkte Bremse ³⁾					
	520 d xDrive	135		02.13	- verstärkte Bremse ³⁾					
	520 d xDrive	140		05.14	- verstärkte Bremse ³⁾					
	520 i	135		09.11						
	523 i	150		09.10						
	520 d	140		05.14	+ verstärkte Bremse ¹⁾	13.0470-7267.2	LD7267		25045 19,5 +/WE	ATE
	520 d xDrive	140		05.14	+ verstärkte Bremse ¹⁾					
	525 d	160		09.11	+ verstärkte Bremse ¹⁾					
	525 d xDrive	160		09.11	+ verstärkte Bremse ¹⁾					
	530 d	190		09.11	+ verstärkte Bremse ¹⁾					
	530 d xDrive	190		03.11	+ verstärkte Bremse ¹⁾					
	535 d	220		09.10						
	535 i	225		09.10						
	535 i xDrive	225		09.11						
	518 d	105		01.13	- verstärkte Bremse ³⁾	13.0470-2760.2	LD2760		24561 17,7 +/WE/Zub/S LUC	
	518 d	110		05.14	- verstärkte Bremse ³⁾					
	520 d	135		09.10	- verstärkte Bremse ³⁾					
	520 d	140		05.14	- verstärkte Bremse ³⁾					
	520 d xDrive	135		02.13	- verstärkte Bremse ³⁾					
	520 d xDrive	140		05.14	- verstärkte Bremse ³⁾					
	520 i	135		09.11						
	523 i	150		09.10						
	525 d	150		09.10	- verstärkte Bremse ³⁾					
	525 d	160		09.11	- verstärkte Bremse ³⁾					
	525 d xDrive	160		09.11	- verstärkte Bremse ³⁾					
	528 i	180		09.11						
	528 i	190		09.10						
	528 i xDrive	180		09.11						
	530 d	180		09.10						
	530 d	190		09.11	- verstärkte Bremse ³⁾					
	530 i	200		09.11						
	518 d	105		01.13	+ verstärkte Bremse ¹⁾	13.0470-2716.2	LD2716		24703 17,8 +/WE/Zub/S LUC	
	518 d	110		05.14	+ verstärkte Bremse ¹⁾					
	520 d	135		09.10	+ verstärkte Bremse ¹⁾					
	520 d	140		05.14	+ verstärkte Bremse ¹⁾					

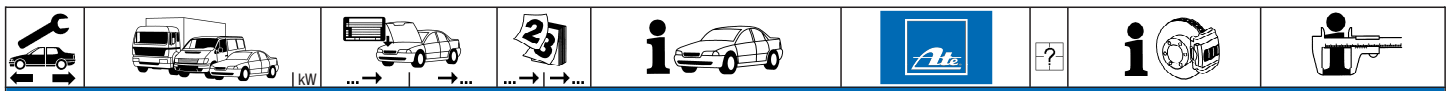
¹⁾ + heavy duty brake / + freno rinforzato / + frein renforcé / + freno reforzado

²⁾ electric parking brake / fr.di stazionamento elettrico / frein à main électrique / freno de mano eléctrico

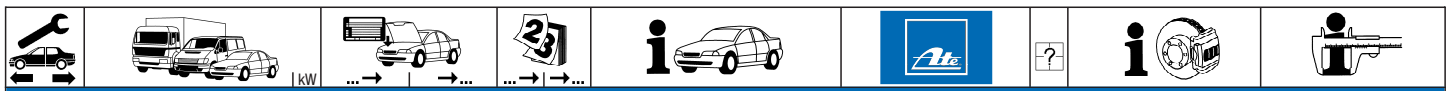
³⁾ - heavy duty brake / - freno rinforzato / - frein renforcé / - freno reforzado

        											
BMW 5er Reihe/F11 Touring (10-)											
	520 d xDrive	135		02.13		+ verstärkte Bremse ¹⁾	13.0470-2716.2	LD2716			24703 17,8 +WE/Zub/S LUC
	520 d xDrive	140		05.14		+ verstärkte Bremse ¹⁾					
	525 d	160		09.11		+ verstärkte Bremse ¹⁾					
	525 d xDrive	160		09.11		+ verstärkte Bremse ¹⁾					
	530 d	190		09.11		+ verstärkte Bremse ¹⁾					
	530 d xDrive	190		03.11							
	535 d	220		09.10							
	535 d	230		09.11							
	535 d xDrive	230		09.11							
	535 i	225		09.10							
	535 i xDrive	225		09.11							
	550 i	300		09.11							
550 i	330		05.13								
M 550 d xDrive	280		03.12								
BMW 5er Reihe/F07 GT GRAN TURISMO (09-)											
	520 d	135		10.11			13.0470-7267.2	LD7267			25045 19,5 +WE ATE
	530 d	155		07.10							
	530 d	180		10.09							
	530 d	190		10.09							
	530 d xDrive	180		09.10							
	530 d xDrive	190		10.09							
	535 d	220		03.10							
	535 d xDrive	220		09.10							
	535 i	225		10.09							
	535 i xDrive	225		09.10							
BMW 6er Reihe/E63 Coupe (04-11)											
	630 i	190		07.04	08.07		13.0470-7167.2	LD7167			23312 20,3 +WE ATE
	630 i	200		09.07	05.11						
	635 d	210		09.07	05.11						
	630 i	190		07.04	08.07		13.0470-7174.2	LD7174			23732 17,3 +WE ATE
	630 i	200		09.07	05.11						
	635 d	210		09.07	05.11						
	645 Ci	245		12.03	08.07						
	650 i	270		07.05	05.11						
BMW 6er Reihe/E64 Cabrio (04-11)											
	630 i	190		07.04	08.07		13.0470-7167.2	LD7167			23312 20,3 +WE ATE
	630 i	200		09.07	02.11						
	635 d	210		09.07	02.11						
	630 i	190		07.04	08.07		13.0470-7174.2	LD7174			23732 17,3 +WE ATE
	630 i	200		09.07	02.11						
	635 d	210		09.07	02.11						
	645 Ci	245		04.04	08.07						
	650 i	270		07.05	02.11						
BMW 6er Reihe/F12 Cabrio (11-)											
	640 d	230		06.11			13.0470-2716.2	LD2716			24703 17,8 +WE/Zub/S LUC
	640 d xDrive	230		03.12							
	640 i	235		03.11							
	640 i xDrive	235		01.13							
	650 i	300		03.11							
	650 i	330		10.11							
	650 i xDrive	300		06.11							
	650 i xDrive	330		09.12							
	M6	412		06.12							
	M6 Competition	423		02.14							
BMW 6er Reihe/F13 Coupe (11-)											
	640 d	230		06.11			13.0470-2716.2	LD2716			24703 17,8 +WE/Zub/S LUC
	640 d xDrive	230		03.12							
	640 i	235		06.11							
	640 i xDrive	235		01.13							
	650 i	300		06.11							
	650 i	330		09.12							
	650 i xDrive	300		06.11							
	650 i xDrive	330		09.12							
BMW 6er Reihe/F06 Gran Coupe (12-)											
	640 d	230		03.12			13.0470-2716.2	LD2716			24703 17,8 +WE/Zub/S LUC
	640 d xDrive	230		01.13							
	640 i	235		03.12							
	640 i xDrive	235		01.13							
	650 i	330		09.12							
	650 i xDrive	330		09.12							
BMW 7er Reihe/E38 (93-01)											
	740 i	210		07.93	11.01		13.0470-7078.2	LD7078			21486 19,3 +WE ATE
	740 iL	210		05.94	11.01						
	725 tds	105		05.96	11.01		13.0470-7079.2	LD7079			21487 17,3 +WE ATE
	728 i	142		07.95	11.01						
	728 iL	142		01.96	11.01						
	730 d			09.98	11.01						
	730 i			07.93	11.01						
↓											

¹⁾ + heavy duty brake / + freno rinforzato / + frein renforcé / + freno reforzado

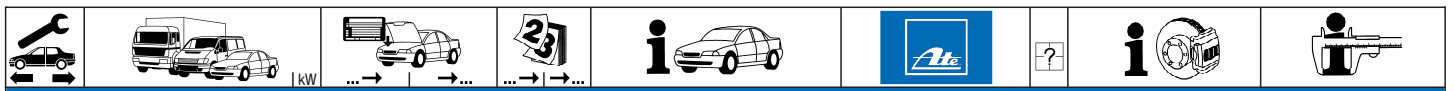


BMW 7er Reihe/E38 (93-01)												
	730 iL			05.94	11.01			13.0470-7079.2	LD7079		21487 17,3 +/WE	ATE
	735 i	173		01.96	11.01							
	735 iL	173		01.96	11.01							
	740 d	180		05.99	11.01							
	740 i	210		07.93	11.01							
	740 iL	210		05.94	11.01							
	750 i	240		11.93	11.01							
	750 iL	240		01.94	11.01							
BMW 7er Reihe/E65/E66 (02-08)												
	730 d	160		09.02	08.08			13.0470-7167.2	LD7167		23312 20,3 +/WE	ATE
	730 d,Ld	170		03.05	08.08							
	730 i,Li	170		03.03	08.08							
	730 i,Li	190		07.05	08.08							
	730 d	160		09.02	02.05			13.0470-7168.2	LD7168		23447 17,3 +/WE	ATE
	730 i,Li	170		03.03	08.08							
	730 i,Li	190		07.05	08.08							
	735 i,Li	200		11.01	08.08							
	730 d,Ld	170		03.05	08.08			13.0470-7169.2	LD7169		23309 17,3 +/WE	ATE
	740 d	190		09.02	08.08							
	740 i,Li	225		03.05	08.08							
	745 d			03.05	08.08							
	745 i,Li	245		11.01	08.08							
	750 i,Li	270		03.05	08.08							
	760 i,Li	327		03.03	08.08							
BMW 7er Reihe/F01/F02/F03/F04 (08-)												
	730 d	180		09.08	02.10			13.0470-7267.2	LD7267		25045 19,5 +/WE	ATE
	730 i	190		09.08	02.10							
	740 d	225		09.09	02.10							
	730 d	180		03.10				13.0470-7267.2	LD7267		25045 19,5 +/WE	ATE
	730 d	190		06.12								
	730 d xDrive	190		06.12								
	730 i	190		03.10								
	740 d	225		03.10								
	740 d xDrive	225		09.10								
BMW i8/I12 (14-)												
	1.5 Hybrid			03.14				13.0470-2760.2	LD2760		24561 17,7 +/WE/Zub/S LUC	
BMW X1/E84 (09-)												
	sDrive 18 d	105		10.09	02.10			13.0470-7238.2	LD7238		23313 20,3 +/WE	ATE
	sDrive 20 d	130		10.09	02.10							
	xDrive 18 d	105		10.09	02.10			13.0470-7238.2	LD7238		23313 20,3 +/WE	ATE
	xDrive 20 d	130		10.09	02.10							
	xDrive 23 d	150		10.09	02.10			13.0470-7216.2	LD7216		23794 20,3 +/WE	ATE
	sDrive 16 d	85		07.12				13.0470-7238.2	LD7238		23313 20,3 +/WE	ATE
	sDrive 16 i	105		03.13								
	sDrive 18 d	105		03.10								
	sDrive 18 i	110		03.10								
	sDrive 20 d	130		03.10								
	sDrive 20 d	135		07.12								
	sDrive 20 d ed	120		03.10								
	sDrive 20 i	135		09.11								
	xDrive 18 d	105		03.10				13.0470-7238.2	LD7238		23313 20,3 +/WE	ATE
	xDrive 20 d	130		03.10								
	xDrive 20 d	135		07.12								
	xDrive 20 i	135		09.11								
	xDrive 23 d	150		03.12								
	xDrive 25 d	160		07.12								
	xDrive 25 i	160		03.12								
	xDrive 28 i	180		03.12								
	xDrive 23 d	150		03.10	02.12			13.0470-7216.2	LD7216		23794 20,3 +/WE	ATE
	xDrive 25 i	160		03.10	02.12							
	xDrive 28 i	180		04.11	02.12							
	xDrive 28 i	190		10.09	02.10			13.0470-7237.2	LD7237		24161 20,3 +/WE	ATE
								13.0470-7238.2	LD7238		23313 20,3 +/WE	ATE
	xDrive 28 i	190		03.10				13.0470-7237.2	LD7237		24161 20,3 +/WE	ATE
								13.0470-7238.2	LD7238		23313 20,3 +/WE	ATE
	sDrive 18 d	105		10.09	02.10			13.0470-7217.2	LD7217		23926 17,3 +/WE	ATE
	sDrive 20 d	130		10.09	02.10							
	xDrive 18 d	105		10.09	02.10							
	xDrive 20 d	130		10.09	02.10							
	xDrive 23 d	150		10.09	02.10							
	sDrive 16 d	85		07.12				13.0470-7217.2	LD7217		23926 17,3 +/WE	ATE
	sDrive 16 i	105		03.13								
	sDrive 18 d	105		03.10								
	sDrive 18 i	110		03.10								
	sDrive 20 d	130		03.10								
	sDrive 20 d	135		07.12								
	sDrive 20 d ed	120		03.10								
	sDrive 20 i	135		09.11								
	xDrive 18 d	105		03.10								
↓	↓											



BMW X1/E84 (09-)											
	xDrive 20 d	130		03.10			13.0470-7217.2	LD7217		23926 17,3 +/WE	ATE
	xDrive 20 d	135		07.12							
	xDrive 20 i	135		09.11							
	xDrive 23 d	150		03.10							
	xDrive 25 d	160		07.12							
	xDrive 25 i	160		03.10							
	xDrive 28 i	180		04.11							
xDrive 28 i	190		10.09	02.10			13.0470-7225.2	LD7225		23550 17,3 +/WE	ATE
xDrive 28 i	190		03.10				13.0470-7225.2	LD7225		23550 17,3 +/WE	ATE
BMW X3/E83 (03-10)											
	2.0 d	110		08.04	08.10		13.0470-7155.2	LD7155		23183 20,3 +/WE	ATE
	2.0 d	130		09.07	08.10						
	2.0 i	110		07.05	08.10						
	2.5 i	141		03.04	08.06						
	2.5 si	160		09.06	08.10						
	3.0 d	150		10.03	08.06						
	3.0 d	160		01.04	08.10						
	3.0 i	170		10.03	08.06						
	3.0 si	200		09.06	08.10						
	xDrive 18 d	105		09.08	08.10						
	xDrive 20 d	120		09.08	08.10						
	xDrive 20 d	130		09.08	08.10						
	xDrive 20 i	110		09.08	08.10						
	xDrive 25 i	160		09.08	08.10						
	xDrive 30 d	155		09.08	08.10						
xDrive 30 d	160		09.08	08.10							
xDrive 30 i	200		09.08	08.10							
	2.0 d	110		08.04	08.10		13.0470-7079.2	LD7079		21487 17,3 +/WE	ATE
	2.0 d	130		09.07	08.10						
	2.0 i	110		07.05	08.10						
	2.5 i	141		03.04	08.06						
	2.5 si	160		09.06	08.10						
	3.0 d	150		10.03	08.06						
	3.0 d	160		01.04	08.10						
	3.0 i	170		10.03	08.06						
	3.0 sd	210		09.06	08.10						
	3.0 si	200		09.06	08.10						
	xDrive 18 d	105		09.08	08.10						
	xDrive 20 d	120		09.08	08.10						
	xDrive 20 d	130		09.08	08.10						
	xDrive 20 i	110		09.08	08.10						
	xDrive 25 i	160		09.08	08.10						
xDrive 30 d	155		09.08	08.10							
xDrive 30 d	160		09.08	08.10							
xDrive 30 i	200		09.08	08.10							
xDrive 35 d	210		09.08	08.10							
BMW X3/F25 (10-)											
	sDrive 18 d	100		08.11			13.0470-2760.2	LD2760		24561 17,7 +/WE/Zub/S LUC	
	sDrive 18 d	105		08.11							
	sDrive 18 d	110		02.14							
	sDrive 18 i	110		02.14							
	sDrive 20 i	135		02.14							
	xDrive 20 d	120		09.10							
	xDrive 20 d	135		09.10							
	xDrive 20 d	140		02.14							
	xDrive 20 i	135		09.11							
	xDrive 28 i	180		03.12							
	xDrive 28 i	190		09.10							
	xDrive 30 d	190		03.11							
	xDrive 35 d	230		09.11							
xDrive 35 i	225		09.10								
BMW X4/F26 (14-)											
	xDrive 20 d	140		04.14			13.0470-2760.2	LD2760		24561 17,7 +/WE/Zub/S LUC	
	xDrive 20 i	135		04.14							
	xDrive 28 i	180		04.14							
	xDrive 30 d	190		04.14							
	xDrive 35 i	225		04.14							
BMW X5/E53 (00-07)											
	3.0 d	135		05.01	09.03		13.0470-7078.2	LD7078		21486 19,3 +/WE	ATE
	3.0 d	160		10.03	12.06						
	3.0 d	135		05.01	09.03		13.0470-7079.2	LD7079		21487 17,3 +/WE	ATE
	3.0 d	160		10.03	12.06						
	3.0 i	170		04.00	12.06						
BMW X5/E70 (07-13)											
	3.0 d	173		01.07	07.13		13.0470-7231.2	LD7231		24170 20,2 +/WE	ATE
	3.0 sd	210		10.08	07.13						
	3.0 si	200		01.07	07.13						
	xDrive 30 i	200		09.08	07.13						
	xDrive 35 d	210		09.08	07.13						
↓	xDrive 30 d	173		09.08	07.13		13.0470-7231.2	LD7231		24170 20,2 +/WE	ATE





BMW X5/E70 (07-13)

	xDrive 30 d	180		09.10	07.13	13.0470-7231.2	LD7231		24170 20,2 +/WE	ATE						
	xDrive 30 i	200		03.10	07.13											
	xDrive 35 i	225		09.10	07.13											
	xDrive 40 d	225		09.10	07.13											
	3.0 sd	210		09.07	09.08											
	3.0 d	173		01.07	02.10	13.0470-7232.2	LD7232		23447 17,3 +/WE	ATE						
	3.0 sd	210		10.09	02.10											
	3.0 si	200		01.07	02.10											
	xDrive 30 d	173		09.08	02.10											
	xDrive 30 i	200		09.08	02.10											
	xDrive 35 d	210		09.08	02.10											
		3.0 d	173		03.10						07.13	13.0470-7232.2	LD7232		23447 17,3 +/WE	ATE
		3.0 sd	210		03.10						07.13					
		3.0 si	200		03.10						07.13					
		xDrive 30 d	173		03.10						07.13					
xDrive 30 d		180		09.10	07.13											
xDrive 30 i		200		03.10	07.13											
xDrive 35 d		210		03.10	07.13											
xDrive 35 i		225		09.10	07.13											
xDrive 40 d		225		09.10	07.13											
3.0 sd		210		09.07	09.09	13.0470-7169.2	LD7169		23309 17,3 +/WE	ATE						
4.8 i	261		01.07	02.10												
xDrive 48 i	261		09.08	02.10												
	4.8 i	261		03.10	07.13	13.0470-7169.2	LD7169		23309 17,3 +/WE	ATE						
	xDrive 48 i	261		03.10	07.13											
	M 50 d	280		06.12	07.13	13.0470-7169.2	LD7169		23309 17,3 +/WE	ATE						
	xDrive 50 i	300		03.10	07.13											






















BMW X5/F15 (13-)

	sDrive 25 d	160		08.13		13.0470-7231.2	LD7231		24170 20,2 +/WE	ATE
	xDrive 25 d	160		08.13						
	xDrive 30 d	190		08.13						
	xDrive 35 i	225		08.13						
	sDrive 25 d	160		08.13		13.0470-7232.2	LD7232		23447 17,3 +/WE	ATE
	xDrive 25 d	160		08.13						
	xDrive 30 d	190		08.13						
	M 50 d	280		08.13						
	xDrive 35 i	225		08.13		13.0470-7169.2	LD7169		23309 17,3 +/WE	ATE
	xDrive 40 d	230		08.13						

BMW X6/E71/E72 (08-14)

	30 d	173		05.08	10.08	13.0470-7239.2	LD7239		24172 19,0 +/WE	ATE						
	35 d	210		01.08	10.08											
	35 i	225		01.08	10.08											
	xDrive 30 d			09.08	10.08											
	xDrive 35 d	210		09.08	10.08											
	xDrive 35 i	225		09.08	10.08											
		30 d	173		11.08						02.10	13.0470-7231.2	LD7231		24170 20,2 +/WE	ATE
		35 d	210		11.08						02.10					
		35 i	225		11.08						02.10					
		xDrive 30 d			11.08						02.10					
xDrive 35 d		210		11.08	02.10											
xDrive 35 i		225		11.08	02.10											
		30 d	173		03.10	07.14	13.0470-7231.2	LD7231		24170 20,2 +/WE	ATE					
		35 d	210		03.10	07.14										
		35 i	225		03.10	07.14										
		xDrive 30 d			03.10	07.14										
	xDrive 30 d	180		09.10	07.14											
	xDrive 35 d	210		03.10	07.14											
	xDrive 35 i	225		03.10	07.14											
	xDrive 40 d	225		10.10	07.14											
		35 d	210		01.08	09.09						13.0470-7169.2	LD7169		23309 17,3 +/WE	ATE
		35 i	225		01.08	09.09										
50 i		300		10.09	02.10											
xDrive 35 d		210		09.08	09.09											
xDrive 35 i		225		09.08	09.09											
xDrive 50 i		300		10.09	02.10											
50 i		300		03.10	07.14											
ActiveHybrid	357		10.10	07.14												
	M 50 d	280		06.12	07.14	13.0470-7169.2	LD7169		23309 17,3 +/WE	ATE						
	xDrive 50 i	300		03.10	07.14											
	30 d	173		09.08	02.10											
	35 d	210		10.09	02.10	13.0470-7232.2	LD7232		23447 17,3 +/WE	ATE						
	35 i	225		10.09	02.10											
	xDrive 30 d			09.08	02.10											
	xDrive 35 d	210		10.09	02.10											
	xDrive 35 i	225		10.09	02.10											
	30 d	173		03.10	07.14						13.0470-7232.2	LD7232		23447 17,3 +/WE	ATE	
	35 d	210		03.10	07.14											
35 i	225		03.10	07.14												
xDrive 30 d			03.10	07.14												
xDrive 30 d	180		09.10	07.14												
xDrive 35 d	210		03.10	07.14												
xDrive 35 i	225		03.10	07.14												
xDrive 40 d	225		10.10	07.14												



										
BMW X6/F16 (14-)										
	xDrive 30 d	155		08.14		13.0470-7231.2	LD7231		24170 20,2 +/WE	ATE
	xDrive 30 d	190		08.14						
	xDrive 35 i	225		12.14						
	xDrive 40 d	230		08.14						
	xDrive 30 d	155		08.14		13.0470-7232.2	LD7232		23447 17,3 +/WE	ATE
	xDrive 30 d	190		08.14						
	M 50 d	280		08.14		13.0470-7169.2	LD7169		23309 17,3 +/WE	ATE
	xDrive 35 i	225		12.14						
	xDrive 40 d	230		08.14						
	xDrive 50 i	330		08.14						
BMW Z3/E36 (95-02)										
	1.8	85		10.95	10.98	13.0470-5405.2	LD5405		21643 17,8 +/WE	ATE
	1.9			10.95	12.02					
	2.0	110		04.99	08.00					
	2.2	125		10.00	12.02					
	2.8 Coupe	141		07.97	06.00					
	2.8 Roadster	141		05.97	06.00					
	3.0 Coupe	170		06.00	12.02					
	3.0 Roadster	170		06.00	12.02					
	1.8	85		10.95	10.98	13.0470-3605.2	LD3605		20180 17,3 +/WE	ATE
	1.9			10.95	12.02					
	2.0	110		04.99	08.00					
	2.2	125		10.00	12.02					
	2.8 Coupe	141		07.97	06.00					
	2.8 Roadster	141		05.97	06.00					
	3.0 Coupe	170		06.00	12.02					
	3.0 Roadster	170		06.00	12.02					
BMW Z4 Roadster/E85 (03-08)										
	2.0 i	110		04.05	12.08	13.0470-5405.2	LD5405		21643 17,8 +/WE	ATE
	2.2 i	125		10.03	12.08					
	2.5 i	130		01.06	12.08					
	2.5 i	141		12.02	12.08					
	2.5 si	160		01.06	12.08					
	3.0 si	195		01.06	12.08	13.0470-7155.2	LD7155		23183 20,3 +/WE	ATE
	2.0 i	110		04.05	12.08	13.0470-3605.2	LD3605		20180 17,3 +/WE	ATE
	2.2 i	125		10.03	12.08					
	2.5 i	130		01.06	12.08					
	2.5 i	141		12.02	12.08					
	2.5 si	160		01.06	12.08					
	3.0 i	170		12.02	12.08					
	3.0 si	195		01.06	12.08					
BMW Z4 Coupe/E86 (06-08)										
	3.0 si	195		03.06	09.08	13.0470-7155.2	LD7155		23183 20,3 +/WE	ATE
	3.0 si	195		03.06	09.08	13.0470-3605.2	LD3605		20180 17,3 +/WE	ATE
BMW Z4 Roadster/E89 (09-)										
	sDrive 23i	150		01.09	02.10	13.0470-7216.2	LD7216		23794 20,3 +/WE	ATE
	sDrive 18i	115		03.13		13.0470-7216.2	LD7216		23794 20,3 +/WE	ATE
	sDrive 20i	135		09.11						
	sDrive 23i	150		03.10						
	sDrive 28i	180		09.11						
	sDrive 30i	190		03.10						
	sDrive 30i	190		01.09	02.10	13.0470-7216.2	LD7216		23794 20,3 +/WE	ATE
	sDrive 35i	225		01.09	02.10	13.0470-7238.2	LD7238		23313 20,3 +/WE	ATE
	sDrive 35i	225		01.09	02.10	13.0470-2760.2	LD2760		24561 17,7 +/WE/Zub/S LUC	LUC
	sDrive 35i	225		03.10		13.0470-2760.2	LD2760		24561 17,7 +/WE/Zub/S LUC	LUC
	sDrive 35is	250		09.10						
CHEVROLET AVEO (T300) (11-)										
	1.2 16V	51		03.11		13.0470-7262.2	LD7262	+ 15" Rad ¹⁾	25031 19,1 +/WK/Zub	ATE
	1.2 16V	63		03.11						
	1.2 LPG	63		11.12						
	1.3 D	55		07.11						
	1.3 D	70		07.11						
	1.4 16V	74		03.11						
	1.4 16V	76		12.12						
	1.6 16V	85		03.11						
	1.6 16V	88		06.11						
	1.6 16V	89		12.12						
	1.4 Turbo	103		08.13		13.0470-7262.2	LD7262		25031 19,1 +/WK/Zub	ATE
	1.4 Turbo	103		08.13		13.0470-7264.2	LD7264		25096 17,0 +/WK/Zub	ATE

¹⁾ + 15" wheel / + ruota 15" / + roue 15" / + rueda 15"



CHEVROLET CRUZE (09-)

	1.4 16V	80	08.12	+ Bremsscheibendurchm. 276 mm ¹⁾	13.0470-7262.2	LD7262		25031 19,1 +/WK/Zub	ATE
	1.6 16V	83	05.09	+ Bremsscheibendurchm. 276 mm ¹⁾					
	1.6 16V	91	05.09	+ Bremsscheibendurchm. 276 mm ¹⁾					
	1.7 D	96	01.12	+ Bremsscheibendurchm. 276 mm ¹⁾					
	1.8 16V	103	11.09	+ Bremsscheibendurchm. 276 mm ¹⁾					
	1.8 16V	104	05.09	+ Bremsscheibendurchm. 276 mm ¹⁾					
	1.8 16V LPG	104	06.11	+ Bremsscheibendurchm. 276 mm ¹⁾					
	1.8 Flex	106	01.11	+ Bremsscheibendurchm. 276 mm ¹⁾					
	2.0 CDI	90	05.09	+ Bremsscheibendurchm. 276 mm ¹⁾					
	2.0 CDI	92	05.09	+ Bremsscheibendurchm. 276 mm ¹⁾					
	2.0 CDI	110	05.09	+ Bremsscheibendurchm. 276 mm ¹⁾					
	2.0 CDI	120	08.10	+ Bremsscheibendurchm. 276 mm ¹⁾					
	1.4 16V	80	08.12	+ Bremsscheibendurchm. 300 mm ²⁾	13.0470-7263.2	LD7263		24034 19,1 +/WK/Zub	ATE
	1.6 16V	83	05.09	+ Bremsscheibendurchm. 300 mm ²⁾					
	1.6 16V	91	05.09	+ Bremsscheibendurchm. 300 mm ²⁾					
	1.7 D	96	01.12	+ Bremsscheibendurchm. 300 mm ²⁾					
	1.8 16V	103	11.09	+ Bremsscheibendurchm. 300 mm ²⁾					
	1.8 16V	104	05.09	+ Bremsscheibendurchm. 300 mm ²⁾					
	1.8 16V LPG	104	06.11	+ Bremsscheibendurchm. 300 mm ²⁾					
	1.8 Flex	106	01.11	+ Bremsscheibendurchm. 300 mm ²⁾					
	2.0 CDI	90	05.09	+ Bremsscheibendurchm. 300 mm ²⁾					
	2.0 CDI	92	05.09	+ Bremsscheibendurchm. 300 mm ²⁾					
	2.0 CDI	110	05.09	+ Bremsscheibendurchm. 300 mm ²⁾					
	2.0 CDI	120	08.10	+ Bremsscheibendurchm. 300 mm ²⁾					
	1.4 16V	80	08.12	+ Bremsscheibendurchm. 300 mm ²⁾	13.0470-7264.2	LD7264		25096 17,0 +/WK/Zub	ATE
	1.6 16V	83	05.09	+ Bremsscheibendurchm. 300 mm ²⁾					
	1.6 16V	91	05.09	+ Bremsscheibendurchm. 300 mm ²⁾					
	1.7 D	96	01.12	+ Bremsscheibendurchm. 300 mm ²⁾					
	1.8 16V	103	11.09	+ Bremsscheibendurchm. 300 mm ²⁾					
	1.8 16V	104	05.09	+ Bremsscheibendurchm. 300 mm ²⁾					
	1.8 16V LPG	104	06.11	+ Bremsscheibendurchm. 300 mm ²⁾					
	1.8 Flex	106	01.11	+ Bremsscheibendurchm. 300 mm ²⁾					
	2.0 CDI	90	05.09	+ Bremsscheibendurchm. 300 mm ²⁾					
	2.0 CDI	92	05.09	+ Bremsscheibendurchm. 300 mm ²⁾					
	2.0 CDI	110	05.09	+ Bremsscheibendurchm. 300 mm ²⁾					
	2.0 CDI	120	08.10	+ Bremsscheibendurchm. 300 mm ²⁾					

CHEVROLET MALIBU (V300) (12-)

	2.0 16V	104	02.12	+ 16" Rad ³⁾	13.0470-5611.2	LD5611		24415 19,1 +/WK/Zub	MAN
	2.0 16V	108	12.12	+ 16" Rad ³⁾					
	2.0 LPG	101	02.12	+ 16" Rad ³⁾					
	2.0 VDCi	118	04.12	+ 16" Rad ³⁾					
	2.4 16V	123	01.12	+ 16" Rad ³⁾					
	2.4 16V	125	01.12	+ 16" Rad ³⁾					
	2.0 16V	104	02.12	+ 17" Rad ⁴⁾	13.0470-5612.2	LD5612		24412 19,0 +/WK/Zub	MAN
	2.0 16V	108	12.12	+ 17" Rad ⁴⁾					
	2.0 LPG	101	02.12	+ 17" Rad ⁴⁾					
	2.0 VDCi	118	04.12	+ 17" Rad ⁴⁾					
	2.4 16V	123	01.12	+ 17" Rad ⁴⁾					
	2.4 16V	125	01.12	+ 17" Rad ⁴⁾					

CHEVROLET ORLANDO (11-)

	1.4 16V	103	06.12		13.0470-7263.2	LD7263		24034 19,1 +/WK/Zub	ATE
	1.8 16V	104	02.11						
	1.8 LPG	104	06.11						
	2.0 D	96	02.11						
	2.0 D	120	02.11						
	2.0 LPG	103	02.12						
	1.4 16V	103	06.12		13.0470-7264.2	LD7264		25096 17,0 +/WK/Zub	ATE
	1.8 16V	104	02.11						
	1.8 LPG	104	06.11						
	2.0 D	96	02.11						
	2.0 D	120	02.11						
	2.0 LPG	103	02.12						

CHEVROLET TRAX (12-)
























	1.4	103	12.12		13.0470-7263.2	LD7263		24034 19,1 +/WK/Zub	ATE
	1.4 AWD	103	12.12						
	1.4 LPG	103	04.13						
	1.6	85	12.12						
	1.6 AWD	85	12.12						
	1.7 TD	96	12.12						
	1.7 TD AWD	96	12.12						
	1.8	103	03.13						
1.8 AWD	103	03.13							
	1.4	103	12.12		13.0470-7264.2	LD7264		25096 17,0 +/WK/Zub	ATE
	1.4 AWD	103	12.12						
	1.4 LPG	103	04.13						
	1.6	85	12.12						
	1.6 AWD	85	12.12						
	1.7 TD	96	12.12						

¹⁾ + brake disc diameter 276 mm / + disco fr.diam. 276mm / + disques fr.diam. 276mm / + disco fr.díam. 276mm

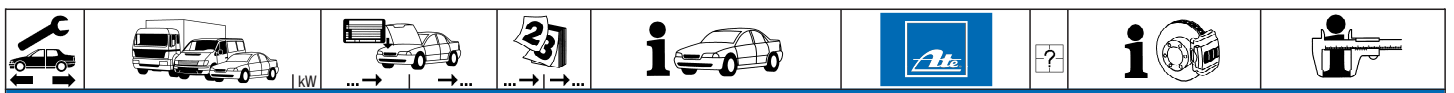
²⁾ + brake disc diameter 300mm / + diametro dischi freno 300mm / + diamètre disques frein 300mm / + diámetro disco freno 300mm

³⁾ + 16" wheel / + ruota 16" / + roue 16" / + rueda 16"

⁴⁾ + 17" wheel / + ruota 17" / + roue 17" / + rueda 17"

										
CHEVROLET TRAX (12-)										
	1.8 1.8 AWD	103 103		03.13 03.13		13.0470-7264.2	LD7264	25096 17,0 +WK/Zub ATE		
CHEVROLET VOLT (11-)										
	EV 150	111		11.11		13.0470-7263.2	LD7263	24034 19,1 +WK/Zub ATE		
	EV 150	111		11.11		13.0470-7264.2	LD7264	elektrische Feststellbremse ¹⁾ 25096 17,0 +WK/Zub ATE		
CHRYSLER CROSSFIRE Coupe (03-08)										
	3.2 V6	160		07.03	01.08	13.0470-7087.2	LD7087	21670 19,4 +WE ATE		
	3.2 V6	160		07.03	01.08	13.0470-4064.2	LD4064	21919 15,3 /Zub ATE		
	3.2 SRT-6	246		09.04	08.06	13.0470-4047.2	LD4047	21305 15,7 /WE ATE		
CHRYSLER CROSSFIRE Cabrio (04-08)										
	3.2 V6	160		05.04	01.08	13.0470-7087.2	LD7087	21670 19,4 +WE ATE		
	3.2 V6	160		05.04	01.08	13.0470-4064.2	LD4064	21919 15,3 /Zub ATE		
	3.2 SRT-6	246		09.04	08.06	13.0470-4047.2	LD4047	21305 15,7 /WE ATE		
CITROEN BERLINGO (MF) Kombi (96-08)										
	1.1 i	44 ORGA 09429		03.08		13.0470-3994.2	LD3994	23599 19,0 /Zub/S BOS		
	1.1 i	44 ORGA 09128		03.08						
	1.4	53		11.02	03.08					
	1.4 Bivalent			11.02	03.08					
	1.4 GNC	48 ORGA 09128		03.08						
	1.4 GNC	48 ORGA 09429		03.08						
	1.4 Hybrid	54 ORGA 09128		03.08						
	1.4 Hybrid	54 ORGA 09429		03.08						
	1.4 i	55 ORGA 09128		03.08						
	1.4 i	55 ORGA 09429		03.08						
	1.6 16V	80 ORGA 09128		03.08	- ESP					
	1.6 HDi	80		08.05	03.08	- ESP				
	1.6 HDi 75	55		07.05	03.08					
	1.6 HDi 90	66		07.05	03.08	- ESP				
	1.8 D	43 ORGA 09128		03.08						
	1.8 i	66 ORGA 09128		03.08						
	1.9 D	50 ORGA 09128		03.08						
	1.9 D	51 ORGA 09128		03.08						
	2.0 HDi	66 ORGA 09128		03.08	- ESP					
	1.6 16V	80		10.00	03.08	+ ESP	13.0470-2823.2	LD2823	23554 17,2 /S LUC	
	1.6 HDi	80		08.05	03.08	+ ESP				
	1.6 HDi 90	66		07.05	03.08	+ ESP				
	2.0 HDi	66		12.99	03.08	+ ESP				
CITROEN BERLINGO (M_) Kasten (96-08)										
	1.1 i	44 ORGA 09128		03.08		13.0470-3994.2	LD3994	23599 19,0 /Zub/S BOS		
	1.1 i	44 ORGA 09429		03.08						
	1.4	48		11.02	03.08					
	1.4 Bivalent	55		11.02	03.08					
	1.4 i	55 ORGA 09128		03.08						
	1.4 i	55 ORGA 09429		03.08						
	1.6 16V	80 ORGA 09128		03.08						
	1.6 HDi 75	55		07.05	03.08					
	1.6 HDi 90	66		07.05	03.08					
	1.8 D	43 ORGA 09128		03.08						
	1.8 i	66 ORGA 09128		03.08						
	1.9 D	51 ORGA 09128		03.08						
	2.0 HDi 90	66 ORGA 09128		03.08						
	2.0 HDi 90	66		12.99	03.08	+ ESP	13.0470-2823.2		LD2823	23554 17,2 /S LUC
CITROEN BERLINGO (B9) (08-)										
	1.6 BlueHdi 100	73		12.14		13.0470-7229.2	LD7229		24538 18,5 + ATE	
	1.6 BlueHdi 120	88		12.14						
	1.6 HDi 110	80		04.08						
	1.6 HDi 110	82		07.10						
	1.6 HDi 115	84		07.10						
	1.6 HDi 75	55		04.08						
	1.6 HDi 90	66		04.08						
	1.6 HDi 90	68		07.10						
	1.6 i 16V	66		04.08						
	1.6 i 16V	80		04.08						
	1.6 VTi 120	88		11.09						
	1.6 VTi 95	72		07.10						
	Electric			02.13						

¹⁾ electric parking brake / fr.di stazionamento elettrico / frein à main électrique / freno de mano eléctrico



CITROEN C2 (03-09)											
↔	1.4 HDi	50	ORGA 10801		12.09	+ bel.Scheiben / +16"Rad ¹⁾	13.0470-3994.2	LD3994		23599 19,0 /Zub/S	BOS
	1.6 16V	80	ORGA 10801		12.09	+ 16" Rad ²⁾					
	1.6 HDi	80		09.05	12.09						
	1.6 VTS	90		01.05	12.09						
↔	1.4 16V	65			06.06		13.0470-2823.2	LD2823		23554 17,2 /S	LUC
	1.4 HDi	50			09.03	12.09					
	1.4 i	54			09.03	12.09					
	1.6 16V	80			09.03	12.09					
	1.6 HDi	80			09.05	12.09					
	1.6 VTS	90			01.05	12.09					

CITROEN C3 (02-09)											
↔	1.6 16V	80		ORGA 10800	02.02	+ Automatikgetriebe ³⁾	13.0470-3966.2	LD3966		23600 19,4 /Zub/S	BOS
	1.6 16V HDi 110	80	ORGA 10801		08.09						
↔	1.4 16V	65			12.03	08.09	13.0470-3994.2	LD3994		23599 19,0 /Zub/S	BOS
	1.6 16V	80			02.02	08.09					
	1.6 16V HDi 110	80			09.05	08.09					
	1.6 16V HDi 90	66			10.05	08.09					
↔	1.6 16V	80			02.02	08.09	13.0470-2823.2	LD2823		23554 17,2 /S	LUC
	1.6 16V HDi 110	80			09.05	08.09					
	1.6 16V HDi 90	66			10.05	08.09					

CITROEN C3 PLURIEL (03-10)											
↔	1.6 16V	80			05.03	07.10	13.0470-2823.2	LD2823		23554 17,2 /S	LUC

CITROEN C3 II (09-)											
↔	1.0 VTi 68	50			10.12		13.0470-3994.2	LD3994		23599 19,0 /Zub/S	BOS
	1.1	44			09.09						
	1.2 VTi 110	81			10.14	+ Bremsscheibendurchm. 266 mm ⁵⁾					
	1.2 VTi 82	60			10.12						
	1.4	54			09.09						
	1.4 Flex	58			11.09						
	1.4 HDi 70	50			11.09						
	1.4 VTi 95	70			09.09						
	1.6 HDi	68			11.09						
	1.6 HDi 90	66			09.09						
↔	1.2 VTi 110	81			10.14		13.0470-2740.2	LD2740		23554 17,2 /Zub/S	LUC
	1.6 HDi 110	82			09.09						
	1.6 HDi 115	84			09.12						
	1.6 VTi 120	88			09.09						

CITROEN C3 PICASSO (09-)												
↔	1.2 THP 110	81			01.15	+ Bremsscheibendurchm. 266 mm ⁵⁾	13.0470-3994.2	LD3994		23599 19,0 /Zub/S	BOS	
	1.4 VTi 95	70			02.09	+ Bremsscheibendurchm. 266 mm ⁵⁾						
	1.4 VTi 95 LPG	70			01.12	+ Bremsscheibendurchm. 266 mm ⁵⁾						
	1.6 BlueHDi 100	73			01.15	+ Bremsscheibendurchm. 266 mm ⁵⁾						
	1.6 Flex	78			11.09	+ Bremsscheibendurchm. 266 mm ⁵⁾						
	1.6 HDi	80			02.09	+ Bremsscheibendurchm. 266 mm ⁵⁾						
	1.6 HDi 110	82			05.10	+ Bremsscheibendurchm. 266 mm ⁵⁾						
	1.6 HDi 115	84			11.12	+ Bremsscheibendurchm. 266 mm ⁵⁾						
	1.6 HDi 90	66			02.09	+ Bremsscheibendurchm. 266 mm ⁵⁾						
	1.6 HDi 90	68			07.10	+ Bremsscheibendurchm. 266 mm ⁵⁾						
	1.6 VTi 120	88			02.09	+ Bremsscheibendurchm. 266 mm ⁵⁾						
	↔	1.2 THP 110	81			01.15		13.0470-2740.2	LD2740		23554 17,2 /Zub/S	LUC
		1.4 VTi 95	70			02.09						
1.4 VTi 95 LPG		70			01.12							
1.6 BlueHDi 100		73			01.15							
1.6 Flex		78			11.09							
1.6 HDi		80			02.09							
1.6 HDi 110		82			05.10							
1.6 HDi 115		84			11.12							
1.6 HDi 90		66			02.09							
1.6 HDi 90	68			07.10								

CITROEN C4 I Limousine (LC_) (04-10)											
↔	1.4 16V	65			10.04	09.10 - ESP	13.0470-3994.2	LD3994		23599 19,0 /Zub/S	BOS
	1.4 16V	65	ORGA 10551		09.10	+ ESP					
	1.6 16V	80	ORGA 10551		09.10	+ ESP/ + Schaltgetriebe ⁶⁾					
	1.6 16V	80			10.04	09.10 - ESP/ + Schaltgetriebe ⁷⁾					
	1.6 16V Bio Flex	80			09.07	09.10 - ESP/ + Schaltgetriebe ⁷⁾					
	1.6 16V Bio Flex	80	ORGA 10551		09.10	+ ESP/ + Schaltgetriebe ⁶⁾					
	1.6 HDi	66			10.04	09.10 - ESP					
	1.6 HDi	66	ORGA 10551		09.10	+ ESP					
	1.6 VTi	88			07.08	09.10 + Schaltgetriebe ⁴⁾					
	1.4 16V	65		ORGA 10550	10.04	+ ESP	13.0470-3966.2	LD3966		23600 19,4 /Zub/S	BOS
	1.6 16V	80		ORGA 10550	10.04	+ ESP/ + Schaltgetriebe ⁶⁾					
	1.6 16V	80			10.04	09.10 + Automatikgetriebe ³⁾					
	1.6 16V	80			07.06	09.10					
1.6 16V Bio Flex	80		ORGA 10550	09.07	+ ESP/ + Schaltgetriebe ⁶⁾						
1.6 HDi	66		ORGA 10550	10.04	+ ESP						
1.6 HDi	80			07.06	09.10						
1.6 HDi	80			10.04	09.10 + ESP						
1.6 THP 140	103			07.08	09.10						

¹⁾ + ventilated discs/+ 16 wheel / + dischi ventilati/+ ruota 16 / + disques ventilés/+ roue 16 / + disco ventilado/+ rueda 16

²⁾ + 16" wheel / + ruota 16" / + roue 16" / + rueda 16"

³⁾ + autom.transmission / + scatola cambio automatico / + transmission automatique / + cambio automático

⁴⁾ + manual transmission / + scatola cambio velocità / + transmission mécanique / + cambio de velocidad

⁵⁾ + brake disc diameter 266 mm / + disco fr.diam. 266mm / + disques fr.diam. 266mm / + disco fr.diam. 266mm

⁶⁾ + ESP/ + manual transm. / + ESP/+ scatola cambio velocità / + ESP/ + transmission mécanique / + ESP/ + cambio de velocidad

⁷⁾ - ESP/ + manual transm. / - ESP/+ scatola cambio velocità / - ESP/ + transmission mécanique / - ESP/ + cambio de velocidad



CITROEN C4 I Limousine (LC) (04-10)

	1.6 THP 150	110		07.08	09.10	13.0470-3966.2	LD3966		23600 19,4 /Zub/S	BOS						
	1.6 VTi	88		07.08	09.10						+ Automatikgetriebe 1)					
	2.0 16V	100		10.04	09.10											
	2.0 16V	103		07.06	09.10											
	2.0 16V	103		10.04	09.10											
	2.0 16V	130		11.04	09.10	13.0470-7202.2	LD7202		23589 19,1 +	ATE						
	2.0 HDi	103		07.08	09.10											
	2.0 HDi 135	100		10.04	09.10											
	1.4 16V	65	ORGA 11584	10.04		13.0470-2823.2	LD2823		23554 17,2 /S	LUC						
	1.6 16V	80	ORGA 11584	07.06												
	1.6 16V	80	ORGA 11584	10.04												
	1.6 16V Bio Flex	80	ORGA 11584	09.07												
	1.6 HDi	66	ORGA 11584	10.04												
	1.6 HDi	80	ORGA 11584	07.06												
	1.6 HDi	80	ORGA 11584	10.04												
	1.6 THP 140	103	ORGA 11584	07.08												
	1.6 THP 150	110	ORGA 11584	07.08												
	1.6 VTi	88	ORGA 11584	07.08												
	2.0 16V	100	ORGA 11584	10.04												
	2.0 16V	103	ORGA 11584	10.04												
	2.0 16V	103	ORGA 11584	07.06												
	2.0 16V	130	ORGA 11584	11.04												
	2.0 HDi	103	ORGA 11584	07.08												
	2.0 HDi 135	100	ORGA 11584	10.04												
	1.4 16V	65	ORGA 11431	ORGA 12333								13.0470-2740.2	LD2740		23554 17,2 /Zub/S	LUC
	1.6 16V	80	ORGA 11431	ORGA 12333												
	1.6 16V	80	ORGA 11431	ORGA 12333												
	1.6 16V Bio Flex	80	ORGA 11431	ORGA 12333												
1.6 HDi	66	ORGA 11431	ORGA 12333													
1.6 HDi	80	ORGA 11431	ORGA 12333													
1.6 HDi	80	ORGA 11431	ORGA 12333													
1.6 THP 140	103	ORGA 11431	ORGA 12333													
1.6 THP 150	110	ORGA 11431	ORGA 12333													
1.6 VTi	88	ORGA 11431	ORGA 12333													
2.0 16V	100	ORGA 11431	ORGA 12333													
2.0 16V	103	ORGA 11431	ORGA 12333													
2.0 16V	103	ORGA 11431	ORGA 12333													
2.0 16V	130	ORGA 11431	ORGA 12333													
2.0 HDi	103	ORGA 11431	ORGA 12333													
2.0 HDi 135	100	ORGA 11431	ORGA 12333													
1.4 16V	65	ORGA 12334		09.10		13.0470-2823.2	LD2823		23554 17,2 /S	LUC						
1.6 16V	80	ORGA 12334		09.10												
1.6 16V	80	ORGA 12334		09.10												
1.6 16V Bio Flex	80	ORGA 12334		09.10												
1.6 HDi	66	ORGA 12334		09.10												
1.6 HDi	80	ORGA 12334		09.10												
1.6 HDi	80	ORGA 12334		09.10												
1.6 THP 140	103	ORGA 12334		09.10												
1.6 THP 150	110	ORGA 12334		09.10												
1.6 VTi	88	ORGA 12334		09.10												
2.0 16V	100	ORGA 12334		09.10												
2.0 16V	103	ORGA 12334		09.10												
2.0 16V	103	ORGA 12334		09.10												
2.0 16V	130	ORGA 12334		09.10												
2.0 HDi	103	ORGA 12334		09.10												
2.0 HDi 135	100	ORGA 12334		09.10												
1.4 16V	65	ORGA 12056	10.04			13.0470-3813.2	LD3813		24150 17,6 /Zub/S	BOS						
1.6 16V	80	ORGA 12056	07.06													
1.6 16V	80	ORGA 12056	10.04													
1.6 16V Bio Flex	80	ORGA 12056	09.07													
1.6 HDi	66	ORGA 12056	10.04													
1.6 HDi	80	ORGA 12056	07.06													
1.6 HDi	80	ORGA 12056	10.04													
1.6 THP 140	103	ORGA 12056	07.08													
1.6 THP 150	110	ORGA 12056	07.08													
1.6 VTi	88	ORGA 12056	07.08													
2.0 16V	100	ORGA 12056	10.04													
2.0 16V	103	ORGA 12056	10.04													
2.0 16V	103	ORGA 12056	07.06													
2.0 16V	130	ORGA 12056	11.04													
2.0 HDi	103	ORGA 12056	07.08													
2.0 HDi 135	100	ORGA 12056	10.04													

CITROEN C4 I Coupe (04-10)

	1.4 16V	65	ORGA 10551		07.10	+ ESP	13.0470-3994.2	LD3994		23599 19,0 /Zub/S	BOS
	1.4 16V	65		10.04	07.10	- ESP					
	1.6 16V	80	ORGA 10551		07.10	+ ESP/ + Schaltgetriebe 2)					
	1.6 16V	80		10.04	07.10	- ESP/ + Schaltgetriebe 3)					
	1.6 HDi 90	66	ORGA 10551		07.10	+ ESP					
	1.6 HDi 90	66		10.04	07.10	- ESP					
	1.6 VTi 120	88		07.08	07.10	+ Schaltgetriebe 4)					
1.4 16V	65	ORGA 10550	10.04		+ ESP	13.0470-3966.2	LD3966		23600 19,4 /Zub/S	BOS	
1.6 16V	80	ORGA 10550	10.04		+ ESP/ + Schaltgetriebe 2)						
1.6 16V	80		10.04	07.10	+ Automatikgetriebe 1)						
1.6 HDi 110	80		10.04	07.10	+ ESP						
1.6 HDi 90	66	ORGA 10550	10.04		+ ESP						
1.6 THP 150	110		07.08	07.10	+ ESP						

1) + autom.transmission / + scatola cambio automatico / + transmission automatique / + cambio automático
 2) + ESP/ + manual transm. / + ESP/+ scatola cambio velocità / + ESP/ + transmission mécanique / + ESP/ + cambio de velocidad
 3) - ESP/ + manual transm. / - ESP/+ scatola cambio velocità / - ESP/ + transmission mécanique / - ESP/ + cambio de velocidad
 4) + manual transmission / + scatola cambio velocità / + transmission mécanique / + cambio de velocidad





CITROEN C4 I Coupe (04-10)

	1.6 VTI 120	88		07.08	07.10	+ Automatikgetriebe ¹⁾	13.0470-3966.2	LD3966		23600	19,4 /Zub/S	BOS
	2.0 16V	100		10.04	07.10							
	2.0 16V	103		12.05	07.10							
	2.0 16V	130		10.04	07.10		13.0470-7202.2	LD7202		23589	19,1 +	ATE
	2.0 HDi	103		07.08	07.10							
	2.0 HDi 135	100		10.04	07.10							
	1.4 16V	65	ORGA 11584	10.04			13.0470-2823.2	LD2823		23554	17,2 /S	LUC
	1.6 16V	80	ORGA 11584	10.04								
	1.6 HDi 110	80	ORGA 11584	10.04								
	1.6 HDi 90	66	ORGA 11584	10.04								
	1.6 THP 150	110	ORGA 11584	07.08								
	1.6 VTI 120	88	ORGA 11584	07.08								
	2.0 16V	100	ORGA 11584	10.04								
	2.0 16V	103	ORGA 11584	12.05								
	2.0 16V	130	ORGA 11584	10.04								
	2.0 HDi	103	ORGA 11584	07.08								
	2.0 HDi 135	100	ORGA 11584	10.04								
	1.4 16V	65	ORGA 11431				13.0470-2740.2	LD2740		23554	17,2 /Zub/S	LUC
	1.6 16V	80	ORGA 11431									
	1.6 HDi 110	80	ORGA 11431									
	1.6 HDi 90	66	ORGA 11431									
	1.6 THP 150	110	ORGA 11431									
	1.6 VTI 120	88	ORGA 11431									
	2.0 16V	100	ORGA 11431									
	2.0 16V	103	ORGA 11431									
	2.0 16V	130	ORGA 11431									
	2.0 HDi	103	ORGA 11431									
	2.0 HDi 135	100	ORGA 11431									
	1.4 16V	65	ORGA 12334		07.10		13.0470-2823.2	LD2823		23554	17,2 /S	LUC
	1.6 16V	80	ORGA 12334		07.10							
	1.6 HDi 110	80	ORGA 12334		07.10							
	1.6 HDi 90	66	ORGA 12334		07.10							
	1.6 THP 150	110	ORGA 12334		07.10							
	1.6 VTI 120	88	ORGA 12334		07.10							
	2.0 16V	100	ORGA 12334		07.10							
	2.0 16V	103	ORGA 12334		07.10							
	2.0 16V	130	ORGA 12334		07.10							
	2.0 HDi	103	ORGA 12334		07.10							
	2.0 HDi 135	100	ORGA 12334		07.10							
	1.4 16V	65	ORGA 12056	10.04			13.0470-3813.2	LD3813		24150	17,6 /Zub/S	BOS
	1.6 16V	80	ORGA 12056	10.04								
	1.6 HDi 110	80	ORGA 12056	10.04								
	1.6 HDi 90	66	ORGA 12056	10.04								
	1.6 THP 150	110	ORGA 12056	07.08								
	1.6 VTI 120	88	ORGA 12056	07.08								
	2.0 16V	100	ORGA 12056	10.04								
	2.0 16V	103	ORGA 12056	12.05								
	2.0 16V	130	ORGA 12056	10.04								
	2.0 HDi	103	ORGA 12056	07.08								
	2.0 HDi 135	100	ORGA 12056	10.04								

CITROEN C4 I PICASSO (07-13)

	1.6 e-HDi 110	82		11.10	07.13		13.0470-7229.2	LD7229		24538	18,5 +	ATE	
	1.6 HDi	80		02.07	07.13								
	1.6 HDi 110	82		11.10	07.13								
	1.6 VTI 120	88		07.08	07.13								
	1.8 i 16V	92		02.07	07.13								
	1.6 16V	110		07.08	07.13		13.0470-7230.2	LD7230		24557	19,4 +	ATE	
	1.6 THP 140	103		07.08	07.13								
	1.6 THP 150	110		10.08	07.13								
	1.6 THP 155	115		11.10	07.13								
	2.0 HDi 138	100		02.07	07.13								
	2.0 HDi 150	110		07.09	07.13								
	2.0 HDi 165	120		11.10	07.13								
	2.0 i 16V	103		02.07	07.13								
		1.6 16V	110		07.08	07.13		13.0470-3836.2	LD3836		24540	16,3 /Zub/S	BOS
		1.6 e-HDi 110	82		11.10	07.13							
1.6 HDi		80		02.07	07.13								
1.6 HDi 110		82		11.10	07.13								
1.6 THP 140		103		07.08	07.13								
1.6 THP 150		110		10.08	07.13								
1.6 THP 155		115		11.10	07.13								
1.6 VTI 120		88		07.08	07.13								
1.8 i 16V		92		02.07	07.13								
2.0 HDi 138		100		02.07	07.13								
2.0 HDi 150		110		07.09	07.13								
2.0 HDi 165	120		11.10	07.13									
2.0 i 16V	103		02.07	07.13									

CITROEN C4 I GRAND PICASSO (06-13)

	1.6 e-HDi 110	82		11.10	07.13		13.0470-7229.2	LD7229		24538	18,5 +	ATE
	1.6 HDi	80		10.06	07.13							
	1.6 HDi 110	82		09.10	07.13							
	1.6 VTI 120	88		07.08	07.13							
	1.8 i 16V	92		10.06	07.13							
↓	1.6 16V	103		07.08	07.13		13.0470-7230.2	LD7230		24557	19,4 +	ATE

¹⁾ + autom.transmission / + scatola cambio automatico / + transmission automatique / + cambio automático



CITROEN C4 I GRAND PICASSO (06-13)

	1.6 16V	110		10.08	07.13	13.0470-7230.2	LD7230		24557 19,4 +	ATE
	1.6 THP 155	115		11.10	07.13					
	2.0 HDi 135	100		10.06	07.13					
	2.0 HDi 150	110		07.09	07.13					
	2.0 HDi 165	120		11.10	07.13					
	2.0 i 16V	103		10.06	07.13					
	1.6 16V	103		07.08	07.13	13.0470-3836.2	LD3836		24540 16,3 /Zub/S	BOS
	1.6 16V	110		10.08	07.13					
	1.6 e-HDi 110	82		11.10	07.13					
	1.6 HDi	80		10.06	07.13					
	1.6 HDi 110	82		09.10	07.13					
	1.6 THP 155	115		11.10	07.13					
	1.6 VTi 120	88		07.08	07.13					
	1.8 i 16V	92		10.06	07.13					
	2.0 HDi 135	100		10.06	07.13					
	2.0 HDi 150	110		07.09	07.13					
	2.0 HDi 165	120		11.10	07.13					
	2.0 i 16V	103		10.06	07.13					

CITROEN C4 II Limousine (B7) (10-)

	1.2 THP	96		04.14		13.0470-7229.2	LD7229		24538 18,5 +	ATE
	1.6 BlueHDi 120	88		02.15						
	1.6 Flex	81		11.09						
	1.6 HDi 110	82		11.09						
	1.6 HDi 115	84		07.12						
	1.6 HDi 90	68		11.09	+ elektrische Feststellbremse 1)					
	1.6 VTi 120	88		11.09						
	1.6 VTi 120 LPG	88		09.11						
	2.0 Flex	103		11.09						
	1.6 THP 155	115		11.09						
2.0 HDi 150	110		11.09							

CITROEN C4 CACTUS (14-)

	1.2 THP 110	81		09.14		13.0470-3994.2	LD3994		23599 19,0 /Zub/S	BOS
	1.2 VTi 75	55		05.14	+ belüftete Scheiben 2)					
	1.2 VTi 82	60		05.14	+ belüftete Scheiben 2)					
	1.6 e-HDi 92	68		05.14	+ belüftete Scheiben 2)					
	1.6 HDi 100	73		09.14	+ belüftete Scheiben 2)					
	1.2 THP 110	81		09.14		13.0470-2740.2	LD2740		23554 17,2 /Zub/S	LUC
	1.2 VTi 75	55		05.14						
	1.2 VTi 82	60		05.14						
	1.6 e-HDi 92	68		05.14						
	1.6 HDi 100	73		09.14						

CITROEN C-ELYSEE (12-)

	1.2 VTi 72	53		11.12		13.0470-3994.2	LD3994	+ belüftete Scheiben 2)	23599 19,0 /Zub/S	BOS
	1.6 HDi 92	68		11.12						
	1.6 VTi 115	85		11.12						

CITROEN C5 III Limousine (X7) (08-)

	1.6 HDi	80		02.08		13.0470-7252.2	LD7252		24332 18,3 +/WK	ATE					
	1.6 HDi 110	82		07.10											
	1.6 HDi 115	84		01.12											
	1.6 THP 155	115		04.09											
	1.6 VTi 120	88		07.10											
	1.8 16V	92		02.08											
	2.0 16V	103		02.08											
	2.0 16V BioFlex	103		02.08											
	2.0 HDi	100		02.08											
	2.0 HDi 140	103		11.08											
	2.0 HDi 165	120		04.09											
	2.2 HDi	125		02.08							13.0470-2892.2	LD2892		24133 18,6 +/WK/Zub/S	LUC
	2.7 HDi	150		02.08											
	3.0	152		02.08											
3.0 V6	155		02.08												
	1.6 HDi	80		02.08	- elektrische Feststellbremse 3)	13.0470-2893.2	LD2893		24135 17,7 /S	LUC					
	1.6 HDi 110	82		07.10	- elektrische Feststellbremse 3)										
	1.6 HDi 115	84		01.12	- elektrische Feststellbremse 3)										
	1.6 THP 155	115		04.09	- elektrische Feststellbremse 3)										
	1.6 VTi 120	88		07.10	- elektrische Feststellbremse 3)										
	1.8 16V	92		02.08	- elektrische Feststellbremse 3)										
	2.0 16V	103		02.08	- elektrische Feststellbremse 3)										
	2.0 16V BioFlex	103		02.08	- elektrische Feststellbremse 3)										
	2.0 HDi	100		02.08	- elektrische Feststellbremse 3)										
	2.0 HDi 140	103		11.08	- elektrische Feststellbremse 3)										
	2.0 HDi 165	120		04.09	- elektrische Feststellbremse 3)										
	2.0 HDi 180	133		03.15	- elektrische Feststellbremse 3)										
	2.2 HDi	125		02.08	- elektrische Feststellbremse 3)										
	2.2 HDi 200	150		07.10	- elektrische Feststellbremse 3)										
	2.7 HDi	150		02.08	- elektrische Feststellbremse 3)										
	3.0	152		02.08	- elektrische Feststellbremse 3)										
	3.0 HDi 240	177		04.09	- elektrische Feststellbremse 3)										
3.0 V6	155		02.08	- elektrische Feststellbremse 3)											

1) + electric parking brake / + freno a mano elettrico / + frein à main électrique / + freno de mano eléctrico

2) + ventilated discs / + dischi ventilati / + disques ventilés / + disco ventilado


















3) - electric parking brake / - freno a mano elettrico / - frein à main électrique / - freno de mano eléctrico





CITROEN C5 III Kombi (X7) (08-)											
	1.6 HDi	80		02.08			13.0470-7252.2	LD7252		24332 18,3 +WK	ATE
	1.6 HDi 110	82		07.10							
	1.6 HDi 115	84		01.12							
	1.6 VTI 120	88		07.10							
	1.8 16V	92		02.08							
	2.0 16V	103		02.08							
	2.0 16V BioFlex	103		02.08							
	2.0 HDi	100		02.08							
	2.0 HDi 140	103		11.08							
	2.0 HDi 140	103		11.08							
2.0 HDi 150	110		04.09								
2.0 HDi 165	120		04.09								
CITROEN C5 III Kombi (X7) (08-)											
	1.6 THP 155	115		04.09			13.0470-2892.2	LD2892		24133 18,6 +WK/Zub/S	LUC
	2.2 HDi	125		02.08							
	2.7 HDi	150		02.08							
	3.0	152		02.08							
	3.0 V6	155		02.08							
	CITROEN C5 III Kombi (X7) (08-)										
	1.6 HDi	80		02.08			13.0470-2893.2	LD2893		24135 17,7 /S	LUC
	1.6 HDi 110	82		07.10							
	1.6 HDi 115	84		01.12							
	1.6 THP 155	115		04.09							
	1.6 VTI 120	88		07.10							
	1.8 16V	92		02.08							
	2.0 16V	103		02.08							
	2.0 16V BioFlex	103		02.08							
	2.0 HDi	100		02.08							
	2.0 HDi 140	103		11.08							
	2.0 HDi 150	110		04.09							
	2.0 HDi 165	120		04.09							
	2.0 HDi 180	133		03.15							
	2.2 HDi	125		02.08							
	2.2 HDi 200	150		07.10							
	2.7 HDi	150		02.08							
	3.0	152		02.08							
	3.0 HDi 240	177		04.09							
3.0 V6	155		02.08								
CITROEN C6 (05-12)											
	2.2 HDi	125		06.06	12.12		13.0470-2892.2	LD2892		24133 18,6 +WK/Zub/S	LUC
	2.7 HDi	150		09.05	12.12						
	3.0 V6	155		09.05	12.12						
CITROEN DS3 (09-)											
	1.2 VTI 110	81		10.14			13.0470-3994.2	LD3994		23599 19,0 /Zub/S	BOS
	1.2 VTI 82	60		10.12							
	1.4 HDi 70	50		04.10							
	1.4 VTI 95	70		04.10							
	1.6 HDi 100	73		07.14							
	1.6 HDi 90	68		11.09							
1.6 THP 16V 163	121		10.14								
	1.2 VTI 110	81		10.14			13.0470-2740.2	LD2740		23554 17,2 /Zub/S	LUC
	1.6 HDi 100	73		07.14							
	1.6 HDi 110	82		11.09							
	1.6 HDi 115	84		08.12							
	1.6 HDi 115	85		10.13							
	1.6 HDi 120	88		10.13							
	1.6 Racing			02.11							
	1.6 THP 150	115		04.10							
	1.6 THP 16V 163	121		10.14							
	1.6 VTI 120	88		04.10							
CITROEN DS3 Cabrio (13-)											
	1.2 PureTech VTI 82	60		03.13			13.0470-3994.2	LD3994		23599 19,0 /Zub/S	BOS
	1.2 VTI 110	81		10.14							
	1.6	121		10.14							
	1.6 e-HDi 90	68		03.13							
	1.6 HDi 100	73		07.14							
	1.2 VTI 110	81		10.14			13.0470-2740.2	LD2740		23554 17,2 /Zub/S	LUC
	1.6	121		10.14							
	1.6 HDi 100	73		07.14							
	1.6 HDi 120	88		07.14							
	1.6 Racing	149		03.14							
	1.6 Racing	152		03.14							
	1.6 THP 155	115		03.13							
	1.6 VTI 120	88		03.13							
CITROEN DS4 (11-)											
	1.2	96		07.14			13.0470-7229.2	LD7229		24538 18,5 +	ATE
	1.6 BlueHDi 120	88		07.14							
	1.6 e-HDi 110	81		04.11							
	1.6 HDi 110	82		04.11							
	1.6 HDi 115	84		08.12							
	1.6 HDi 90	68		05.11							
	1.6 THP 155	115		04.11							
	1.6 VTI 120	88		04.11							
	2.0 HDi 165	120		04.11							
	1.6 THP 160	120		04.12			13.0470-7230.2	LD7230		24557 19,4 +	ATE

1) - electric parking brake / - freno a mano elettrico / - frein à main électrique / - freno de mano eléctrico
2) + brake disc diameter 266 mm / + disco fr.diam. 266mm / + disques fr.diam. 266mm / + disco fr.diam. 266mm

								
CITROEN DS4 (11-)								
	2.0 BlueHdi 150 2.0 BlueHdi 180 2.0 Hdi 135	110 133 100		07.14 07.14 09.11			13.0470-7230.2 LD7230	24557 19,4 + ATE
								- 19" Rad ¹⁾ - 19" Rad ¹⁾
CITROEN DS5 (11-)								
	1.6 Hdi 110 1.6 Hdi 115 1.6 THP 155 1.6 THP 200 2.0 Hdi 135 2.0 Hdi 135 Hybrid4 2.0 Hdi 150 2.0 Hdi 165 2.0 Hdi 165 Hybr.4x4 2.0 Hdi 180 2.0 Hdi Hybrid4	82 84 115 147 100 100 110 120 120 133 147	ORGA 13342 ORGA 13342	11.11 08.12 11.11 11.11 11.11 12.11 07.14 11.11 12.11 08.13 11.11			13.0470-7230.2 LD7230	Naben D=82 ²⁾ 24557 19,4 + ATE
	1.6 Hdi 110 1.6 Hdi 115 1.6 Hdi 120	82 ORGA 13343 84 ORGA 13343 85		11.13			13.0470-7229.2 LD7229	Naben D=82 ²⁾ 24538 18,5 + ATE
CITROEN XSARA (N1) Limousine (97-05)								
	1.4 Hdi 70 1.4 i 1.6 16V 1.9 D 2.0 Hdi 90	50 55 80 51 66		01.03 09.00 09.00 09.00 09.00	03.05 03.05 03.05 03.05 03.05		13.0470-3994.2 LD3994	23599 19,0 /Zub/S BOS
	2.0 16V 2.0 16V 2.0 Hdi 110	100 ORGA 09185 120 ORGA 09185 80 ORGA 09185		03.05 03.05 03.05			13.0470-3966.2 LD3966	23600 19,4 /Zub/S BOS
CITROEN XSARA (N2) Kombi (97-05)								
	1.4 Hdi 70 1.4 i 1.6 16V 1.9 D 2.0 Hdi 90	50 55 80 51 66		01.03 09.00 09.00 09.00 09.00	08.05 08.05 08.05 08.05 08.05		13.0470-3994.2 LD3994	23599 19,0 /Zub/S BOS
	2.0 16V 2.0 Hdi 110	100 ORGA 09185 80 ORGA 09185		08.05 08.05			13.0470-3966.2 LD3966	23600 19,4 /Zub/S BOS
CITROEN XSARA (N0) Coupe (97-05)								
	1.4 Hdi 70 1.4 i 1.6 16V 1.9 D 2.0 Hdi 90	50 55 80 51 66		01.03 09.00 09.00 09.00 09.00	03.05 03.05 03.05 03.05 03.05		13.0470-3994.2 LD3994	23599 19,0 /Zub/S BOS
	2.0 2.0 16V 2.0 16V 2.0 Hdi 110	97 ORGA 09185 100 ORGA 09185 120 ORGA 09185 80 ORGA 09185		08.00 03.05 03.05 03.05			13.0470-3966.2 LD3966	23600 19,4 /Zub/S BOS
CITROEN XSARA Picasso (N68) (00-10)								
	1.6 1.6 1.6 1.6 16V 1.6 Hdi 110 1.6 Hdi 90 1.8 16V 2.0 16V 2.0 Hdi	65 67 70 80 80 66 85 100		06.00 06.02 09.00 09.05 05.04 09.05 02.00 01.03 06.00	03.10 03.10 03.10 03.10 03.10 03.10 03.10 03.10 03.10	- ESP - ESP - ESP - ESP - ESP - ESP - ESP - ESP/+ Schaltgetriebe ³⁾ - ESP	13.0470-3994.2 LD3994	23599 19,0 /Zub/S BOS
	1.6 16V 1.6 Hdi 110 1.6 Hdi 90 1.8 16V 2.0 16V 2.0 Hdi	80 80 66 85 100		09.05 05.04 09.05 02.00 01.03 06.00	03.10 03.10 03.10 03.10 03.10 03.10		13.0470-2823.2 LD2823	23554 17,2 /S LUC
Classic PKW BMW Z1 (88-91)								
	2.5	125		09.90	06.91		13.0470-3605.2 LD3605	20180 17,3 +WE ATE
Classic PKW MERCEDES BENZ (R129) SL-Klasse (89-93)								
	300 SL 300 SL 24 500 SL			06.89 06.89 06.89	07.93 07.93 07.93		13.0470-3805.2 LD3805	21197 15,0 /WE ATE
	600 SL V12			06.92	07.93		13.0470-4047.2 LD4047	21305 15,7 /WE ATE
Classic PKW MERCEDES BENZ (W124) E-Klasse (85-93)								
	200 200 CE 200 D 200 E 220 CE 220 E 230 CE			01.85 04.90 01.85 01.85 10.92 10.92 05.87	02.90 06.93 06.93 06.93 06.93 06.93 09.92		13.0470-2927.2 LD2927	20941 19,3 /WE/S LUC

¹⁾ - 19" wheel / - ruota 19" / - roue 19" / - rueda 19"

²⁾ hub diameter=82 / diametro mozzo=82 / diamètre du moyeu=82 / diámetro del buje=82

³⁾ - ESP/ + manual transm. / - ESP/+ scatola cambio velocità / - ESP/+ transmission mécanique / - ESP/+ cambio de velocidad



Classic PKW MERCEDES BENZ (W124) E-Klasse (85-93)

	230 E		01.85	09.92	13.0470-2927.2	LD2927		20941	19,3 /WE/S	LUC							
	250 D		01.85	06.93													
	250 D Turbo		09.88	06.93													
	260 E		01.85	09.92													
	260 E 4-Matic		05.85	08.91													
	280 E		10.92	06.93 + Radstand 2800mm ¹⁾													
	300 CE		05.87	09.92													
	300 D		01.85	06.93													
	300 D 4-Matic		12.86	08.91													
	300 D Turbo		09.87	06.93													
	300 D Turbo 4-Matic		09.87	06.93													
	300 E		01.85	09.92													
	300 E 4-Matic		11.86	06.93													
		200 T		10.85							02.90	13.0470-2927.2	LD2927		20941	19,3 /WE/S	LUC
200 TD			10.85	08.91													
200 TE			10.88	06.93													
220 TE			10.92	06.93													
230 E Kombi			01.85	09.92 + Spezialaufbau ²⁾													
230 TE			10.85	09.92													
250 D Kombi			10.85	06.93 + Spezialaufbau ²⁾													
250 TD			10.85	06.93													
250 TD Turbo			04.90	06.93 + ①													
260 E Kombi			10.85	09.92 + Spezialaufbau ²⁾													
280 TE			10.92	06.93													
300 TD			04.86	06.93													
300 TD Turbo			10.85	06.93													
300 TD Turbo 4-Matic			03.87	06.93													
300 TE			10.85	09.92													
300 TE 4-Matic			11.86	06.93													
		200 T		10.85	02.90	13.0470-3805.2	LD3805		21197	15,0 /WE	ATE						
		200 TD		10.85	08.91												
		200 TE		10.88	06.93												
		220 TE		10.92	06.93												
	230 E Kombi		01.85	09.92 + Spezialaufbau ²⁾													
	230 TE		10.85	09.92													
	250 D		01.90	06.93 + Radstand 3600mm ³⁾													
	250 D Kombi		10.85	06.93 + Spezialaufbau ²⁾													
	250 TD		10.85	06.93													
	250 TD Turbo		04.90	06.93 + ①													
	260 E		01.90	09.92 + Radstand 3600mm ³⁾													
	260 E Kombi		10.85	09.92 + Spezialaufbau ²⁾													
	280 TE		10.92	06.93													
	300 CE 24 Cabrio		01.92	06.93													
	300 CE 24 Coupe		09.89	09.92													
	300 E 24		09.89	09.92													
	300 TD		04.86	06.93													
	300 TD Turbo		10.85	06.93													
	300 TD Turbo 4-Matic		03.87	06.93													
	300 TE		10.85	09.92													
	300 TE 4-Matic		11.86	06.93													
	320 CE		10.92	06.93													
	320 E		10.92	06.93													
		280 E		10.92	06.93 + Radstand 3600mm ³⁾							13.0470-3805.2	LD3805		21197	15,0 /WE	ATE
280 E Kombi			10.92	06.93 + Spezialaufbau ²⁾													
300 TE 24			09.89	09.92													
320 TE			10.92	06.93													
	400 E		10.92	06.93	13.0470-3805.2	LD3805		21197	15,0 /WE	ATE							
	500 E		01.91														
	500 E	B927761		06.93	13.0470-4047.2	LD4047		21305	15,7 /WE	ATE							

Classic PKW MERCEDES BENZ (W201) 190-190 E 2,6 (82-93)

	190 E 2.3 16V		07.84	08.88	13.0470-2927.2	LD2927		20941	19,3 /WE/S	LUC
	190 E 2.5 16V		09.88	05.93						
	190 E 2.5 16V Evolut.	173	03.89	05.93	13.0470-3805.2	LD3805		21197	15,0 /WE	ATE


















Classic PKW MERCEDES BENZ S-Klasse (W140) (91-93)

	300 SE 2.8 / S 280		08.92	06.93	13.0470-4047.2	LD4047		21305	15,7 /WE	ATE
	300 SE 3.2		04.91	06.93						
	300 SEL 3.2		04.91	06.93						
	350 SD Turbo		03.93	06.93						
	400 SE		04.91	06.93						
	400 SEL		04.91	06.93						
	500 SE		04.91	06.93						
	500 SEC		06.92	06.93						
	500 SEL		04.91	06.93						
	600 SE V12		04.91	06.93						
	600 SEC V12		06.92	06.93						
600 SEL V12		04.91	06.93							

¹⁾ + wheel base 2800 mm / + passo 2800 mm / + empattement 2800 mm / + distancia entre ejes 2800 mm

²⁾ + special body / + carrozzeria speciale / + carrosserie spéciale / + construcc.carrocería especial

³⁾ + wheel base 3600 mm / + passo 3600 mm / + empattement 3600 mm / + distancia entre ejes 3600 mm

        											
DACIA DOKKER (12-)											
	1.5 dCi 75	55		11.12	- ESP	13.0470-2709.2	LD2709			23973 17,4 /Zub/S	LUC
	1.5 dCi 90	66		11.12	- ESP						
	1.6 16V	61		11.12	- ESP						
	1.2 TCe 115	85		11.12		13.0470-7266.2	LD7266			24538 17,9 +	ATE
	1.5 dCi 75	55		11.12	+ ESP						
	1.5 dCi 90	66		11.12	+ ESP						
1.6 16V	61		11.12	+ ESP							
DACIA DOKKER Express (12-)											
	1.5 dCi	55		12.12	- ESP	13.0470-2709.2	LD2709		- erhöhte Zuladung ¹⁾	23973 17,4 /Zub/S	LUC
	1.5 dCi	66		12.12	- ESP						
	1.6 16V	61		12.12	- ESP						
	1.5 dCi	55		12.12	- ESP	13.0470-7266.2	LD7266		+ erhöhte Zuladung ²⁾	24538 17,9 +	ATE
	1.5 dCi	66		12.12	- ESP						
	1.6 16V	61		12.12	- ESP						
1.2 TCe 115	85		12.12		13.0470-7266.2	LD7266			24538 17,9 +	ATE	
1.5 dCi	55		12.12	+ ESP							
1.5 dCi	66		12.12	+ ESP							
1.6 16V	61		12.12	+ ESP							
DACIA DUSTER (HS_) (10-)											
	1.5 dCi	63		04.10	- ABS	13.0470-2709.2	LD2709			23973 17,4 /Zub/S	LUC
	1.5 dCi	66		10.10	- ABS						
	1.5 dCi	79		06.10	- ABS						
	1.5 dCi	80		09.13	- ABS						
	1.6 16V	77		04.10							
	1.6 16V 4x4	77		06.10							
	1.6 16V Flexifuel	77		04.11							
	1.6 16V LPG	77		04.11							
	1.5 dCi	63		04.10	+ ABS	13.0470-7266.2	LD7266			24538 17,9 +	ATE
	1.5 dCi	66		10.10	+ ABS						
	1.5 dCi	79		06.10	+ ABS						
	1.5 dCi	80		09.13	+ ABS						
1.5 dCi 4x4	66		10.10								
1.5 dCi 4x4	79		06.10								
1.5 dCi 4x4	80		08.13								
1.5 dCi 4x4	81		10.10								
DACIA LODGY (JS_) (12-)											
	1.5 dCi	66		03.12	- ESP	13.0470-2709.2	LD2709			23973 17,4 /Zub/S	LUC
	1.6	61		03.12	- ESP						
	1.2 TCe	85		03.12		13.0470-7266.2	LD7266			24538 17,9 +	ATE
	1.5 dCi	66		03.12	+ ESP						
	1.5 dCi	79		03.12	+ ESP						
	1.6	61		03.12	+ ESP						
DACIA LOGAN Express (FS_) (09-13)											
	1.4	55		03.09	06.13	13.0470-2709.2	LD2709			23973 17,4 /Zub/S	LUC
	1.5 dCi	50		03.09	06.13						
	1.5 dCi	55		05.10	06.13						
	1.5 dCi	63		03.09	06.13						
	1.5 dCi	65		05.10	06.13						
	1.6	64		03.09	06.13						
	1.6 MPI 85	62		05.10	06.13						
	1.6 MPI 85	62		05.10	06.13						
DACIA LOGAN MCV Kombi (KS_) (07-13)											
	1.4	55		02.07	04.13	+ Bremsscheibendurchm. 260 mm ³⁾	13.0470-2709.2	LD2709		23973 17,4 /Zub/S	LUC
	1.5 dCi	50		12.08	04.13	+ Bremsscheibendurchm. 260 mm ³⁾					
	1.5 dCi	55		05.10	04.13	+ Bremsscheibendurchm. 260 mm ³⁾					
	1.5 dCi	63		12.08	04.13	+ Bremsscheibendurchm. 260 mm ³⁾					
	1.5 dCi	65		05.10	04.13	+ Bremsscheibendurchm. 260 mm ³⁾					
	1.6	64		12.08	04.13	+ Bremsscheibendurchm. 260 mm ³⁾					
	1.6 16V	77		02.07	04.13	+ Bremsscheibendurchm. 260 mm ³⁾					
	1.6 16V Flexifuel	77		11.09	04.13	+ Bremsscheibendurchm. 260 mm ³⁾					
DACIA LOGAN Pick-up (US_) (08-13)											
	1.4	55		01.09	06.13	13.0470-2709.2	LD2709			23973 17,4 /Zub/S	LUC
	1.5 dCi	50		12.08	06.13						
	1.5 dCi	55		05.10	06.13						
	1.5 dCi	63		12.08	06.13						
	1.5 dCi	65		05.10	06.13						
	1.6	64		12.08	06.13						
	1.6 Bifuel	62		05.10	06.13						
	1.6 MPI 85	62		05.10	06.13						
FIAT 500 (07-)											
	1.2 I	51		07.07	04.13	13.0470-3838.2	LD3838			21436 17,0 /WK/Zub	BOS
	1.2 LPG	51		12.10	04.13						
	1.2 I	51		05.13		13.0470-3838.2	LD3838			21436 17,0 /WK/Zub	BOS
	1.2 LPG	51		05.13							
	1.3 D Multijet	55		07.07		13.0470-3846.2	LD3846			24072 17,9 +/WK/Zub/SBOS	
	1.4 i 16V	74		07.07		13.0470-3826.2	LD3826			23706 18,0 +/WK/Zub/SBOS	
	1.4 Abarth	99		07.08		13.0470-3827.2	LD3827		für Fzg. mit 1 WK ⁴⁾	23709 19,6 +/WK/Zub/SBOS	
	1.4 Abarth	103		05.10							
1.4 Abarth	118		08.08								

¹⁾ - increased payload / - carico utile maggiorato / - charge utile augmentée / - incremento de carga

²⁾ + increased payload / + carico utile maggiorato / + charge utile augmentée / + incremento de carga

³⁾ + brake disc diameter 260mm / + diametro dischi freno 260mm / + diamètre disques frein 260mm / + diámetro disco freno 260mm





























⁴⁾ for vehicle with 1 W / per autovetture con 1 RU / pour véhicule avec 1 TU / para vehículo con 1 CD

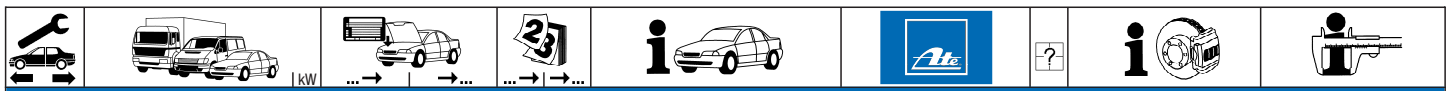
Werkzeug		KW		23		i		ATE		?		i		i	
FIAT 500 (07-)															
	1.4 Abarth	99		07.08				13.0470-2879.2	LD2879				23601	13,7 /S	LUC
	1.4 Abarth	103		05.10											
	1.4 Abarth	118		08.08											
	1.4 Abarth Assetto C.	140		08.08											
	1.4 Abarth Tributo F.	132		08.08											
	1.4 i 16V	74		07.07											
FIAT 500 C Cabrio (09-)															
	1.2	51		09.09				13.0470-3846.2	LD3846				24072	17,9 +/WK/Zub/SBOS	
	1.3 D Multijet	55		09.09											
	1.4	74		09.09				13.0470-3826.2	LD3826				23706	18,0 +/WK/Zub/SBOS	
	1.4 Abarth	118		05.11				13.0470-3827.2	LD3827		für Fzg. mit 1 WK ¹⁾		23709	19,6 +/WK/Zub/SBOS	
	1.4 Abarth	132		09.09											
	1.4	74		09.09				13.0470-2879.2	LD2879				23601	13,7 /S	LUC
	1.4 Abarth	118		05.11											
1.4 Abarth	132		09.09												
FIAT 500 L Kombi (12-)															
	0.9	77		08.12				13.0470-3840.2	LD3840				23981	19,6 +/WK/Zub/SBOS	
	0.9 CNG	63		03.13											
	1.3 D Multijet	62		08.12											
	1.4	70		08.12											
	1.6 D Multijet	77		08.12											
FIAT ALBEA (02-12)															
	1.2 i	44		03.02	12.12			13.0470-3982.2	LD3982				23705	18,1 +/WK/S	BOS
	1.2 i 16V	59		03.02	12.12										
	1.3 JTD	51		03.02	12.12										
	1.4 i	57		03.02	12.12										
	1.6 i 16V	76		03.02	12.12										
FIAT BRAVO (95-01)															
	2.0 i 20V			05.99	10.01			13.0470-7140.2	LD7140				23289	19,3 +/WK	ATE
FIAT BRAVO (07-)															
	1.4 i 16V	66		04.07				13.0470-3982.2	LD3982				23705	18,1 +/WK/S	BOS
	1.4 LPG	66		11.09											
	1.4 16V	103		04.08				13.0470-3983.2	LD3983				23708	19,4 +/WK/S	BOS
	1.4 T-Jet	88		09.07											
	1.6 D Multijet			03.08											
	1.9 D Multijet			04.07											
	1.9 D Multijet	66		04.07	12.08										
	1.4 T-Jet	110		09.07				13.0470-3984.2	LD3984				23711	19,4 +/WK/S	BOS
	1.9 D Multijet	110		04.07											
	2.0 D Multijet			09.08											
	1.4 16V	103		04.08				13.0470-3812.2	LD3812				23714	17,6 /S	BOS
	1.4 i 16V	66		04.07											
	1.4 LPG	66		11.09											
	1.4 T-Jet	88		09.07											
	1.4 T-Jet	110		09.07											
	1.6 D Multijet			03.08											
	1.9 D Multijet			04.07											
	1.9 D Multijet	66		04.07	12.08										
	1.9 D Multijet	110		04.07											
	2.0 D Multijet			09.08											
FIAT CROMA (05-10)															
	1.8 i 16V	103		01.06	11.10			13.0470-7172.2	LD7172		f. Bremssattel m. Kunststoffkolben ²⁾		23402	20,1 +/WE	ATE
	1.9 D Multijet	85		06.05	11.10										
	1.9 JTD	88		06.05	11.10										
	1.9 JTD 16V	2060169			11.10										
	2.2 i 16V	108		06.05	11.10										
FIAT DOBLO (10-)															
	1.3 D Multijet	66		02.10				13.0470-3827.2	LD3827				23709	19,6 +/WK/Zub/SBOS	
	1.4	70		02.10											
	1.4	88		10.11											
	1.4 Natural Power	88		02.10											
	1.6 D 16V Multijet	66		02.10											
	1.6 D 16V Multijet	77		02.10											
	1.6 D Multijet	74		02.10											
	1.6 D Multijet	77		02.10											
	2.0 D Multijet	99		02.10											
FIAT FIORINO / FIORINO QUBO (08-)															
	1.3 D Multijet	55		09.08				13.0470-3826.2	LD3826		- Halbautomatik Selespeed ³⁾		23706	18,0 +/WK/Zub/SBOS	
	1.4	54		09.08											
	1.4 Natural Power	57		10.09											
	1.3 D Multijet	70		07.10				13.0470-3827.2	LD3827				23709	19,6 +/WK/Zub/SBOS	

¹⁾ for vehicle with 1 Wl / per autovettura con 1 RU / pour véhicule avec 1 TU / para vehículo con 1 CD

²⁾ for br.caliper +plastic piston / per pinza fr. +pistone plastica / pour étrier fr. +piston plastique / para pinza fr. + pistón plástico

³⁾ - semi autom. Selespeed / - cambio semi autom. Selespeed / - boîte semi autom. Selespeed / - caja camb. semi autom. Selespeed

								
FIAT IDEA (04-12)								
	1.3 D Multijet 1.3 D Multijet 1.6 D Multijet 1.9 JTD	66 70 88 74		11.05 05.08 05.08 01.04	02.08 07.12 07.12 02.08	13.0470-3827.2	LD3827	23709 19,6 +WK/Zub/SBOS
	1.6 D Multijet	88		05.08	07.12	13.0470-2879.2	LD2879	23601 13,7 /S LUC
FIAT LINEA (07-11)								
	1.3 D Multijet 1.4	66		07.07 07.07	05.11 05.11	13.0470-3826.2	LD3826	23706 18,0 +WK/Zub/SBOS
	1.4 T-Jet 1.6 1.6 D Multijet 1.9 16V	80 77		07.07 07.08 01.09 07.08	05.11 05.11 05.11 05.11	13.0470-3827.2	LD3827	23709 19,6 +WK/Zub/SBOS
	1.4 T-Jet 1.6 1.6 D Multijet 1.9 16V	80 77		07.07 07.08 01.09 07.08	05.11 05.11 05.11 05.11	13.0470-2867.2	LD2867	23517 16,6 /S LUC
FIAT MAREA (96-02)								
	2.0 i 20V 2.4 JTD			05.99 04.99	12.02 12.02	13.0470-7140.2	LD7140	23289 19,3 +WK ATE
FIAT MULTIPLA (98-08)								
	1.6 1.6 16V 1.6 16V Bipower 1.9 JTD			09.00 02.99 04.99 02.99	02.01 09.04 03.02 09.04	13.0470-7140.2	LD7140	23289 19,3 +WK ATE
	1.6 16V 1.6 16V Bluepower 1.9 JTD			10.04 04.99 10.04	02.08 02.08 02.08	13.0470-3827.2	LD3827	23709 19,6 +WK/Zub/SBOS
	1.6 16V 1.6 16V Bipower 1.6 16V Bluepower 1.9 JTD			12.05 04.99 04.99 12.05	02.08 02.08 02.08 02.08	13.0470-3812.2	LD3812	23714 17,6 /S BOS
FIAT PANDA (03-13)								
	1.3 D Multijet 4x4 1.4	74		10.04 11.06	06.13 06.13	13.0470-3826.2	LD3826	23706 18,0 +WK/Zub/SBOS
	1.2 4x4 1.2 i 4x4 1.3 D Multijet 4x4 1.4	51 44 74		10.10 10.04 10.04 11.06	06.13 06.13 06.13 06.13	13.0470-2879.2	LD2879	23601 13,7 /S LUC
FIAT PANDA Cross (06-11)								
	1.3 D Multijet 4x4	51		04.06	08.11	13.0470-3826.2	LD3826	23706 18,0 +WK/Zub/SBOS
	1.3 D Multijet 4x4	51		04.06	08.11	13.0470-2879.2	LD2879	23601 13,7 /S LUC
FIAT PUNTO (00-03)								
	1.8 i 16V			10.99	06.03	13.0470-2879.2	LD2879	23601 13,7 /S LUC
FIAT PUNTO (03-06)								
	1.8 i 16V 1.9 JTD	74		07.03 07.03	11.05 11.05	13.0470-7140.2	LD7140	23289 19,3 +WK ATE
	1.8 i 16V 1.9 JTD	74		07.03 07.03	11.05 11.05	13.0470-2879.2	LD2879	23601 13,7 /S LUC
FIAT PUNTO / PUNTO EVO (09-)								
	1.4 Abarth			10.09		13.0470-4853.2	LD4853	24162 15,2 +WK BRE
FIAT GRANDE PUNTO (06-11)								
	1.2 1.3 D Multijet 1.4 1.4 16V 1.4 LPG 1.4 Natural Power	51		10.05 10.05 10.05 12.08 07.08	08.10 08.10 08.10 01.11 01.11	13.0470-3826.2	LD3826	23706 18,0 +WK/Zub/SBOS
	1.3 D Multijet 1.4 T-Jet 1.6 D Multijet 1.9 JTD 1.9 JTD	66 88 88 88 96		10.05 07.07 07.08 10.05 02.06	01.11 01.11 01.11 01.11 01.11	13.0470-3827.2	LD3827	23709 19,6 +WK/Zub/SBOS



FIAT GRANDE PUNTO (06-11)

	1.4 Abarth	114		10.07	01.11	13.0470-4853.2	LD4853		24162 15,2 +/WK	BRE
	1.4 Abarth	132		12.07	01.11					
	1.4 Abarth	114		10.07	01.11	13.0470-3828.2	LD3828		24349 17,5 /S	BOS
	1.4 Abarth	132		12.07	01.11					
	1.4 T-Jet	88		07.07	01.11					
	1.6 D Multijet	88		07.08	01.11					
	1.9 JTD	88		10.05	01.11					
	1.9 JTD	96		02.06	01.11					

FIAT STILO / STILO Multi Wagon (01-08)
















	1.2 i 16V	59		02.02	03.08	13.0470-3982.2	LD3982		23705 18,1 +/WK/S	BOS
	1.4 i 16V			01.04	03.08					
	1.6 16V			10.01	03.08					
	1.8 16V			10.01	03.08					
	1.9 D Multijet			09.05	03.08					
	1.9 JTD			10.01	03.08	13.0470-3983.2	LD3983		23708 19,4 +/WK/S	BOS
	1.9 JTD			02.02	03.08					
	1.6 16V	100		04.05	03.08					
	1.9 D Multijet	110		09.05	03.08					
	1.9 JTD			01.04	03.08					
	2.4 20V			10.01	03.08					
	1.2 i 16V	59		06.05	03.08	13.0470-3812.2	LD3812		23714 17,6 /S	BOS
	1.4 i 16V			06.05	03.08					
	1.6 16V			06.05	03.08					
	1.6 16V	100		06.05	03.08					
	1.8 16V			06.05	03.08					
	1.9 D Multijet			09.05	03.08					
	1.9 D Multijet	110		09.05	03.08					
	1.9 JTD			06.05	03.08					
	1.9 JTD			06.05	03.08					
	1.9 JTD			06.05	03.08					
	2.4 20V			06.05	03.08					

FORD C-MAX I (07-10)

	1.6 i 16V	74		03.07	10.10	13.0470-7193.2	LD7193		23723 18,1 +	ATE
	1.6 TDCi			03.07	10.10					
	1.6 TDCi	66		03.07	10.10					
	1.8 i 16V			03.07	10.10					
	1.8 TDCi	85		03.07	10.10					
	2.0 i 16V	107		03.07	10.10					
	2.0 TDCi			03.07	10.10					
	2.0 TDCi	81		02.08	10.10	13.0470-7195.2	LD7195		23482 16,6 +	ATE
	1.6 i 16V	74		03.07	10.10					
	1.6 TDCi			03.07	10.10					
	1.6 TDCi	66		03.07	10.10					
	1.8 i 16V			03.07	10.10					
	1.8 TDCi	85		03.07	10.10					
	2.0 i 16V	107		03.07	10.10					
	2.0 TDCi			03.07	10.10					
2.0 TDCi	81		02.08	10.10						

FORD C-MAX II (10-)

	1.0 EcoBoost	74		09.12		13.0470-7193.2	LD7193		23723 18,1 +	ATE
	1.0 EcoBoost	92		09.12						
	1.5 EcoBoost	110		03.15						
	1.5 EcoBoost	134		03.15						
	1.5 TDCi	70		03.15						
	1.5 TDCi	88		03.15						
	1.5 TDCi ECOnetic	77		03.15						
	1.6 EcoBoost	110		12.10						
	1.6 EcoBoost	134		12.10						
	1.6 Flexifuel	88		02.11						
	1.6 LPG	88		02.12						
	1.6 TDCi	70		12.10						
	1.6 TDCi	85		12.10						
	1.6 Ti-VCT	63		12.10						
	1.6 Ti-VCT	77		12.10						
	1.6 Ti-VCT	92		12.10						
	2.0 TDCi	85		12.10						
	2.0 TDCi	103		12.10						
	2.0 TDCi	110		03.15						
	2.0 TDCi	120		12.10						
2.0 TDCi	125		03.15							
	1.0 EcoBoost	74		09.12		13.0470-7195.2	LD7195		23482 16,6 +	ATE
	1.0 EcoBoost	92		09.12						
	1.5 EcoBoost	110		03.15						
	1.5 EcoBoost	134		03.15						
	1.5 TDCi	70		03.15						
	1.5 TDCi	88		03.15						
	1.5 TDCi ECOnetic	77		03.15						
	1.6 EcoBoost	110		12.10						
	1.6 EcoBoost	134		12.10						
	1.6 Flexifuel	88		02.11						
	1.6 LPG	88		02.12						
	1.6 TDCi	70		12.10						
	1.6 TDCi	85		12.10						

        												
FORD C-MAX II (10-)												
	1.6 Ti-VCT	63		12.10			13.0470-7195.2	LD7195			23482 16,6 +	ATE
	1.6 Ti-VCT	77		12.10								
	1.6 Ti-VCT	92		12.10								
	2.0 TDCi	85		12.10								
	2.0 TDCi	103		12.10								
	2.0 TDCi	110		03.15								
	2.0 TDCi	120		12.10								
2.0 TDCi	125		03.15									
FORD GRAND C-MAX (10-)												
	1.0 EcoBoost	74		09.12			13.0470-7193.2	LD7193			23723 18,1 +	ATE
	1.0 EcoBoost	92		09.12								
	1.5 EcoBoost	110		03.15								
	1.5 EcoBoost	134		03.15								
	1.5 TDCi	70		03.15								
	1.5 TDCi	88		03.15								
	1.6 EcoBoost	110		12.10								
	1.6 EcoBoost	134		12.10								
	1.6 Flexifuel	88		02.11								
	1.6 LPG	86		02.12								
	1.6 TDCi	70		12.10								
	1.6 TDCi	85		12.10								
	1.6 Ti-VCT	77		12.10								
	1.6 Ti-VCT	92		12.10								
	2.0 TDCi	85		12.10								
	2.0 TDCi	100		12.10								
	2.0 TDCi	103		12.10								
2.0 TDCi	110		03.15									
2.0 TDCi	120		12.10									
2.0 TDCi	125		03.15									
	1.0 EcoBoost	74		09.12			13.0470-7195.2	LD7195			23482 16,6 +	ATE
	1.0 EcoBoost	92		09.12								
	1.5 EcoBoost	110		03.15								
	1.5 EcoBoost	134		03.15								
	1.5 TDCi	70		03.15								
	1.5 TDCi	88		03.15								
	1.6 EcoBoost	110		12.10								
	1.6 EcoBoost	134		12.10								
	1.6 Flexifuel	88		02.11								
	1.6 LPG	86		02.12								
	1.6 TDCi	70		12.10								
	1.6 TDCi	85		12.10								
	1.6 Ti-VCT	77		12.10								
	1.6 Ti-VCT	92		12.10								
	2.0 TDCi	85		12.10								
	2.0 TDCi	100		12.10								
	2.0 TDCi	103		12.10								
2.0 TDCi	110		03.15									
2.0 TDCi	120		12.10									
2.0 TDCi	125		03.15									
FORD ECOSPORT II (14-)												
	1.0 EcoBoost	92		02.14			13.0470-7193.2	LD7193			23723 18,1 +	ATE
	1.5 TDCi	66		02.14								
	1.5 Ti	82		02.14								
FORD FOCUS II (05-11)												
	1.4 i 16V	59		10.04	02.11		13.0470-7193.2	LD7193			23723 18,1 +	ATE
	1.6 i 16V	74		10.04	02.11							
	1.6 TDCi			10.04	02.11							
	1.6 TDCi	66		01.05	02.11							
	1.6 Ti VCT	85		10.04	02.11							
	1.8 i 16V	92		01.06	02.11							
	1.8 TDCi	85		01.05	02.11							
	2.0 i 16V	107		10.04	02.11							
	2.0 TDCi			10.04	02.11							
	2.0 TDCi	81		02.08	02.11							
2.5 ST	166		10.05	02.11		13.0470-7204.2	LD7204			23912 18,8 +	ATE	
	1.4 i 16V	59		10.04	02.11		13.0470-7195.2	LD7195			23482 16,6 +	ATE
	1.6 i 16V	74		10.04	02.11							
	1.6 TDCi			10.04	02.11							
	1.6 TDCi	66		01.05	02.11							
	1.6 Ti VCT	85		10.04	02.11							
	1.8 i 16V	92		01.06	02.11							
	1.8 TDCi	85		01.05	02.11							
	2.0 i 16V	107		10.04	02.11							
	2.0 TDCi			10.04	02.11							
	2.0 TDCi	81		02.08	02.11							
2.5 ST	166		10.05	02.11								
2.5 RS	224		01.09	02.11		13.0470-2723.2	LD2723			24537 16,1 /Zub/S	LUC	
2.5 RS 500	257		05.10	02.11								



FORD FOCUS III (11-)
















	1.0 EcoBoost	74		02.12		13.0470-7193.2	LD7193		23723 18,1 +	ATE
	1.0 EcoBoost	92		02.12						
	1.5 EcoBoost	110		09.14						
	1.5 EcoBoost	134		09.14						
	1.5 TDCi	70		09.14						
	1.5 TDCi	88		09.14						
	1.5 TDCi ECOnetic	77		09.14						
	1.6 EcoBoost	110		03.11						
	1.6 EcoBoost	134		03.11						
	1.6 Flexifuel	110		07.13						
	1.6 LPG	88		02.12						
	1.6 TDCi	70		03.11						
	1.6 TDCi	85		03.11						
	1.6 TDCi ECOnetic	77		04.12						
	1.6 Ti-VCT	63		08.11						
	1.6 Ti-VCT	77		03.11						
	1.6 Ti-VCT	88		02.12						
	1.6 Ti-VCT	92		03.11						
	1.6 Ti-VCT Flexifuel	88		03.11						
	2.0 TDCi	85		03.11						
2.0 TDCi	100		03.11							
2.0 TDCi	103		03.11							
2.0 TDCi	110		11.14							
2.0 TDCi	120		03.11							
2.0 TDCi	136		11.14							
	1.0 EcoBoost	74		02.12		13.0470-7195.2	LD7195		23482 16,6 +	ATE
	1.0 EcoBoost	92		02.12						
	1.5 EcoBoost	110		09.14						
	1.5 EcoBoost	134		09.14						
	1.5 TDCi	70		09.14						
	1.5 TDCi	88		09.14						
	1.5 TDCi ECOnetic	77		09.14						
	1.6 EcoBoost	110		03.11						
	1.6 EcoBoost	134		03.11						
	1.6 Flexifuel	110		07.13						
	1.6 LPG	88		02.12						
	1.6 TDCi	70		03.11						
	1.6 TDCi	85		03.11						
	1.6 TDCi ECOnetic	77		04.12						
	1.6 Ti-VCT	63		08.11						
	1.6 Ti-VCT	77		03.11						
	1.6 Ti-VCT	88		02.12						
	1.6 Ti-VCT	92		03.11						
	1.6 Ti-VCT Flexifuel	88		03.11						
	2.0 EcoBoost ST	184		06.12						
2.0 TDCi	85		03.11							
2.0 TDCi	100		03.11							
2.0 TDCi	103		03.11							
2.0 TDCi	120		03.11							

FORD FOCUS C-MAX (03-07)

	1.6 i 16V	74		08.03	03.07	13.0470-7193.2	LD7193		23723 18,1 +	ATE
	1.6 TDCi	66		01.05	03.07					
	1.6 TDCi	80		08.03	03.07					
	1.6 Ti VCT	85		08.04	03.07					
	1.8 i 16V	88		08.03	03.07					
	1.8 i 16V	92		04.04	03.07					
	1.8 TDCi	85		01.05	03.07					
	2.0 i 16V	107		04.04	03.07					
	2.0 TDCi	100		08.03	03.07					
		1.6 i 16V	74		08.03	03.07	13.0470-7195.2	LD7195		23482 16,6 +
1.6 TDCi		66		01.05	03.07					
1.6 TDCi		80		08.03	03.07					
1.6 Ti VCT		85		08.04	03.07					
1.8 i 16V		88		08.03	03.07					
1.8 i 16V		92		04.04	03.07					
1.8 TDCi		85		01.05	03.07					
2.0 i 16V		107		04.04	03.07					
2.0 TDCi		100		08.03	03.07					

FORD GALAXY II (06-)

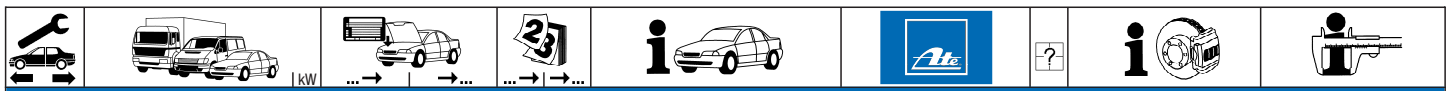
	1.6 EcoBoost	118		02.11		13.0470-7228.2	LD7228		24123 20,3 +	ATE	
	1.6 TDCi	85		02.11							
	1.8 TDCi	74		04.06							
	1.8 TDCi	92		04.06							
	2.0 Flexifuel	107		05.06							
	2.0 i 16V	107		04.06							
	2.0 TDCi	85		10.07							
	2.0 TDCi	96		04.06							
	2.0 TDCi	100		05.06							
	2.0 TDCi	103		04.06							
	2.0 TDCi	120		03.10							
	2.2 TDCi	129		11.08							
	2.2 TDCi	147		07.10							
	2.3 i 16V	118		07.07							
		2.0 SCTi EcoBoost	149		03.10		13.0470-7243.2	LD7243		24142 20,6 +	ATE
		2.2 TDCi	129		04.08	10.08					

        																																																																																																																																																																																
FORD MONDEO IV (07-14)																																																																																																																																																																																
	<table border="1"> <tr><td>1.8 TDCi</td><td>92</td><td></td><td>06.07</td><td>09.14</td><td rowspan="15">13.0470-7228.2</td><td rowspan="15">LD7228</td><td rowspan="15"></td><td rowspan="15">24123 20,3 +</td><td rowspan="15">ATE</td></tr> <tr><td>2.0 EcoBoost</td><td>176</td><td></td><td>07.10</td><td>09.14</td></tr> <tr><td>2.0 Flexifuel</td><td>107</td><td></td><td>03.07</td><td>09.14</td></tr> <tr><td>2.0 i 16V</td><td>107</td><td></td><td>04.07</td><td>09.14</td></tr> <tr><td>2.0 LPG</td><td>107</td><td></td><td>07.09</td><td>09.14</td></tr> <tr><td>2.0 SCTi</td><td>149</td><td></td><td>03.10</td><td>09.14</td></tr> <tr><td>2.0 TDCi</td><td>85</td><td></td><td>10.07</td><td>09.14</td></tr> <tr><td>2.0 TDCi</td><td>96</td><td></td><td>04.07</td><td>09.14</td></tr> <tr><td>2.0 TDCi</td><td>100</td><td></td><td>03.07</td><td>09.14</td></tr> <tr><td>2.0 TDCi</td><td>103</td><td></td><td>04.07</td><td>09.14</td></tr> <tr><td>2.0 TDCi</td><td>120</td><td></td><td>03.10</td><td>09.14</td></tr> <tr><td>2.2 TDCi</td><td>129</td><td></td><td>04.08</td><td>09.14</td></tr> <tr><td>2.2 TDCi</td><td>147</td><td></td><td>11.10</td><td>09.14</td></tr> <tr><td>2.3 i 16V</td><td>118</td><td></td><td>07.07</td><td>09.14</td></tr> <tr><td>2.5 i 20V</td><td>162</td><td></td><td>04.07</td><td>09.14</td></tr> </table>	1.8 TDCi	92		06.07	09.14	13.0470-7228.2	LD7228		24123 20,3 +	ATE	2.0 EcoBoost	176		07.10	09.14	2.0 Flexifuel	107		03.07	09.14	2.0 i 16V	107		04.07	09.14	2.0 LPG	107		07.09	09.14	2.0 SCTi	149		03.10	09.14	2.0 TDCi	85		10.07	09.14	2.0 TDCi	96		04.07	09.14	2.0 TDCi	100		03.07	09.14	2.0 TDCi	103		04.07	09.14	2.0 TDCi	120		03.10	09.14	2.2 TDCi	129		04.08	09.14	2.2 TDCi	147		11.10	09.14	2.3 i 16V	118		07.07	09.14	2.5 i 20V	162		04.07	09.14																																																																																															
1.8 TDCi	92		06.07	09.14	13.0470-7228.2	LD7228							24123 20,3 +	ATE																																																																																																																																																																		
2.0 EcoBoost	176		07.10	09.14																																																																																																																																																																												
2.0 Flexifuel	107		03.07	09.14																																																																																																																																																																												
2.0 i 16V	107		04.07	09.14																																																																																																																																																																												
2.0 LPG	107		07.09	09.14																																																																																																																																																																												
2.0 SCTi	149		03.10	09.14																																																																																																																																																																												
2.0 TDCi	85		10.07	09.14																																																																																																																																																																												
2.0 TDCi	96		04.07	09.14																																																																																																																																																																												
2.0 TDCi	100		03.07	09.14																																																																																																																																																																												
2.0 TDCi	103		04.07	09.14																																																																																																																																																																												
2.0 TDCi	120		03.10	09.14																																																																																																																																																																												
2.2 TDCi	129		04.08	09.14																																																																																																																																																																												
2.2 TDCi	147		11.10	09.14																																																																																																																																																																												
2.3 i 16V	118		07.07	09.14																																																																																																																																																																												
2.5 i 20V	162		04.07	09.14																																																																																																																																																																												
	<table border="1"> <tr><td>1.6 EcoBoost</td><td>118</td><td></td><td>02.11</td><td>09.14</td><td rowspan="20">13.0470-2723.2</td><td rowspan="20">LD2723</td><td rowspan="20"></td><td rowspan="20">24537 16,1 /Zub/S</td><td rowspan="20">LUC</td></tr> <tr><td>1.6 TDCi</td><td>85</td><td></td><td>02.11</td><td>09.14</td></tr> <tr><td>1.6 Ti VCT</td><td>81</td><td></td><td>04.07</td><td>09.14</td></tr> <tr><td>1.6 Ti VCT</td><td>88</td><td></td><td>07.10</td><td>09.14</td></tr> <tr><td>1.6 Ti VCT</td><td>92</td><td></td><td>04.07</td><td>09.14</td></tr> <tr><td>1.8 TDCi</td><td>74</td><td></td><td>04.07</td><td>09.14</td></tr> <tr><td>1.8 TDCi</td><td>92</td><td></td><td>06.07</td><td>09.14</td></tr> <tr><td>2.0 EcoBoost</td><td>176</td><td></td><td>07.10</td><td>09.14</td></tr> <tr><td>2.0 Flexifuel</td><td>107</td><td></td><td>03.07</td><td>09.14</td></tr> <tr><td>2.0 i 16V</td><td>107</td><td></td><td>04.07</td><td>09.14</td></tr> <tr><td>2.0 LPG</td><td>107</td><td></td><td>07.09</td><td>09.14</td></tr> <tr><td>2.0 SCTi</td><td>149</td><td></td><td>03.10</td><td>09.14</td></tr> <tr><td>2.0 TDCi</td><td>85</td><td></td><td>10.07</td><td>09.14</td></tr> <tr><td>2.0 TDCi</td><td>96</td><td></td><td>04.07</td><td>09.14</td></tr> <tr><td>2.0 TDCi</td><td>100</td><td></td><td>03.07</td><td>09.14</td></tr> <tr><td>2.0 TDCi</td><td>103</td><td></td><td>04.07</td><td>09.14</td></tr> <tr><td>2.0 TDCi</td><td>120</td><td></td><td>03.10</td><td>09.14</td></tr> <tr><td>2.2 TDCi</td><td>129</td><td></td><td>04.08</td><td>09.14</td></tr> <tr><td>2.2 TDCi</td><td>147</td><td></td><td>11.10</td><td>09.14</td></tr> <tr><td>2.3 i 16V</td><td>118</td><td></td><td>07.07</td><td>09.14</td></tr> <tr><td>2.5 i 20V</td><td>162</td><td></td><td>04.07</td><td>09.14</td></tr> </table>	1.6 EcoBoost	118		02.11	09.14	13.0470-2723.2	LD2723		24537 16,1 /Zub/S	LUC	1.6 TDCi	85		02.11	09.14	1.6 Ti VCT	81		04.07	09.14	1.6 Ti VCT	88		07.10	09.14	1.6 Ti VCT	92		04.07	09.14	1.8 TDCi	74		04.07	09.14	1.8 TDCi	92		06.07	09.14	2.0 EcoBoost	176		07.10	09.14	2.0 Flexifuel	107		03.07	09.14	2.0 i 16V	107		04.07	09.14	2.0 LPG	107		07.09	09.14	2.0 SCTi	149		03.10	09.14	2.0 TDCi	85		10.07	09.14	2.0 TDCi	96		04.07	09.14	2.0 TDCi	100		03.07	09.14	2.0 TDCi	103		04.07	09.14	2.0 TDCi	120		03.10	09.14	2.2 TDCi	129		04.08	09.14	2.2 TDCi	147		11.10	09.14	2.3 i 16V	118		07.07	09.14	2.5 i 20V	162		04.07	09.14																																																																	
1.6 EcoBoost	118		02.11	09.14	13.0470-2723.2	LD2723							24537 16,1 /Zub/S	LUC																																																																																																																																																																		
1.6 TDCi	85		02.11	09.14																																																																																																																																																																												
1.6 Ti VCT	81		04.07	09.14																																																																																																																																																																												
1.6 Ti VCT	88		07.10	09.14																																																																																																																																																																												
1.6 Ti VCT	92		04.07	09.14																																																																																																																																																																												
1.8 TDCi	74		04.07	09.14																																																																																																																																																																												
1.8 TDCi	92		06.07	09.14																																																																																																																																																																												
2.0 EcoBoost	176		07.10	09.14																																																																																																																																																																												
2.0 Flexifuel	107		03.07	09.14																																																																																																																																																																												
2.0 i 16V	107		04.07	09.14																																																																																																																																																																												
2.0 LPG	107		07.09	09.14																																																																																																																																																																												
2.0 SCTi	149		03.10	09.14																																																																																																																																																																												
2.0 TDCi	85		10.07	09.14																																																																																																																																																																												
2.0 TDCi	96		04.07	09.14																																																																																																																																																																												
2.0 TDCi	100		03.07	09.14																																																																																																																																																																												
2.0 TDCi	103		04.07	09.14																																																																																																																																																																												
2.0 TDCi	120		03.10	09.14																																																																																																																																																																												
2.2 TDCi	129		04.08	09.14																																																																																																																																																																												
2.2 TDCi	147		11.10	09.14																																																																																																																																																																												
2.3 i 16V	118		07.07	09.14																																																																																																																																																																												
2.5 i 20V	162		04.07	09.14																																																																																																																																																																												
FORD S-MAX (06-)																																																																																																																																																																																
	<table border="1"> <tr><td>1.6 EcoBoost</td><td>118</td><td></td><td>02.11</td><td></td><td rowspan="15">13.0470-7228.2</td><td rowspan="15">LD7228</td><td rowspan="15"></td><td rowspan="15">24123 20,3 +</td><td rowspan="15">ATE</td></tr> <tr><td>1.6 TDCi</td><td>85</td><td></td><td>02.11</td><td></td></tr> <tr><td>1.8 TDCi</td><td>74</td><td></td><td>01.07</td><td></td></tr> <tr><td>1.8 TDCi</td><td>92</td><td></td><td>04.06</td><td></td></tr> <tr><td>2.0 i 16V</td><td>107</td><td></td><td>04.06</td><td></td></tr> <tr><td>2.0 TDCi</td><td>85</td><td></td><td>10.07</td><td></td></tr> <tr><td>2.0 TDCi</td><td>96</td><td></td><td>04.06</td><td></td></tr> <tr><td>2.0 TDCi</td><td>100</td><td></td><td>05.06</td><td></td></tr> <tr><td>2.0 TDCi</td><td>103</td><td></td><td>04.06</td><td></td></tr> <tr><td>2.0 TDCi</td><td>120</td><td></td><td>03.10</td><td></td></tr> <tr><td>2.2 TDCi</td><td>129</td><td></td><td>11.08</td><td></td></tr> <tr><td>2.2 TDCi</td><td>147</td><td></td><td>07.10</td><td></td></tr> <tr><td>2.3 i 16V</td><td>118</td><td></td><td>07.07</td><td></td></tr> <tr><td>2.0 EcoBoost</td><td>176</td><td></td><td>07.10</td><td></td><td rowspan="4">13.0470-7243.2</td><td rowspan="4">LD7243</td><td rowspan="4"></td><td rowspan="4">24142 20,6 +</td><td rowspan="4">ATE</td></tr> <tr><td>2.0 SCTi EcoBoost</td><td>149</td><td></td><td>03.10</td><td></td></tr> <tr><td>2.2 TDCi</td><td>129</td><td></td><td>04.08</td><td>10.08</td></tr> <tr><td>2.5 ST</td><td>162</td><td></td><td>04.06</td><td></td></tr> </table>	1.6 EcoBoost	118		02.11		13.0470-7228.2	LD7228		24123 20,3 +	ATE	1.6 TDCi	85		02.11		1.8 TDCi	74		01.07		1.8 TDCi	92		04.06		2.0 i 16V	107		04.06		2.0 TDCi	85		10.07		2.0 TDCi	96		04.06		2.0 TDCi	100		05.06		2.0 TDCi	103		04.06		2.0 TDCi	120		03.10		2.2 TDCi	129		11.08		2.2 TDCi	147		07.10		2.3 i 16V	118		07.07		2.0 EcoBoost	176		07.10		13.0470-7243.2	LD7243		24142 20,6 +	ATE	2.0 SCTi EcoBoost	149		03.10		2.2 TDCi	129		04.08	10.08	2.5 ST	162		04.06																																																																																	
1.6 EcoBoost	118		02.11		13.0470-7228.2	LD7228							24123 20,3 +	ATE																																																																																																																																																																		
1.6 TDCi	85		02.11																																																																																																																																																																													
1.8 TDCi	74		01.07																																																																																																																																																																													
1.8 TDCi	92		04.06																																																																																																																																																																													
2.0 i 16V	107		04.06																																																																																																																																																																													
2.0 TDCi	85		10.07																																																																																																																																																																													
2.0 TDCi	96		04.06																																																																																																																																																																													
2.0 TDCi	100		05.06																																																																																																																																																																													
2.0 TDCi	103		04.06																																																																																																																																																																													
2.0 TDCi	120		03.10																																																																																																																																																																													
2.2 TDCi	129		11.08																																																																																																																																																																													
2.2 TDCi	147		07.10																																																																																																																																																																													
2.3 i 16V	118		07.07																																																																																																																																																																													
2.0 EcoBoost	176		07.10												13.0470-7243.2	LD7243		24142 20,6 +	ATE																																																																																																																																																													
2.0 SCTi EcoBoost	149		03.10																																																																																																																																																																													
2.2 TDCi	129		04.08	10.08																																																																																																																																																																												
2.5 ST	162		04.06																																																																																																																																																																													
	<table border="1"> <tr><td>1.6 EcoBoost</td><td>118</td><td></td><td>02.11</td><td></td><td rowspan="2">13.0470-2723.2</td><td rowspan="2">LD2723</td><td rowspan="2"></td><td rowspan="2">+ mechanische Feststellbremse ¹⁾</td><td rowspan="2">24537 16,1 /Zub/S</td><td rowspan="2">LUC</td></tr> <tr><td>1.6 TDCi</td><td>85</td><td></td><td>02.11</td><td></td><td>13.0470-2722.2</td><td>LD2722</td><td>+ elektrische Feststellbremse ²⁾</td><td>24496 17,3 /Zub/S</td><td>LUC</td></tr> <tr><td>1.8 TDCi</td><td>74</td><td></td><td>01.07</td><td></td><td></td><td></td><td></td><td></td><td></td><td></td></tr> <tr><td>1.8 TDCi</td><td>92</td><td></td><td>04.06</td><td></td><td></td><td></td><td></td><td></td><td></td><td></td></tr> <tr><td>2.0 EcoBoost</td><td>176</td><td></td><td>07.10</td><td></td><td></td><td></td><td></td><td></td><td></td><td></td></tr> <tr><td>2.0 i 16V</td><td>107</td><td></td><td>04.06</td><td></td><td></td><td></td><td></td><td></td><td></td><td></td></tr> <tr><td>2.0 SCTi EcoBoost</td><td>149</td><td></td><td>03.10</td><td></td><td></td><td></td><td></td><td></td><td></td><td></td></tr> <tr><td>2.0 TDCi</td><td>85</td><td></td><td>10.07</td><td></td><td></td><td></td><td></td><td></td><td></td><td></td></tr> <tr><td>2.0 TDCi</td><td>96</td><td></td><td>04.06</td><td></td><td></td><td></td><td></td><td></td><td></td><td></td></tr> <tr><td>2.0 TDCi</td><td>100</td><td></td><td>05.06</td><td></td><td></td><td></td><td></td><td></td><td></td><td></td></tr> <tr><td>2.0 TDCi</td><td>103</td><td></td><td>04.06</td><td></td><td></td><td></td><td></td><td></td><td></td><td></td></tr> <tr><td>2.0 TDCi</td><td>120</td><td></td><td>03.10</td><td></td><td></td><td></td><td></td><td></td><td></td><td></td></tr> <tr><td>2.2 TDCi</td><td>129</td><td></td><td>04.08</td><td></td><td></td><td></td><td></td><td></td><td></td><td></td></tr> <tr><td>2.2 TDCi</td><td>147</td><td></td><td>07.10</td><td></td><td></td><td></td><td></td><td></td><td></td><td></td></tr> <tr><td>2.3 i 16V</td><td>118</td><td></td><td>07.07</td><td></td><td></td><td></td><td></td><td></td><td></td><td></td></tr> <tr><td>2.5 ST</td><td>162</td><td></td><td>04.06</td><td></td><td></td><td></td><td></td><td></td><td></td><td></td></tr> </table>	1.6 EcoBoost	118		02.11		13.0470-2723.2	LD2723		+ mechanische Feststellbremse ¹⁾	24537 16,1 /Zub/S	LUC	1.6 TDCi	85		02.11		13.0470-2722.2	LD2722	+ elektrische Feststellbremse ²⁾	24496 17,3 /Zub/S	LUC	1.8 TDCi	74		01.07								1.8 TDCi	92		04.06								2.0 EcoBoost	176		07.10								2.0 i 16V	107		04.06								2.0 SCTi EcoBoost	149		03.10								2.0 TDCi	85		10.07								2.0 TDCi	96		04.06								2.0 TDCi	100		05.06								2.0 TDCi	103		04.06								2.0 TDCi	120		03.10								2.2 TDCi	129		04.08								2.2 TDCi	147		07.10								2.3 i 16V	118		07.07								2.5 ST	162		04.06							
1.6 EcoBoost	118		02.11		13.0470-2723.2	LD2723								+ mechanische Feststellbremse ¹⁾	24537 16,1 /Zub/S	LUC																																																																																																																																																																
1.6 TDCi	85		02.11				13.0470-2722.2	LD2722	+ elektrische Feststellbremse ²⁾	24496 17,3 /Zub/S	LUC																																																																																																																																																																					
1.8 TDCi	74		01.07																																																																																																																																																																													
1.8 TDCi	92		04.06																																																																																																																																																																													
2.0 EcoBoost	176		07.10																																																																																																																																																																													
2.0 i 16V	107		04.06																																																																																																																																																																													
2.0 SCTi EcoBoost	149		03.10																																																																																																																																																																													
2.0 TDCi	85		10.07																																																																																																																																																																													
2.0 TDCi	96		04.06																																																																																																																																																																													
2.0 TDCi	100		05.06																																																																																																																																																																													
2.0 TDCi	103		04.06																																																																																																																																																																													
2.0 TDCi	120		03.10																																																																																																																																																																													
2.2 TDCi	129		04.08																																																																																																																																																																													
2.2 TDCi	147		07.10																																																																																																																																																																													
2.3 i 16V	118		07.07																																																																																																																																																																													
2.5 ST	162		04.06																																																																																																																																																																													
FORD TRANSIT CONNECT / TOURNEO CONNECT (03-13)																																																																																																																																																																																
	<table border="1"> <tr><td>1.8 16V</td><td>85</td><td></td><td>06.02</td><td>08.13</td><td rowspan="4">13.0470-7194.2</td><td rowspan="4">LD7194</td><td rowspan="4"></td><td rowspan="4">23482 16,6 +</td><td rowspan="4">ATE</td></tr> <tr><td>1.8 Di</td><td>55</td><td></td><td>06.02</td><td>08.13</td></tr> <tr><td>1.8 TDCi</td><td>66</td><td></td><td>06.02</td><td>08.13</td></tr> <tr><td>1.8 TDCi</td><td>81</td><td></td><td>08.06</td><td>08.13</td></tr> </table>	1.8 16V	85		06.02	08.13	13.0470-7194.2	LD7194		23482 16,6 +	ATE	1.8 Di	55		06.02	08.13	1.8 TDCi	66		06.02	08.13	1.8 TDCi	81		08.06	08.13																																																																																																																																																						
1.8 16V	85		06.02	08.13	13.0470-7194.2	LD7194							23482 16,6 +	ATE																																																																																																																																																																		
1.8 Di	55		06.02	08.13																																																																																																																																																																												
1.8 TDCi	66		06.02	08.13																																																																																																																																																																												
1.8 TDCi	81		08.06	08.13																																																																																																																																																																												
FORD TRANSIT CONNECT / TOURNEO CONNECT (13-)																																																																																																																																																																																
	<table border="1"> <tr><td>1.0 EcoBoost</td><td>74</td><td></td><td>09.13</td><td>+ kurzer Radstand ³⁾</td><td rowspan="4">13.0470-7193.2</td><td rowspan="4">LD7193</td><td rowspan="4"></td><td rowspan="4">23723 18,1 +</td><td rowspan="4">ATE</td></tr> <tr><td>1.6 EcoBoost</td><td>110</td><td></td><td>09.13</td><td>+ kurzer Radstand ³⁾</td></tr> <tr><td>1.6 TDCi</td><td>55</td><td></td><td>09.13</td><td>+ kurzer Radstand ³⁾</td></tr> <tr><td>1.6 TDCi</td><td>70</td><td></td><td>09.13</td><td>+ kurzer Radstand ³⁾</td></tr> <tr><td>1.6 TDCi</td><td>85</td><td></td><td>09.13</td><td>+ kurzer Radstand ³⁾</td><td></td><td></td><td></td><td></td><td></td></tr> </table>	1.0 EcoBoost	74		09.13	+ kurzer Radstand ³⁾	13.0470-7193.2	LD7193		23723 18,1 +	ATE	1.6 EcoBoost	110		09.13	+ kurzer Radstand ³⁾	1.6 TDCi	55		09.13	+ kurzer Radstand ³⁾	1.6 TDCi	70		09.13	+ kurzer Radstand ³⁾	1.6 TDCi	85		09.13	+ kurzer Radstand ³⁾																																																																																																																																																	
1.0 EcoBoost	74		09.13	+ kurzer Radstand ³⁾	13.0470-7193.2	LD7193							23723 18,1 +	ATE																																																																																																																																																																		
1.6 EcoBoost	110		09.13	+ kurzer Radstand ³⁾																																																																																																																																																																												
1.6 TDCi	55		09.13	+ kurzer Radstand ³⁾																																																																																																																																																																												
1.6 TDCi	70		09.13	+ kurzer Radstand ³⁾																																																																																																																																																																												
1.6 TDCi	85		09.13	+ kurzer Radstand ³⁾																																																																																																																																																																												

¹⁾ + mechanical parking brake / + fr. stazionamento meccanico / + frein à main mécanique / + freno de mano mecánica

²⁾ + electric parking brake / + freno a mano elettrico / + frein à main électrique / + freno de mano eléctrico

³⁾ + short wheel base / + passo lungo / + empattement court / + distancia corta entre ejes



FORD TRANSIT CONNECT / TOURNEO CONNECT (13-)

	1.0 EcoBoost	74		09.13		13.0470-7195.2	LD7195		23482 16,6 +	ATE
	1.6 EcoBoost	110		09.13						
	1.6 TDCi	55		09.13						
	1.6 TDCi	70		09.13						
	1.6 TDCi	85		09.13						

HYUNDAI ACCENT IV (10-)

	1.4 16V	79		11.10	+ ABS	13.0470-5786.2	LD5786		24934 15,5 +/WK/Zub	AKE
	1.4 CRDi	66		11.10	+ ABS					
	1.6 16V	90		11.10	+ ABS					
	1.6 16V	91		11.10	+ ABS					
	1.6 CCVT-I	92		11.10	+ ABS					
	1.6 CRDi	94		10.11	+ ABS					
	1.6 CRDi	100		04.11	+ ABS					

HYUNDAI ELANTRA (11-)

	1.6 16V	96		06.11		13.0470-5786.2	LD5786		24934 15,5 +/WK/Zub	AKE
	1.6 16V	97		06.11						
	1.8 16V	110		06.11						
	1.8 16V Flex	118		02.11						

HYUNDAI i40 (12-)

	1.6 16V	99		03.12		13.0470-5786.2	LD5786		24934 15,5 +/WK/Zub	AKE
	1.7 CRDi	85		03.12						
	1.7 CRDi	100		03.12						
	2.0 16V	121		03.12						
	2.0 16V	130		03.12						
	2.0 CVVT	110		10.12						

HYUNDAI i40 CW Kombi (11-)

	1.6 16V	99		06.11		13.0470-5786.2	LD5786		24934 15,5 +/WK/Zub	AKE
	1.7 CRDi	85		06.11						
	1.7 CRDi	100		06.11						
	2.0 16V	130		06.11						
	2.0 CVVT	110		10.12						

HYUNDAI VELOSTER (11-)

	1.6 16V	95		10.11		13.0470-5786.2	LD5786		24934 15,5 +/WK/Zub	AKE
	1.6 GDI	103		03.11						
	1.6 T-GDI	137		10.12						






















JAGUAR X-Type (CF1) Limousine (01-09)

	2.0 D	96	J04730	07.03		13.0470-3987.2	LD3987		23279 18,4 /S	BOS
	2.0 V6	115	J04730	03.02						
	2.2 D	107	J04730	01.07						
	2.2 D	110	J04730	10.05						
	2.2 D	114	J04730	10.05						
	2.5 V6	144	J04730	06.01						
	3.0 V6	169	J04730	06.01						
	2.0 D	96	E73993	07.03		13.0470-3988.2	LD3988		23557 17,2 /S	BOS
	2.0 V6	115	E73993	03.02						
	2.2 D	107	E73993	01.07						
	2.2 D	110	E73993	10.05						
	2.2 D	114	E73993	10.05						
	2.5 V6	144	E73993	06.01						
	3.0 V6	169	E73993	06.01						
	2.0 D	96	E73994	11.09		13.0470-3831.2	LD3831		24260 17,3 /Zub/S	BOS
	2.0 V6	115	E73994	10.05						
	2.2 D	107	E73994	11.09						
	2.2 D	110	E73994	11.09						
	2.2 D	114	E73994	11.09						
	2.5 V6	144	E73994	11.09						
	3.0 V6	169	E73994	11.07						





















JAGUAR X-Type (CF1) Kombi (03-09)

	2.0 D	96	J04730	02.04		13.0470-3987.2	LD3987		23279 18,4 /S	BOS
	2.0 V6	115	J04730	11.03						
	2.2 D	107	J04730	01.07						
	2.2 D	110	J04730	10.05						
	2.2 D	114	J04730	10.05						
	2.5 V6	144	J04730	02.04						
	3.0 V6	169	J04730	02.04						
	2.0 D	96	E73993	02.04		13.0470-3988.2	LD3988		23557 17,2 /S	BOS
	2.0 V6	115	E73993	11.03						
	2.2 D	107	E73993	01.07						
	2.2 D	110	E73993	10.05						
	2.2 D	114	E73993	10.05						
	2.5 V6	144	E73993	02.04						
	3.0 V6	169	E73993	02.04						
	2.0 D	96	E73994	12.09		13.0470-3831.2	LD3831		24260 17,3 /Zub/S	BOS
	2.0 V6	115	E73994	03.09						
	2.2 D	107	E73994	12.09						
	2.2 D	110	E73994	12.09						
	2.2 D	114	E73994	12.09						
	2.5 V6	144	E73994	12.09						
	3.0 V6	169	E73994	12.09						



        												
JEEP GRAND CHEROKEE IV (WK) (10-)												
	3.0 CRD V6 4x4	140		02.11				13.0470-7282.2	LD7282		25192 21,3 +/WK	ATE
	3.0 CRD V6 4x4	177		02.11								
	3.6 V6 4x4	210		11.10								
KIA OPTIMA (12-)												
	1.7 CRDi	100		03.12		+ elektrische Feststellbremse ¹⁾		13.0470-5786.2	LD5786		24934 15,5 +/WK/Zub	AKE
	2.0 16V	125		03.12		+ elektrische Feststellbremse ¹⁾						
	2.0 16V	204		03.12		+ elektrische Feststellbremse ¹⁾						
	2.0 CVVL	121		03.12		+ elektrische Feststellbremse ¹⁾						
	2.4 16V	132		03.12		+ elektrische Feststellbremse ¹⁾						
2.4 16V	149		03.12		+ elektrische Feststellbremse ¹⁾							
KIA RIO III (UB) (11-)												
	1.1 CRDi	55		09.11				13.0470-5786.2	LD5786		24934 15,5 +/WK/Zub	AKE
	1.2 16V	51		09.11								
	1.2 CVVT	62		11.14								
	1.25 CVVT	63		09.11								
	1.25 CVVT	65		09.11								
	1.4 CRDi	66		09.11								
	1.4 CVVT	79		09.11								
	1.4 CVVT	80		09.11								
1.6 CVVT	90		06.12									
KIA SOUL (09-14)												
	1.6 CRDi 115	85		02.09	02.14	+ ABS		13.0470-5786.2	LD5786		24934 15,5 +/WK/Zub	AKE
	1.6 CRDi 128	94		02.09	02.14	+ ABS						
	1.6 CVVT	77		02.09	02.14	+ ABS						
	1.6 CVVT	93		02.09	02.14	+ ABS						
	1.6 CVVT	95		03.12	02.14	+ ABS						
	1.6 Flex	94		01.11	02.14	+ ABS						
	1.6 GDI	103		06.11	02.14	+ ABS						
KIA VENGA (10-)												
	1.4 CRDi 75	55		02.10				13.0470-2868.2	LD2868		23417 15,3 +/WK/Zub/S/LUC	
	1.4 CRDi 75	57		02.10								
	1.4 CRDi 90	66		02.10								
	1.4 CVVT	66		02.10								
	1.6 CRDi 115	85		02.10								
	1.6 CRDi 128	94		02.10								
1.6 CVVT	92		02.10									
LANCIA DELTA / Chrysler Delta (08-)												
	1.4 16V	88		08.08				13.0470-3983.2	LD3983		23708 19,4 +/WK/S	BOS
	1.4 Bifuel	88		07.11								
	1.6 D Multijet	77		04.11								
	1.6 D Multijet	88		08.08								
	1.4 16V	103		07.10				13.0470-3984.2	LD3984		23711 19,4 +/WK/S	BOS
	1.4 16V Turbo	110		08.08								
	1.4 16V	88		08.08				13.0470-3812.2	LD3812		23714 17,6 /S	BOS
	1.4 16V	103		07.10								
	1.4 16V Turbo	110		08.08								
	1.4 Bifuel	88		07.11								
	1.6 D Multijet	77		04.11								
	1.6 D Multijet	88		08.08								
	1.8 Di 16V	147		01.09								
	1.9 D Multijet	140		08.08								
2.0 D Multijet	121		08.08									
LANCIA KAPPA (95-01)												
	3.0 i.e. V6 Coupe			03.97	10.01			13.0470-4971.2	LD4971		23092 16,0 +/WK	BRE
LANCIA LYBRA (99-05)												
	1.6			10.00	10.05			13.0470-7139.2	LD7139		23140 19,4 +/WK	ATE
	1.6 i 16V			03.00	12.05							
	1.8 i 16V			04.00	12.05			13.0470-7140.2	LD7140		23289 19,3 +/WK	ATE
	1.9 JTD			04.00	12.05							
	2.0 i 20V			04.00	12.05							
	2.4 JTD			04.00	12.05							
	1.6			10.00	10.05			13.0470-2867.2	LD2867		23517 16,6 /S	LUC
	1.6 i 16V			10.99	12.05							
	1.8 i 16V			10.99	12.05							
	1.9 JTD			10.99	12.05							
	2.0 i 20V			10.99	12.05							
	2.4 JTD			10.99	12.05							
LANCIA MUSA (04-13)												
	1.3 D Multijet	51		10.04	12.13			13.0470-3827.2	LD3827		23709 19,6 +/WK/Zub/SBOS	
	1.3 D Multijet	66		09.06	12.13							
	1.3 D Multijet	70		08.09	12.13							
	1.6 D Multijet	85		07.08	12.13							
	1.6 D Multijet	88		06.08	12.13							
	1.9 D Multijet	74		10.04	12.13							

¹⁾ + electric parking brake / + freno a mano elettrico / + frein à main électrique / + freno de mano eléctrico

								
LANCIA MUSA (04-13)								
	1.6 D Multijet 1.6 D Multijet	85 88		07.08 06.08	12.13 12.13	13.0470-2879.2	LD2879	23601 13,7 /S LUC
LANCIA THESIS (02-07)								
	2.0 i 20V Turbo 2.4 i 20V 2.4 JTD 3.0 i V6 3.2 i V6			07.02 07.02 07.02 07.02 05.03	12.07 12.07 12.07 12.07 12.07	13.0470-2707.2	LD2707	elektrische Feststellbremse ¹⁾ 23760 17,7 /S LUC
LAND ROVER FREELANDER 2 (FA) (06-)								
	2.0 4x4 2.2 SD4 4x4 2.2 TD4 2.2 TD4 4x4 2.2 TD4 4x4 2.2 TD4 4x4 2.2 TD4 4x4 3.2 4x4	177 140 110 110 112 115 118 171		10.11 08.10 08.10 10.06 01.07 10.06 10.06 10.06		13.0470-7228.2	LD7228	24123 20,3 + ATE
LAND ROVER RANGE ROVER III (LM) (02-12)								
	3.0 TD 6 4x4 3.6 TD 8 4x4 4.2 4x4 4.4 4x4 4.4 4x4 4.4 4x4	130 200 291 210 220 225	5A999999 5A999999 5A999999 5A999999 5A999999 5A999999	03.02 04.06 05.05 03.02 08.04 05.05	- gepanzerte Fahrzeuge ²⁾ - gepanzerte Fahrzeuge ²⁾ - gepanzerte Fahrzeuge ²⁾ - gepanzerte Fahrzeuge ²⁾ - gepanzerte Fahrzeuge ²⁾ - gepanzerte Fahrzeuge ²⁾	13.0470-7079.2	LD7079	21487 17,3 +/WE ATE
LAND ROVER RANGE ROVER EVOQUE (SAL) (11-)								
	2.0 16V 4x4 2.2 eD4 2.2 SD4 4x4 2.2 TD4 4x4	177 110 140 110		06.11 06.11 06.11 06.11		13.0470-2722.2	LD2722	24496 17,3 /Zub/S LUC
LEXUS NX (14-)								
	200t AWD	175		07.14		13.0470-5634.2	LD5634	24452 17,5 /Zub ADV
LEXUS RX 270/350/450 (GYL_) (09-)								
	270 350 350 350 AWD 350 AWD 450h 450h AWD	138 202 206 204 206 183 183		01.09 01.09 01.09 01.09 01.09 01.09 01.09		13.0470-5634.2	LD5634	24452 17,5 /Zub ADV
	270 350 350 350 AWD 350 AWD 450h 450h AWD	138 202 206 204 206 183 183		01.09 01.09 01.09 01.09 01.09 01.09 01.09		13.0470-5635.2	LD5635	24918 15,0 AKE
MAZDA 3 (BK) (03-09)								
	1.4 i 16V 1.4 i 16V 1.6 CiTD 1.6 i 16V 2.0 i 16V 2.0 i 16V 2.0 MZR-CD 2.3 i 16V 2.3 i 16V Sport 2.3 MZR	59 62 80 77 104 110 105 118 126 115		10.03 10.03 06.04 10.03 04.04 10.03 12.06 10.03 10.03 03.04	05.09 03.06 05.09 05.09 06.06 05.09 05.09 09.04 05.09 05.09	13.0470-7193.2	LD7193	23723 18,1 + ATE
	2.3 MPS 2.3 MPS	191 196		12.06 01.07	05.09 05.09	13.0470-7204.2	LD7204	23912 18,8 + ATE
	1.4 i 16V 1.4 i 16V 1.6 CiTD 1.6 i 16V 2.0 i 16V 2.0 i 16V 2.0 MZR-CD 2.3 i 16V 2.3 i 16V Sport 2.3 MPS 2.3 MPS 2.3 MZR	59 62 80 77 104 110 105 118 126 191 196 115		10.03 10.03 06.04 10.03 04.04 10.03 12.06 10.03 10.03 12.06 01.07 03.04	05.09 03.06 05.09 05.09 06.06 05.09 05.09 09.04 05.09 05.09 05.09 05.09	13.0470-7195.2	LD7195	23482 16,6 + ATE

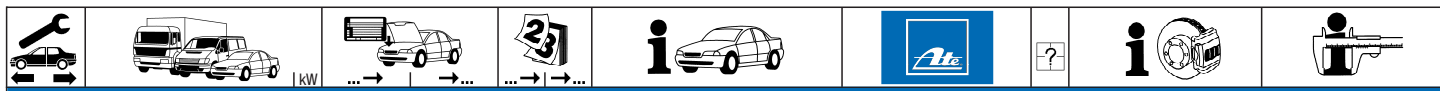
¹⁾ electric parking brake / fr.di stazionamento elettrico / frein à main électrique / freno de mano eléctrico

²⁾ - armoured vehicles / - veicoli blindati / - véhicule blindé / - vehiculo blindado



MAZDA 3 (BL) (09-13)																	
←	1.6 MZR	77		06.09	11.13	13.0470-7193.2	LD7193			23723 18,1 +	ATE						
	1.6 MZR	79		01.10	11.13												
	1.6 MZR-CD	80		06.09	11.13												
	1.6 MZR-CD	85		11.10	11.13												
	2.0 MZR	108		06.10	11.13												
	2.0 MZR	110		06.09	11.13												
	2.0 MZR DISI	111		06.09	11.13												
	2.2 MZR-CD	110		06.09	11.13												
	2.2 MZR-CD	136		06.09	11.13												
2.3 MPS Turbo	191		06.09	11.13	13.0470-7204.2	LD7204			23912 18,8 +	ATE							
→	1.6 MZR	77		06.09	11.13	13.0470-7195.2	LD7195			23482 16,6 +	ATE						
	1.6 MZR	79		01.10	11.13												
	1.6 MZR-CD	80		06.09	11.13												
	1.6 MZR-CD	85		11.10	11.13												
	2.0 MZR	108		06.10	11.13												
	2.0 MZR	110		06.09	11.13												
	2.0 MZR DISI	111		06.09	11.13												
	2.2 MZR-CD	110		06.09	11.13												
	2.2 MZR-CD	136		06.09	11.13												
2.3 MPS Turbo	191		06.09	11.13													
MAZDA 5 (CR) (05-10)																	
←	1.8 16V	85		03.05	05.10	13.0470-7193.2	LD7193			23723 18,1 +	ATE						
	2.0 16V	107		03.05	05.10												
	2.0 CiTD	81		03.05	05.10												
	2.0 CiTD	105		06.05	05.10												
→	1.8 16V	85		03.05	05.10	13.0470-7195.2	LD7195			23482 16,6 +	ATE						
	2.0 16V	107		03.05	05.10												
	2.0 CiTD	81		03.05	05.10												
	2.0 CiTD	105		06.05	05.10												
MAZDA 5 (CW) (10-)																	
←	1.6 CD	85		09.10		13.0470-7193.2	LD7193			23723 18,1 +	ATE						
	1.8 16V	85		09.10													
	2.0 16V	106		01.11													
	2.0 16V	108		01.11													
	2.0 16V	110		09.10													
	2.0 i	111		08.14													
→	1.6 CD	85		09.10		13.0470-7195.2	LD7195			23482 16,6 +	ATE						
	1.8 16V	85		09.10													
	2.0 16V	106		01.11													
	2.0 16V	108		01.11													
	2.0 16V	110		09.10													
	2.0 i	111		08.14													
MAZDA PREMACY (CR) (05-10)																	
←	1.8 i 16V	85		03.05	05.10 + ⊕	13.0470-7193.2	LD7193			23723 18,1 +	ATE						
	2.0 CiTD	81		03.05	05.10 + ⊕												
	2.0 CiTD	105		06.05	05.10 + ⊕												
	2.0 CiTD	107		03.05	05.10 + ⊕												
	2.0 i 16V	107		03.05	05.10 + ⊕												
→	1.8 i 16V	85		03.05	05.10 + ⊕	13.0470-7195.2	LD7195			23482 16,6 +	ATE						
	2.0 CiTD	81		03.05	05.10 + ⊕												
	2.0 CiTD	105		06.05	05.10 + ⊕												
	2.0 CiTD	107		03.05	05.10 + ⊕												
	2.0 i 16V	107		03.05	05.10 + ⊕												
MERCEDES BENZ A-Klasse (W168) (97-04)																	
←	A 140	60		09.97	08.04 + kurzer Radstand ¹⁾	13.0470-2833.2	LD2833			23070 17,0 /WE/Zub/S	LUC						
	A 160 CDI	44		08.98	01.01												
	A 160 CDI	55		02.01	08.04												
	A 140	60		09.97	08.04 - kurzer Radstand ²⁾												
	A 160	75		09.97	08.04 - (BR)												
→	A 170 CDI	66		03.98	01.01	13.0470-2776.2	LD2776			23070 17,0 /WE/Zub/S	LUC						
	A 170 CDI	70		02.01	08.04												
	A 190	92		05.99	08.04 - (BR)												
	A 160	75		09.97	08.04 + langer Radstand ³⁾												
	A 170 CDI	70		02.01	08.04 + langer Radstand ³⁾												
→	A 190	92		05.99	08.04 - (BR)	13.0470-2855.2	LD2855			23138 14,6 /S	LUC						
	A 210 Evolution	103		03.02	08.04												
MERCEDES BENZ A-Klasse (W169) (04-12)																	
←	A 150 / A 160	70		08.04	05.12	13.0470-2885.2	LD2885			24077 19,1 /WE/Zub/S	LUC						
	A 160 CDI	60	J 215300	08.04	08.04 - erhöhte Zuladung ⁴⁾												
	A 160 CDI	60		08.04	05.12 + erhöhte Zuladung ⁵⁾												
	A 160 CDI	60	J 215301	05.12	05.12 - erhöhte Zuladung ⁴⁾												
	A 170	85		08.04	05.12												
	A 180	85		04.09	05.12												
	A 180 CDI	80		08.04	05.12												
	A 200	100		08.04	05.12												
	A 200 CDI			08.04	05.12							13.0470-2708.2	LD2708			23881 20,0 /WE/Zub/S	LUC
	A 200 Turbo	142		03.05	05.12												
E-Cell	50		12.10	05.12													

¹⁾ + short wheel base / + passo lungo / + empattement court / + distancia corta entre ejes
²⁾ - short wheel base / - passo corto / - empattement court / - distancia corta entre ejes
³⁾ + long wheel base / + passo lungo / + empattement long / + distancia larga entre ejes
⁴⁾ - increased payload / - carico utile maggiorato / - charge utile augmentée / - incremento de carga
⁵⁾ + increased payload / + carico utile maggiorato / + charge utile augmentée / + incremento de carga



MERCEDES BENZ A-Klasse (W169) (04-12)

	E-Cell	50		12.10	05.12	13.0470-2855.2	LD2855		23138 14,6 /S	LUC
	A 150 / A 160	70		08.04	05.12	13.0470-2712.2	LD2712		23138 14,6 /Zub/S	LUC
	A 160 CDI	60		08.04	05.12					
	A 170	85		08.04	05.12					
	A 180	85		04.09	05.12					
	A 180 CDI	80		08.04	05.12					
	A 200	100		08.04	05.12					
	A 200 CDI	100		08.04	05.12					
A 200 Turbo	142		03.05	05.12						

MERCEDES BENZ B-Klasse (W245) (05-11)

	B 150 / B 160	70		03.05	04.11	13.0470-2711.2	LD2711		24077 19,1 /WE/Zub/S	LUC
	B 160 BlueEfficiency			04.09	04.11					
	B 170 / B 180	85		03.05	04.11					
	B 180 BlueEfficiency			04.09	04.11					
	B 170 NGT	85		04.08	04.09	13.0470-2708.2	LD2708		23881 20,0 /WE/Zub/S	LUC
	B 180 CDI	80		03.05	04.11					
	B 180 NGT	85		04.09	04.11					
	B 200	100		03.05	04.11					
	B 200 CDI	103		03.05	04.11					
	B 200 Turbo	142		03.05	04.11					
	B 150 / B 160	70		03.05	04.11	13.0470-2712.2	LD2712		23138 14,6 /Zub/S	LUC
	B 160 BlueEfficiency			04.09	04.11					
	B 170 / B 180	85		03.05	04.11					
	B 170 NGT	85		04.08	04.09					
	B 180 BlueEfficiency			04.09	04.11					
B 180 CDI	80		03.05	04.11						
B 180 NGT	85		04.09	04.11						
B 200	100		03.05	04.11						
B 200 CDI	103		03.05	04.11						
B 200 Turbo	142		03.05	04.11						

MERCEDES BENZ CITAN (W415) (12-)

	108 CDI	55		09.12		13.0470-2709.2	LD2709	+ 14" Rad ¹⁾	23973 17,4 /Zub/S	LUC
	108 CDI BE	55		09.12						
	109 CDI	66		09.12						
	109 CDI BE	66		09.12						
	111 CDI	81		06.13						
	111 CDI BE	81		06.13						
	112 BE	84		06.13						

MERCEDES BENZ C-Klasse (W202) Limousine (93-00)

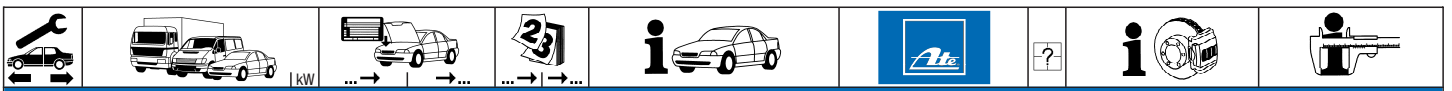
	C 180			03.93	05.00	13.0470-2975.2	LD2975		21439 20,3 /WE/S	LUC
	C 200			01.94	05.00					
	C 200 CDI			03.98	05.00					
	C 200 D			03.93	05.00					
	C 220			03.93	08.96					
	C 220 CDI			09.97	05.00					
	C 220 D			06.93	05.00					
	C 230			07.96	06.97					
	C 250 D			06.93	08.95					
	C 280		A344660 / F331440	06.93						
	C 200 Kompressor			10.95	05.00	13.0470-7086.2	LD7086		21664 19,8 +/-WE	ATE
	C 230 Kompressor			09.95	05.00					
	C 240			06.97	05.00					
	C 250 TD			09.95	05.00					
C 280	142	A344661 / F331441	05.97							
	C 200 Kompressor		A487047 / F576240	10.95		13.0470-3805.2	LD3805		21197 15,0 /WE	ATE
	C 230 Kompressor		A487047 / F576240	09.95						
	C 240		A487047 / F576240	06.97						
	C 250 TD		A487047 / F576240	09.95						
	C 280	142	A344661 / F331441	05.97	- ASR/ - ETS					
	C 280	145	A487047 / F576240	06.97						
	C 36 AMG		A344660 / F331440	05.94						
	C 200 Kompressor		A487048 / F576241	05.00		13.0470-4064.2	LD4064		21919 15,3 /Zub	ATE
	C 230 Kompressor		A487048 / F576241	05.00						
	C 240		A487048 / F576241	05.00						
	C 250 TD		A487048 / F576241	05.00						
C 280	145	A487048 / F576241	05.00							
C 36 AMG		A344661 / F331441	08.97		13.0470-4047.2	LD4047		21305 15,7 /WE	ATE	
C 43 AMG			09.97	05.00						

MERCEDES BENZ C-Klasse (S202) Kombi (96-01)

	C 180			06.96	04.01	13.0470-2975.2	LD2975		21439 20,3 /WE/S	LUC
	C 200			06.96	04.01					
	C 200 CDI			03.98	04.01					
	C 200 D			07.96	04.01					
	C 220 CDI			09.97	04.01					
	C 220 D			06.96	04.01					
	C 230			06.96	06.97					
	C 200 Kompressor			11.96	04.01	13.0470-7086.2	LD7086		21664 19,8 +/-WE	ATE
	C 230 Kompressor			06.97	04.01					
	C 240			06.97	04.01					
	C 250 TD			06.96	04.01					
C 280			06.97	04.01						

¹⁾ + 14" wheel / + ruota 14" / + roue 14" / + rueda 14"





MERCEDES BENZ C-Klasse (S202) Kombi (96-01)

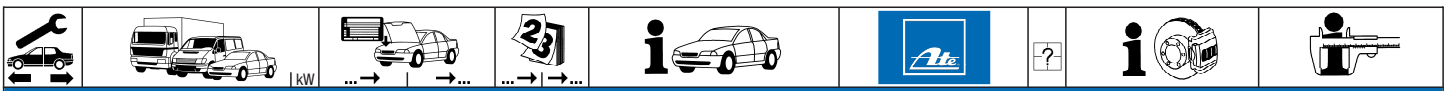
	C 180		F576240	06.96		13.0470-3805.2	LD3805		21197 15,0 /WE	ATE
	C 200		F576240	06.96						
	C 200 CDI		F576240	03.98						
	C 200 D		F576240	07.96						
	C 200 Kompressor		F576240	11.96						
	C 220 CDI		F576240	09.97						
	C 220 D		F576240	06.96						
	C 230		F576240	06.96						
	C 250 TD		F576240	06.96						
	C 43 AMG			09.97	04.01		13.0470-4047.2	LD4047		21305 15,7 /WE

MERCEDES BENZ C-Klasse (W203) Limousine (00-07)

	C 180			04.00	04.07		13.0470-2726.2	LD2726		23144 19,8 +/WE/Zub/S LUC	
	C 180 Kompressor			05.02	04.07	- Sportpaket / - Sportpaket AMG ¹⁾					
	C 200 CDI			04.00	04.07	- Sportpaket / - Sportpaket AMG ¹⁾					
	C 200 CDI	90		04.03	04.07	- Sportpaket / - Sportpaket AMG ¹⁾					
	C 200 CGI Kompressor			07.03	04.07	- Sportpaket / - Sportpaket AMG ¹⁾					
	C 200 Kompressor			04.00	04.07	- Sportpaket / - Sportpaket AMG ¹⁾					
	C 200 Kompressor	120		05.00	05.02						
	C 220 CDI			04.00	04.07	- Sportpaket / - Sportpaket AMG ¹⁾					
	C 220 CDI	110		02.04	04.07	- Sportpaket / - Sportpaket AMG ¹⁾					
	C 180 Kompressor		A 660226 / F 565688	05.02	04.07	+ Sportpaket / + Sportpaket AMG ²⁾	13.0470-4990.2	LD4990		23745 17,4 +/WE(1,8/7 BRE	
C 200 CDI	90	A 660226 / F 565688	04.00	04.07	+ Sportpaket / + Sportpaket AMG ²⁾						
C 200 CDI		A 660226 / F 565688	04.03	04.07	+ Sportpaket / + Sportpaket AMG ²⁾						
C 200 CGI Kompressor		A 660226 / F 565688	07.03	04.07	+ Sportpaket / + Sportpaket AMG ²⁾						
C 200 Kompressor		A 660226 / F 565688	04.00	04.07	+ Sportpaket / + Sportpaket AMG ²⁾						
C 220 CDI		A 660226 / F 565688	04.00	04.07	+ Sportpaket / + Sportpaket AMG ²⁾						
C 220 CDI	110	A 660226 / F 565688	02.04	04.07	+ Sportpaket / + Sportpaket AMG ²⁾						
C 230 Kompressor		A 660226 / F 565688	02.04	04.07	+ Sportpaket / + Sportpaket AMG ²⁾						
C 240		A 660226 / F 565688	04.00	04.07	+ Sportpaket / + Sportpaket AMG ²⁾						
C 270 CDI		A 660226 / F 565688	08.00	04.07	+ Sportpaket / + Sportpaket AMG ²⁾						
C 320		A 660226 / F 565688	04.00	04.07	+ Sportpaket / + Sportpaket AMG ²⁾						
C 180 Kompressor	90	A 660227 / F 565689		04.07	+ Sportpaket / + Sportpaket AMG ²⁾	13.0470-4994.2	LD4994		23945 16,5 /WE	BRE	
C 200 CDI		A 660227 / F 565689		04.07	+ Sportpaket / + Sportpaket AMG ²⁾						
C 200 CGI Kompressor		A 660227 / F 565689		04.07	+ Sportpaket / + Sportpaket AMG ²⁾						
C 200 Kompressor		A 660227 / F 565689		04.07	+ Sportpaket / + Sportpaket AMG ²⁾						
C 220 CDI	110	A 660227 / F 565689		04.07	+ Sportpaket / + Sportpaket AMG ²⁾						
C 230			06.05	04.07	+ Sportpaket / + Sportpaket AMG ²⁾						
C 230 Kompressor		A 660227 / F 565689		04.07	+ Sportpaket / + Sportpaket AMG ²⁾						
C 240		A 660227 / F 565689		04.07	+ Sportpaket / + Sportpaket AMG ²⁾						
C 270 CDI		A 660227 / F 565689		04.07	+ Sportpaket / + Sportpaket AMG ²⁾						
C 280			06.05	04.07	+ Sportpaket / + Sportpaket AMG ²⁾						
C 280 4-matic			06.05	04.07	+ Sportpaket / + Sportpaket AMG ²⁾						
C 320		A 660227 / F 565689		04.07	+ Sportpaket / + Sportpaket AMG ²⁾						
C 320 CDI			02.05	04.07	- Sportpaket / - Sportpaket AMG ¹⁾						
C 350			06.05	04.07	- Sportpaket / - Sportpaket AMG ¹⁾						
C 230			06.05	04.07	- Sportpaket / - Sportpaket AMG ¹⁾	13.0470-2727.2	LD2727		23144 19,8 +/WE/Zub/S LUC		
C 230 Kompressor			02.04	04.07	- Sportpaket / - Sportpaket AMG ¹⁾						
C 240			04.00	04.07	- Sportpaket / - Sportpaket AMG ¹⁾						
C 240 4-matic			07.02	04.07							
C 270 CDI			08.00	04.07	- Sportpaket / - Sportpaket AMG ¹⁾						
C 280			06.05	04.07	- Sportpaket / - Sportpaket AMG ¹⁾						
C 280 4-matic			06.05	04.07	- Sportpaket / - Sportpaket AMG ¹⁾						
C 320			04.00	04.07	- Sportpaket / - Sportpaket AMG ¹⁾						
C 320 4-matic			07.02	04.07							
C 30 CDI AMG			01.03	04.07		13.0470-4990.2	LD4990		23745 17,4 +/WE(1,8/7 BRE		
C 320 CDI			02.05	04.07	+ Sportpaket / + Sportpaket AMG ²⁾						
C 350			06.05	04.07	+ Sportpaket / + Sportpaket AMG ²⁾						
C 350 4-matic			06.05	04.07							
	C 180			04.00	04.07		13.0470-4064.2	LD4064		21919 15,3 /Zub	ATE
	C 180 Kompressor			05.02	04.07	- Sportpaket / - Sportpaket AMG ¹⁾					
	C 200 CDI			04.00	04.07	- Sportpaket / - Sportpaket AMG ¹⁾					
	C 200 CDI	90		04.03	04.07	- Sportpaket / - Sportpaket AMG ¹⁾					
	C 200 CGI Kompressor			07.03	04.07	- Sportpaket / - Sportpaket AMG ¹⁾					
	C 200 Kompressor			04.00	04.07	- Sportpaket / - Sportpaket AMG ¹⁾					
	C 200 Kompressor	120		05.00	05.02						
	C 220 CDI			04.00	04.07	- Sportpaket / - Sportpaket AMG ¹⁾					
	C 220 CDI	110		02.04	04.07	- Sportpaket / - Sportpaket AMG ¹⁾					
	C 180 Kompressor			05.02	04.07	+ Sportpaket / + Sportpaket AMG ²⁾	13.0470-4065.2	LD4065		21899 15,3 /WE/Zub	ATE
C 200 CDI	90		04.00	04.07	+ Sportpaket / + Sportpaket AMG ²⁾						
C 200 CDI			04.03	04.07	+ Sportpaket / + Sportpaket AMG ²⁾						
C 200 CGI Kompressor			07.03	04.07	+ Sportpaket / + Sportpaket AMG ²⁾						
C 200 Kompressor			04.00	04.07	+ Sportpaket / + Sportpaket AMG ²⁾						
C 220 CDI			04.00	04.07	+ Sportpaket / + Sportpaket AMG ²⁾						

¹⁾ - sport package/- sport package AMG / - pacchetto sportivo/- pacchetto sport.AMG / - version sport/- version sport AMG / - kit deportivo/- kit deportivo AMG
²⁾ + sports package/+ sports package AMG / + pacchetto sportivo/+ pacchetto sport.AMG / + version sport/+ version sport AMG / + kit deportivo/+ kit deportivo AMG





MERCEDES BENZ C-Klasse (W203) Limousine (00-07)

	C 220 CDI	110		02.04	04.07	+ Sportpaket / + Sportpaket AMG ¹⁾	13.0470-4065.2	LD4065		21899 15,3 /WE/Zub	ATE
	C 230			06.05	04.07						
	C 230 Kompressor			02.04	04.07						
	C 240			04.00	04.07						
	C 240 4-matic			07.02	04.07						
	C 270 CDI			08.00	04.07						
	C 280			06.05	04.07						
	C 280 4-matic			06.05	04.07						
	C 320			04.00	04.07						
	C 320 4-matic			07.02	04.07						
	C 320 CDI			02.05	04.07						
	C 350			06.05	04.07						
	C 350 4-matic			06.05	04.07						
	C 30 CDI AMG			01.03	04.07						
	C 32 AMG Kompressor			03.01	04.07						
	C 55 AMG			02.04	04.07						

MERCEDES BENZ C-Klasse (S203) Kombi (01-07)

	C 180			03.01	09.07		13.0470-2726.2	LD2726		23144 19,8 +/WE/Zub/S LUC	
	C 180 Kompressor			05.02	09.07	- Sportpaket / - Sportpaket AMG ²⁾					
	C 200 CDI			03.01	09.07	- Sportpaket / - Sportpaket AMG ²⁾					
	C 200 CDI	90		04.03	09.07	- Sportpaket / - Sportpaket AMG ²⁾					
	C 200 CGI Kompressor			07.03	09.07	- Sportpaket / - Sportpaket AMG ²⁾					
	C 200 Kompressor			05.02	09.07	- Sportpaket / - Sportpaket AMG ²⁾					
	C 200 Kompressor	120		03.01	04.02						
	C 220 CDI			03.01	09.07	- Sportpaket / - Sportpaket AMG ²⁾					
	C 220 CDI	110		02.04	09.07	- Sportpaket / - Sportpaket AMG ²⁾					
	C 180 Kompressor		A 660226 / F 565688	05.02		+ Sportpaket / + Sportpaket AMG ¹⁾					
	C 200 CDI			03.01	09.07	+ Sportpaket / + Sportpaket AMG ¹⁾					
	C 200 CDI	90	A 660226 / F 565688	04.03		+ Sportpaket / + Sportpaket AMG ¹⁾					
	C 200 CGI Kompressor		A 660226 / F 565688	07.03		+ Sportpaket / + Sportpaket AMG ¹⁾					
	C 200 Kompressor		A 660226 / F 565688	05.02		+ Sportpaket / + Sportpaket AMG ¹⁾					
	C 220 CDI			03.01	09.07	+ Sportpaket / + Sportpaket AMG ¹⁾					
	C 220 CDI	110	A 660226 / F 565688	02.04		+ Sportpaket / + Sportpaket AMG ¹⁾					
C 240		A 660226 / F 565688	03.01		+ Sportpaket / + Sportpaket AMG ¹⁾						
C 270 CDI		A 660226 / F 565688	03.01		+ Sportpaket / + Sportpaket AMG ¹⁾						
C 320		A 660226 / F 565688	03.01		+ Sportpaket / + Sportpaket AMG ¹⁾						
C 30 CDI AMG			01.03	09.07							
C 320 CDI			02.05	09.07	+ Sportpaket / + Sportpaket AMG ¹⁾						
C 350			06.05	09.07	+ Sportpaket / + Sportpaket AMG ¹⁾						
C 350 4-matic			06.05	09.07							
C 180 Kompressor		A 660227 / F 565689		09.07	+ Sportpaket / + Sportpaket AMG ¹⁾						
C 200 CDI	90	A 660227 / F 565689		09.07	+ Sportpaket / + Sportpaket AMG ¹⁾						
C 200 CGI Kompressor		A 660227 / F 565689		09.07	+ Sportpaket / + Sportpaket AMG ¹⁾						
C 200 Kompressor		A 660227 / F 565689		09.07	+ Sportpaket / + Sportpaket AMG ¹⁾						
C 220 CDI	110	A 660227 / F 565689		09.07	+ Sportpaket / + Sportpaket AMG ¹⁾						
C 230			06.05	09.07	+ Sportpaket / + Sportpaket AMG ¹⁾						
C 230 Kompressor			02.04	09.07	+ Sportpaket / + Sportpaket AMG ¹⁾						
C 240		A 660227 / F 565689		09.07	+ Sportpaket / + Sportpaket AMG ¹⁾						
C 270 CDI		A 660227 / F 565689		09.07	+ Sportpaket / + Sportpaket AMG ¹⁾						
C 280			06.05	09.07	+ Sportpaket / + Sportpaket AMG ¹⁾						
C 280 4-matic			06.05	09.07	+ Sportpaket / + Sportpaket AMG ¹⁾						
C 320		A 660227 / F 565689		09.07	+ Sportpaket / + Sportpaket AMG ¹⁾						
C 320 CDI			02.05	09.07	- Sportpaket / - Sportpaket AMG ²⁾						
C 350			06.05	09.07	- Sportpaket / - Sportpaket AMG ²⁾						
C 230			06.05	09.07	- Sportpaket / - Sportpaket AMG ²⁾						
C 230 Kompressor			02.04	09.07	- Sportpaket / - Sportpaket AMG ²⁾						
C 240			03.01	09.07	- Sportpaket / - Sportpaket AMG ²⁾						
C 240 4-matic			07.02	09.07	- Sportpaket / - Sportpaket AMG ²⁾						
C 270 CDI			03.01	09.07	- Sportpaket / - Sportpaket AMG ²⁾						
C 280			06.05	09.07	- Sportpaket / - Sportpaket AMG ²⁾						
C 280 4-matic			06.05	09.07	- Sportpaket / - Sportpaket AMG ²⁾						
C 320			03.01	09.07	- Sportpaket / - Sportpaket AMG ²⁾						
C 320 4-matic			07.02	09.07							
	C 180			03.01	09.07		13.0470-4065.2	LD4065		21899 15,3 /WE/Zub	ATE
	C 180 Kompressor			05.02	09.07						
	C 200 CDI			03.01	09.07						
	C 200 CDI	90		04.03	09.07						
	C 200 CGI Kompressor			07.03	09.07						
	C 200 Kompressor			05.02	09.07						
	C 200 Kompressor	120		03.01	04.02						
	C 220 CDI			03.01	09.07						
	C 220 CDI	110		02.04	09.07						
	C 230			06.05	09.07						
	C 230 Kompressor			02.04	09.07						
	C 240		A 660227 / F 565689		03.01	09.07					
	C 240 4-matic				07.02	09.07					
	C 270 CDI				03.01	09.07					
	C 280				06.05	09.07					
	C 280 4-matic				06.05	09.07					
C 320		A 660227 / F 565689		03.01	09.07						
C 320 4-matic				07.02	09.07						
C 350				06.05	09.07						
C 350 4-matic				06.05	09.07						
C 30 CDI AMG				01.03	09.07						

¹⁾ + sports package/+ sports package AMG / + pacchetto sportivo/+ pacchetto sport.AMG / + version sport/+ version sport AMG / + kit deportivo/+ kit deportivo AMG
²⁾ - sport package/- sport package AMG / - pacchetto sportivo/- pacchetto sport.AMG / - version sport/- version sport AMG / - kit deportivo/- kit deportivo AMG







MERCEDES BENZ C-Klasse (S203) Kombi (01-07)

	C 32 Kompressor AMG C 350 4-matic C 55 AMG		03.01 06.05 02.04	09.07 09.07 09.07	- Sportpaket / - Sportpaket AMG ¹⁾	13.0470-4047.2	LD4047		21305 15,7 /WE	ATE
--	--	--	-------------------------	-------------------------	---	----------------	--------	--	----------------	-----


MERCEDES BENZ C-Klasse (CL203) Sportcoupe (01-08)

	C 160 Kompressor C 180 C 180 Kompressor C 200 CDI C 200 CGI Kompressor C 200 Kompressor C 220 CDI		04.05 03.01 05.02 07.03 07.03 03.01 03.01	05.08 05.08 05.08 05.08 05.08 05.08 05.08		13.0470-2726.2	LD2726		23144 19,8 +/WE/Zub/S	LUC
	C 230 Kompressor		03.01	05.08		13.0470-2727.2 13.0470-2726.2	LD2727 LD2726	+ AUS J USA	23144 19,8 +/WE/Zub/S	LUC
	C 230 C 320 C 350		06.05 09.02 06.05	05.08 05.08 05.08		13.0470-2727.2	LD2727		23144 19,8 +/WE/Zub/S	LUC
	C 30 CDI AMG		09.02	05.08		13.0470-4994.2	LD4994		23945 16,5 /WE	BRE
	C 30 CDI AMG		09.02	05.08		13.0470-4990.2	LD4990		23745 17,4 +/WE(1,8/7)	BRE
	C 160 Kompressor C 180 C 180 Kompressor C 200 CDI C 200 CGI Kompressor C 200 Kompressor C 220 CDI		04.05 03.01 05.02 07.03 07.03 03.01 03.01	05.08 05.08 05.08 05.08 05.08 05.08 05.08		13.0470-4064.2	LD4064		21919 15,3 /Zub	ATE
	C 230 Kompressor		03.01	05.08		13.0470-4065.2 13.0470-4064.2	LD4065 LD4064	+ AUS J USA	21899 15,3 /WE/Zub 21919 15,3 /Zub	ATE ATE
	C 230 C 30 CDI AMG C 320 C 350 C 30 CDI AMG	A 556572	06.05 09.02 09.02 06.05 05.08	05.08 05.08 05.08 05.08 05.08		13.0470-4065.2	LD4065		21899 15,3 /WE/Zub	ATE
	C 30 CDI AMG	A 556573		05.08		13.0470-4047.2	LD4047		21305 15,7 /WE	ATE

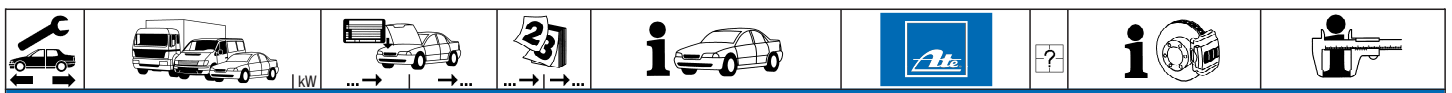
MERCEDES BENZ C-Klasse (CLC203) Coupe (08-10)

	CLC 160 CLC 180 Kompressor CLC 200 CDI CLC 220 CDI		01.09 05.08 05.08 05.08	10.10 10.10 10.10 10.10		13.0470-2726.2	LD2726		23144 19,8 +/WE/Zub/S	LUC
	CLC 200 Kompressor CLC 230 CLC 350		05.08 05.08 05.08	10.10 10.10 10.10		13.0470-2727.2 13.0470-4994.2	LD2727 LD4994		23144 19,8 +/WE/Zub/S 23945 16,5 /WE	LUC BRE
	CLC 160 CLC 180 Kompressor CLC 200 CDI CLC 220 CDI		01.09 05.08 05.08 05.08	10.10 10.10 10.10 10.10		13.0470-4064.2	LD4064		21919 15,3 /Zub	ATE
	CLC 200 Kompressor CLC 230 CLC 350		05.08 05.08 05.08	10.10 10.10 10.10		13.0470-4065.2	LD4065		21899 15,3 /WE/Zub	ATE

MERCEDES BENZ C-Klasse (W204) Limousine (07-14)

	C 180 CDI 88 C 180 CGI 115 C 180 Kompressor 115 C 180 Kompressor 115 C 200 CDI 100 C 200 CDI 100		01.11 04.09 03.07 01.08 01.11 03.07	01.14 01.14 01.14 01.14 01.14 01.14	- Sportpaket / - Sportpaket AMG ¹⁾ - Sportpaket / - Sportpaket AMG ¹⁾ - Sportpaket / - Sportpaket AMG ¹⁾ - Sportpaket / - Sportpaket AMG ¹⁾ - Sportpaket / - Sportpaket AMG ¹⁾ - Sportpaket / - Sportpaket AMG ¹⁾	13.0470-2733.2	LD2733		24306 20,3 /WE/Zub/S	LUC
	C 180 CDI 88 C 180 CGI 115 C 180 Kompressor 115 C 180 Kompressor 115 C 200 137 C 200 CDI 100 C 200 CDI 100 C 200 CGI 135 C 200 Kompressor 135 C 220 CDI 120 C 220 CDI 125 C 220 CDI 125 C 220 CDI 4-matic 125 C 230 150 C 230 4-matic 150 C 250 CDI 150 C 250 CDI 4-matic 150 C 250 CGI 150 C 280 170 C 280 4-matic 170 C 300 170 C 300 4-matic 170		01.11 04.09 01.08 03.07 05.11 03.07 01.11 04.09 03.07 03.07 03.07 03.07 12.08 02.13 03.07 07.07 08.08 01.11 04.09 03.07 07.07 07.09 04.09 01.11	01.14 01.14	+ Sportpaket / + Sportpaket AMG ²⁾ + Sportpaket / + Sportpaket AMG ²⁾ + Sportpaket / + Sportpaket AMG ²⁾ + Sportpaket / + Sportpaket AMG ²⁾ + Sportpaket / + Sportpaket AMG ²⁾ + Sportpaket / + Sportpaket AMG ²⁾ + Sportpaket / + Sportpaket AMG ²⁾ + Sportpaket / + Sportpaket AMG ²⁾ + Sportpaket / + Sportpaket AMG ²⁾ + Sportpaket / + Sportpaket AMG ²⁾ + Sportpaket / + Sportpaket AMG ²⁾ - Sportpaket / - Sportpaket AMG ¹⁾ - Sportpaket / - Sportpaket AMG ¹⁾ - Sportpaket / - Sportpaket AMG ¹⁾ - Sportpaket / - Sportpaket AMG ¹⁾ - Sportpaket / - Sportpaket AMG ¹⁾ - Sportpaket / - Sportpaket AMG ¹⁾ - Sportpaket / - Sportpaket AMG ¹⁾ - Sportpaket / - Sportpaket AMG ¹⁾ + Sportpaket / + Sportpaket AMG ²⁾ + Sportpaket / + Sportpaket AMG ²⁾ + Sportpaket / + Sportpaket AMG ²⁾ + Sportpaket / + Sportpaket AMG ²⁾ + Sportpaket / + Sportpaket AMG ²⁾ + Sportpaket / + Sportpaket AMG ²⁾	13.0470-2732.2 13.0470-2734.2	LD2732 LD2734		24306 20,3 /WE/Zub/S 24310 19,0 + /WE/S	LUC LUC

¹⁾ - sport package/- sport package AMG / - pacchetto sportivo/- pacchetto sport.AMG / - version sport/- version sport AMG / - kit deportivo/- kit deportivo AMG
²⁾ + sports package/+ sports package AMG / + pacchetto sportivo/+ pacchetto sport.AMG / + version sport/+ version sport AMG / + kit deportivo/+ kit deportivo AMG



MERCEDES BENZ C-Klasse (W204) Limousine (07-14)

	C 300 CGI	185		02.11	01.14	13.0470-2734.2	LD2734			24310 19,0 + /WE/S	LUC							
	C 300 CGI 4-matic	185		02.11	01.14													
	C 320 CDI	165		03.07	01.14													
	C 320 CDI 4-matic	165		07.07	01.14													
	C 350	200		03.07	01.14													
	C 350	225		01.11	01.14													
	C 350 4-matic	200		07.07	01.14													
	C 350 4-matic	225		01.11	01.14													
	C 350 CDI	165		04.09	01.14													
	C 350 CDI	170		10.09	01.14													
	C 350 CDI	195		06.11	01.14													
	C 350 CDI 4-matic	165		07.09	01.14													
	C 350 CDI 4-matic	170		10.09	01.14													
C 350 CGI	215		09.08	01.14														
	C 180 CDI	88		01.11	01.14	13.0470-7244.2	LD7244			24253 17,8 +/WE	ATE							
	C 180 CGI	115		04.09	01.14													
	C 180 Kompressor	115		03.07	01.14													
	C 180 Kompressor	115		01.08	01.14													
	C 200	137		05.11	01.14													
	C 200 CDI	100		01.11	01.14													
	C 200 CDI	100		03.07	01.14													
	C 200 CGI	135		04.09	01.14													
	C 200 Kompressor	135		03.07	01.14													
	C 220 CDI	120		03.07	01.14													
	C 220 CDI	125		12.08	01.14													
	C 220 CDI	125		03.07	01.14													
	C 220 CDI 4-matic	125		02.13	01.14													
	C 230	150		03.07	01.14													
	C 230 4-matic	150		07.07	01.14													
	C 250 CDI 4-matic	150		01.11	01.14													
	C 250 CGI	150		04.09	01.14													
	C 280	170		03.07	01.14													
	C 280 4-matic	170		07.07	01.14													
	C 300	170		07.09	01.14													
	C 300 4-matic	170		04.09	01.14													
	C 300 CGI	185		02.11	01.14													
	C 300 CGI 4-matic	185		02.11	01.14													
	C 350	225		01.11	01.14													
	C 350 4-matic	200		07.07	01.14													
	C 350 4-matic	225		01.11	01.14													
	C 250 CDI	150		08.08	01.14							13.0470-7257.2	LD7257			+ GG-Sättel ¹⁾	24253 18,0 +/WE	ATE
	C 300 CDI 4-matic	170		01.11	01.14													
	C 320 CDI	165		03.07	01.14													
	C 320 CDI 4-matic	165		07.07	01.14													
	C 350	200		03.07	01.14													
	C 350 4-matic	200		07.07	01.14													
	C 350 CDI	165		04.09	01.14													
C 350 CDI	170		10.09	01.14														
C 350 CDI	195		06.11	01.14														
C 350 CDI 4-matic	165		07.09	01.14														
C 350 CDI 4-matic	170		10.09	01.14														
C 350 CGI	215		09.08	01.14														
C 300 CDI 4-matic	170		01.11	01.14	13.0470-7244.2	LD7244			+ ALU-Sättel ²⁾	24253 17,8 +/WE	ATE							
C 320 CDI	165		03.07	01.14														
C 350	200		03.07	01.14														
C 350 4-matic	200		07.07	01.14														
C 350 CDI	165		04.09	01.14														
C 350 CDI	170		10.09	01.14														
C 350 CDI	195		06.11	01.14														
C 350 CDI 4-matic	165		07.09	01.14														
C 350 CDI 4-matic	170		10.09	01.14														
C 350 CGI	215		09.08	01.14														

MERCEDES BENZ C-Klasse (S204) Kombi (07-14)

	C 180 CDI BE	88		01.11	08.14	13.0470-2733.2	LD2733			24306 20,3 /WE/Zub/S	LUC						
	C 180 CGI	115		04.09	08.14												
	C 180 Kompressor	115		09.07	08.14												
	C 180 Kompressor	115		01.08	08.14												
	C 200 CDI	100		08.10	08.14												
	C 200 CDI	100		09.07	08.14												
	C 180 CDI BE	88		01.11	08.14							13.0470-2732.2	LD2732			24306 20,3 /WE/Zub/S	LUC
	C 180 CGI	115		04.09	08.14												
	C 180 Kompressor	115		01.08	08.14												
	C 180 Kompressor	115		09.07	08.14												
C 200 CDI	100		08.10	08.14													
C 200 CDI	100		09.07	08.14													
C 200 CGI	135		04.09	08.14													
C 200 Kompressor	135		09.07	08.14													
C 220 CDI	120		01.07	08.14													
C 220 CDI	125		09.07	08.14													
C 220 CDI	125		12.08	08.14													
C 220 CDI 4-matic	125		02.13	08.14													
C 230	150		09.07	08.14													
C 250 CDI	150		04.09	08.14													
C 250 CDI 4matic	150		04.09	08.14													
C 250 CGI	150		04.09	08.14													
C 280	170		09.07	08.14													
C 300	170		08.07	08.14													
C 250 CDI 4matic	150		04.09	08.14	13.0470-2734.2	LD2734			24310 19,0 + /WE/S	LUC							
C 280	170		09.07	08.14													
C 300	170		08.07	08.14													
C 320 CDI	165		09.07	08.14													
C 320 CDI 4-matic	165		09.07	08.14													
C 350	200		09.07	08.14													
C 350 CDI	195		06.11	08.14													
C 350 CDI 4-matic	170		10.09	08.14													
C 350 CDI BlueEff.	170		04.09	08.14													

1) + cast iron caliper / + pinza in ghisa / + étriers en fonte grise / + fundición gris-pinza
 2) + aluminium calipers / + pinze in alluminio / + étriers en aluminium / + pinzas de aluminio
 3) - sport package/- sport package AMG / - pacchetto sportivo/- pacchetto sport.AMG / - version sport/- version sport AMG / - kit sportivo/- kit sportivo AMG
 4) + sports package/+ sports package AMG / + pacchetto sportivo/+ pacchetto sport.AMG / + version sport/+ version sport AMG / + kit sportivo/+ kit sportivo AMG




MERCEDES BENZ C-Klasse (S204) Kombi (07-14)

	C 350 CGI	225		06.11	08.14			13.0470-2734.2	LD2734			24310 19,0 + /WE/S	LUC
	C 180 CDI BE	88		01.11	08.14			13.0470-7244.2	LD7244			24253 17,8 +/WE	ATE
	C 180 CGI	115		04.09	08.14								
	C 180 Kompressor	115		09.07	08.14								
	C 180 Kompressor	115		01.08	08.14								
	C 200 CDI	100		09.07	08.14								
	C 200 CDI	100		08.10	08.14								
	C 200 CGI	135		04.09	08.14								
	C 200 Kompressor	135		09.07	08.14								
	C 220 CDI	120		01.07	08.14								
	C 220 CDI	125		09.07	08.14								
	C 220 CDI	125		12.08	08.14								
	C 220 CDI 4-matic	125		02.13	08.14								
	C 230	150		09.07	08.14								
	C 250 CDI 4matic	150		04.09	08.14	+ Sportpaket / + Sportpaket AMG 1)							
	C 250 CGI	150		04.09	08.14								
	C 280	170		09.07	08.14								
	C 300	170		08.07	08.14								
	C 350 CGI	225		06.11	08.14								
	C 250 CDI	150		04.09	08.14			13.0470-7257.2	LD7257	+ GG-Sättel 2)		24253 18,0 +/WE	ATE
	C 250 CDI 4matic	150		04.09	08.14	- Sportpaket / - Sportpaket AMG 4)		13.0470-7244.2	LD7244	+ ALU-Sättel 3)		24253 17,8 +/WE	ATE
	C 320 CDI	165		09.07	08.14								
	C 320 CDI 4-matic	165		09.07	08.14								
	C 350	200		09.07	08.14								
	C 350 CDI	195		06.11	08.14								
	C 350 CDI 4-matic	170		10.09	08.14								
	C 350 CDI BlueEff.	170		04.09	08.14								

MERCEDES BENZ C-Klasse (C204) Coupe (11-)

	C 180	115		01.13		- Sportpaket / - Sportpaket AMG 4)		13.0470-2733.2	LD2733			24306 20,3 /WE/Zub/S	LUC
	C 180 CGI	115		06.11		- Sportpaket / - Sportpaket AMG 4)							
	C 180	115		01.13		+ Sportpaket / + Sportpaket AMG 1)		13.0470-2732.2	LD2732			24306 20,3 /WE/Zub/S	LUC
	C 180 CGI	115		06.11		+ Sportpaket / + Sportpaket AMG 1)							
	C 200 CGI	135		06.11		- Sport Edition [P84]							
	C 220 CDI	125		06.11									
	C 250 CDI	150		06.11		- Sport Edition [P84]							
	C 250 CGI	150		06.11		- Sport Edition [P84]							
	C 200 CGI	135		06.11		+ Sport Edition [P84]		13.0470-2734.2	LD2734			24310 19,0 + /WE/S	LUC
	C 250 CDI	150		06.11		+ Sport Edition [P84]							
	C 250 CGI	150		06.11		+ Sport Edition [P84]							
	C 350	225		06.11									
	C 180	115		01.13				13.0470-7244.2	LD7244			24253 17,8 +/WE	ATE
	C 180 CGI	115		06.11									
	C 200 CGI	135		06.11									
	C 220 CDI	125		06.11									
	C 250 CDI	150		06.11									
	C 250 CGI	150		06.11									
	C 350	225		06.11									

MERCEDES BENZ CL-Klasse (C140) Coupe (96-99)

	CL 420			06.96	02.99			13.0470-4047.2	LD4047			21305 15,7 /WE	ATE
	CL 500			06.96	02.99								
	CL 600			06.96	02.99								

MERCEDES BENZ CL-Klasse (C216) Coupe (06-14)

	CL 500	285		07.06	03.14			13.0470-7171.2	LD7171			23334 16,7 +/WE	ATE
	CL 500 4-matic	285		03.08	03.14								

MERCEDES BENZ CLK-Klasse (C208) Coupe (97-02)

	CLK 200	100		06.97	06.02			13.0470-7086.2	LD7086			21664 19,8 +/WE	ATE
	CLK 200 Kompressor	120		06.00	06.02								
	CLK 200 Kompressor	141		06.97	06.02								
	CLK 230 Kompressor	142		06.97	06.02								
	CLK 230 Kompressor	145		06.00	06.02								
	CLK 320	160		06.97	06.02			13.0470-7087.2	LD7087			21670 19,4 +/WE	ATE
	CLK 430	205		03.98	06.02	+ aus							
	CLK 200	100	F 000850	06.97				13.0470-3805.2	LD3805			21197 15,0 /WE	ATE
	CLK 200 Kompressor	120	F 000850	06.00									
	CLK 200 Kompressor	141	F 000850	06.97									
	CLK 230 Kompressor	142	F 000850	06.97									
	CLK 230 Kompressor	145	F 000850	06.00									
	CLK 200	100	F 000851 / T 000001		06.02			13.0470-4064.2	LD4064			21919 15,3 /Zub	ATE
	CLK 200 Kompressor	120	F 000851 / T 000001		06.02								
	CLK 200 Kompressor	141	F 000851 / T 000001		06.02								
	CLK 230 Kompressor	142	F 000851 / T 000001		06.02								
	CLK 230 Kompressor	145	F 000851 / T 000001		06.02								
	CLK 320	160	F 196683 / T 098095	06.97				13.0470-4047.2	LD4047			21305 15,7 /WE	ATE
	CLK 430	205		03.98	06.02								
	CLK 55 AMG	255		08.99	06.02								
	CLK 320	160	F 196684 / T 098096		06.02			13.0470-4065.2	LD4065			21899 15,3 /WE/Zub	ATE

1) + sports package/+ sports package AMG / + pacchetto sportivo/+ pacchetto sport.AMG / + version sport/+ version sport AMG / + kit deportivo/+ kit deportivo AMG

2) + cast iron caliper / + pinza in ghisa / + étriers en fonte grise / + fundición gris-pinza

3) + aluminium calipers / + pinze in alluminio / + étriers en aluminium / + pinzas de aluminio



















4) - sport package/- sport package AMG / - pacchetto sportivo/- pacchetto sport.AMG / - version sport/- version sport AMG / - kit deportivo/- kit deportivo AMG

MERCEDES BENZ CLK-Klasse (A208) Cabrio (98-03)												
	CLK 200	100		06.98	06.03			13.0470-7086.2	LD7086		21664 19,8 +/WE	ATE
	CLK 200 Kompressor	120		06.00	06.03			13.0470-7087.2	LD7087		21670 19,4 +/WE	ATE
	CLK 200 Kompressor	141		06.98	06.03							
	CLK 230 Kompressor	142		06.98	06.03							
	CLK 230 Kompressor	145		06.00	06.03							
	CLK 320	160		06.98	06.03							
	CLK 200	100		06.98	06.03			13.0470-4064.2	LD4064		21919 15,3 /Zub	ATE
	CLK 200 Kompressor	120	F 196683 / T 098095	06.00				13.0470-4047.2	LD4047		21305 15,7 /WE	ATE
	CLK 200 Kompressor	141	F 196683 / T 098095	06.98								
	CLK 230 Kompressor	142	F 196683 / T 098095	06.98								
	CLK 230 Kompressor	145	F 196683 / T 098095	06.00								
	CLK 320	160	F 196683 / T 098095	06.98								
	CLK 430	205	F 196683 / T 098095	06.99								
	CLK 55 AMG	255	F 196683 / T 098095	01.00								
	CLK 200 Kompressor	120	F 196684 / T 098096		06.03			13.0470-4065.2	LD4065		21899 15,3 /WE/Zub	ATE
	CLK 200 Kompressor	141	F 196684 / T 098096		06.03							
CLK 230 Kompressor	142	F 196684 / T 098096		06.03								
CLK 230 Kompressor	145	F 196684 / T 098096		06.03								
CLK 320	160	F 196684 / T 098096		06.03								
CLK 430	205	F 196684 / T 098096		06.03								
CLK 55 AMG	255	F 196684 / T 098096		06.03								
MERCEDES BENZ CLK-Klasse (C209) Coupe (02-09)												
	CLK 200 CGI	125		09.02	04.09			13.0470-4994.2	LD4994	+ Sportpaket / + Sportpaket AMG ¹⁾	23945 16,5 /WE	BRE
	CLK 200 Kompressor	120		09.02	04.09			13.0470-2726.2	LD2726	- Sportpaket / - Sportpaket AMG ²⁾	23144 19,8 +/WE/Zub/S	LUC
	CLK 220 CDI			05.05	04.09							
	CLK 240			05.02	04.09			13.0470-2727.2	LD2727		23144 19,8 +/WE/Zub/S	LUC
	CLK 320	160		05.02	04.09							
	CLK 200 Kompressor	135		10.06	04.09			13.0470-4994.2	LD4994	+ Sportpaket / + Sportpaket AMG ¹⁾	23945 16,5 /WE	BRE
	CLK 270 CDI			10.02	04.09			13.0470-2727.2	LD2727	- Sportpaket / - Sportpaket AMG ²⁾	23144 19,8 +/WE/Zub/S	LUC
	CLK 280	170		05.05	04.09							
	CLK 320 CDI	165		05.05	04.09			13.0470-4994.2	LD4994	- Sportpaket / - Sportpaket AMG ²⁾	23945 16,5 /WE	BRE
	CLK 350	200		05.05	04.09			13.0470-4990.2	LD4990	+ Sportpaket / + Sportpaket AMG ¹⁾	23745 17,4 +/WE(1,8/7)	BRE
	CLK 200 CGI	125		09.02	04.09			13.0470-4064.2	LD4064	- Sportpaket / - Sportpaket AMG ²⁾	21919 15,3 /Zub	ATE
	CLK 200 Kompressor	120		09.02	04.09			13.0470-4065.2	LD4065	+ Sportpaket / + Sportpaket AMG ¹⁾	21899 15,3 /WE/Zub	ATE
	CLK 220 CDI			05.05	04.09							
	CLK 200 Kompressor	135		10.06	04.09			13.0470-4065.2	LD4065		21899 15,3 /WE/Zub	ATE
	CLK 240			05.02	04.09							
CLK 270 CDI			10.02	04.09								
CLK 280	170		05.05	04.09								
CLK 320	160		05.02	04.09								
CLK 320 CDI	165		05.05	04.09								
CLK 350	200		05.05	04.09								
CLK 500	225		05.02	04.09			13.0470-4047.2	LD4047		21305 15,7 /WE	ATE	
CLK 500	285		06.06	04.09								
CLK 55 AMG	270	F 123374	09.02									
MERCEDES BENZ CLK-Klasse (A209) Cabrio (03-09)												
	CLK 200 CGI	125		05.03	12.09			13.0470-2726.2	LD2726		23144 19,8 +/WE/Zub/S	LUC
	CLK 240	125		05.03	12.09			13.0470-2727.2	LD2727		23144 19,8 +/WE/Zub/S	LUC
	CLK 320	160		05.03	12.09							
	CLK 200 Kompressor	120		05.03	12.09			13.0470-2727.2	LD2727	- Sportpaket / - Sportpaket AMG ²⁾	23144 19,8 +/WE/Zub/S	LUC
	CLK 200 Kompressor	135		10.06	12.09			13.0470-4994.2	LD4994	+ Sportpaket / + Sportpaket AMG ¹⁾	23945 16,5 /WE	BRE
CLK 280	170		05.05	12.09								
	CLK 320 CDI	165		05.05	12.09			13.0470-4994.2	LD4994	- Sportpaket / - Sportpaket AMG ²⁾	23945 16,5 /WE	BRE
	CLK 350	200		05.05	12.09			13.0470-4990.2	LD4990	+ Sportpaket / + Sportpaket AMG ¹⁾	23745 17,4 +/WE(1,8/7)	BRE
	CLK 200 CGI	125		05.03	12.09			13.0470-4064.2	LD4064		21919 15,3 /Zub	ATE
	CLK 200 Kompressor	120		05.03	12.09			13.0470-4065.2	LD4065		21899 15,3 /WE/Zub	ATE
	CLK 200 Kompressor	135		10.06	12.09							
	CLK 240	125		05.03	12.09							
	CLK 280	170		05.05	12.09							
	CLK 320	160		05.03	12.09							
	CLK 320 CDI	165		05.05	12.09							
	CLK 350	200		05.05	12.09							
CLK 500	225		05.03	12.09			13.0470-4047.2	LD4047		21305 15,7 /WE	ATE	
CLK 500	285		06.06	12.09								
CLK 55 AMG	270	T 033979 / F 123374	05.03									
MERCEDES BENZ CLS-Klasse (C219) Coupe (04-10)												
	CLS 320 CDI	155	A 038331	05.05				13.0470-4990.2	LD4990		23745 17,4 +/WE(1,8/7)	BRE
	CLS 320 CDI	165	A 038331	05.05								
	CLS 280 / CLS 300	170		10.07	10.10			13.0470-4990.2	LD4990		23745 17,4 +/WE(1,8/7)	BRE
	CLS 320 CDI	155 A 038332			10.10							
	CLS 320 CDI	165 A 038332			10.10							
	CLS 350	200		08.04	10.10							
	CLS 350 CDI	165		04.09	10.10							
	CLS 350 CDI	200		04.09	10.10							
	CLS 350 CGI	215		04.09	10.10							
	CLS 350 CGI	215		04.06	10.10							
	CLS 280 / CLS 300	170		10.07	10.10			13.0470-7171.2	LD7171		23334 16,7 +/WE	ATE
	CLS 320 CDI	155		05.05	10.10							
	CLS 320 CDI	165		05.05	10.10							
	CLS 350	200		08.04	10.10							
	CLS 350 CDI	165		04.09	10.10							

¹⁾ + sports package/+ sports package AMG / + pacchetto sportivo/+ pacchetto sport.AMG / + version sport/+ version sport AMG / + kit deportivo/+ kit deportivo AMG

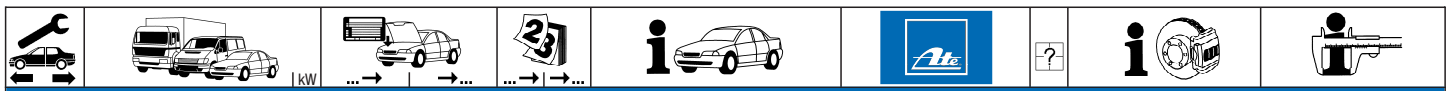
²⁾ - sport package/- sport package AMG / - pacchetto sportivo/- pacchetto sport.AMG / - version sport/- version sport AMG / - kit deportivo/- kit deportivo AMG



												
MERCEDES BENZ CLS-Klasse (C219) Coupe (04-10)												
	CLS 350 CDI	200		04.09	10.10		13.0470-7171.2	LD7171		23334 16,7 +/WE	ATE	
	CLS 350 CGI	215		04.09	10.10							
	CLS 350 CGI	215		04.06	10.10							
	CLS 500	225		08.04	10.10							
	CLS 500 / CLS 550	285		04.06	10.10							
MERCEDES BENZ CLS-Klasse (C218) Coupe (10-)												
	CLS 220 BlueTec			05.14			13.0470-2734.2	LD2734		24310 19,0 + /WE/S	LUC	
	CLS 250 BT 4-matic	150		05.14								
	CLS 250 CDI	150		11.10								
	CLS 350 BlueTec	185		01.13								
	CLS 350 BT 4-matic	185		01.13		- Sportpaket / - Sportpaket AMG ¹⁾						
	CLS 350 CDI	195		11.10								
	CLS 350 CDI 4-matic	195		09.11								
	CLS 350 CGI	225		11.10								
	CLS 220 BlueTec			05.14			13.0470-7259.2	LD7259		24862 16,7 +/WE	ATE	
	CLS 250 BT 4-matic	150		05.14								
	CLS 250 CDI	150		11.10								
	CLS 350 BlueTec	185		01.13								
	CLS 350 BT 4-matic	185		01.13								
	CLS 350 CDI	195		11.10								
	CLS 350 CDI 4-matic	195		09.11								
	CLS 350 CGI	225		11.10								
	CLS 400	245		05.14								
	CLS 400 4-matic	245		05.14								
	CLS 500	300		11.10								
	CLS 500 4-matic	300		11.10								
MERCEDES BENZ CLS-Klasse (X218) Shooting Brake (12-)												
	CLS 220 BlueTec			05.14			13.0470-2734.2	LD2734		24310 19,0 + /WE/S	LUC	
	CLS 250 BT 4-matic	150		05.14								
	CLS 250 CDI	150		09.12								
	CLS 350	225		09.12			13.0470-2734.2	LD2734		- Sportpaket ²⁾	24310 19,0 + /WE/S	LUC
	CLS 350 BlueTec	190		05.14								
	CLS 350 BT 4-matic	185		05.14								
	CLS 350 CDI	195		09.12								
	CLS 350 CDI 4-matic	195		09.12								
	CLS 220 BlueTec			05.14			13.0470-7259.2	LD7259		24862 16,7 +/WE	ATE	
	CLS 250 BT 4-matic	150		05.14								
	CLS 250 CDI	150		09.12								
	CLS 350	225		09.12								
	CLS 350 BlueTec	190		05.14								
	CLS 350 BT 4-matic	185		05.14								
	CLS 350 CDI	195		09.12								
	CLS 350 CDI 4-matic	195		09.12								
	CLS 400	245		05.14								
	CLS 400 4-matic	245		05.14								
	CLS 500	300		09.12								
	CLS 500 4-matic	300		09.12								
MERCEDES BENZ E-Klasse (W124) Limousine (93-95)												
	E 200	100		06.93	06.95		13.0470-2927.2	LD2927		20941 19,3 /WE/S	LUC	
	E 200 D	55		06.93	06.95							
	E 220	110		06.93	06.95							
	E 250 D	83		07.93	06.95							
	E 250 Turbo-D	93		06.93	06.95							
	E 280	145		06.93	06.95							
	E 300 4-matic	132		06.93	06.95							
	E 300 D	100		07.93	06.95							
	E 300 Turbo-D	108		06.93	06.95							
	E 300 Turbo-D 4-matic	108		06.93	06.95							
	E 280	142		06.93	06.95		13.0470-3805.2	LD3805		21197 15,0 /WE	ATE	
	E 320	162		06.93	06.95							
	E 36 AMG	200		07.94	06.95							
	E 420	205		06.93	06.95							
	E 500	235	B 927760	06.93								
	E 60 AMG	280	B 927760	05.94								
	E 500	235	B 927761		06.95		13.0470-4047.2	LD4047		21305 15,7 /WE	ATE	
	E 60 AMG	280	B 927761		06.95							
MERCEDES BENZ E-Klasse (S124) Kombi (93-96)												
	E 200	100		06.93	06.96		13.0470-2927.2	LD2927		20941 19,3 /WE/S	LUC	
	E 220	110		06.93	06.96							
	E 250 D	83		06.93	06.96							
	E 250 Turbo D	93		06.93	06.96							
	E 280	145		06.93	06.96							
	E 300 4-matic	132		06.93	06.96							
	E 300 D	100		06.93	06.96							
	E 300 Turbo D	108		06.93	06.96							
	E 300 Turbo D 4-matic	108		06.93	06.96							
	E 200	100		06.93	06.96		13.0470-3805.2	LD3805		21197 15,0 /WE	ATE	
	E 220	110		06.93	06.96							
	E 250 D	83		06.93	06.96							
	E 250 Turbo D	93		06.93	06.96							
	E 280	145		06.93	06.96							
	E 300 4-matic	132		06.93	06.96							
	E 300 D	100		06.93	06.96							

¹⁾ - sport package/- sport package AMG / - pacchetto sportivo/- pacchetto sport.AMG / - version sport/- version sport AMG / - kit deportivo/- kit deportivo AMG

²⁾ - sport package / - pacchetto sportivo / - version sport / - kit deportivo



MERCEDES BENZ E-Klasse (S124) Kombi (93-96)															
	E 300 TE-24	162		06.93	06.96	13.0470-3805.2	LD3805		21197 15,0 /WE	ATE					
	E 300 Turbo D	108		06.93	06.96										
	E 300 Turbo D 4-matic	108		06.93	06.96										
	E 320	162	F 323055	06.93											
	E 36 AMG	200	F 323055	05.94											
E 320	162	F 323056		06.96	13.0470-4047.2	LD4047		21305 15,7 /WE	ATE						
E 36 AMG	200	F 323056		06.96											
MERCEDES BENZ E-Klasse (C124) Coupe (93-97)															
	E 200	100		06.93	06.97	13.0470-2927.2	LD2927		20941 19,3 /WE/S	LUC					
	E 220	110		06.93	06.97										
	E 320	162		06.93	06.97	13.0470-3805.2	LD3805		21197 15,0 /WE	ATE					
	E 36 AMG	195		06.93	04.95										
	E 36 AMG	200		05.94	06.97										
MERCEDES BENZ E-Klasse (A124) Cabrio (93-98)															
	E 200	100		06.93	03.98	13.0470-2927.2	LD2927		20941 19,3 /WE/S	LUC					
	E 220	110		06.93	03.98										
	E 200	100		06.93	03.98	13.0470-3805.2	LD3805		21197 15,0 /WE	ATE					
	E 220	110		06.93	03.98										
	E 320	162		06.93	03.98										
	E 36 AMG	200		05.94	03.98										
MERCEDES BENZ E-Klasse (W210) Limousine (95-02)															
	E 200			06.95	04.02	13.0470-7086.2	LD7086		21664 19,8 +/WE	ATE					
	E 200 CDI			07.98	04.02										
	E 200 D			10.96	04.02 + P										
	E 200 Kompressor	120		08.00	04.02										
	E 220 CDI			07.98	04.02										
	E 220 D			06.95	06.98										
	E 230			06.95	08.97										
	E 240			09.97	04.02 - ESP										
	E 250 D			06.95	04.02 + I										
	E 250 D			06.95	04.02										
	E 250 TD			09.97	04.02										
	E 290 TD			01.96	04.02										
	E 300 D			06.95	04.02										
	E 200 Kompressor	137		09.97	04.02						13.0470-7087.2	LD7087		21670 19,4 +/WE	ATE
E 240			09.97	04.02 + ESP											
E 270 CDI			07.99	04.02											
E 280			01.96	04.02											
E 280 4-matic			10.96	04.02											
E 300 TD			10.96	04.02											
E 320			06.95	04.02											
E 320 4-matic			06.97	04.02											
E 320 CDI			07.99	04.02											
	E 200		A379346	06.95		13.0470-3805.2	LD3805		21197 15,0 /WE	ATE					
	E 200 D		A379346	10.96	+ P										
	E 220 D		A379346	06.95											
	E 230		A379346	06.95											
	E 240		A379346	09.97											
	E 250 D		A379346	06.95											
	E 250 D		A379346	06.95	+ I										
	E 290 TD		A379346	01.96											
	E 300 D		A379346	06.95											
	E 200		A379347	04.02							13.0470-4064.2	LD4064		21919 15,3 /Zub	ATE
	E 200 CDI		A379347	07.98	04.02										
E 200 D		A379347	04.02	+ P											
E 200 Kompressor	120		08.00	04.02											
E 200 Kompressor	137		09.97	04.02											
E 220 CDI			07.98	04.02											
E 220 D		A379347	06.98												
E 230		A379347	08.97												
E 240		A379347	04.02												
E 250 D		A379347	04.02	+ I											
E 250 D		A379347	04.02												
E 250 TD			09.97	04.02											
E 290 TD		A379347	04.02												
E 300 D		A379347	04.02												
	E 280		A379346	01.96		13.0470-4047.2	LD4047		21305 15,7 /WE	ATE					
	E 280 4-matic		A379346	10.96											
	E 300 TD		A379346	10.96											
	E 320		A379346	06.95											
	E 320 4-matic		A379346	06.97											
	E 420		A379346	01.96											
	E 430		A379346	09.97											
	E 55 AMG			09.97	04.02										
E 270 CDI			07.99	04.02	13.0470-4065.2	LD4065		21899 15,3 /WE/Zub	ATE						
E 280		A379347	04.02												
E 280 4-matic		A379347	04.02												
E 300 TD		A379347	04.02												
E 320		A379347	04.02												
E 320 4-matic		A379347	04.02												
E 320 CDI			07.99	04.02											





MERCEDES BENZ E-Klasse (W210) Limousine (95-02)

	E 420	A379347		08.97	04.02		13.0470-4065.2	LD4065		21899	15,3 /WE/Zub	ATE
	E 430	A379347										
	E 430 4-matic			05.99	04.02		13.0470-4047.2	LD4047		21305	15,7 /WE	ATE

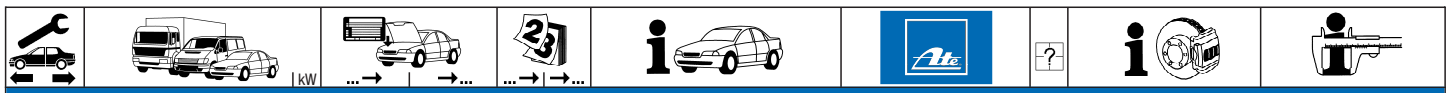
MERCEDES BENZ E-Klasse (S210) Kombi (96-03)

	E 200			05.96	04.03		13.0470-7086.2	LD7086		21664	19,8 +/WE	ATE
	E 200 Kompressor	120		08.00	04.03							
	E 220 CDI			07.98	04.03	+ Radstand 2833mm ¹⁾						
	E 230			05.96	08.97							
	E 240			09.97	04.03							
	E 250 D			05.96	04.03	+ Radstand 2833mm ¹⁾						
	E 250 D			05.96	04.03	+ / + Radstand 2833mm ²⁾						
	E 250 TD			09.97	04.03							
	E 290 TD			05.96	04.03	+ Radstand 2833mm ¹⁾						
	E 200 Kompressor	137		09.97	04.03		13.0470-7087.2	LD7087		21670	19,4 +/WE	ATE
	E 220 CDI			07.98	04.03	+ Radstand 3570mm ³⁾						
	E 250 D			05.96	04.03	+ Radstand 3570mm ³⁾						
	E 270 CDI			07.99	04.03							
	E 280			10.96	04.03	+ Radstand 3570mm ³⁾						
	E 280 4-matic			10.96	04.03							
	E 290 TD			05.96	04.03	+ Radstand 3570mm ³⁾						
	E 300 TD			10.96	04.03							
	E 320			10.96	04.03							
	E 320 4-matic			06.97	04.03							
	E 320 CDI			07.99	04.03							
	E 200			05.96	04.03		13.0470-4047.2	LD4047		21305	15,7 /WE	ATE
	E 200 Kompressor			09.97	04.03							
	E 220 CDI			07.98	04.03							
	E 230			05.96	08.97							
	E 240			09.97	04.03							
	E 250 D			05.96	04.03	+ Radstand 3570mm ³⁾						
	E 250 D			05.96	04.03	+ Radstand 2833mm ¹⁾						
	E 250 D			05.96	04.03	+ / + Radstand 2833mm ²⁾						
	E 250 TD			09.97	04.03							
	E 270 CDI			07.99	04.03							
	E 280			10.96	04.03	+ Radstand 3570mm ³⁾						
	E 280 4-matic			10.96	04.03							
	E 290 TD			05.96	04.03							
	E 300 TD			10.96	04.03							
	E 320			10.96	04.03							
	E 320 4-matic			06.97	04.03							
	E 320 CDI			07.99	04.03							
	E 420			05.96	08.97							
	E 430			09.97	04.03							
	E 430 4-matic			05.99	04.03		13.0470-4047.2	LD4047		21305	15,7 /WE	ATE
	E 55 AMG			09.97	04.03							

MERCEDES BENZ E-Klasse (W211) Limousine (02-09)

	E 200 CDI	75		05.02	02.09	- Sportpaket / - Sportpaket AMG ⁴⁾	13.0470-3999.2	LD3999		23743	20,1 +/WK/Zub/SBOS	
	E 200 CDI	90		05.02	02.09	- Sportpaket / - Sportpaket AMG ⁴⁾						
	E 200 CDI	100		04.06	02.09	- Sportpaket / - Sportpaket AMG ⁴⁾						
	E 200 Kompressor	120		05.02	02.09	- Sportpaket / - Sportpaket AMG ⁴⁾						
	E 200 Kompressor	135		04.06	02.09	- Sportpaket / - Sportpaket AMG ⁴⁾						
	E 200 NGT	120		03.04	02.09	- Sportpaket / - Sportpaket AMG ⁴⁾						
	E 220 CDI	100		03.02	02.09	- Sportpaket / - Sportpaket AMG ⁴⁾						
	E 220 CDI	110		03.02	02.09	- Sportpaket / - Sportpaket AMG ⁴⁾						
	E 220 CDI	120		03.03	02.09	- Sportpaket / - Sportpaket AMG ⁴⁾						
	E 220 CDI	125		04.06	02.09	- Sportpaket / - Sportpaket AMG ⁴⁾						
	E 230	150		04.06	02.09	- Sportpaket / - Sportpaket AMG ⁴⁾						
	E 240	130		03.02	02.09							
	E 250 CDI	150		08.08	02.09							
	E 270 CDI	120		03.02	02.09							
	E 270 CDI	130		03.02	02.09							
	E 280	170		05.05	02.09	- Sportpaket / - Sportpaket AMG ⁴⁾						
	E 280 CDI	130		05.04	02.09							
	E 280 CDI	140		03.05	02.09	- Sportpaket / - Sportpaket AMG ⁴⁾						
	E 300 Bluetec	155		09.07	02.09	- Sportpaket / - Sportpaket AMG ⁴⁾						
	E 320	165 A 400548			02.09							
	E 320 CDI	150 A 400548			02.09							
	E 320 CDI	165		03.05	02.09	- Sportpaket / - Sportpaket AMG ⁴⁾						
	E 200 CDI	75		05.02	02.09	+ Sportpaket / + Sportpaket AMG ⁵⁾	13.0470-4990.2	LD4990		23745	17,4 +/WE(1,8/7)	BRE
	E 200 CDI	90		05.02	02.09	+ Sportpaket / + Sportpaket AMG ⁵⁾						
	E 200 CDI	100		04.06	02.09	+ Sportpaket / + Sportpaket AMG ⁵⁾						
	E 200 Kompressor	120		05.02	02.09	+ Sportpaket / + Sportpaket AMG ⁵⁾						
	E 200 Kompressor	135		04.06	02.09	+ Sportpaket / + Sportpaket AMG ⁵⁾						
	E 200 NGT	120		03.04	02.09	+ Sportpaket / + Sportpaket AMG ⁵⁾						
	E 220 CDI	100		03.02	02.09	+ Sportpaket / + Sportpaket AMG ⁵⁾						
	E 220 CDI	110		03.02	02.09	+ Sportpaket / + Sportpaket AMG ⁵⁾						
	E 220 CDI	120		03.03	02.09	+ Sportpaket / + Sportpaket AMG ⁵⁾						
	E 220 CDI	125		04.06	02.09	+ Sportpaket / + Sportpaket AMG ⁵⁾						
	E 230	150		04.06	02.09	+ Sportpaket / + Sportpaket AMG ⁵⁾						
	E 280	170		05.05	02.09	+ Sportpaket / + Sportpaket AMG ⁵⁾						
	E 280 CDI	140		03.05	02.09	+ Sportpaket / + Sportpaket AMG ⁵⁾						
	E 300 Bluetec	155		09.07	02.09	+ Sportpaket / + Sportpaket AMG ⁵⁾						
	E 320	165	A 400547		03.02							
	E 320 CDI	150	A 400547		11.02							
	E 320 CDI	165		03.05	02.09	+ Sportpaket / + Sportpaket AMG ⁵⁾						

1) + wheel base 2833 mm / + passo 2833 mm / + empattement 2833 mm / + distancia entre ejes 2833 mm
 2) + / + wheel base 2833mm / + / + passo 2833mm / + / + empattement 2833mm / + / + dist.entre ejes 2833mm
 3) + wheel base 3570 mm / + passo 3570 mm / + empattement 3570 mm / + distancia entre ejes 3570 mm
 4) - sport package/- sport package AMG / - pacchetto sportivo/- pacchetto sport.AMG / - version sport/- version sport AMG / - kit deportivo/- kit deportivo AMG
 5) + sports package/+ sports package AMG / + pacchetto sportivo/+ pacchetto sport.AMG / + version sport/+ version sport AMG / + kit deportivo/+ kit deportivo AMG



MERCEDES BENZ E-Klasse (W211) Limousine (02-09)

	E 350	200		12.04	02.09		13.0470-4990.2	LD4990		23745 17,4 +/WE(1,8/7, BRE
	E 350 CGI	215		09.07	02.09					
	E 400 CDI	191		03.03	02.09					
	E 240 4-matic	130		03.03	02.09		13.0470-7203.2	LD7203		21670 19,3 +/WE ATE
	E 280 4-matic	170		05.05	02.09	- Sportpaket / - Sportpaket AMG ¹⁾				
	E 280 CDI 4-matic	140		03.05	02.09	- Sportpaket / - Sportpaket AMG ¹⁾				
	E 320 4-matic	165		03.03	02.09					
	E 320 CDI 4-matic	165		03.05	02.09	- Sportpaket / - Sportpaket AMG ¹⁾				
	E 350 4-matic	200		12.04	02.09	- Sportpaket / - Sportpaket AMG ¹⁾				
	E 280 4-matic	170 A 870951			02.09	+ Sportpaket / + Sportpaket AMG ²⁾	13.0470-7220.2	LD7220		23922 21,0 +/WE ATE
E 280 CDI 4-matic	140 A 870951			02.09	+ Sportpaket / + Sportpaket AMG ²⁾					
E 320 CDI 4-matic	165 A 870951			02.09	+ Sportpaket / + Sportpaket AMG ²⁾					
E 350 4-matic	200 A 870951			02.09	+ Sportpaket / + Sportpaket AMG ²⁾					
	E 200 CDI	75		05.02	02.09		13.0470-7171.2	LD7171		23334 16,7 +/WE ATE
	E 200 CDI	90		05.02	02.09					
	E 200 CDI	100		04.06	02.09					
	E 200 Kompressor	120		05.02	02.09					
	E 200 Kompressor	135		04.06	02.09					
	E 200 NGT	120		03.04	02.09					
	E 220 CDI	100		03.02	02.09					
	E 220 CDI	110		03.02	02.09					
	E 220 CDI	120		03.03	02.09					
	E 220 CDI	125		04.06	02.09					
	E 230	150		04.06	02.09					
	E 240	130		03.02	02.09					
	E 240 4-matic	130		03.03	02.09					
	E 250 CDI	150		08.08	02.09					
	E 270 CDI	120		03.02	02.09					
	E 270 CDI	130		03.02	02.09					
	E 280	170		05.05	02.09					
	E 280 4-matic	170		05.05	02.09					
	E 280 CDI	130		05.04	02.09					
	E 280 CDI	140		03.05	02.09					
	E 280 CDI 4-matic	140		03.05	02.09					
	E 300 Bluetec	155		09.07	02.09					
	E 320	165		03.02	02.09					
	E 320 4-matic	165		03.03	02.09					
	E 320 CDI	150		11.02	02.09					
	E 320 CDI	165		03.05	02.09					
	E 320 CDI 4-matic	165		03.05	02.09					
	E 350	200		12.04	02.09					
	E 350 4-matic	200		12.04	02.09					
	E 350 CGI	215		09.07	02.09					
	E 400 CDI	191		03.03	02.09					
	E 420 CDI	231		01.06	02.09					
	E 500	225		03.02	02.09					
	E 500	285		04.06	02.09					
	E 500 4-matic	225		10.03	02.09					
E 500 4-matic	285		04.06	02.09						

MERCEDES BENZ E-Klasse (S211) Kombi (03-09)

	E 200 CDI	100		04.06	10.09	- Sportpaket / - Sportpaket AMG ¹⁾	13.0470-3999.2	LD3999		23743 20,1 +/WK/Zub/SBOS
	E 200 Kompressor	120		03.03	10.09	- Sportpaket / - Sportpaket AMG ¹⁾				
	E 200 Kompressor	135		04.06	10.09	- Sportpaket / - Sportpaket AMG ¹⁾				
	E 220 CDI	120		03.03	10.09	- Sportpaket / - Sportpaket AMG ¹⁾				
	E 220 CDI	125		04.06	10.09	- Sportpaket / - Sportpaket AMG ¹⁾				
	E 240	130		03.03	10.09					
	E 270 CDI	120		03.03	10.09					
	E 270 CDI	130		03.03	10.09					
	E 280 CDI	140		03.05	10.09	- Sportpaket / - Sportpaket AMG ¹⁾				
	E 200 CDI	100		04.06	10.09	+ Sportpaket / + Sportpaket AMG ²⁾	13.0470-4990.2	LD4990		23745 17,4 +/WE(1,8/7, BRE
	E 200 Kompressor	120		03.03	10.09	+ Sportpaket / + Sportpaket AMG ²⁾				
	E 200 Kompressor	135		04.06	10.09	+ Sportpaket / + Sportpaket AMG ²⁾				
	E 220 CDI	120		03.03	10.09	+ Sportpaket / + Sportpaket AMG ²⁾				
	E 220 CDI	125		04.06	10.09	+ Sportpaket / + Sportpaket AMG ²⁾				
E 230	150		05.07	10.09						
E 280 CDI	140		03.05	10.09	+ Sportpaket / + Sportpaket AMG ²⁾					
E 350 CGI	215		05.06	10.09						
E 280	170		05.05	10.09		13.0470-4990.2	LD4990		23745 17,4 +/WE(1,8/7, BRE	
E 280 CDI	130		05.04	10.09						
E 320	165		03.03	10.09						
E 320 CDI	150		03.03	10.09						
E 320 CDI	165		03.05	10.09						
E 350	200		12.04	10.09						
E 240 4-matic	130		07.03	10.09		13.0470-7203.2	LD7203		21670 19,3 +/WE ATE	
E 280 4-matic	170		05.05	10.09	- Sportpaket / - Sportpaket AMG ¹⁾					
E 280 CDI 4-matic	140		05.05	10.09	- Sportpaket / - Sportpaket AMG ¹⁾					
E 320 4-matic	165		07.03	10.09						
E 320 CDI 4-matic	165		05.05	10.09	- Sportpaket / - Sportpaket AMG ¹⁾					
E 350 4-matic	200		12.04	10.09	- Sportpaket / - Sportpaket AMG ¹⁾					
E 280 4-matic	170 A 870951			10.09	+ Sportpaket / + Sportpaket AMG ²⁾	13.0470-7220.2	LD7220		23922 21,0 +/WE ATE	
E 280 CDI 4-matic	140 A 870951			10.09	+ Sportpaket / + Sportpaket AMG ²⁾					
E 320 CDI 4-matic	165 A 870951			10.09	+ Sportpaket / + Sportpaket AMG ²⁾					
E 350 4-matic	200 A 870951			10.09	+ Sportpaket / + Sportpaket AMG ²⁾					

¹⁾ - sport package/- sport package AMG / - pacchetto sportivo/- pacchetto sport.AMG / - version sport/- version sport AMG / - kit deportivo/- kit deportivo AMG

²⁾ + sports package/+ sports package AMG / + pacchetto sportivo/+ pacchetto sport.AMG / + version sport/+ version sport AMG / + kit deportivo/+ kit deportivo AMG





MERCEDES BENZ E-Klasse (S211) Kombi (03-09)

	E 200 CDI	100		04.06	10.09	13.0470-7171.2	LD7171		23334 16,7 +/WE	ATE
	E 200 Kompressor	120		03.03	10.09					
	E 200 Kompressor	135		04.06	10.09					
	E 220 CDI			03.03	10.09					
	E 220 CDI	125		04.06	10.09					
	E 230	150		05.07	10.09					
	E 240	130		03.03	10.09					
	E 240 4-matic	130		07.03	10.09					
	E 270 CDI	120		03.03	10.09					
	E 270 CDI	130		03.03	10.09					
	E 280	170		05.05	10.09					
	E 280 4-matic	170		05.05	10.09					
	E 280 CDI	130		05.04	10.09					
	E 280 CDI	140		03.05	10.09					
	E 280 CDI 4-matic	140		05.05	10.09					
	E 320	165		03.03	10.09					
	E 320 4-matic	165		07.03	10.09					
	E 320 CDI	150		03.03	10.09					
	E 320 CDI	165		03.05	10.09					
	E 320 CDI 4-matic	165		05.05	10.09					
	E 350	200		12.04	10.09					
	E 350 4-matic	200		12.04	10.09					
	E 350 CGI	215		05.06	10.09					
	E 500	225		10.03	10.09					
	E 500	285		04.06	10.09					
	E 500 4-matic	225		10.03	10.09					
	E 500 4-matic	285		04.06	10.09					

MERCEDES BENZ E-Klasse (W212) Limousine (09-)

	E 200	135		01.13	- Sportpaket / - Sportpaket AMG ¹⁾	13.0470-2732.2	LD2732		24306 20,3 /WE/Zub/S	LUC
	E 200 CDI	100		03.09	- Sportpaket / - Sportpaket AMG ¹⁾					
	E 200 CGI	135		08.09	- Sportpaket / - Sportpaket AMG ¹⁾					
	E 200 NGT	115		07.13	- Sportpaket / - Sportpaket AMG ¹⁾					
	E 200 NGT	120		03.09	- Sportpaket / - Sportpaket AMG ¹⁾					
	E 220 BlueTec	130		05.14	- Sportpaket / - Sportpaket AMG ¹⁾					
	E 220 CDI			03.09	- Sportpaket / - Sportpaket AMG ¹⁾					
	E 250			03.09	- Sportpaket / - Sportpaket AMG ¹⁾					
	E 250 CDI	150	A 001284	03.09	- Sportpaket / - Sportpaket AMG ¹⁾					
	E 200	135		01.13	+ Sportpaket / + Sportpaket AMG ²⁾	13.0470-2734.2	LD2734		24310 19,0 + /WE/S	LUC
	E 200 CDI	100		03.09	+ Sportpaket / + Sportpaket AMG ²⁾					
	E 200 CGI	135		08.09	+ Sportpaket / + Sportpaket AMG ²⁾					
	E 200 NGT	115		07.13	+ Sportpaket / + Sportpaket AMG ²⁾					
	E 200 NGT	120		03.09	+ Sportpaket / + Sportpaket AMG ²⁾					
	E 220 BlueTec	130		05.14	+ Sportpaket / + Sportpaket AMG ²⁾					
	E 220 BlueTec 4-matic	125		01.15	+ Sportpaket / + Sportpaket AMG ²⁾					
	E 220 CDI			03.09	+ Sportpaket / + Sportpaket AMG ²⁾					
	E 250			03.09	+ Sportpaket / + Sportpaket AMG ²⁾					
	E 250 CDI	150	A 001285	03.09	+ Sportpaket / + Sportpaket AMG ²⁾					
	E 250 CDI	150		03.09	- Sportpaket / - Sportpaket AMG ¹⁾					
	E 250 CDI 4-matic	150		03.09	+ Sportpaket / + Sportpaket AMG ²⁾					
	E 250 CGI	150		01.09						
	E 300	170		03.09						
	E 300 BE 4-matic	185		07.11						
	E 300 BlueEfficiency	185		07.11						
	E 300 BlueTec Hybrid	150		06.12						
	E 300 CDI			04.11						
	E 350	200		03.09						
	E 350	225		09.11						
	E 350 4-matic	200		03.09						
	E 350 4-matic	225		09.11						
	E 350 Bluetec	155		03.09						
	E 350 BlueTec	185		01.13	- Sportpaket / - Sportpaket AMG ¹⁾					
	E 350 BlueTec	190		05.14	- Sportpaket / - Sportpaket AMG ¹⁾					
	E 350 BlueTec 4-matic	185		01.13	- Sportpaket / - Sportpaket AMG ¹⁾					
	E 350 BT 4-matic	190		05.14	- Sportpaket / - Sportpaket AMG ¹⁾					
	E 350 CDI	170		03.09						
	E 350 CDI	195		03.11						
	E 350 CDI 4-matic	170		03.09						
	E 350 CDI 4-matic	195		03.11						
	E 350 CGI	215		03.09						

	E 200	135		01.13		13.0470-7259.2	LD7259		24862 16,7 +/WE	ATE
	E 200 CDI	100		03.09						
	E 200 CGI	135		08.09						
	E 200 NGT	115		07.13						
	E 200 NGT	120		03.09						
	E 220 BlueTec	130		05.14						
	E 220 BlueTec 4-matic	125		01.15						
	E 220 CDI			03.09						
	E 250			03.09						
	E 250 CDI	150		03.09						
	E 250 CDI 4-matic	150		03.09						
	E 250 CGI	150		01.09						
	E 300	170		03.09						
	E 300 BE 4-matic	185		07.11						
	E 300 BlueEfficiency	185		07.11						
	E 300 BlueTec Hybrid	150		06.12						
	E 300 CDI			04.11						

¹⁾ - sport package/- sport package AMG / - pacchetto sportivo/- pacchetto sport.AMG / - version sport/- version sport AMG / - kit deportivo/- kit deportivo AMG
²⁾ + sports package/+ sports package AMG / + pacchetto sportivo/+ pacchetto sport.AMG / + version sport/+ version sport AMG / + kit deportivo/+ kit deportivo AMG



MERCEDES BENZ E-Klasse (W212) Limousine (09-)

	E 350	200	03.09		13.0470-7259.2	LD7259		24862 16,7 +/WE	ATE
	E 350	225	09.11						
	E 350 4-matic	200	03.09						
	E 350 4-matic	225	09.11						
	E 350 BlueTec	155	03.09						
	E 350 BlueTec	185	01.13						
	E 350 BlueTec	190	05.14						
	E 350 BlueTec 4-matic	185	01.13						
	E 350 BT 4-matic	190	05.14						
	E 350 CDI	170	03.09						
	E 350 CDI	195	03.11						
	E 350 CDI 4-matic	170	03.09						
	E 350 CDI 4-matic	195	03.11						
	E 350 CGI	215	03.09						
	E 400	245	01.13						
	E 400	245	07.14						
	E 400 4-matic	245	01.13						
	E 400 4-matic	245	07.14						
	E 400 Hybrid		06.12						
	E 500	285	03.09						
	E 500	300	09.11						
	E 500 4-matic	285	03.09						
	E 500 4-matic	300	09.11						

MERCEDES BENZ E-Klasse (S212) Kombi (09-)

	E 200	135	03.13	- Sportpaket / - Sportpaket AMG ¹⁾	13.0470-2732.2	LD2732		24306 20,3 /WE/Zub/S	LUC
	E 200 CDI	100	11.09	- Sportpaket / - Sportpaket AMG ¹⁾					
	E 200 CGI	135	11.09	- Sportpaket / - Sportpaket AMG ¹⁾					
	E 220 CDI	125	11.09	- Sportpaket / - Sportpaket AMG ¹⁾					
	E 200	135	03.13	+ Sportpaket / + Sportpaket AMG ²⁾	13.0470-2734.2	LD2734		24310 19,0 + /WE/S	LUC
	E 200 CDI	100	11.09	+ Sportpaket / + Sportpaket AMG ²⁾					
	E 200 CGI	135	11.09	+ Sportpaket / + Sportpaket AMG ²⁾					
	E 220 BlueTec 4-matic	125	12.14						
	E 220 CDI	125	11.09	+ Sportpaket / + Sportpaket AMG ²⁾					
	E 250	155	03.13						
	E 250 CDI	150	11.09						
	E 250 CDI 4-matic	150	07.10						
	E 250 CGI	150	11.09						
	E 300	170	11.09						
	E 300	185	07.11						
	E 300 4-matic	185	07.11						
	E 300 BlueTec Hybrid	150	06.12						
	E 300 CDI	150	03.11						
	E 300 CDI	170	11.09						
	E 350	200	11.09						
	E 350	225	09.11						
	E 350 4-matic	200	11.09						
	E 350 4-matic	225	09.11						
	E 350 BlueTec	155	11.09						
	E 350 BlueTec	185	01.13	- Sportpaket / - Sportpaket AMG ¹⁾					
	E 350 BlueTec	190	07.14	- Sportpaket / - Sportpaket AMG ¹⁾					
	E 350 BlueTec 4-matic	185	01.13	- Sportpaket / - Sportpaket AMG ¹⁾					
	E 350 BlueTec 4-matic	190	07.14	- Sportpaket / - Sportpaket AMG ¹⁾					
	E 350 CDI	170	11.09						
	E 350 CDI	195	07.11						
	E 350 CDI 4-matic	170	11.09						
	E 350 CDI 4-matic	195	07.11						
	E 350 CGI	215	11.09						

	E 200	135	03.13		13.0470-7259.2	LD7259		24862 16,7 +/WE	ATE
	E 200 CDI	100	11.09						
	E 200 CGI	135	11.09						
	E 220 BlueTec 4-matic	125	12.14						
	E 220 CDI	125	11.09						
	E 250	155	03.13						
	E 250 CDI	150	11.09						
	E 250 CDI 4-matic	150	07.10						
	E 250 CGI	150	11.09						
	E 300	170	11.09						
	E 300	185	07.11						
	E 300 4-matic	185	07.11						
	E 300 BlueTec Hybrid	150	06.12						
	E 300 CDI	150	03.11						
	E 300 CDI	170	11.09						
	E 350	200	11.09						
	E 350	225	09.11						
	E 350 4-matic	200	11.09						
	E 350 4-matic	225	09.11						
	E 350 BlueTec	155	11.09						
	E 350 BlueTec	185	01.13						
	E 350 BlueTec	190	07.14						
	E 350 BlueTec 4-matic	185	01.13						
	E 350 BlueTec 4-matic	190	07.14						
	E 350 CDI	170	11.09						
	E 350 CDI	195	07.11						
	E 350 CDI 4-matic	170	11.09						
	E 350 CDI 4-matic	195	07.11						
	E 350 CGI	215	11.09						

¹⁾ - sport package/- sport package AMG / - pacchetto sportivo/- pacchetto sport.AMG / - version sport/- version sport AMG / - kit deportivo/- kit deportivo AMG
²⁾ + sports package/+ sports package AMG / + pacchetto sportivo/+ pacchetto sport.AMG / + version sport/+ version sport AMG / + kit deportivo/+ kit deportivo AMG





MERCEDES BENZ E-Klasse (S212) Kombi (09-)

	E 400	245	01.13		13.0470-7259.2	LD7259		24862 16,7 +/WE	ATE
	E 400	245	07.14						
	E 400 4-matic	245	01.13						
	E 400 4-matic	245	07.14						
	E 500	285	11.09						
	E 500 4-matic	300	09.11						

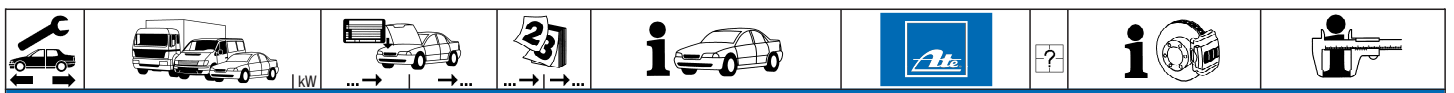
MERCEDES BENZ E-Klasse (C207) Coupe (09-)

	E 200	135	03.13	- Sportpaket / - Sportpaket AMG ¹⁾	13.0470-2732.2	LD2732		24306 20,3 /WE/Zub/S	LUC
	E 200 CGI	135	09.09	- Sportpaket / - Sportpaket AMG ¹⁾					
	E 220 BlueTec	130	05.14	- Sportpaket / - Sportpaket AMG ¹⁾					
	E 220 CDI	120	07.14	- Sportpaket / - Sportpaket AMG ¹⁾					
	E 220 CDI	125	05.09	- Sportpaket / - Sportpaket AMG ¹⁾					
	E 250 CGI	150	05.09	- Sportpaket / - Sportpaket AMG ¹⁾					
	E 200	135	03.13	+ Sportpaket / + Sportpaket AMG ²⁾	13.0470-2734.2	LD2734		24310 19,0 + /WE/S	LUC
	E 200 CGI	135	09.09	+ Sportpaket / + Sportpaket AMG ²⁾					
	E 220 BlueTec	130	05.14	+ Sportpaket / + Sportpaket AMG ²⁾					
	E 220 CDI	120	07.14	+ Sportpaket / + Sportpaket AMG ²⁾					
E 220 CDI	125	05.09	+ Sportpaket / + Sportpaket AMG ²⁾						
E 250	155	03.13							
E 250 CDI	150	05.09							
E 250 CGI	150	05.09	+ Sportpaket / + Sportpaket AMG ²⁾						
E 300 CGI	185	04.11							
E 320	200	07.14							
E 350	225	09.09							
E 350 4-matic BE	225	02.13							
E 350 BlueTec	185	01.13							
E 350 BlueTec	190	05.14							
E 350 CDI	170	05.09							
E 350 CDI	195	04.11							
E 350 CGI	215	05.09							
	E 200	135	03.13		13.0470-7244.2	LD7244		24253 17,8 +/WE	ATE
	E 200 CGI	135	09.09						
	E 220 BlueTec	130	05.14						
	E 220 CDI	120	07.14						
	E 220 CDI	125	05.09						
	E 250	155	03.13						
	E 250 CDI	150	05.09						
	E 250 CGI	150	05.09						
	E 320	200	07.14						
	E 350 4-matic BE	225	02.13						
E 350 BlueTec	185	01.13							
E 350 BlueTec	190	05.14							
E 400	245	03.13							
E 400	245	07.14							
	E 300 CGI	185	04.11		13.0470-7257.2	LD7257	+ GG-Sättel ³⁾	24253 18,0 +/WE	ATE
	E 350	225	09.09		13.0470-7244.2	LD7244	+ ALU-Sättel ⁴⁾	24253 17,8 +/WE	ATE
	E 350 CDI	170	05.09						
	E 350 CDI	195	04.11						
	E 350 CGI	215	05.09						
	E 500	285	05.09						
	E 500	300	06.13						
E 550 CGI	300	09.11							

MERCEDES BENZ E-Klasse (A207) Cabrio (10-)

	E 200	135	03.13	- Sportpaket / - Sportpaket AMG ¹⁾	13.0470-2732.2	LD2732		24306 20,3 /WE/Zub/S	LUC
	E 200 CGI	135	03.10	- Sportpaket / - Sportpaket AMG ¹⁾					
	E 220 BlueTec	130	05.14	- Sportpaket / - Sportpaket AMG ¹⁾					
	E 220 CDI	125	03.10	- Sportpaket / - Sportpaket AMG ¹⁾					
	E 250 CGI	150	03.10	- Sportpaket / - Sportpaket AMG ¹⁾					
	E 200	135	03.13	+ Sportpaket / + Sportpaket AMG ²⁾	13.0470-2734.2	LD2734		24310 19,0 + /WE/S	LUC
E 200 CGI	135	03.10	+ Sportpaket / + Sportpaket AMG ²⁾						
E 220 BlueTec	130	05.14	+ Sportpaket / + Sportpaket AMG ²⁾						
E 220 CDI	125	03.10	+ Sportpaket / + Sportpaket AMG ²⁾						
E 250	155	03.13							
E 250 CDI	150	03.10							
E 250 CGI	150	03.10	+ Sportpaket / + Sportpaket AMG ²⁾						
E 300 CGI	185	03.10							
E 320	200	07.14							
E 350	225	04.11							
E 350 BlueTec	185	01.13							
E 350 BlueTec	190	05.14							
E 350 CDI	170	03.10							
E 350 CDI	195	04.11							
E 350 CGI	215	03.10							
	E 200	135	03.13		13.0470-7244.2	LD7244		24253 17,8 +/WE	ATE
	E 200 CGI	135	03.10						
	E 220 BlueTec	130	05.14						
	E 220 CDI	125	03.10						
	E 250	155	03.13						
	E 250 CDI	150	03.10						
	E 250 CGI	150	03.10						
	E 300 CGI	185	03.10						
	E 320	200	07.14						
	E 350 BlueTec	185	01.13						
E 350 BlueTec	190	05.14							

¹⁾ - sport package/- sport package AMG / - pacchetto sportivo/- pacchetto sport.AMG / - version sport/- version sport AMG / - kit deportivo/- kit deportivo AMG
²⁾ + sports package/+ sports package AMG / + pacchetto sportivo/+ pacchetto sport.AMG / + version sport/+ version sport AMG / + kit deportivo/+ kit deportivo AMG
³⁾ + cast iron caliper / + pinza in ghisa / + étriers en fonte grise / + fundición gris-pinza
⁴⁾ + aluminium calipers / + pinze in alluminio / + étriers en aluminium / + pinzas de aluminio



MERCEDES BENZ E-Klasse (A207) Cabrio (10-)

	E 400	245		07.14		13.0470-7244.2	LD7244		24253 17,8 +/WE	ATE
	E 400	245		03.13						
	E 350	225		04.11		13.0470-7257.2	LD7257	+ GG-Sättel ¹⁾	24253 18,0 +/WE	ATE
	E 350 CDI	170		03.10		13.0470-7244.2	LD7244	+ ALU-Sättel ²⁾	24253 17,8 +/WE	ATE
	E 350 CDI	195		04.11						
	E 350 CGI	215		03.10						
	E 500	285		03.10						
	E 500	300		06.13						
E 550 CGI	300		09.11							

MERCEDES BENZ GL-Klasse (X164) (06-12)

	GL 320 CDI 4-matic			03.06	06.12	13.0470-7219.2	LD7219		23923 17,6 +/WE	ATE
	GL 350 BT 4-matic			05.09	06.12					
	GL 350 CDI 4-matic			05.09	06.12					
	GL 420 CDI 4-matic			03.06	06.12					
	GL 450 4-matic			03.06	06.12					
	GL 450 CDI 4-matic			05.09	06.12					
	GL 500 4-matic			03.06	06.12					

MERCEDES BENZ GL-Klasse (X166) (12-)

	GL 350 BT 4-matic	190		07.12		13.0470-7282.2	LD7282	- AMG Sportpaket ³⁾	25192 21,3 +/WK	ATE
--	-------------------	-----	--	-------	--	----------------	--------	--------------------------------	-----------------	-----

MERCEDES BENZ GLK-Klasse (X204) (08-)

	GLK 200	135		08.13		13.0470-3852.2	LD3852		24867 20,7 +/WE/Zub/SBOS	
	GLK 200 CDI	105		07.10						
	GLK 220 BT 4-matic			03.12						
	GLK 220 CDI			04.09						
	GLK 220 CDI 4-matic			04.09						
	GLK 250	155		08.13						
	GLK 250 4-matic	155		08.13						
	GLK 250 BT 4-matic			03.12						
	GLK 250 CDI 4-matic	150		09.08						
	GLK 280 4-matic	170		09.08						
	GLK 300 4-matic	170		04.09						
	GLK 320 CDI 4-matic	165		09.08						
	GLK 350	200		09.08						
	GLK 350 4-matic	200		09.08						
	GLK 350 4-matic	225		09.08						
	GLK 350 CDI 4-matic	165		04.09						
	GLK 350 CDI 4-matic	170		02.10						
GLK 350 CDI 4-matic	195		07.12							
	GLK 200	135		08.13		13.0470-7257.2	LD7257		24253 18,0 +/WE	ATE
	GLK 200 CDI	105		07.10						
	GLK 220 BT 4-matic			03.12						
	GLK 220 CDI			04.09						
	GLK 220 CDI 4-matic			04.09						
	GLK 250	155		08.13						
	GLK 250 4-matic	155		08.13						
	GLK 250 BT 4-matic			03.12						
	GLK 250 CDI 4-matic	150		09.08						
	GLK 280 4-matic	170		09.08						
	GLK 300 4-matic	170		04.09						
	GLK 320 CDI 4-matic	165		09.08						
	GLK 350	200		09.08						
	GLK 350 4-matic	200		09.08						
	GLK 350 4-matic	225		09.08						
	GLK 350 CDI 4-matic	165		04.09						
	GLK 350 CDI 4-matic	170		02.10						
GLK 350 CDI 4-matic	195		07.12							

MERCEDES BENZ M-Klasse (W163) (98-05)

	ML 270 CDI	A289560		06.05		13.0470-4984.2	LD4984		23271 17,4 +/WE(1,8)	BRE
	ML 270 CDI	X754620		06.05						
	ML 320	A289560		08.02						
	ML 320	X754620		08.02						
	ML 350			09.02	06.05					
	ML 270 CDI	A289560		06.05		13.0470-4977.2	LD4977		23157 15,8 /WE/Zub	BRE
	ML 270 CDI	X754620		06.05						
	ML 320	A289560		08.02						
	ML 320	X754620		08.02						
	ML 350			09.02	06.05					
	ML 400 CDI			07.01	06.05					
	ML 430	A145273		06.05						
	ML 430	X707756		06.05						
	ML 500			07.01	06.05					
	ML 55 AMG			09.99	06.05					

MERCEDES BENZ M-Klasse (W164) (05-11)

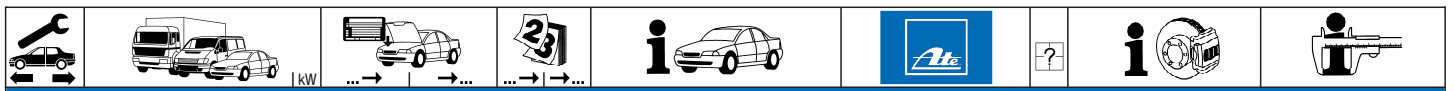
	ML 280 CDI			07.05	05.11	13.0470-7220.2	LD7220		23922 21,0 +/WE	ATE
	ML 300			05.09	05.11					
	ML 300 CDI 4-matic			07.09	05.11					
	ML 320 CDI			07.05	05.11					
	ML 350			07.05	05.11					
	ML 350 BT 4-matic			05.09	05.11					
	ML 350 CDI 4-matic			07.09	05.11					

¹⁾ + cast iron caliper / + pinza in ghisa / + étriers en fonte grise / + fundición gris-pinza

²⁾ + aluminium calipers / + pinze in alluminio / + étriers en aluminium / + pinzas de aluminio

³⁾ - AMG sports package / - kit sportivo AMG / - version sport AMG / - paquete deportivo AMG





MERCEDES BENZ M-Klasse (W164) (05-11)															
	ML 280 CDI			07.05	05.11	13.0470-7219.2	LD7219		23923 17,6 +/WE	ATE					
	ML 300			05.09	05.11										
	ML 300 CDI 4-matic			07.09	05.11										
	ML 320 CDI			07.05	05.11										
	ML 350			07.05	05.11										
	ML 350 BT 4-matic			05.09	05.11										
	ML 350 CDI 4-matic			07.09	05.11										
	ML 420 CDI 4-matic			04.06	05.11										
	ML 450 CDI 4-matic			09.09	05.11										
	ML 450 Hybrid 4-matic			08.09	05.11										
ML 500			07.05	05.11											
MERCEDES BENZ M-Klasse/GLE-Klasse (W166) (11-)															
	GLE 250 d	150		04.15		13.0470-7282.2	LD7282		25192 21,3 +/WK	ATE					
	GLE 250 d 4-matic	150		04.15											
	GLE 350 d 4-matic	190		04.15											
	ML 250 CDI BT 4-matic	150		06.11											
	ML 300 4-matic	185		04.14											
	ML 350 BT 4-matic	190		06.11											
	ML 350 CDI 4-matic	170		06.11											
	ML 400 Hybrid 4-matic			02.12											
	ML 350 BE 4-matic	225		06.11											
								- AMG Sportpaket 1)	25192 21,3 +/WK	ATE					
MERCEDES BENZ R-Klasse (W251,V251) (06-12)															
	R 280			01.07	10.12	13.0470-7220.2	LD7220		23922 21,0 +/WE	ATE					
	R 280 CDI 4-matic			11.05	10.12										
	R 300			07.09	10.12										
	R 300 CDI			07.09	10.12										
	R 300 CDI 4-matic			07.09	10.12										
	R 320 CDI 4-matic			11.05	10.12										
	R 350			11.05	10.12										
	R 350 BT 4-matic			05.09	10.12										
	R 350 CDI 4-matic			05.09	10.12										
	R 280			01.07	10.12	13.0470-7219.2	LD7219	+ 18" Rad 2)	23923 17,6 +/WE	ATE					
	R 280 CDI 4-matic			11.05	10.12										
	R 300			07.09	10.12										
	R 300 CDI			07.09	10.12										
	R 300 CDI 4-matic			07.09	10.12										
	R 320 CDI 4-matic			11.05	10.12										
	R 350			11.05	10.12										
	R 350 BT 4-matic			05.09	10.12										
	R 350 CDI 4-matic			05.09	10.12										
	R 500 4-matic			11.05	10.12										
R 280 CDI			05.06	10.12	13.0470-7219.2	LD7219		23923 17,6 +/WE	ATE						
R 350 4-matic			01.06	10.12											
MERCEDES BENZ S-Klasse (W140) (93-98)															
	S 280 / 300 SE 2.8			07.93	10.98	13.0470-4047.2	LD4047		21305 15,7 /WE	ATE					
	S 300 TD			04.96	10.98										
	S 320			07.93	10.98										
	S 350 TD			07.93	06.96										
	S 420			07.93	10.98										
	S 420 C			04.94	05.96										
	S 500			07.93	10.98										
	S 500 C			07.93	05.96										
	S 600			07.93	10.98										
	S 600 C			07.93	05.96										
MERCEDES BENZ S-Klasse (W220) (98-06)															
	S 280			11.98	08.02	13.0470-4984.2	LD4984		23271 17,4 +/WE(1,8)	BRE					
	S 320			11.98	08.02										
	S 320 CDI	145		08.99	08.02										
	S 280			09.02	03.06						13.0470-4990.2	LD4990		23745 17,4 +/WE(1,8/7)	BRE
	S 320			09.02	03.06						13.0470-4984.2	LD4984		23271 17,4 +/WE(1,8)	BRE
	S 320 CDI	145		09.02	03.06										
	S 320 CDI	150		09.02	03.06										
	S 350			09.02	03.06										
	S 370			08.04	03.06										
	S 400 CDI			09.02	03.06						13.0470-4990.2	LD4990		23745 17,4 +/WE(1,8/7)	BRE
S 430			09.02	03.06	13.0470-4984.2	LD4984		23271 17,4 +/WE(1,8)	BRE						
	S 320 CDI	150		09.02	03.06	13.0470-7171.2	LD7171		23334 16,7 +/WE	ATE					
	S 350			09.02	03.06										
	S 350 4-matic			06.03	03.06										
	S 400 CDI			10.02	03.06										
	S 430			10.02	03.06										
	S 430 4-matic			09.02	03.06										
	S 500			10.02	03.06						- gepanzerte Fahrzeuge 3)				
	S 500 4-matic			09.02	03.06										
	S 600			08.99	03.06						- gepanzerte Fahrzeuge 3)				
	S 500			11.98	03.06						+ gepanzerte Fahrzeuge 4)	13.0470-4047.2	LD4047	21305 15,7 /WE	ATE
S 600			08.99	03.06	+ gepanzerte Fahrzeuge 4)										

1) - AMG sports package / - kit sportivo AMG / - version sport AMG / - paquete deportivo AMG

2) + 18" wheel / + ruota 18" / + roue 18" / + rueda 18"

3) - armoured vehicles / - veicoli blindati / - véhicule blindé / - vehiculo blindado

4) + armoured vehicles / + veicoli blindati / + véhicule blindé / + vehiculo blindado



MERCEDES BENZ S-Klasse (W221) (06-13)											
	S 280 / S 300	170		04.06	05.13		13.0470-7171.2	LD7171		23334 16,7 +/WE	ATE
	S 320 CDI	155	A 289058	12.05							
	S 320 CDI / S 350 CDI	173	A 289058	12.05							
	S 320 CDI 4-matic	155	A 289058	12.05							
	S 320 CDI 4-matic	173	A 289058	05.06							
	S 350	200	A 289058	12.05							
	S 350 4-matic	200	A 289058	02.07							
	S 350 BlueTec	190		04.11	05.13	- Sportpaket AMG ¹⁾					
	S 350 BlueTec 4-matic	190		04.11	05.13	- Sportpaket AMG ¹⁾					
	S 350 CGI	225		04.11	05.13	- Sportpaket AMG ¹⁾					
	S 350 CGI 4-matic	225		04.11	05.13	- Sportpaket AMG ¹⁾					
	S 400 Hybrid	205	A 289058	06.09							
	S 420 CDI / S 450 CDI	235		04.06	05.13						
	S 450	250	A 289058	04.06							
S 450 4-matic	250	A 289058	04.06								
S 500	285	A 289058	12.05								
S 500 4-matic	285	A 289058	04.06								

MERCEDES BENZ SL-Klasse (R129) (93-01)											
	SL 280	150	F 187941	08.93			13.0470-4984.2	LD4984	+ ESP	23271 17,4 +/WE(1,8)	BRE
	SL 320	165	F 187941	05.98							
	SL 320	170	F 187941	08.93							
	SL 280	150	F 187942		09.01		13.0470-4984.2	LD4984		23271 17,4 +/WE(1,8)	BRE
	SL 320	165	F 187942		09.01						
	SL 320	170	F 187942		09.01						
	SL 280	142	F 125157	08.93			13.0470-3805.2	LD3805		21197 15,0 /WE	ATE
	SL 320	170	F 125157	08.93							
	SL 280	142	F 125158		09.01		13.0470-4047.2	LD4047		21305 15,7 /WE	ATE
SL 280	150		08.93	09.01							
SL 320	165		05.98	09.01							
SL 320	170	F 125158		09.01							

MERCEDES BENZ SL-Klasse (R230) (01-11)											
	SL 280	170		11.07	11.11	- Sportpaket ²⁾	13.0470-4990.2	LD4990		23745 17,4 +/WE(1,8/7)	BRE
	SL 300	170		04.09	11.11	- Sportpaket ²⁾					
	SL 350	180		02.03	11.11						
	SL 350	200		03.06	11.11	- Sportpaket ²⁾					
	SL 280	170		11.07	11.11		13.0470-7171.2	LD7171		23334 16,7 +/WE	ATE
	SL 300	170		04.09	11.11						
	SL 350	180		02.03	11.11						
	SL 350	200		03.06	11.11						
	SL 350	232		04.08	11.11						
	SL 500	225		09.01	11.11						
	SL 500	285		03.06	11.11						

MERCEDES BENZ SLK-Klasse (R170) (96-04)											
	SLK 200	100		09.96	03.04		13.0470-7086.2	LD7086		21664 19,8 +/WE	ATE
	SLK 200 Kompressor	120		03.00	03.04						
	SLK 200 Kompressor	141		09.96	03.04						
	SLK 230 Kompressor	142		09.96	03.04						
	SLK 230 Kompressor	145		03.00	03.04						
	SLK 320	160		04.00	03.04		13.0470-7087.2	LD7087		21670 19,4 +/WE	ATE
	SLK 200	100	F017687	09.96			13.0470-3805.2	LD3805		21197 15,0 /WE	ATE
	SLK 200 Kompressor	141	F017687	09.96							
	SLK 230 Kompressor	142	F017687	09.96							
	SLK 200	100	F017688		03.04		13.0470-4064.2	LD4064		21919 15,3 /Zub	ATE
	SLK 200 Kompressor	120		03.00	03.04						
	SLK 200 Kompressor	141	F017688		03.04						
SLK 230 Kompressor	142	F017688		03.04							
SLK 230 Kompressor	145		03.00	03.04							
SLK 320	160		04.00	03.04							


MERCEDES BENZ SLK-Klasse (R171) (04-11)											
	SLK 200 Kompressor	120		03.04	01.11	- Sportpaket ²⁾	13.0470-2726.2	LD2726		23144 19,8 +/WE/Zub/S	LUC
	SLK 200 Kompressor	135		01.08	01.11	- Sportpaket ²⁾	13.0470-2727.2	LD2727		23144 19,8 +/WE/Zub/S	LUC
	SLK 280	170		04.05	01.11	- Sportpaket ²⁾					
	SLK 300	170		03.09	01.11	- Sportpaket ²⁾					
	SLK 350	200	F 117328	03.04			13.0470-4990.2	LD4990		23745 17,4 +/WE(1,8/7)	BRE
	SLK 200 Kompressor	120		03.04	01.11	+ Sportpaket ³⁾	13.0470-4994.2	LD4994		23945 16,5 /WE	BRE
	SLK 200 Kompressor	135		01.08	01.11	+ Sportpaket ³⁾					
	SLK 280	170		04.05	01.11	+ Sportpaket ³⁾					
	SLK 300	170		03.09	01.11	+ Sportpaket ³⁾					
	SLK 350	200	F 117329		01.11						
	SLK 350	224		01.08	01.11						
	SLK 200 Kompressor	120		03.04	01.11	- Sportpaket ²⁾	13.0470-4064.2	LD4064		21919 15,3 /Zub	ATE
SLK 200 Kompressor	135		01.08	01.11	- Sportpaket ²⁾						
SLK 280	170		04.05	01.11	- Sportpaket ²⁾						
SLK 300	170		03.09	01.11	- Sportpaket ²⁾						
	SLK 200 Kompressor	120		03.04	01.11	+ Sportpaket ³⁾	13.0470-4065.2	LD4065		21899 15,3 /WE/Zub	ATE
	SLK 200 Kompressor	135		01.08	01.11	+ Sportpaket ³⁾					
	SLK 280	170		04.05	01.11	+ Sportpaket ³⁾					
	SLK 300	170		03.09	01.11	+ Sportpaket ³⁾					
	SLK 350	200		03.04	01.11						
	SLK 350	224		01.08	01.11						

¹⁾ - sport package AMG / - pacchetto sportivo AMG / - version sport AMG / - kit deportivo AMG

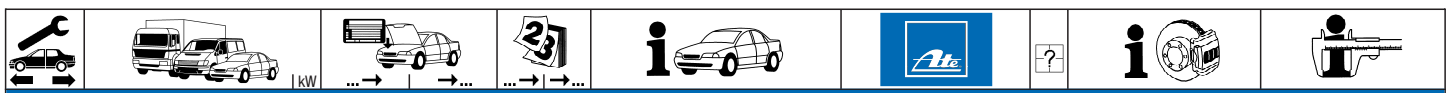
²⁾ - sport package / - pacchetto sportivo / - version sport / - kit deportivo

³⁾ + sports package / + pacchetto sportivo / + version sport / + kit deportivo



        												
MERCEDES BENZ SLK-Klasse (R172) (11-)												
	SLK 200	135		02.11				13.0470-2732.2	LD2732		24306 20,3 /WE/Zub/S	LUC
	SLK 250	150		02.11								
	SLK 250 CDI	150		01.12				13.0470-2734.2	LD2734		24310 19,0 + /WE/S	LUC
	SLK 350	225		02.11								
MERCEDES BENZ Vaneo (BM414) (02-05)												
	1.4	60		06.02	12.05			13.0470-2855.2	LD2855		23138 14,6 /S	LUC
	1.6	60		02.02	12.05							
	1.6	75		02.02	12.05							
	1.7 CDI	55		02.02	12.05							
	1.7 CDI	67		02.02	12.05							
	1.9	92		02.02	12.05							
MG ZT Limousine (01-05)												
	2.5 V6 (190)	140		06.01	12.05	+ Bremsscheibe 325 X 25 ¹⁾		13.0470-7155.2	LD7155		23183 20,3 +/WE	ATE
	4.6 V8 (260X)	191		10.03	12.05	+ Bremsscheibe 325 X 25 ¹⁾						
	1.8 16V (160)	118		06.01	12.05			13.0470-3605.2	LD3605		20180 17,3 +/WE	ATE
	1.8 T 16V (160)	118		01.03	12.05							
	2.0 CDTi	85		06.02	09.03							
	2.0 CDTi	96		11.02	12.05							
	2.5 V6 (180)	130		01.03	12.05							
	2.5 V6 (190)	140		06.01	12.05							
MG ZT-T Kombi (01-05)												
	2.5 V6 (190)	140		10.01	12.05	+ Bremsscheibe 325 X 25 ¹⁾		13.0470-7155.2	LD7155		23183 20,3 +/WE	ATE
	4.6 V8 (260X)	191		10.03	12.05	+ Bremsscheibe 325 X 25 ¹⁾						
	1.8 16V (160)	118		10.01	12.05			13.0470-3605.2	LD3605		20180 17,3 +/WE	ATE
	1.8 T 16V (160)	118		01.03	12.05							
	2.0 CDTi	85		06.02	09.03							
	2.0 CDTi	96		11.02	12.05							
	2.5 V6 (180)	130		01.03	12.05							
	2.5 V6 (190)	140		10.01	12.05							
MINI R50 / R53 (00-06)												
	Cooper	85		06.00	11.06			13.0470-7161.2	LD7161		23281 18,3 +/WE	ATE
	Cooper S			07.02	11.06							
	One	66		06.00	11.06							
	One 1.4			06.00	11.06							
	One D			03.03	11.06							
	Cooper S JCW	155		11.03	02.06			13.0470-2725.2	LD2725		23984 17,8 +/WE/Zub/S	LUC
	Cooper S JCW	155		03.06	11.06			13.0470-2725.2	LD2725		23984 17,8 +/WE/Zub/S	LUC
	Cooper	85		06.00	11.06			13.0470-7162.2	LD7162		23716 15,8 +/WE	ATE
	Cooper S			07.02	11.06							
	Cooper S JCW	155		11.03	11.06							
	One	66		06.00	11.06							
	One 1.4			06.00	11.06							
	One D			03.03	11.06							
MINI R52 Cabrio (04-08)												
	Cooper	85		04.04	08.08			13.0470-7161.2	LD7161		23281 18,3 +/WE	ATE
	Cooper S	125		04.04	08.08							
	One	66		04.04	08.08							
	Cooper S JCW	155		11.03	05.06			13.0470-2725.2	LD2725		23984 17,8 +/WE/Zub/S	LUC
	Cooper S JCW	155		06.06	08.08			13.0470-2725.2	LD2725		23984 17,8 +/WE/Zub/S	LUC
	Cooper	85		04.04	08.08			13.0470-7162.2	LD7162		23716 15,8 +/WE	ATE
	Cooper S	125		04.04	08.08							
	Cooper S JCW	155		11.03	08.08							
	One	66		04.04	08.08							
MINI R55 Clubman (07-14)												
	Cooper			09.07	06.14			13.0470-2710.2	LD2710		23915 17,6 +/WE/Zub/S	LUC
	Cooper D			09.07	06.14							
	Cooper SD	105		02.11	06.14							
	One			03.10	06.14							
	One D	66		03.10	06.14							
	Cooper S			09.07	06.14			13.0470-2725.2	LD2725		23984 17,8 +/WE/Zub/S	LUC
	Cooper			09.07	08.10			13.0470-2714.2	LD2714		24289 16,9 +/WE/Zub/S	LUC
	Cooper D			09.07	08.10							
	Cooper S			09.07	08.10							
	John Cooper Works	155		03.08	08.10							
	One			03.10	08.10							
	One D	66		03.10	08.10							
	Cooper			09.10	06.14			13.0470-2714.2	LD2714		24289 16,9 +/WE/Zub/S	LUC
	Cooper D			09.10	06.14							
	Cooper S			09.10	06.14							
Cooper SD	105		02.11	06.14								
John Cooper Works	155		09.10	06.14								
One			09.10	06.14								
One D	66		09.10	06.14								

¹⁾ + brake disc 325 X 25 / + dischi freno 325 X 25 / + disque de frein 325 X 25 / + disco de freno 325 X 25



MINI R55 Clubvan (12-)

	Cooper	90		12.12		13.0470-2710.2	LD2710		23915 17,6 +/WE/Zub/S LUC
	Cooper D	82		12.12					
	One	72		12.12					
	Cooper	90		12.12		13.0470-2714.2	LD2714		24289 16,9 +/WE/Zub/S LUC
	Cooper D	82		12.12					
	One	72		12.12					

MINI R56 (06-14)

	Cooper	85		03.10	06.14	13.0470-2710.2	LD2710		23915 17,6 +/WE/Zub/S LUC				
	Cooper	88		11.06	06.14								
	Cooper	90		03.10	06.14								
	Cooper D			04.07	06.14								
	Cooper SD			02.11	06.14								
	One	55		03.09	06.14								
	One	70		04.07	06.14								
	One	72		03.10	06.14								
	One D	66		03.10	06.14								
	Cooper S			03.10	06.14								
Cooper S	128		11.06	06.14	13.0470-2725.2	LD2725		23984 17,8 +/WE/Zub/S LUC					
Cooper S	147		01.12	06.14									
Cooper S													
	Cooper	85		03.10	08.10	13.0470-2714.2	LD2714		24289 16,9 +/WE/Zub/S LUC				
	Cooper	88		11.06	08.10								
	Cooper	90		03.10	08.10								
	Cooper D			04.07	08.10								
	Cooper S			03.10	08.10								
	Cooper S	128		11.06	08.10								
	John Cooper Works	155		03.08	08.10								
	John Cooper Works	160		07.07	08.10								
	One	55		03.09	08.10								
	One	70		04.07	08.10								
	One	72		03.10	08.10								
	One D	66		03.10	08.10								
	Cooper	85		09.10	06.14					13.0470-2714.2	LD2714		24289 16,9 +/WE/Zub/S LUC
	Cooper	88		09.10	06.14								
	Cooper	90		09.10	06.14								
Cooper D			09.10	06.14									
Cooper S			09.10	06.14									
Cooper S	128		09.10	06.14									
Cooper S	147		01.12	06.14									
Cooper SD			02.11	06.14									
John Cooper Works	155		09.10	06.14									
John Cooper Works	160		09.10	06.14									
John Cooper Works GP	160		09.12	06.14									
One	55		09.10	06.14									
One	70		09.10	06.14									
One	72		09.10	06.14									
One D	66		09.10	06.14									

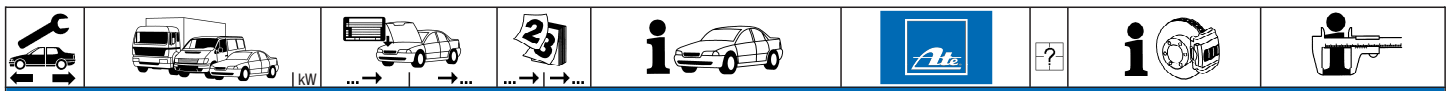
MINI R57 Cabrio (09-14)

	Cooper			01.09	06.14	13.0470-2710.2	LD2710		23915 17,6 +/WE/Zub/S LUC
	Cooper	90		03.10	06.14				
	Cooper D	82		06.10	06.14				
	Cooper SD	105		02.11	06.14				
	One	72		03.10	06.14				
	Cooper S			03.10	06.14	13.0470-2725.2	LD2725		23984 17,8 +/WE/Zub/S LUC
	Cooper S	128		01.09	06.14				
	Cooper			01.09	08.10	13.0470-2714.2	LD2714		24289 16,9 +/WE/Zub/S LUC
	Cooper	90		03.10	08.10				
	Cooper D	82		06.10	08.10				
	Cooper S			03.10	08.10				
	Cooper S	128		01.09	08.10				
	John Cooper Works	155		03.09	08.10				
	One	72		03.10	08.10				
	Cooper			09.10	06.14	13.0470-2714.2	LD2714		24289 16,9 +/WE/Zub/S LUC
	Cooper	90		09.10	06.14				
	Cooper D	82		09.10	06.14				
	Cooper S			09.10	06.14				
	Cooper S	128		09.10	06.14				
	Cooper SD	105		02.11	06.14				
	John Cooper Works	155		09.10	06.14				
	One	72		09.10	06.14				

MINI R58 Coupe (11-)

	Cooper			10.11		13.0470-2710.2	LD2710		23915 17,6 +/WE/Zub/S LUC
	Cooper SD			10.11					
	Cooper S			10.11		13.0470-2725.2	LD2725		23984 17,8 +/WE/Zub/S LUC
	Cooper			10.11					
	Cooper S JCW	155		10.11					
	Cooper SD			10.11		13.0470-2714.2	LD2714		24289 16,9 +/WE/Zub/S LUC
	Cooper S			10.11					



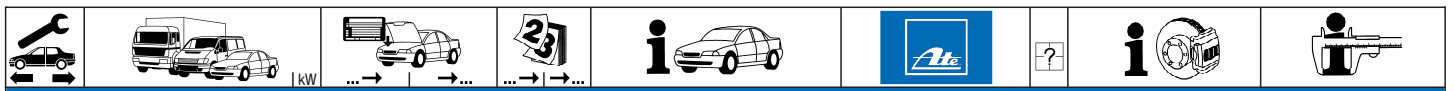


MINI R59 Roadster (12-)										
	Cooper			02.12			13.0470-2710.2	LD2710		23915 17,6 +/WE/Zub/S LUC
	Cooper SD			02.12						
	Cooper S			02.12			13.0470-2725.2	LD2725		23984 17,8 +/WE/Zub/S LUC
	Cooper			02.12			13.0470-2714.2	LD2714		24289 16,9 +/WE/Zub/S LUC
	Cooper S JCW	155		02.12						
	Cooper SD			02.12						
MINI R60 Countryman (10-)										
	Cooper	90		09.10			13.0470-2725.2	LD2725		23984 17,8 +/WE/Zub/S LUC
	Cooper All4	90		11.14						
	Cooper D	82		09.10						
	Cooper S			09.10						
	Cooper S	147		02.12						
	Cooper S All4			09.10						
	Cooper S JCW	160		09.12						
	Cooper SD	105		02.11						
	Cooper SD All4			02.11						
	Cooper D All4	82		09.10						
	One	72		09.10						
	One D	66		09.10						
	Cooper	90		09.10			13.0470-2713.2	LD2713		23623 17,4 +/WE/Zub/S LUC
	Cooper All4	90		11.14						
	Cooper D	82		09.10						
	Cooper S			09.10						
	Cooper S	147		02.12						
	Cooper S All4			09.10						
	Cooper S JCW	160		09.12						
	Cooper SD	105		02.11						
	Cooper SD All4			02.11						
	Cooper D All4	82		09.10						
	One	72		09.10						
	One D	66		09.10						
MINI R61 Paceman (12-)										
	Cooper	90		11.12			13.0470-2725.2	LD2725		23984 17,8 +/WE/Zub/S LUC
	Cooper All4	90		07.14						
	Cooper D	82		11.12						
	Cooper D All4	82		11.12						
	Cooper S	135		11.12						
	Cooper S All4	135		11.12						
	Cooper S JCW	160		11.12						
	Cooper SD	105		11.12						
	Cooper SD All4	105		11.12						
	Cooper	90		11.12			13.0470-2713.2	LD2713		23623 17,4 +/WE/Zub/S LUC
	Cooper All4	90		07.14						
	Cooper D	82		11.12						
	Cooper D All4	82		11.12						
	Cooper S	135		11.12						
	Cooper S All4	135		11.12						
	Cooper S JCW	160		11.12						
	Cooper SD	105		11.12						
	Cooper SD All4	105		11.12						
NISSAN NOTE (E11E) (06-13)										
	1.4	65		03.06	05.13		13.0470-2709.2	LD2709		23973 17,4 /Zub/S LUC
	1.5 dCi	50		03.06	05.13					
	1.5 dCi	63		03.06	05.13					
	1.5 dCi	66		09.10	05.13					
	1.5 dCi	76		07.08	05.13					
	1.6	81		03.06	05.13					
NISSAN PRIMERA (P12E) Limousine (02-08)										
	1.6	78		03.02	10.08		13.0470-7137.2	LD7137		23482 15,8 + ATE
	1.6	80		03.02	04.06					
	1.8	85		03.02	10.08					
	1.9 dCi	88		04.03	10.07					
	2.0	103		03.02	10.08					
	2.2 dCi	102		04.03	10.07					
	2.2 Di	93		03.02	04.03					
2.5	125		03.02	04.06						
NISSAN PRIMERA (W12) Kombi (02-08)										
	1.6	78		03.02	10.08		13.0470-7137.2	LD7137		23482 15,8 + ATE
	1.6	80		03.02	04.06					
	1.8	85		03.02	10.08					
	1.9 dCi	88		04.03	10.07					
	2.0	103		03.02	10.08					
	2.2 dCi	102		04.03	10.07					
	2.2 Di	93		03.02	04.03					
2.5	125		03.02	04.06						

NISSAN QASHQAI / QASHQAI +2 (J10, JJ10) (07-14)		NISSAN X-TRAIL (T31) (07-14)		OPEL ADAM / Vauxhall Adam (13-)		OPEL AMPERA / Vauxhall Ampera (11-)		OPEL ASTRA G / Vauxhall Astra MKIV (98-04)	
	1.5 dCi	76	07.08	01.14	13.0470-5752.2	LD5752	kurze Ausführung ¹⁾	24632	17,0
	1.5 dCi	78	02.07	01.14					
	1.5 dCi	81	11.10	01.14					
	1.6 dCi	96	10.11	01.14					
	1.6 dCi Allrad	96	10.11	01.14					
	1.6 i 16V	84	02.07	01.14					
	1.6 i 16V	86	11.10	01.14					
	2.0 dCi	110	02.07	01.14					
	2.0 dCi Allrad	110	02.07	01.14					
	2.0 i 16V	103	02.07	01.14					
	2.0 i 16V	104	11.10	01.14					
	2.0 i 16V Allrad	103	02.07	01.14					
	2.0 i 16V Allrad	104	11.10	01.14					
	2.0	103	06.08	05.14	13.0470-5752.2	LD5752		24632	17,0
	2.0	104	06.07	05.14					
	2.0 4x4	101	06.07	05.14					
	2.0 dCi	110	06.07	05.14					
	2.0 dCi	127	06.07	05.14					
	2.0 dCi 4x4	130	10.09	05.14					
	2.0 dCi FWD	110	06.07	05.14					
	2.0 FWD	103	06.08	05.14					
	2.0 FWD	104	03.07	05.14					
	2.5	124	06.07	05.14					
	2.5 4x4	122	01.12	05.14					
	1.0	50	07.13		13.0470-3839.2	LD3839	+ Bremsscheibendurchm. 257 mm	23982	18,1 +WK/Zub/SBOS
	1.0 ECOTEC DIT	66	07.14				+ Bremsscheibendurchm. 257 mm		
	1.0 ECOTEC DIT	85	07.14				+ Bremsscheibendurchm. 257 mm		
	1.2	69	07.13				+ Bremsscheibendurchm. 257 mm		
	1.2 ecoFLEX	51	01.13				+ Bremsscheibendurchm. 257 mm		
	1.4 ecoFLEX	64	01.13				+ Bremsscheibendurchm. 257 mm		
	1.4 ecoFLEX	74	01.13				+ Bremsscheibendurchm. 257 mm		
	1.4 LPG	64	07.13				+ Bremsscheibendurchm. 257 mm		
	1.4 T ecoFlex	110	11.14				+ Bremsscheibendurchm. 257 mm		
	1.0	50	07.13		13.0470-7179.2	LD7179	+ Bremsscheibendurchm. 308 mm	23832	20,2 +WK ATE
	1.0 ECOTEC DIT	66	07.14				+ Bremsscheibendurchm. 308 mm		
	1.0 ECOTEC DIT	85	07.14				+ Bremsscheibendurchm. 308 mm		
	1.2	69	07.13				+ Bremsscheibendurchm. 308 mm		
	1.2 ecoFLEX	51	01.13				+ Bremsscheibendurchm. 308 mm		
	1.4 ecoFLEX	64	01.13				+ Bremsscheibendurchm. 308 mm		
	1.4 ecoFLEX	74	01.13				+ Bremsscheibendurchm. 308 mm		
	1.4 LPG	64	07.13				+ Bremsscheibendurchm. 308 mm		
	1.4 T ecoFlex	110	11.14				+ Bremsscheibendurchm. 308 mm		
	EV 150	111	11.11		13.0470-7264.2	LD7264	elektrische Feststellbremse ²⁾	25096	17,0 +WK/Zub ATE
	1.2 16V		04.98	12.04	13.0470-7115.2	LD7115		23063	17,5 +WK ATE
	1.4 16V		04.98	12.04					
	1.6		04.98	12.04					
	1.6 16V		04.98	12.04					
	1.6 16V Cabrio		03.01	12.04					
	1.7 CDTI		04.03	12.04					
	1.7 DTI		02.00	12.04					
	1.7 TD		04.98	08.00					
	1.8 16V		04.98	12.04			- ABS		
	1.8 16V Cabrio		03.01	12.04			- ABS		
	1.8 16V Caravan		04.98	12.04			- ABS		
	2.0 DI		04.98	12.04			- ABS		
	1.6 CNG		03.03	12.04	13.0470-7116.2	LD7116		23057	20,2 +WE ATE
	1.8 16V		04.98	12.04			+ ABS		
	1.8 16V Cabrio		03.01	12.04			+ ABS		
	1.8 16V Caravan		04.98	12.04			+ ABS		
	1.8 16V Coupe		03.00	12.04					
	2.0 16V		04.98	12.04					
	2.0 DI		04.98	12.04			+ ABS		
	2.0 DTI 16V		08.99	12.04					
	2.2 16V		09.00	12.04					
	2.2 16V Cabrio		03.01	12.04					
	2.2 16V Coupe		09.00	12.04					
	2.2 DTI 16V		09.02	12.04					
	2.2 DTI 16V Cabrio		09.02	12.04					
	2.2 DTI 16V Coupe		09.02	12.04					
	1.2 16V		04.98	12.04	13.0470-2868.2	LD2868		23417	15,3 +WK/Zub/SLUC
	1.4 16V		04.98	12.04					
	1.6		04.98	12.04					
	1.6 16V		04.98	12.04					
	1.6 16V Cabrio		03.01	12.04					
	1.6 16V Caravan		04.98	12.04					
	1.6 CNG		03.03	07.04					
	1.7 CDTI		04.03	12.04					

¹⁾ short version / versione corto / version court / versión corta

²⁾ electric parking brake / fr.di stazionamento elettrico / frein à main électrique / freno de mano eléctrico



OPEL ASTRA G / Vauxhall Astra MKIV (98-04)

	1.7 DTI		02.00	12.04		13.0470-2868.2	LD2868		23417 15,3 +WK/Zub/S LUC
	1.7 TD		04.98	08.00					
	1.8 16V		04.98	12.04					
	1.8 16V Cabrio		03.01	12.04					
	1.8 16V Coupe		03.00	12.04					
	2.0 16V		04.98	12.04					
	2.0 16V OPC		10.99	12.04					
	2.0 16V OPC Cabrio		03.02	12.04					
	2.0 DI		04.98	12.04					
	2.0 DTI 16V		08.99	12.04					
	2.0 Turbo		03.00	12.04					
	2.2 16V		09.00	12.04					
	2.2 16V Cabrio		03.01	12.04					
	2.2 16V Coupe		09.00	12.04					
	2.2 DTI 16V		09.02	12.04					
	2.2 DTI 16V Cabrio		09.02	12.04					
	2.2 DTI 16V Coupe		09.02	12.04					

OPEL ASTRA H / GTC / Vauxhall Astra Mk V (04-10)

	1.2		08.05	11.10		13.0470-7179.2	LD7179		23832 20,2 +WK ATE
	1.3 CDTI	66	08.05	11.10					
	1.4		01.04	11.10					
	1.6	77	01.04	11.10					
	1.6	85	01.07	11.10					
	1.6 Turbo	132	01.07	11.10					
	1.7 CDTI	59	01.04	11.10					
	1.7 CDTI	74	01.04	11.10					
	1.7 CDTI	81	04.07	11.10					
	1.7 CDTI	92	04.07	11.10					
	1.8	92	01.04	11.10					
	1.8	103	01.06	11.10					
	1.9 CDTI	74	09.05	11.10					
	1.9 CDTI	88	09.04	11.10					
	1.9 CDTI	110	09.04	11.10					
	2.0 Turbo	125	01.04	11.10					
	2.0 Turbo	147	09.04	11.10					
	2.0 Turbo OPC	177	03.05	11.10		13.0470-7172.2	LD7172	f. Bremsattel m.Kunststoffkolben ¹⁾	23402 20,1 +/WE ATE

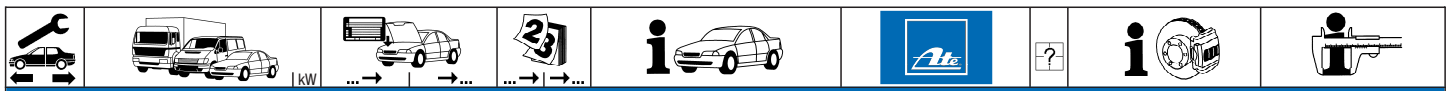
	1.2		08.05	11.10		13.0470-2868.2	LD2868		23417 15,3 +WK/Zub/S LUC
	1.3 CDTI	66	08.05	11.10					
	1.4		01.04	11.10					
	1.6	77	01.04	11.10					
	1.6	85	01.07	11.10					
	1.6 Turbo	132	01.07	11.10					
	1.7 CDTI	59	01.04	11.10					
	1.7 CDTI	74	01.04	11.10					
	1.7 CDTI	81	04.07	11.10					
	1.7 CDTI	92	04.07	11.10					
	1.8	92	01.04	11.10					
	1.8	103	01.06	11.10					
	1.9 CDTI	74	09.05	11.10					
	1.9 CDTI	88	09.04	11.10					
	1.9 CDTI	110	09.04	11.10					
	2.0 Turbo	125	01.04	11.10					
	2.0 Turbo	147	09.04	11.10					
	2.0 Turbo OPC	177	03.05	11.10					

OPEL ASTRA H Caravan/Vau. Astra MKV Estate (04-10)

	1.2	59	08.05	11.10		13.0470-7179.2	LD7179		23832 20,2 +WK ATE
	1.3 CDTI	66	08.05	11.10					
	1.4		08.04	11.10					
	1.6	77	08.04	11.10					
	1.6	85	01.07	11.10					
	1.6 LPG	85	08.09	11.10					
	1.6 Turbo	132	01.07	11.10					
	1.7 CDTI	59	08.04	11.10					
	1.7 CDTI	74	08.04	11.10					
	1.7 CDTI	81	04.07	11.10					
	1.7 CDTI	92	04.07	11.10					
	1.7 TD	79	08.04	11.10					
	1.8	92	09.04	11.10					
	1.8	103	08.05	11.10					
	1.9 CDTI	74	09.05	11.10					
	1.9 CDTI	88	08.04	11.10					
	1.9 CDTI	110	09.04	11.10					
	2.0 Turbo	125	08.04	11.10					
	2.0 Turbo	147	09.04	11.10					

	1.2	59	08.05	11.10		13.0470-2868.2	LD2868		23417 15,3 +WK/Zub/S LUC
	1.3 CDTI	66	08.05	11.10					
	1.4		08.04	11.10					
	1.6	77	08.04	11.10					
	1.6	85	01.07	11.10					
	1.6 LPG	85	08.09	11.10					
	1.6 Turbo	132	01.07	11.10					
	1.7 CDTI	59	08.04	11.10					
	1.7 CDTI	74	08.04	11.10					
	1.7 CDTI	81	04.07	11.10					
	1.7 CDTI	92	04.07	11.10					

¹⁾ for br.caliper +plastic piston / per pinza fr. +pistone plastica / pour étrier fr. +piston plastique / para pinza fr. + pistón plástico



OPEL ASTRA H Caravan/Vau. Astra MKV Estate (04-10)

	1.7 TD	79	08.04	11.10	13.0470-2868.2	LD2868		23417 15,3 +WK/Zub/S LUC
	1.8	92	09.04	11.10				
	1.8	103	08.05	11.10				
	1.9 CDTI	74	09.05	11.10				
	1.9 CDTI	88	08.04	11.10				
	1.9 CDTI	110	09.04	11.10				
	2.0 Turbo	125	08.04	11.10				
2.0 Turbo	147	09.04	11.10					

OPEL ASTRA H TwinTop (06-10)

	1.6	77	03.06	11.10	13.0470-7179.2	LD7179		23832 20,2 +WK ATE
	1.6	85	12.06	11.10				
	1.6 Turbo	132	02.07	11.10				
	1.8		03.06	11.10				
	1.9 CDTI	110	03.06	11.10				
	2.0 Turbo	125	03.06	11.10				
	2.0 Turbo	147	03.06	11.10				
	1.6	77	03.06	11.10	13.0470-2868.2	LD2868		23417 15,3 +WK/Zub/S LUC
	1.6	85	12.06	11.10				
	1.6 Turbo	132	02.07	11.10				
	1.8		03.06	11.10				
	1.9 CDTI	110	03.06	11.10				
	2.0 Turbo	125	03.06	11.10				
	2.0 Turbo	147	03.06	11.10				

OPEL ASTRA J / GTC / Vauxhall Astra MK VI (09-)

	1.3 CDTI ECOTEC	70	12.09	+ Bremsscheibendurchm. 276 mm ¹⁾	13.0470-7262.2	LD7262		25031 19,1 +WK/Zub ATE					
	1.4 ecoFLEX	64	12.09	+ Bremsscheibendurchm. 276 mm ¹⁾									
	1.4 ecoFLEX	74	12.09	+ Bremsscheibendurchm. 276 mm ¹⁾									
	1.4 LPG Turbo ecoFLEX	103	01.12	+ Bremsscheibendurchm. 276 mm ¹⁾									
	1.4 Turbo ECOTEC	88	11.10	+ Bremsscheibendurchm. 276 mm ¹⁾									
	1.4 Turbo ECOTEC	103	12.09	+ Bremsscheibendurchm. 276 mm ¹⁾									
	1.6 CDTI	81	02.14	+ Bremsscheibendurchm. 276 mm ¹⁾									
	1.6 CDTi	100	01.14	+ Bremsscheibendurchm. 276 mm ¹⁾									
	1.6 SIDI	125	12.12	+ Bremsscheibendurchm. 276 mm ¹⁾									
	1.6 SIDI	147	07.13	+ Bremsscheibendurchm. 276 mm ¹⁾									
	1.6 Turbo ECOTEC	85	12.09	+ Bremsscheibendurchm. 276 mm ¹⁾									
	1.6 Turbo ECOTEC	132	12.09	+ Bremsscheibendurchm. 276 mm ¹⁾									
	1.7 CDTI ECOTEC	81	12.09	+ Bremsscheibendurchm. 276 mm ¹⁾									
	1.7 CDTI ECOTEC	96	12.09	+ Bremsscheibendurchm. 276 mm ¹⁾									
	1.8	103	10.11	+ Bremsscheibendurchm. 276 mm ¹⁾									
	2.0 CDTI Biturbo	143	12.12	+ Bremsscheibendurchm. 276 mm ¹⁾									
	2.0 CDTI ECOTEC		12.09	+ Bremsscheibendurchm. 276 mm ¹⁾									
		1.3 CDTI ECOTEC	70	12.09					+ Bremsscheibendurchm. 300 mm ²⁾	13.0470-7263.2	LD7263		24034 19,1 +WK/Zub ATE
		1.4 ecoFLEX	64	12.09					+ Bremsscheibendurchm. 300 mm ²⁾				
		1.4 ecoFLEX	74	12.09					+ Bremsscheibendurchm. 300 mm ²⁾				
1.4 LPG Turbo ecoFLEX		103	01.12	+ Bremsscheibendurchm. 300 mm ²⁾									
1.4 Turbo ECOTEC		88	11.10	+ Bremsscheibendurchm. 300 mm ²⁾									
1.4 Turbo ECOTEC		103	12.09	+ Bremsscheibendurchm. 300 mm ²⁾									
1.6 CDTI		81	02.14	+ Bremsscheibendurchm. 300 mm ²⁾									
1.6 CDTi		100	01.14	+ Bremsscheibendurchm. 300 mm ²⁾									
1.6 SIDI		125	12.12	+ Bremsscheibendurchm. 300 mm ²⁾									
1.6 SIDI		147	07.13	+ Bremsscheibendurchm. 300 mm ²⁾									
1.6 Turbo ECOTEC		85	12.09	+ Bremsscheibendurchm. 300 mm ²⁾									
1.6 Turbo ECOTEC		132	12.09	+ Bremsscheibendurchm. 300 mm ²⁾									
1.7 CDTI ECOTEC		81	12.09	+ Bremsscheibendurchm. 300 mm ²⁾									
1.7 CDTI ECOTEC		96	12.09	+ Bremsscheibendurchm. 300 mm ²⁾									
1.8		103	10.11	+ Bremsscheibendurchm. 300 mm ²⁾									
2.0 CDTI Biturbo		143	12.12	+ Bremsscheibendurchm. 300 mm ²⁾									
2.0 CDTI ECOTEC			12.09	+ Bremsscheibendurchm. 300 mm ²⁾									
		1.3 CDTI ECOTEC	70	12.09	+ Bremsscheibendurchm. 321 mm ³⁾	13.0470-5612.2	LD5612		24412 19,0 +WK/Zub MAN				
		1.4 ecoFLEX	64	12.09	+ Bremsscheibendurchm. 321 mm ³⁾								
		1.4 ecoFLEX	74	12.09	+ Bremsscheibendurchm. 321 mm ³⁾								
	1.4 LPG Turbo ecoFLEX	103	01.12	+ Bremsscheibendurchm. 321 mm ³⁾									
	1.4 Turbo ECOTEC	88	11.10	+ Bremsscheibendurchm. 321 mm ³⁾									
	1.4 Turbo ECOTEC	103	12.09	+ Bremsscheibendurchm. 321 mm ³⁾									
	1.6 CDTI	81	02.14	+ Bremsscheibendurchm. 321 mm ³⁾									
	1.6 CDTI	100	01.14	+ Bremsscheibendurchm. 321 mm ³⁾									
	1.6 SIDI	125	12.12	+ Bremsscheibendurchm. 321 mm ³⁾									
	1.6 SIDI	147	07.13	+ Bremsscheibendurchm. 321 mm ³⁾									
	1.6 Turbo ECOTEC	85	12.09	+ Bremsscheibendurchm. 321 mm ³⁾									
	1.6 Turbo ECOTEC	132	12.09	+ Bremsscheibendurchm. 321 mm ³⁾									
	1.7 CDTI ECOTEC	81	12.09	+ Bremsscheibendurchm. 321 mm ³⁾									
	1.7 CDTI ECOTEC	96	12.09	+ Bremsscheibendurchm. 321 mm ³⁾									
	1.8	103	10.11	+ Bremsscheibendurchm. 321 mm ³⁾									
	2.0 CDTI Biturbo	143	12.12	+ Bremsscheibendurchm. 321 mm ³⁾									
	2.0 CDTI ECOTEC		12.09	+ Bremsscheibendurchm. 321 mm ³⁾									
		1.3 CDTI ECOTEC	70	12.09						13.0470-7264.2	LD7264		25096 17,0 +WK/Zub ATE
		1.4 ecoFLEX	64	12.09									
		1.4 ecoFLEX	74	12.09									
1.4 LPG Turbo ecoFLEX		103	01.12										
1.4 Turbo ECOTEC		88	11.10										
1.4 Turbo ECOTEC		103	12.09										
1.6 CDTI		81	02.14										
1.6 CDTi	100	01.14											
1.6 SIDI	125	12.12											
1.6 SIDI	147	07.13											

¹⁾ + brake disc diameter 276 mm / + disco fr.diam. 276mm / + disques fr.diam. 276mm / + disco fr.diam. 276mm
²⁾ + brake disc diameter 300mm / + diametro dischi freno 300mm / + diamètre disques frein 300mm / + diametro disco freno 300mm
³⁾ + brake disc diameter 321mm / + diametro dischi freno 321mm / + diamètre disques frein 321mm / + diametro disco freno 321mm





OPEL ASTRA J / GTC / Vauxhall Astra MK VI (09-)

	1.6 Turbo ECOTEC	85	12.09		13.0470-7264.2	LD7264		25096 17,0 +/WK/Zub	ATE
	1.6 Turbo ECOTEC	132	12.09						
	1.7 CDTi ECOTEC	81	12.09						
	1.7 CDTi ECOTEC	96	12.09						
	1.8	103	10.11						
	2.0 CDTi BiTurbo	143	12.12						
	2.0 CDTi ECOTEC		12.09						

OPEL ASTRA J Sports Tourer/Vau.Astra Sports Tourer (10-)

	1.3 CDTi ECOTEC	70	11.10	+ Bremsscheibendurchm. 276 mm ¹⁾	13.0470-7262.2	LD7262		25031 19,1 +/WK/Zub	ATE
	1.4 ecoFLEX	64	11.10	+ Bremsscheibendurchm. 276 mm ¹⁾					
	1.4 ecoFLEX	74	11.10	+ Bremsscheibendurchm. 276 mm ¹⁾					
	1.4 LPG Turbo ecoFLEX	103	01.12	+ Bremsscheibendurchm. 276 mm ¹⁾					
	1.4 Turbo ECOTEC	88	11.10	+ Bremsscheibendurchm. 276 mm ¹⁾					
	1.4 Turbo ECOTEC	103	11.10	+ Bremsscheibendurchm. 276 mm ¹⁾					
	1.6 CDTi	81	02.14	+ Bremsscheibendurchm. 276 mm ¹⁾					
	1.6 CDTi	100	01.14	+ Bremsscheibendurchm. 276 mm ¹⁾					
	1.6 ECOTEC	85	11.10	+ Bremsscheibendurchm. 276 mm ¹⁾					
	1.6 LPG	84	10.12	+ Bremsscheibendurchm. 276 mm ¹⁾					
	1.6 SIDI	125	12.12	+ Bremsscheibendurchm. 276 mm ¹⁾					
	1.6 Turbo ECOTEC	132	11.10	+ Bremsscheibendurchm. 276 mm ¹⁾					
	1.7 CDTi ECOTEC		11.10	+ Bremsscheibendurchm. 276 mm ¹⁾					
	1.7 CDTi ECOTEC	92	11.10	+ Bremsscheibendurchm. 276 mm ¹⁾					
	2.0 CDTi BiTurbo	143	12.12	+ Bremsscheibendurchm. 276 mm ¹⁾					
	2.0 CDTi ECOTEC		11.10	+ Bremsscheibendurchm. 276 mm ¹⁾					
	1.3 CDTi ECOTEC	70	11.10	+ Bremsscheibendurchm. 300 mm ²⁾	13.0470-7263.2	LD7263		24034 19,1 +/WK/Zub	ATE
	1.4 ecoFLEX	64	11.10	+ Bremsscheibendurchm. 300 mm ²⁾					
	1.4 ecoFLEX	74	11.10	+ Bremsscheibendurchm. 300 mm ²⁾					
	1.4 LPG Turbo ecoFLEX	103	01.12	+ Bremsscheibendurchm. 300 mm ²⁾					
	1.4 Turbo ECOTEC	88	11.10	+ Bremsscheibendurchm. 300 mm ²⁾					
	1.4 Turbo ECOTEC	103	11.10	+ Bremsscheibendurchm. 300 mm ²⁾					
	1.6 CDTi	81	02.14	+ Bremsscheibendurchm. 300 mm ²⁾					
	1.6 CDTi	100	01.14	+ Bremsscheibendurchm. 300 mm ²⁾					
	1.6 ECOTEC	85	11.10	+ Bremsscheibendurchm. 300 mm ²⁾					
	1.6 LPG	84	10.12	+ Bremsscheibendurchm. 300 mm ²⁾					
	1.6 SIDI	125	12.12	+ Bremsscheibendurchm. 300 mm ²⁾					
	1.6 Turbo ECOTEC	132	11.10	+ Bremsscheibendurchm. 300 mm ²⁾					
	1.7 CDTi ECOTEC		11.10	+ Bremsscheibendurchm. 300 mm ²⁾					
	1.7 CDTi ECOTEC	92	11.10	+ Bremsscheibendurchm. 300 mm ²⁾					
	2.0 CDTi BiTurbo	143	12.12	+ Bremsscheibendurchm. 300 mm ²⁾					
	2.0 CDTi ECOTEC		11.10	+ Bremsscheibendurchm. 300 mm ²⁾					
	1.3 CDTi ECOTEC	70	11.10	+ Bremsscheibendurchm. 321 mm ³⁾	13.0470-5612.2	LD5612		24412 19,0 +/WK/Zub	MAN
	1.4 ecoFLEX	64	11.10	+ Bremsscheibendurchm. 321 mm ³⁾					
	1.4 ecoFLEX	74	11.10	+ Bremsscheibendurchm. 321 mm ³⁾					
	1.4 LPG Turbo ecoFLEX	103	01.12	+ Bremsscheibendurchm. 321 mm ³⁾					
	1.4 Turbo ECOTEC	88	11.10	+ Bremsscheibendurchm. 321 mm ³⁾					
	1.4 Turbo ECOTEC	103	11.10	+ Bremsscheibendurchm. 321 mm ³⁾					
	1.6 CDTi	81	02.14	+ Bremsscheibendurchm. 321 mm ³⁾					
	1.6 CDTi	100	01.14	+ Bremsscheibendurchm. 321 mm ³⁾					
	1.6 ECOTEC	85	11.10	+ Bremsscheibendurchm. 321 mm ³⁾					
	1.6 LPG	84	10.12	+ Bremsscheibendurchm. 321 mm ³⁾					
	1.6 SIDI	125	12.12	+ Bremsscheibendurchm. 321 mm ³⁾					
	1.6 Turbo ECOTEC	132	11.10	+ Bremsscheibendurchm. 321 mm ³⁾					
	1.7 CDTi ECOTEC		11.10	+ Bremsscheibendurchm. 321 mm ³⁾					
	1.7 CDTi ECOTEC	92	11.10	+ Bremsscheibendurchm. 321 mm ³⁾					
	2.0 CDTi BiTurbo	143	12.12	+ Bremsscheibendurchm. 321 mm ³⁾					
	2.0 CDTi ECOTEC		11.10	+ Bremsscheibendurchm. 321 mm ³⁾					
	1.3 CDTi ECOTEC	70	11.10		13.0470-7264.2	LD7264		25096 17,0 +/WK/Zub	ATE
	1.4 ecoFLEX	64	11.10						
	1.4 ecoFLEX	74	11.10						
	1.4 LPG Turbo ecoFLEX	103	01.12						
	1.4 Turbo ECOTEC	88	11.10						
	1.4 Turbo ECOTEC	103	11.10						
	1.6 CDTi	81	02.14						
	1.6 CDTi	100	01.14						
	1.6 ECOTEC	85	11.10						
	1.6 LPG	84	10.12						
	1.6 SIDI	125	12.12						
	1.6 Turbo ECOTEC	132	11.10						
	1.7 CDTi ECOTEC		11.10						
	1.7 CDTi ECOTEC	92	11.10						
	2.0 CDTi BiTurbo	143	12.12						
	2.0 CDTi ECOTEC		11.10						

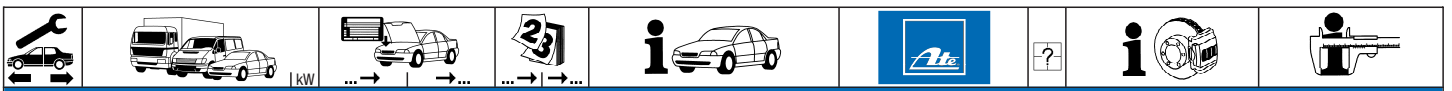
OPEL CASCADA / Vauxhall Cascada (13-)

	1.4 Turbo ECOTEC	88	01.13		13.0470-5612.2	LD5612		24412 19,0 +/WK/Zub	MAN
	1.4 Turbo ECOTEC	103	01.13						
	1.6 DI Turbo	147	11.13						
	1.6 SIDI Turbo	125	01.13						
	2.0 CDTi BiTurbo	143	01.13						
	2.0 CDTi ECOTEC	121	01.13						
	1.4 Turbo ECOTEC	88	01.13		13.0470-7264.2	LD7264		25096 17,0 +/WK/Zub	ATE
	1.4 Turbo ECOTEC	103	01.13						
	1.6 DI Turbo	147	11.13						
	1.6 SIDI Turbo	125	01.13						
	2.0 CDTi BiTurbo	143	01.13						
	2.0 CDTi ECOTEC	121	01.13						

¹⁾ + brake disc diameter 276 mm / + disco fr.diam. 276mm / + disques fr.diam. 276mm / + disco fr.diam. 276mm
²⁾ + brake disc diameter 300mm / + diametro dischi freno 300mm / + diamètre disques frein 300mm / + diametro disco freno 300mm
³⁾ + brake disc diameter 321mm / + diametro dischi freno 321mm / + diamètre disques frein 321mm / + diametro disco freno 321mm

OPEL COMBO / Vauxhall Combo (01-11)																	
	1.3 CDTi			06.03	10.11	- erhöhte Zuladung ¹⁾	13.0470-2857.2	LD2857				23225	17,0 +WK/Zub/S	LUC			
	1.4 16V			10.01	10.11	- erhöhte Zuladung ¹⁾											
	1.6			10.01	10.11	- erhöhte Zuladung ¹⁾											
	1.7 DI 16V			10.01	10.11	- erhöhte Zuladung ¹⁾											
	1.7 DTI 16V			10.01	10.11	- erhöhte Zuladung ¹⁾											
	1.3 CDTi			06.03	10.11	+ erhöhte Zuladung ²⁾	13.0470-2857.2	LD2857				23225	17,0 +WK/Zub/S	LUC			
	1.4 16V			10.01	10.11	+ erhöhte Zuladung ²⁾											
	1.6			10.01	10.11	+ erhöhte Zuladung ²⁾											
	1.7 DI 16V			10.01	10.11	+ erhöhte Zuladung ²⁾											
	1.7 DTI 16V			10.01	10.11	+ erhöhte Zuladung ²⁾											
	1.3 CDTi		43033899, 53000001	06.03	10.11	+ erhöhte Zuladung ²⁾	13.0470-7179.2	LD7179				23832	20,2 +WK	ATE			
	1.4 16V		43033899, 53000001	10.11	10.11	+ erhöhte Zuladung ²⁾											
	1.6		43033899, 53000001	10.11	10.11	+ erhöhte Zuladung ²⁾											
	1.6 CNG			04.05	10.11	+ erhöhte Zuladung ²⁾											
	1.7 CDTi 16V			06.04	10.11	+ erhöhte Zuladung ²⁾											
	1.7 DI 16V		43033899, 53000001	10.11	10.11	+ erhöhte Zuladung ²⁾											
	1.7 DTI 16V		43033899, 53000001	10.11	10.11	+ erhöhte Zuladung ²⁾											
	1.3 CDTi			06.03	10.11		13.0470-2868.2	LD2868				23417	15,3 +WK/Zub/S	LUC			
	1.4 16V			10.01	10.11												
	1.6			10.01	10.11												
	1.6 CNG			04.05	10.11												
	1.7 CDTi 16V			06.04	10.11												
	1.7 DI 16V			10.01	10.11												
	1.7 DTI 16V			10.01	10.11												
OPEL COMBO D / Vauxhall Combo D (11-)																	
	1.3 CDTi	66		11.11		+ Bremsscheibendurchm. 284 mm ³⁾	13.0470-3827.2	LD3827				23709	19,6 +WK/Zub/S	BOS			
	1.4	70		11.11		+ Bremsscheibendurchm. 284 mm ³⁾											
	1.4 CNG	88		11.11		+ Bremsscheibendurchm. 284 mm ³⁾											
	1.6 CDTi	66		11.11		+ Bremsscheibendurchm. 284 mm ³⁾											
	1.6 CDTi	74		11.11		+ Bremsscheibendurchm. 284 mm ³⁾											
	1.6 CDTi	77		11.11		+ Bremsscheibendurchm. 284 mm ³⁾											
	2.0 CDTi	99		11.11		+ Bremsscheibendurchm. 284 mm ³⁾											
OPEL CORSA C / Vauxhall Corsa MK II (00-06)																	
	1.0 12V			09.00	09.06		13.0470-2857.2	LD2857				23225	17,0 +WK/Zub/S	LUC			
	1.2 16V			09.00	09.06												
	1.3 CDTi			06.03	09.06												
	1.4 16V			09.00	09.06												
	1.6			09.01	09.06												
	1.7 DI 16V			09.00	09.06												
	1.7 DTI 16V			09.00	09.06												
	1.8 16V			09.00	09.06												
	1.7 CDTi			06.03	09.06		13.0470-7179.2	LD7179				23832	20,2 +WK	ATE			
	1.4 16V			09.00	09.06		13.0470-2858.2	LD2858				23284	14,0 /WK/S	LUC			
	1.8 16V			09.00	09.06												
OPEL CORSA D / Vauxhall Corsa MK III (06-)																	
	1.0 i			10.06		- belüftete Scheiben ⁴⁾	13.0470-3839.2	LD3839				23982	18,1 +WK/Zub/S	BOS			
	1.0 i			10.06		+ belüftete Scheiben ⁵⁾	13.0470-3839.2	LD3839				23982	18,1 +WK/Zub/S	BOS			
	1.2	51		06.10													
	1.2	63		06.10													
	1.2 i 16V	59		10.06													
	1.2 LPG			09.09													
	1.3 CDTi	55		10.06		+ Bremsscheibe 257mm ⁶⁾											
	1.3 CDTi	70		06.10		+ Bremsscheibe 257mm ⁶⁾											
	1.4	64		09.09													
	1.4	74		06.10													
	1.4 i 16V	66		10.06													
	1.3 CDTi	55		10.06		+ Bremsscheibe 284mm ⁷⁾	13.0470-3840.2	LD3840				23981	19,6 +WK/Zub/S	BOS			
	1.3 CDTi	66		10.06													
1.3 CDTi	70		06.10		+ Bremsscheibe 284mm ⁷⁾												
1.6 Turbo GSI	110		06.07			13.0470-7179.2	LD7179				23832	20,2 +WK	ATE				
1.6 Turbo OPC			03.07														
OPEL CORSA E / Vauxhall Corsa Mk IV (14-)																	
	1.0	66		11.14		+ Bremsscheibendurchm. 308 mm	13.0470-7179.2	LD7179				23832	20,2 +WK	ATE			
	1.0	85		11.14		+ Bremsscheibendurchm. 308 mm											
	1.2	51		11.14		+ Bremsscheibendurchm. 308 mm											
	1.3 CDTi	55		11.14		+ Bremsscheibendurchm. 308 mm											
	1.3 CDTi	70		11.14		+ Bremsscheibendurchm. 308 mm											
	1.4	55		11.14		+ Bremsscheibendurchm. 308 mm											
	1.4	66		11.14		+ Bremsscheibendurchm. 308 mm											
	1.4 LPG	66		03.15		+ Bremsscheibendurchm. 308 mm											
	1.4 Turbo	74		11.14		+ Bremsscheibendurchm. 308 mm											
	1.4 Turbo	110		03.15		+ Bremsscheibendurchm. 308 mm											
	OPEL GT (07-09)																
	2.0	194		02.07	07.09		13.0470-7195.2	LD7195				23482	16,6 +	ATE			

1) - increased payload / - carico utile maggiorato / - charge utile augmentée / - incremento de carga
2) + increased payload / + carico utile maggiorato / + charge utile augmentée / + incremento de carga
3) + brake disc diameter 284mm / + diametro dischi freno 284mm / + diamètre disques frein 284mm / + diámetro disco freno 284mm
4) - ventilated discs / - dischi ventilati / - disques ventilés / - disco ventilado
5) + ventilated discs / + dischi ventilati / + disques ventilés / + disco ventilado
6) + brake disc 257mm / + dischi freno 257mm / + disque de frein 257mm / + disco de freno 257mm
7) + brake disc 284mm / + dischi freno 284mm / + disque de frein 284mm / + disco de freno 284mm



OPEL INSIGNIA / Vauxhall Insignia (08-)

	1.4 Turbo ecoFLEX	103	06.11	+ Bremsscheibendurchm. 296mm ¹⁾	13.0470-5611.2	LD5611		24415 19,1 +/WK/Zub	MAN
	1.4 Turbo LPG ecoFLEX	103	07.12	+ Bremsscheibendurchm. 296mm ¹⁾					
	1.6	85	07.08	+ Bremsscheibendurchm. 296mm ¹⁾					
	1.6 SIDI	125	03.13	+ Bremsscheibendurchm. 296mm ¹⁾					
	1.6 Turbo	132	10.08	+ Bremsscheibendurchm. 296mm ¹⁾					
	1.8	103	07.08	+ Bremsscheibendurchm. 296mm ¹⁾					
	2.0 BiTurbo CDTI		07.08	+ Bremsscheibendurchm. 296mm ¹⁾					
	2.0 BiTurbo CDTI 4x4		07.08	+ Bremsscheibendurchm. 296mm ¹⁾					
	2.0 CDTI	81	07.08	+ Bremsscheibendurchm. 296mm ¹⁾					
	2.0 CDTI	88	03.13	+ Bremsscheibendurchm. 296mm ¹⁾					
	2.0 CDTI	96	07.08	+ Bremsscheibendurchm. 296mm ¹⁾					
	2.0 CDTi	103	07.13	+ Bremsscheibendurchm. 296mm ¹⁾					
	2.0 CDTI	118	07.08	+ Bremsscheibendurchm. 296mm ¹⁾					
	2.0 CDTi	120	07.13	+ Bremsscheibendurchm. 296mm ¹⁾					
	2.0 CDTI 4x4	118	06.10	+ Bremsscheibendurchm. 296mm ¹⁾					
	2.0 CDTi 4x4	120	07.13	+ Bremsscheibendurchm. 296mm ¹⁾					
	2.0 Turbo	162	07.08	+ Bremsscheibendurchm. 296mm ¹⁾					
	2.0 Turbo	184	04.14	+ Bremsscheibendurchm. 296mm ¹⁾					
	2.0 Turbo 4x4	162	07.08	+ Bremsscheibendurchm. 296mm ¹⁾					
	2.0 Turbo 4x4	184	09.11	+ Bremsscheibendurchm. 296mm ¹⁾					
	1.4 Turbo ecoFLEX	103	06.11	+ Bremsscheibendurchm. 321mm ²⁾	13.0470-5612.2	LD5612		24412 19,0 +/WK/Zub	MAN
	1.4 Turbo LPG ecoFLEX	103	07.12	+ Bremsscheibendurchm. 321mm ²⁾					
	1.6	85	07.08	+ Bremsscheibendurchm. 321mm ²⁾					
	1.6 SIDI	125	03.13	+ Bremsscheibendurchm. 321mm ²⁾					
	1.6 Turbo	132	10.08	+ Bremsscheibendurchm. 321mm ²⁾					
	1.8	103	07.08	+ Bremsscheibendurchm. 321mm ²⁾					
	2.0 BiTurbo CDTI		07.08	+ Bremsscheibendurchm. 321mm ²⁾					
	2.0 BiTurbo CDTI 4x4		07.08	+ Bremsscheibendurchm. 321mm ²⁾					
	2.0 CDTI	81	07.08	+ Bremsscheibendurchm. 321mm ²⁾					
	2.0 CDTI	88	03.13	+ Bremsscheibendurchm. 321mm ²⁾					
	2.0 CDTI	96	07.08	+ Bremsscheibendurchm. 321mm ²⁾					
	2.0 CDTi	103	07.13	+ Bremsscheibendurchm. 321mm ²⁾					
	2.0 CDTI	118	07.08	+ Bremsscheibendurchm. 321mm ²⁾					
	2.0 CDTi	120	07.13	+ Bremsscheibendurchm. 321mm ²⁾					
	2.0 CDTI 4x4	118	06.10	+ Bremsscheibendurchm. 321mm ²⁾					
	2.0 CDTi 4x4	120	07.13	+ Bremsscheibendurchm. 321mm ²⁾					
	2.0 Turbo	162	07.08	+ Bremsscheibendurchm. 321mm ²⁾					
	2.0 Turbo	184	04.14	+ Bremsscheibendurchm. 321mm ²⁾					
	2.0 Turbo 4x4	162	07.08	+ Bremsscheibendurchm. 321mm ²⁾					
	2.0 Turbo 4x4	184	09.11	+ Bremsscheibendurchm. 321mm ²⁾					
	1.4 Turbo ecoFLEX	103	06.11	+ Bremsscheibendurchm. 292mm ³⁾	13.0470-2758.2	LD2758		24421 17,2 +/WK/Zub	LUC
	1.4 Turbo LPG ecoFLEX	103	07.12	+ Bremsscheibendurchm. 292mm ³⁾					
	1.6	85	07.08	+ Bremsscheibendurchm. 292mm ³⁾					
	1.6 SIDI	125	03.13	+ Bremsscheibendurchm. 292mm ³⁾					
	1.6 Turbo	132	10.08	+ Bremsscheibendurchm. 292mm ³⁾					
	1.8	103	07.08	+ Bremsscheibendurchm. 292mm ³⁾					
	2.0 BiTurbo CDTI		07.08	+ Bremsscheibendurchm. 292mm ³⁾					
	2.0 BiTurbo CDTI 4x4		07.08	+ Bremsscheibendurchm. 292mm ³⁾					
	2.0 CDTI	81	07.08	+ Bremsscheibendurchm. 292mm ³⁾					
	2.0 CDTI	88	03.13	+ Bremsscheibendurchm. 292mm ³⁾					
	2.0 CDTI	96	07.08	+ Bremsscheibendurchm. 292mm ³⁾					
	2.0 CDTi	103	07.13	+ Bremsscheibendurchm. 292mm ³⁾					
	2.0 CDTI	118	07.08	+ Bremsscheibendurchm. 292mm ³⁾					
	2.0 CDTi	120	07.13	+ Bremsscheibendurchm. 292mm ³⁾					
	2.0 CDTI 4x4	118	06.10	+ Bremsscheibendurchm. 292mm ³⁾					
	2.0 CDTi 4x4	120	07.13	+ Bremsscheibendurchm. 292mm ³⁾					
	2.0 Turbo	162	07.08	+ Bremsscheibendurchm. 292mm ³⁾					
	2.0 Turbo	184	04.14	+ Bremsscheibendurchm. 292mm ³⁾					
	2.0 Turbo 4x4	162	07.08	+ Bremsscheibendurchm. 292mm ³⁾					
	2.0 Turbo 4x4	184	09.11	+ Bremsscheibendurchm. 292mm ³⁾					
	1.4 Turbo ecoFLEX	103	06.11	+ Bremsscheibendurchm. 315mm ⁴⁾	13.0470-2755.2	LD2755		24421 17,2 +/WK/Zub	LUC
	1.4 Turbo LPG ecoFLEX	103	07.12	+ Bremsscheibendurchm. 315mm ⁴⁾					
	1.6	85	07.08	+ Bremsscheibendurchm. 315mm ⁴⁾					
	1.6 SIDI	125	03.13	+ Bremsscheibendurchm. 315mm ⁴⁾					
	1.6 Turbo	132	10.08	+ Bremsscheibendurchm. 315mm ⁴⁾					
	1.8	103	07.08	+ Bremsscheibendurchm. 315mm ⁴⁾					
	2.0 BiTurbo CDTI		07.08	+ Bremsscheibendurchm. 315mm ⁴⁾					
	2.0 BiTurbo CDTI 4x4		07.08	+ Bremsscheibendurchm. 315mm ⁴⁾					
	2.0 CDTI	81	07.08	+ Bremsscheibendurchm. 315mm ⁴⁾					
	2.0 CDTI	88	03.13	+ Bremsscheibendurchm. 315mm ⁴⁾					
	2.0 CDTI	96	07.08	+ Bremsscheibendurchm. 315mm ⁴⁾					
	2.0 CDTi	103	07.13	+ Bremsscheibendurchm. 315mm ⁴⁾					
	2.0 CDTI	118	07.08	+ Bremsscheibendurchm. 315mm ⁴⁾					
	2.0 CDTi	120	07.13	+ Bremsscheibendurchm. 315mm ⁴⁾					
	2.0 CDTI 4x4	118	06.10	+ Bremsscheibendurchm. 315mm ⁴⁾					
	2.0 CDTi 4x4	120	07.13	+ Bremsscheibendurchm. 315mm ⁴⁾					
	2.0 Turbo	162	07.08	+ Bremsscheibendurchm. 315mm ⁴⁾					
	2.0 Turbo	184	04.14	+ Bremsscheibendurchm. 315mm ⁴⁾					
	2.0 Turbo 4x4	162	07.08	+ Bremsscheibendurchm. 315mm ⁴⁾					
	2.0 Turbo 4x4	184	09.11	+ Bremsscheibendurchm. 315mm ⁴⁾					

OPEL INSIGNIA Country Tourer (13-)

	2.0 CDTI 4x4	120	09.13	+ Bremsscheibendurchm. 296mm ¹⁾	13.0470-5611.2	LD5611		24415 19,1 +/WK/Zub	MAN
	2.0 SIDI Turbo 4x4	184	09.13	+ Bremsscheibendurchm. 296mm ¹⁾					
	2.0 SIDI Turbo 4x4	184	09.13	+ Bremsscheibendurchm. 296mm ¹⁾					
↓	2.0 CDTI 4x4	120	09.13	+ Bremsscheibendurchm. 321mm ²⁾	13.0470-5612.2	LD5612		24412 19,0 +/WK/Zub	MAN
	2.0 SIDI Turbo 4x4	184	09.13	+ Bremsscheibendurchm. 321mm ²⁾					

1) + brake disc diameter 296mm / + diametro dischi freno 296mm / + diamètre disques frein 296mm / + diámetro disco freno 296mm
 2) + brake disc diameter 321mm / + diametro dischi freno 321mm / + diamètre disques frein 321mm / + diámetro disco freno 321mm
 3) + brake disc diameter 292mm / + diametro dischi freno 292mm / + diamètre disques frein 292mm / + diámetro disco freno 292mm
 4) + brake disc diameter 315mm / + diametro dischi freno 315mm / + diamètre disques frein 315mm / + diámetro disco freno 315mm



OPEL INSIGNIA Country Tourer (13-)



















	2.0 SIDI Turbo 4x4	184		09.13	+ Bremsscheibendurchm. 321mm ¹⁾	13.0470-5612.2	LD5612		24412 19,0 +/WK/Zub	MAN
	2.0 CDTI 4x4	120		09.13	+ Bremsscheibendurchm. 292mm ²⁾	13.0470-2758.2	LD2758		24421 17,2 +/WK/Zub	LUC
	2.0 SIDI Turbo 4x4	184		09.13	+ Bremsscheibendurchm. 292mm ²⁾					
	2.0 SIDI Turbo 4x4	184		09.13	+ Bremsscheibendurchm. 292mm ²⁾					
	2.0 CDTI 4x4	120		09.13	+ Bremsscheibendurchm. 315mm ³⁾	13.0470-2755.2	LD2755		24421 17,2 +/WK/Zub	LUC
	2.0 SIDI Turbo 4x4	184		09.13	+ Bremsscheibendurchm. 315mm ³⁾					
	2.0 SIDI Turbo 4x4	184		09.13	+ Bremsscheibendurchm. 315mm ³⁾					

OPEL INSIGNIA Sports Tourer / Vauxh. Insignia SportsTourer (08-)

	1.4 Turbo ecoFLEX	103		06.11	+ Bremsscheibendurchm. 296mm ⁴⁾	13.0470-5611.2	LD5611		24415 19,1 +/WK/Zub	MAN
	1.4 Turbo LPG ecoFLEX	103		07.12	+ Bremsscheibendurchm. 296mm ⁴⁾					
	1.6	85		07.08	+ Bremsscheibendurchm. 296mm ⁴⁾					
	1.6 SIDI	125		03.13	+ Bremsscheibendurchm. 296mm ⁴⁾					
	1.6 Turbo	132		10.08	+ Bremsscheibendurchm. 296mm ⁴⁾					
	1.8	103		07.08	+ Bremsscheibendurchm. 296mm ⁴⁾					
	2.0 BiTurbo CDTI			07.08	+ Bremsscheibendurchm. 296mm ⁴⁾					
	2.0 BiTurbo CDTI 4x4			07.08	+ Bremsscheibendurchm. 296mm ⁴⁾					
	2.0 CDTI	81		07.08	+ Bremsscheibendurchm. 296mm ⁴⁾					
	2.0 CDTI	88		03.13	+ Bremsscheibendurchm. 296mm ⁴⁾					
	2.0 CDTI	96		07.08	+ Bremsscheibendurchm. 296mm ⁴⁾					
	2.0 CDTi	103		07.13	+ Bremsscheibendurchm. 296mm ⁴⁾					
	2.0 CDTI	118		07.08	+ Bremsscheibendurchm. 296mm ⁴⁾					
	2.0 CDTI	120		07.13	+ Bremsscheibendurchm. 296mm ⁴⁾					
	2.0 CDTI 4x4	118		06.10	+ Bremsscheibendurchm. 296mm ⁴⁾					
	2.0 CDTI 4x4	120		07.13	+ Bremsscheibendurchm. 296mm ⁴⁾					
	2.0 Turbo	162		07.08	+ Bremsscheibendurchm. 296mm ⁴⁾					
	2.0 Turbo	184		04.14	+ Bremsscheibendurchm. 296mm ⁴⁾					
	2.0 Turbo 4x4	162		07.08	+ Bremsscheibendurchm. 296mm ⁴⁾					
	2.0 Turbo 4x4	184		09.11	+ Bremsscheibendurchm. 296mm ⁴⁾					
	1.4 Turbo ecoFLEX	103		06.11	+ Bremsscheibendurchm. 321mm ¹⁾	13.0470-5612.2	LD5612		24412 19,0 +/WK/Zub	MAN
	1.4 Turbo LPG ecoFLEX	103		07.12	+ Bremsscheibendurchm. 321mm ¹⁾					
	1.6	85		07.08	+ Bremsscheibendurchm. 321mm ¹⁾					
	1.6 SIDI	125		03.13	+ Bremsscheibendurchm. 321mm ¹⁾					
	1.6 Turbo	132		10.08	+ Bremsscheibendurchm. 321mm ¹⁾					
	1.8	103		07.08	+ Bremsscheibendurchm. 321mm ¹⁾					
	2.0 BiTurbo CDTI			07.08	+ Bremsscheibendurchm. 321mm ¹⁾					
	2.0 BiTurbo CDTI 4x4			07.08	+ Bremsscheibendurchm. 321mm ¹⁾					
	2.0 CDTI	81		07.08	+ Bremsscheibendurchm. 321mm ¹⁾					
	2.0 CDTI	88		03.13	+ Bremsscheibendurchm. 321mm ¹⁾					
	2.0 CDTI	96		07.08	+ Bremsscheibendurchm. 321mm ¹⁾					
	2.0 CDTi	103		07.13	+ Bremsscheibendurchm. 321mm ¹⁾					
	2.0 CDTI	118		07.08	+ Bremsscheibendurchm. 321mm ¹⁾					
	2.0 CDTI	120		07.13	+ Bremsscheibendurchm. 321mm ¹⁾					
	2.0 CDTI 4x4	118		06.10	+ Bremsscheibendurchm. 321mm ¹⁾					
	2.0 CDTI 4x4	120		07.13	+ Bremsscheibendurchm. 321mm ¹⁾					
	2.0 Turbo	162		07.08	+ Bremsscheibendurchm. 321mm ¹⁾					
	2.0 Turbo	184		04.14	+ Bremsscheibendurchm. 321mm ¹⁾					
	2.0 Turbo 4x4	162		07.08	+ Bremsscheibendurchm. 321mm ¹⁾					
	2.0 Turbo 4x4	184		09.11	+ Bremsscheibendurchm. 321mm ¹⁾					
	1.4 Turbo ecoFLEX	103		06.11	+ Bremsscheibendurchm. 292mm ²⁾	13.0470-2758.2	LD2758		24421 17,2 +/WK/Zub	LUC
	1.4 Turbo LPG ecoFLEX	103		07.12	+ Bremsscheibendurchm. 292mm ²⁾					
	1.6	85		07.08	+ Bremsscheibendurchm. 292mm ²⁾					
	1.6 SIDI	125		03.13	+ Bremsscheibendurchm. 292mm ²⁾					
	1.6 Turbo	132		10.08	+ Bremsscheibendurchm. 292mm ²⁾					
	1.8	103		07.08	+ Bremsscheibendurchm. 292mm ²⁾					
	2.0 BiTurbo CDTI			07.08	+ Bremsscheibendurchm. 292mm ²⁾					
	2.0 BiTurbo CDTI 4x4			07.08	+ Bremsscheibendurchm. 292mm ²⁾					
	2.0 CDTI	81		07.08	+ Bremsscheibendurchm. 292mm ²⁾					
	2.0 CDTI	88		03.13	+ Bremsscheibendurchm. 292mm ²⁾					
	2.0 CDTI	96		07.08	+ Bremsscheibendurchm. 292mm ²⁾					
	2.0 CDTi	103		07.13	+ Bremsscheibendurchm. 292mm ²⁾					
	2.0 CDTI	118		07.08	+ Bremsscheibendurchm. 292mm ²⁾					
	2.0 CDTI	120		07.13	+ Bremsscheibendurchm. 292mm ²⁾					
	2.0 CDTI 4x4	118		06.10	+ Bremsscheibendurchm. 292mm ²⁾					
	2.0 CDTI 4x4	120		07.13	+ Bremsscheibendurchm. 292mm ²⁾					
	2.0 Turbo	162		07.08	+ Bremsscheibendurchm. 292mm ²⁾					
	2.0 Turbo	184		04.14	+ Bremsscheibendurchm. 292mm ²⁾					
	2.0 Turbo 4x4	162		07.08	+ Bremsscheibendurchm. 292mm ²⁾					
	2.0 Turbo 4x4	184		09.11	+ Bremsscheibendurchm. 292mm ²⁾					
	1.4 Turbo ecoFLEX	103		06.11	+ Bremsscheibendurchm. 315mm ³⁾	13.0470-2755.2	LD2755		24421 17,2 +/WK/Zub	LUC
	1.4 Turbo LPG ecoFLEX	103		07.12	+ Bremsscheibendurchm. 315mm ³⁾					
	1.6	85		07.08	+ Bremsscheibendurchm. 315mm ³⁾					
	1.6 SIDI	125		03.13	+ Bremsscheibendurchm. 315mm ³⁾					
	1.6 Turbo	132		10.08	+ Bremsscheibendurchm. 315mm ³⁾					
	1.8	103		07.08	+ Bremsscheibendurchm. 315mm ³⁾					
	2.0 BiTurbo CDTI			07.08	+ Bremsscheibendurchm. 315mm ³⁾					
	2.0 BiTurbo CDTI 4x4			07.08	+ Bremsscheibendurchm. 315mm ³⁾					
	2.0 CDTI	81		07.08	+ Bremsscheibendurchm. 315mm ³⁾					
	2.0 CDTI	88		03.13	+ Bremsscheibendurchm. 315mm ³⁾					
	2.0 CDTI	96		07.08	+ Bremsscheibendurchm. 315mm ³⁾					
	2.0 CDTi	103		07.13	+ Bremsscheibendurchm. 315mm ³⁾					
	2.0 CDTI	118		07.08	+ Bremsscheibendurchm. 315mm ³⁾					
	2.0 CDTI	120		07.13	+ Bremsscheibendurchm. 315mm ³⁾					
	2.0 CDTI 4x4	118		06.10	+ Bremsscheibendurchm. 315mm ³⁾					
	2.0 CDTI 4x4	120		07.13	+ Bremsscheibendurchm. 315mm ³⁾					

1) + brake disc diameter 321mm / + diametro dischi freno 321mm / + diamètre disques frein 321mm / + diámetro disco freno 321mm
 2) + brake disc diameter 292mm / + diametro dischi freno 292mm / + diamètre disques frein 292mm / + diámetro disco freno 292mm
 3) + brake disc diameter 315mm / + diametro dischi freno 315mm / + diamètre disques frein 315mm / + diámetro disco freno 315mm
 4) + brake disc diameter 296mm / + diametro dischi freno 296mm / + diamètre disques frein 296mm / + diámetro disco freno 296mm



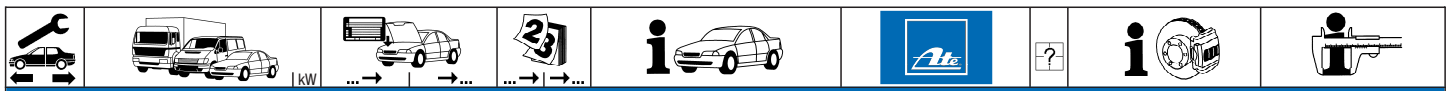
								
OPEL INSIGNIA Sports Tourer / Vauxh. Insignia SportsTourer (08-)								
	2.0 Turbo 2.0 Turbo 2.0 Turbo 4x4 2.0 Turbo 4x4 2.8 V6 T 4x4 OPC 2.8 V6 Turbo 4x4	162 184 162 184 239 191	07.08 04.14 07.08 09.11 07.09 07.08	+ Bremsscheibendurchm. 315mm ¹⁾ + Bremsscheibendurchm. 315mm ¹⁾ + Bremsscheibendurchm. 315mm ¹⁾ + Bremsscheibendurchm. 315mm ¹⁾	13.0470-2755.2	LD2755		24421 17,2 +/WK/Zub LUC
OPEL MERIVA A / Vauxhall Meriva Mk I (03-10)								
	1.4 16V 1.4 LPG 1.6 1.3 CDTI 1.3 CDTI 1.4 16V 1.4 LPG 1.6 1.6 16V 1.6 Turbo OPC 1.7 CDTI 1.7 CDTI 1.7 DTI 1.7 DTI 16V 1.8 16V	66 66 64 51 55 66 66 77 74 132 74 92 48 55 92	07.04 07.04 05.03 04.05 09.03 07.04 07.04 01.06 05.03 09.05 09.03 09.06 05.03 09.02 09.02	05.10 + 4-Loch Felge ²⁾ 05.10 + 4-Loch Felge ²⁾ 05.10 05.10 05.10 05.10 + 5-Loch Felge ³⁾ 05.10 + 5-Loch Felge ³⁾ 05.10 05.10 05.10 05.10 05.10 05.10 05.10 05.10 05.10 05.10	13.0470-2857.2	LD2857		23225 17,0 +/WK/Zub/S LUC
	1.3 CDTI 1.3 CDTI 1.4 16V 1.4 LPG 1.6 1.6 1.6 16V 1.6 Turbo OPC 1.7 CDTI 1.7 CDTI 1.7 DTI 1.7 DTI 16V 1.8 16V	51 55 66 66 64 77 74 132 74 92 48 55 92	04.05 09.03 07.04 07.04 01.06 05.03 09.05 09.03 09.06 05.03 09.02 09.02	05.10 05.10 05.10 05.10 05.10 05.10 05.10 05.10 05.10 05.10 05.10 05.10 05.10	13.0470-2868.2	LD2868		23417 15,3 +/WK/Zub/S LUC
OPEL MERIVA B / Vauxhall Meriva Mk II (10-)								
	1.3 CDTI 1.3 CDTI 1.4 1.4 1.4 ecoFLEX 1.6 CDTi 1.6 CDTi 1.6 CDTi 1.7 CDTi 1.7 CDTi 1.7 CDTi	55 70 74 103 88 70 81 100 74 81 96	06.10 06.10 06.10 06.10 06.10 03.14 03.14 08.13 06.10 06.10 06.10		13.0470-2868.2	LD2868		23417 15,3 +/WK/Zub/S LUC
	1.3 CDTI 1.3 CDTI 1.4 1.4 1.4 ecoFLEX 1.6 CDTi 1.6 CDTi 1.6 CDTi 1.7 CDTi 1.7 CDTi 1.7 CDTi	55 70 74 103 88 70 81 100 74 81 96	06.10 06.10 06.10 06.10 06.10 03.14 03.14 08.13 06.10 06.10 06.10		13.0470-2868.2	LD2868		23417 15,3 +/WK/Zub/S LUC
OPEL MOKKA / Vauxhall Mokka (12-)								
	1.4 1.4 4x4 1.6 1.6 CDTi 1.6 CDTi 4x4 1.7 CDTi 1.7 CDTi 4x4 1.8 1.8 4x4	103 103 85 100 100 96 96 103 103	04.13 06.12 06.12 01.15 01.15 06.12 06.12 01.13 01.13		13.0470-7263.2	LD7263		24034 19,1 +/WK/Zub ATE
	1.4 1.4 4x4 1.6 1.6 CDTi 1.6 CDTi 4x4 1.7 CDTi 1.7 CDTi 4x4 1.8 1.8 4x4	103 103 85 100 100 96 96 103 103	04.13 06.12 06.12 01.15 01.15 06.12 06.12 01.13 01.13		13.0470-7264.2	LD7264		25096 17,0 +/WK/Zub ATE
OPEL SIGNUM / Vauxhall Signum (03-08)								
	1.8 1.8 1.9 CDTI 1.9 CDTI 1.9 CDTI	90 103 74 88 110	05.03 09.05 08.05 04.04 04.04	05.08 05.08 05.08 05.08 05.08	13.0470-7172.2	LD7172	f. Bremssattel m. Kunststoffkolben ⁴⁾	23402 20,1 +/WE ATE
								

¹⁾ + brake disc diameter 315mm / + diametro dischi freno 315mm / + diamètre disques frein 315mm / + diámetro disco freno 315mm

²⁾ + 4 bore wheel rim / + cerchione a 4 fori / + jante à 4 trous / + Llantas de 4 taladros

³⁾ + 5 bore wheel rim / + cerchione a 5 fori / + jante à 5 trous / + Llantas de 5 taladros

⁴⁾ for br.caliper +plastic piston / per pinza fr. +pistone plastica / pour étrier fr. +piston plastique / para pinza fr. + pistón plástico



OPEL SIGNUM / Vauxhall Signum (03-08)

	2.0 DTI 2.0 Turbo 2.2 2.2 DTI 3.0 V6 CDTI 3.2 V6	130	31068238 31068238	05.03 05.03 03.03 05.08 05.03 05.08	05.08 05.08	13.0470-7172.2	LD7172	f. Bremssattel m.Kunststoffkolben ¹⁾	23402 20,1 +/WE	ATE
	1.8 1.8 1.9 CDTI 1.9 CDTI 1.9 CDTI 2.0 DTI 2.0 Turbo 2.2 2.2 DTI 2.8 V6 Turbo 2.8 V6 Turbo 3.0 V6 CDTI 3.0 V6 CDTI 3.2 V6	90 103 74 88 110 169 130 135	71041573 71041573 71041573 71041573 71041573 71041573 71041573 71041573 71041573 71041573 71041573 71041573 71041573 71041573	05.03 09.05 08.05 04.04 04.04 05.03 05.03 03.03 05.03 03.06 09.05 05.03 09.05 05.03		13.0470-7194.2	LD7194		23482 16,6 +	ATE
	1.8 1.8 1.9 CDTI 1.9 CDTI 1.9 CDTI 2.0 DTI 2.0 Turbo 2.2 2.2 DTI 2.8 V6 Turbo 2.8 V6 Turbo 3.0 V6 CDTI 3.0 V6 CDTI 3.2 V6	90 103 74 88 110	71041574 71041574 71041574 71041574 71041574	05.08 05.08 05.08 05.08 05.08 05.08 05.08 05.08 05.08 05.08 05.08 05.08 05.08 05.08		13.0470-7195.2	LD7195		23482 16,6 +	ATE

OPEL TIGRA TWIN TOP / Vau. Tigra Twin Top (04-09)

	1.3 CDTI 1.4 1.8	51 66 92		06.04 06.04 06.04	08.09 08.09 08.09	13.0470-2857.2	LD2857		23225 17,0 +/WK/Zub/S LUC	
	1.3 CDTI 1.4 1.8	51 66 92	ORGA 6E999999 ORGA 6E999999 ORGA 6E999999	06.04 06.04 06.04		13.0470-2858.2	LD2858		23284 14,0 /WK/S LUC	
	1.3 CDTI 1.4 1.8	51 66 92	ORGA 7E000001 ORGA 7E000001 ORGA 7E000001		08.09 08.09 08.09	13.0470-2858.2	LD2858		23284 14,0 /WK/S LUC	

OPEL VECTRA C (F68,F69)/Vau. Vectra MK II (02-08)

	1.6 1.6 1.6 16V 1.8 1.8 1.8 16V 1.9 CDTI 1.9 CDTI 1.9 CDTI 2.0 DTI 16V 2.0 Turbo 2.2 16V 2.2 direct 2.2 DTI 16V	74 77 90 81 103 90 74 88 110 108 114		08.05 01.06 04.02 04.02 01.06 04.02 10.05 04.04 04.04 04.02 03.03 04.02 10.03 04.02	10.08 10.08 10.08 10.08 10.08 10.08 10.08 10.08 10.08 10.08 10.08 10.08 10.08 10.08 10.08	13.0470-7172.2	LD7172	f. Bremssattel m.Kunststoffkolben ¹⁾	23402 20,1 +/WE	ATE
	1.6 1.6 1.6 16V 1.8 1.8 1.8 16V 1.9 CDTI 1.9 CDTI 1.9 CDTI 2.0 DTI 16V 2.0 Turbo 2.2 16V 2.2 direct 2.2 DTI 16V 2.8 V6 Turbo 2.8 V6 Turbo 2.8 V6 Turbo OPC 2.8 V6 Turbo OPC 3.0 CDTI 3.0 V6 CDTI 3.2 V6	74 77 81 103 90 74 88 110 108 114 169 184 188 206 135		08.05 01.06 04.02 04.02 01.06 04.02 10.05 04.04 04.04 04.02 03.03 04.02 10.03 04.02 08.05 08.06 08.05 08.06 05.03 08.05 04.02	10.08 10.08	13.0470-7194.2	LD7194		23482 16,6 +	ATE

¹⁾ for br.caliper +plastic piston / per pinza fr. +pistone plastica / pour étrier fr. +piston plastique / para pinza fr. + pistón plástico





OPEL VECTRA C Caravan (F35) / Vau. MK II (03-08)

	1.6 1.6 16V 1.8 1.8 1.8 16V 1.9 CDTI 1.9 CDTI 1.9 CDTI 2.0 DTI 16V 2.0 Turbo 2.2 16V 2.2 direct 2.2 DTI 16V	77 74 81 103 90 74 88 110 74 129 108 114 92		06.06 10.03 04.04 01.06 10.03 10.03 04.04 04.04 10.03 10.03 10.03 10.03 10.03	10.08 10.08 10.08 10.08 10.08 10.08 10.08 10.08 10.08 10.08 10.08 10.08 10.08	13.0470-7172.2	LD7172	f. Bremssattel m.Kunststoffkolben ¹⁾	23402 20,1 +/WE	ATE
	1.6 1.6 16V 1.8 1.8 1.8 16V 1.9 CDTI 1.9 CDTI 1.9 CDTI 2.0 DTI 16V 2.0 Turbo 2.2 16V 2.2 direct 2.2 DTI 16V 2.8 V6 Turbo 2.8 V6 Turbo 2.8 V6 Turbo OPC 2.8 V6 Turbo OPC 3.0 V6 CDTI 3.0 V6 CDTI 3.2 V6	77 74 81 103 90 74 88 110 74 129 108 114 92 169 184 188 206 130 135 155	41096248 / 48091178 41096248 / 48091178	06.06 10.03 04.02 01.06 10.03 10.05 04.04 04.04 10.03 10.03 10.03 10.03 08.05 11.06 08.05 06.06 10.03 08.05 10.03	10.08 10.08	13.0470-7194.2	LD7194		23482 16,6 +	ATE
	1.6 1.6 16V 1.8 1.8 1.8 16V 1.9 CDTI 1.9 CDTI 1.9 CDTI 2.0 DTI 16V 2.0 Turbo 2.2 16V 2.2 direct 2.2 DTI 16V 2.8 V6 Turbo 2.8 V6 Turbo 2.8 V6 Turbo OPC 2.8 V6 Turbo OPC 3.0 V6 CDTI 3.0 V6 CDTI 3.2 V6	77 74 81 103 90 74 88 110 74 129 108 114 92 169 184 188 206 130 135 155	41096249 / 48091179 41096249 / 48091179	10.08 10.08	13.0470-7195.2	LD7195		23482 16,6 +	ATE	

OPEL ZAFIRA I / Vauxhall Zafira I (99-05)

	1.6 16V 1.8 16V 2.0 DI 16V 2.0 DTI 16V 2.2 16V 2.2 DTI 16V			04.99 04.99 10.99 06.00 09.00 01.02	06.05 06.05 06.05 06.05 06.05 06.05	13.0470-7116.2 13.0470-7115.2	LD7116 LD7115	+ ABS - ABS	23057 20,2 +/WE 23063 17,5 +/WK	ATE ATE
	1.6 16V 1.8 16V 2.0 16V OPC 2.0 DI 16V 2.0 DTI 16V 2.2 16V 2.2 DTI 16V			04.99 04.99 09.01 10.99 06.00 09.00 01.02	06.05 06.05 06.05 06.05 06.05 06.05 06.05	13.0470-2868.2	LD2868	+ D A CH	23417 15,3 +/WK/Zub/S LUC	

OPEL ZAFIRA II / Vauxhall Zafira II (05-)

	1.6 1.6 1.6 CNG 1.6 CNG Turbo 1.7 CDTI 1.7 CDTI 1.8 1.8 1.8 1.9 CDTI 1.9 CDTI 1.9 CDTI 2.0 2.0 2.0 Turbo 2.2 2.0 OPC	77 85 69 110 81 92 88 103 74 88 110 110 125 147 110 177		07.05 12.07 01.06 02.09 12.07 12.07 06.13 07.05 07.05 07.05 07.05 07.05 07.05 07.05 07.05 09.05	10.08 10.08 10.08 10.08 10.08 10.08 10.08 10.08 10.08 10.08 10.08 10.08 10.08 10.08 10.08 10.08	13.0470-7179.2	LD7179		23832 20,2 +/WK	ATE
	2.0 OPC	177		09.05	10.08	13.0470-7172.2	LD7172	f. Bremssattel m.Kunststoffkolben ¹⁾	23402 20,1 +/WE	ATE

¹⁾ for br.caliper +plastic piston / per pinza fr. +pistone plastica / pour étrier fr. +piston plastique / para pinza fr. + pistón plástico



OPEL ZAFIRA II / Vauxhall Zafira II (05-)								
	1.6	77		07.05		13.0470-2868.2	LD2868	23417 15,3 +WK/Zub/S LUC
	1.6	85		12.07				
	1.6 CNG	69		01.06				
	1.6 CNG Turbo	110		02.09				
	1.7 CDTi	81		12.07				
	1.7 CDTi	92		12.07				
	1.8	88		06.13				
	1.8	103		07.05				
	1.9 CDTi	74		07.05				
	1.9 CDTi	88		07.05				
	1.9 CDTi	110		07.05				
	2.0	125		07.05				
	2.0 OPC	177		09.05				
	2.0 Turbo	147		07.05				
	2.2	110		07.05				

OPEL ZAFIRA III Tourer / Vauxhall Zafira III Tourer (11-)								
	1.4 T	88		11.11	+ Bremsscheibendurchm. 300 mm ¹⁾	13.0470-7263.2	LD7263	24034 19,1 +WK/Zub ATE
	1.4 T	103		11.11	+ Bremsscheibendurchm. 300 mm ¹⁾			
	1.4 T LPG	103		11.11	+ Bremsscheibendurchm. 300 mm ¹⁾			
	1.6 CDTi ecoFLEX	88		07.14	+ Bremsscheibendurchm. 300 mm ¹⁾			
	1.6 CDTi ecoFLEX	100		03.13	+ Bremsscheibendurchm. 300 mm ¹⁾			
	1.6 SIDI	125		12.12	+ Bremsscheibendurchm. 300 mm ¹⁾			
	1.6 SIDI	147		07.13	+ Bremsscheibendurchm. 300 mm ¹⁾			
	1.6 T CNG	110		11.11	+ Bremsscheibendurchm. 300 mm ¹⁾			
	1.8			11.11	+ Bremsscheibendurchm. 300 mm ¹⁾			
	1.8	103		11.11	+ Bremsscheibendurchm. 300 mm ¹⁾			
	1.8 LPG	101		11.11	+ Bremsscheibendurchm. 300 mm ¹⁾			
	2.0 CDTi			11.11	+ Bremsscheibendurchm. 300 mm ¹⁾			
	2.0 CDTi	81		11.11	+ Bremsscheibendurchm. 300 mm ¹⁾			
	2.0 CDTi	96		11.11	+ Bremsscheibendurchm. 300 mm ¹⁾			
	2.0 CDTi	125		01.15	+ Bremsscheibendurchm. 300 mm ¹⁾			
	2.0 CDTi BiTurbo	143		12.12	+ Bremsscheibendurchm. 300 mm ¹⁾			

	1.4 T	88		11.11	+ Bremsscheibendurchm. 321 mm ²⁾	13.0470-5612.2	LD5612	24412 19,0 +WK/Zub MAN
	1.4 T	103		11.11	+ Bremsscheibendurchm. 321 mm ²⁾			
	1.4 T LPG	103		11.11	+ Bremsscheibendurchm. 321 mm ²⁾			
	1.6 CDTi ecoFLEX	88		07.14	+ Bremsscheibendurchm. 321 mm ²⁾			
	1.6 CDTi ecoFLEX	100		03.13	+ Bremsscheibendurchm. 321 mm ²⁾			
	1.6 SIDI	125		12.12	+ Bremsscheibendurchm. 321 mm ²⁾			
	1.6 SIDI	147		07.13	+ Bremsscheibendurchm. 321 mm ²⁾			
	1.6 T CNG	110		11.11	+ Bremsscheibendurchm. 321 mm ²⁾			
	1.8			11.11	+ Bremsscheibendurchm. 321 mm ²⁾			
	1.8	103		11.11	+ Bremsscheibendurchm. 321 mm ²⁾			
	1.8 LPG	101		11.11	+ Bremsscheibendurchm. 321 mm ²⁾			
	2.0 CDTi			11.11	+ Bremsscheibendurchm. 321 mm ²⁾			
	2.0 CDTi	81		11.11	+ Bremsscheibendurchm. 321 mm ²⁾			
	2.0 CDTi	96		11.11	+ Bremsscheibendurchm. 321 mm ²⁾			
	2.0 CDTi	125		01.15	+ Bremsscheibendurchm. 321 mm ²⁾			
	2.0 CDTi BiTurbo	143		12.12	+ Bremsscheibendurchm. 321 mm ²⁾			

	1.4 T	88	E9999999	11.11	+ Bremsscheibendurchm. 292mm ³⁾	13.0470-7264.2	LD7264	25096 17,0 +WK/Zub ATE
	1.4 T	103	E9999999	11.11	+ Bremsscheibendurchm. 292mm ³⁾			
	1.4 T LPG	103	E9999999	11.11	+ Bremsscheibendurchm. 292mm ³⁾			
	1.6 CDTi ecoFLEX	100	E9999999	03.13	+ Bremsscheibendurchm. 292mm ³⁾			
	1.6 SIDI	125	E9999999	12.12	+ Bremsscheibendurchm. 292mm ³⁾			
	1.6 SIDI	147	E9999999	07.13	+ Bremsscheibendurchm. 292mm ³⁾			
	1.6 T CNG	110	E9999999	11.11	+ Bremsscheibendurchm. 292mm ³⁾			
	1.8		E9999999	11.11	+ Bremsscheibendurchm. 292mm ³⁾			
	1.8	103	E9999999	11.11	+ Bremsscheibendurchm. 292mm ³⁾			
	1.8 LPG	101	E9999999	11.11	+ Bremsscheibendurchm. 292mm ³⁾			
	2.0 CDTi		E9999999	11.11	+ Bremsscheibendurchm. 292mm ³⁾			
	2.0 CDTi	81	E9999999	11.11	+ Bremsscheibendurchm. 292mm ³⁾			
	2.0 CDTi	96	E9999999	11.11	+ Bremsscheibendurchm. 292mm ³⁾			
	2.0 CDTi BiTurbo	143	E9999999	12.12	+ Bremsscheibendurchm. 292mm ³⁾			

	1.4 T	88	F0000001		+ Bremsscheibendurchm. 292mm ³⁾	13.0470-7264.2	LD7264	25096 17,0 +WK/Zub ATE
	1.4 T	103	F0000001		+ Bremsscheibendurchm. 292mm ³⁾			
	1.4 T LPG	103	F0000001		+ Bremsscheibendurchm. 292mm ³⁾			
	1.6 CDTi ecoFLEX	88		07.14	+ Bremsscheibendurchm. 292mm ³⁾			
	1.6 CDTi ecoFLEX	100	F0000001		+ Bremsscheibendurchm. 292mm ³⁾			
	1.6 SIDI	125	F0000001		+ Bremsscheibendurchm. 292mm ³⁾			
	1.6 SIDI	147	F0000001		+ Bremsscheibendurchm. 292mm ³⁾			
	1.6 T CNG	110	F0000001		+ Bremsscheibendurchm. 292mm ³⁾			
	1.8		F0000001		+ Bremsscheibendurchm. 292mm ³⁾			
	1.8	103	F0000001		+ Bremsscheibendurchm. 292mm ³⁾			
	1.8 LPG	101	F0000001		+ Bremsscheibendurchm. 292mm ³⁾			
	2.0 CDTi		F0000001		+ Bremsscheibendurchm. 292mm ³⁾			
	2.0 CDTi	81	F0000001		+ Bremsscheibendurchm. 292mm ³⁾			
	2.0 CDTi	96	F0000001		+ Bremsscheibendurchm. 292mm ³⁾			
	2.0 CDTi	125		01.15	+ Bremsscheibendurchm. 292mm ³⁾			
	2.0 CDTi BiTurbo	143	F0000001		+ Bremsscheibendurchm. 292mm ³⁾			

PEUGEOT 206 Limousine (98-09)								
	1.4 16V	65		10.03	02.09	13.0470-3994.2	LD3994	23599 19,0 /Zub/S BOS
	1.6 16V	80	ORGA 09079		02.09			
	1.6 HDi 110	80		05.04	02.09			
	2.0 HDi	66	ORGA 09079		02.09			
	2.0 S16	100	ORGA 09079		02.09			
	2.0 RC	130		07.03	02.09	13.0470-3966.2	LD3966	23600 19,4 /Zub/S BOS

¹⁾ + brake disc diameter 300mm / + diametro dischi freno 300mm / + diamètre disques frein 300mm / + diámetro disco freno 300mm
²⁾ + brake disc diameter 321mm / + diametro dischi freno 321mm / + diamètre disques frein 321mm / + diámetro disco freno 321mm
³⁾ + brake disc diameter 292mm / + diametro dischi freno 292mm / + diamètre disques frein 292mm / + diámetro disco freno 292mm



PEUGEOT 206 CC (00-07)								
	1.6 16V 1.6 HDi 110 2.0 16V	80 ORGA 09079 80 100 ORGA 09079	ORGA 10949	04.05 01.07 01.07			13.0470-3994.2 LD3994	23599 19,0 /Zub/S BOS
PEUGEOT 206 SW (02-07)								
	1.4 16V 1.6 16V 1.6 HDi 110 2.0 HDi 2.0 S16	65 80 80 66 100	ORGA 10808 ORGA 10808	10.03 07.02 05.04 07.02 07.02	05.07 05.07 05.07		13.0470-3994.2 LD3994	23599 19,0 /Zub/S BOS
PEUGEOT 206 PLUS (09-13)								
	1.6 16V	80		07.10	05.13		13.0470-3994.2 LD3994	23599 19,0 /Zub/S BOS
PEUGEOT 207 Limousine (06-12)								
	1.4 1.4 1.4 16V 1.4 HDi 1.6 HDi 1.6 HDi	53 55 65 50 66 68		02.06 09.07 02.06 02.06 11.09	06.12 06.12 06.12 06.12 06.12		13.0470-3994.2 LD3994	23599 19,0 /Zub/S BOS
	1.6 16V RC	128		10.06	06.12	+ Bremsscheibendurchm. 266 mm ¹⁾	13.0470-7202.2 LD7202	23589 19,1 + ATE
	1.4 16V VTi 1.6 16V 1.6 16V Turbo 1.6 16V Turbo 1.6 16V VTi 1.6 HDi 1.6 HDi 1.6 HDi 110	70 80 110 115 88 66 80 82		08.07 02.06 02.06 01.10 02.07 02.06 02.06 08.09	06.12 06.12 06.12 06.12 06.12 06.12 06.12 06.12	+ Bremsscheibendurchm. 283 mm ²⁾	13.0470-3966.2 LD3966	23600 19,4 /Zub/S BOS
	1.6 16V 1.6 16V Turbo 1.6 16V Turbo 1.6 16V VTi 1.6 HDi 1.6 HDi 1.6 HDi 110	80 110 115 88 66 80 82	ORGA 11634 ORGA 11634 ORGA 11634 ORGA 11634 ORGA 11634 ORGA 11634 ORGA 11634	02.06 02.06 10.09 10.06 02.06 02.06 08.09			13.0470-3813.2 LD3813	24150 17,6 /Zub/S BOS
	1.6 16V 1.6 16V RC 1.6 16V Turbo 1.6 16V Turbo 1.6 16V VTi 1.6 HDi 1.6 HDi 1.6 HDi 110	80 128 110 115 88 66 80 82	ORGA 11635 ORGA 11628 ORGA 11635 ORGA 11635 ORGA 11635 ORGA 11635 ORGA 11635 ORGA 11635		06.12 06.12 06.12 06.12 06.12 06.12 06.12 06.12		13.0470-2740.2 LD2740	23554 17,2 /Zub/S LUC
PEUGEOT 207 CC (07-)								
	1.6 16V 1.6 16V Turbo 1.6 16V Turbo 1.6 HDi 1.6 HDi	88 110 115 80 82		02.07 02.07 10.09 02.07 08.09			13.0470-3966.2 LD3966	23600 19,4 /Zub/S BOS
	1.6 16V 1.6 16V Turbo 1.6 16V Turbo 1.6 HDi 1.6 HDi	88 110 115 80 82	ORGA 1164282 ORGA 1163582 ORGA 1163582 ORGA 1163582 ORGA 1163582				13.0470-2740.2 LD2740	23554 17,2 /Zub/S LUC
PEUGEOT 207 SW (07-13)								
	1.4 i 1.4 i 16V 1.6 16V Turbo 1.6 HDi 1.6 HDi 1.6 HDi FAP 110 1.6 HDi FAP 90 1.6 i 16V 1.6 16V RC	54 70 110 68 82 80 66 88 128		06.07 06.07 02.07 11.09 08.09 06.07 06.07 06.07 11.07	07.13 07.13 07.13 07.13 07.13 07.13 07.13 07.13 07.13		13.0470-3994.2 LD3994 13.0470-3966.2 LD3966	23599 19,0 /Zub/S BOS 23600 19,4 /Zub/S BOS
	1.6 16V RC 1.6 16V Turbo 1.6 HDi 1.6 HDi 1.6 HDi FAP 110 1.6 HDi FAP 90 1.6 i 16V	128 110 68 82 80 66 88	ORGA 11628 ORGA 11628 ORGA 11631 ORGA 11635 ORGA 11634 ORGA 11628		07.13 07.13 11.09 07.13 07.13 07.13 07.13		13.0470-2740.2 LD2740	23554 17,2 /Zub/S LUC
PEUGEOT 208 (12-)								
	1.0 VTi 1.2 THP 1.2 VTi 1.4 HDi 1.4 VTi 1.6 BlueHdi 100 1.6 BlueHdi 120	50 81 60 50 70 73 88		01.12 01.13 01.12 01.12 01.12 01.15 11.13		+ Bremsscheibendurchm. 266 mm ¹⁾ + Bremsscheibendurchm. 266 mm ¹⁾ + Bremsscheibendurchm. 266 mm ¹⁾ + Bremsscheibendurchm. 266 mm ¹⁾ + Bremsscheibendurchm. 266 mm ¹⁾ + Bremsscheibendurchm. 266 mm ¹⁾ + Bremsscheibendurchm. 266 mm ¹⁾	13.0470-3994.2 LD3994	23599 19,0 /Zub/S BOS

¹⁾ + brake disc diameter 266 mm / + disco fr.diam. 266mm / + disques fr.diam. 266mm / + disco fr.díam. 266mm

²⁾ + brake disc diameter 283 mm / + disco fr.diam. 283mm / + disques fr.diam. 283mm / + disco fr.díam. 283mm



PEUGEOT 208 (12-)

	1.6 e-HDi	68		01.12	+ Bremsscheibendurchm. 266 mm ¹⁾	13.0470-3994.2	LD3994		23599 19,0 /Zub/S	BOS
	1.6 e-HDi	84		01.12	+ Bremsscheibendurchm. 266 mm ¹⁾					
	1.6 HDi	55		01.13	+ Bremsscheibendurchm. 266 mm ¹⁾					
	1.6 THP	115		01.12	+ Bremsscheibendurchm. 266 mm ¹⁾					
	1.6 THP 163	120		03.15	+ Bremsscheibendurchm. 266 mm ¹⁾					
	1.6 VTi	88		01.12	+ Bremsscheibendurchm. 266 mm ¹⁾					
	1.0 VTi	50		01.12	+ Bremsscheibendurchm. 302 mm ²⁾	13.0470-7202.2	LD7202		23589 19,1 +	ATE
	1.2 THP	81		01.13	+ Bremsscheibendurchm. 302 mm ²⁾					
	1.2 VTi	60		01.12	+ Bremsscheibendurchm. 302 mm ²⁾					
	1.4 HDi	50		01.12	+ Bremsscheibendurchm. 302 mm ²⁾					
	1.4 VTi	70		01.12	+ Bremsscheibendurchm. 302 mm ²⁾					
	1.6 BlueHDi 100	73		01.15	+ Bremsscheibendurchm. 302 mm ²⁾					
	1.6 BlueHDi 120	88		11.13	+ Bremsscheibendurchm. 302 mm ²⁾					
	1.6 e-HDi	68		01.12	+ Bremsscheibendurchm. 302 mm ²⁾					
	1.6 e-HDi	84		01.12	+ Bremsscheibendurchm. 302 mm ²⁾					
	1.6 HDi	55		01.13	+ Bremsscheibendurchm. 302 mm ²⁾					
	1.6 THP	115		01.12	+ Bremsscheibendurchm. 302 mm ²⁾					
	1.6 THP 163	120		03.15	+ Bremsscheibendurchm. 302 mm ²⁾					
	1.6 VTi	88		01.12	+ Bremsscheibendurchm. 302 mm ²⁾					

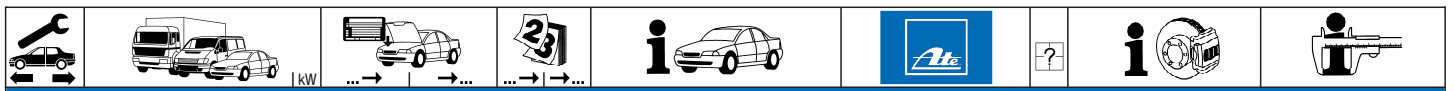
PEUGEOT 301 (12-)

	1.2 VTi 72	53		11.12		13.0470-3994.2	LD3994		+ belüftete Scheiben ³⁾	23599 19,0 /Zub/S	BOS
	1.6 HDi 92	68		11.12							
	1.6 VTi 115	85		11.12							

PEUGEOT 307 Limousine (00-07)

	1.4	55		08.00	07.07	13.0470-3994.2	LD3994		23599 19,0 /Zub/S	BOS					
	1.4 16V	65		11.03	07.07 - ESP										
	1.4 16V	65	ORGA 10551		07.07 + ESP										
	1.4 HDi	50		10.01	07.07										
	1.6 16V	80		08.00	07.07 - ESP/ + Schaltgetriebe ⁴⁾										
	1.6 16V	80	ORGA 10551		07.07 + ESP/ + Schaltgetriebe ⁵⁾										
	1.6 HDi 90	66	ORGA 10551		07.07 + ESP										
	1.6 HDi 90	66		04.05	07.07 - ESP										
	2.0 HDi 90	66	ORGA 09520		07.07 - ESP										
	1.4 16V	65	ORGA 10550	11.03	+ ESP						13.0470-3966.2	LD3966		23600 19,4 /Zub/S	BOS
	1.6 16V	80	ORGA 10550	08.00	+ ESP/ + Schaltgetriebe ⁵⁾										
	1.6 16V	80		08.00	07.07 + Automatikgetriebe ⁶⁾										
	1.6 BioFlex	80		09.07											
	1.6 HDi 110	80		02.04	07.07										
	1.6 HDi 90	66	ORGA 10550	04.05	+ ESP										
	2.0 16V	100		08.00	07.07										
	2.0 16V	103		03.05	07.07										
	2.0 HDi 110	79		08.00	07.07										
	2.0 HDi 90	66	ORGA 09519	08.00											
	2.0 HDi 90	66	ORGA 09520		07.07										
2.0 16V	130		06.05	07.07	13.0470-7202.2	LD7202		23589 19,1 +	ATE						
2.0 HDi 135	100		10.03	07.07											
	1.4	55		08.00	07.07	13.0470-2823.2	LD2823		23554 17,2 /S	LUC					
	1.4 16V	65		11.03	07.07										
	1.4 HDi	50		10.01	07.07										
	1.6 16V	80		08.00	07.07										
	1.6 HDi 110	80		02.04	07.07										
	1.6 HDi 90	66		04.05	07.07										
	2.0 16V	100		08.00	07.07										
	2.0 16V	103		03.05	07.07										
	2.0 16V	130		06.05	07.07										
	2.0 HDi 110	79		08.00	07.07										
	2.0 HDi 135	100		10.03	07.07										
	2.0 HDi 90	66		08.00	07.07										
	1.4	55	ORGA 10656	08.00							13.0470-3813.2	LD3813		24150 17,6 /Zub/S	BOS
	1.4 16V	65	ORGA 10656	11.03											
1.4 HDi	50	ORGA 10656	10.01												
1.6 16V	80	ORGA 10656	08.00												
1.6 HDi 110	80	ORGA 10656	02.04												
1.6 HDi 90	66	ORGA 10656	04.05												
2.0 16V	100	ORGA 10656	08.00												
2.0 16V	103	ORGA 10656	03.05												
2.0 16V	130	ORGA 10656	06.05												
2.0 HDi 110	79	ORGA 10656	08.00												
2.0 HDi 135	100	ORGA 10656	10.03												

¹⁾ + brake disc diameter 266 mm / + disco fr.diam. 266mm / + disques fr.diam. 266mm / + disco fr.diam. 266mm
²⁾ + brake disc diameter 302 mm / + disco fr.diam. 302mm / + disques fr.diam. 302mm / + disco fr.diam. 302mm
³⁾ + ventilated discs / + dischi ventilati / + disques ventilés / + disco ventilado
⁴⁾ - ESP/ + manual transm. / - ESP/+ scatola cambio velocità / - ESP/ + transmission mécanique / - ESP/ + cambio de velocidad
⁵⁾ + ESP/ + manual transm. / + ESP/+ scatola cambio velocità / + ESP/ + transmission mécanique / + ESP/ + cambio de velocidad
⁶⁾ + autom.transmission / + scatola cambio automatico / + transmission automatique / + cambio automático



PEUGEOT 307 Limousine (00-07)

	2.0 HDi 90	66	ORGA 10656	08.00		13.0470-3813.2	LD3813		24150 17,6 /Zub/S	BOS
--	------------	----	------------	-------	--	----------------	--------	--	-------------------	-----

PEUGEOT 307 Break (02-08)

	1.4	55	ORGA 10550	04.02	+ ESP	13.0470-3966.2	LD3966		23600 19,4 /Zub/S	BOS
	1.4 16V	65	ORGA 10550	11.03	+ ESP					
	1.6 16V	80		03.02	04.08					
	1.6 BioFlex	80		09.07	04.08					
	1.6 HDi 110	80		02.04	04.08					
	1.6 HDi 90	66		04.05	04.08					
	2.0 16V	100		03.02	04.08					
	2.0 16V	103		03.05	04.08					
	2.0 HDi 110	79		03.02	04.08					
	2.0 HDi 90	66		03.02	04.08					

	1.4	55	ORGA 10551	04.02	04.08 + ESP	13.0470-3994.2	LD3994		23599 19,0 /Zub/S	BOS
	1.4	55		09.03	- ESP					
	1.4 16V	65	ORGA 10551	04.08	+ ESP					
	1.4 16V	65		11.03	04.08 - ESP					
	1.4 HDi	50		03.02	04.08					
	2.0 16V	130		06.05	04.08	13.0470-7202.2	LD7202		23589 19,1 +	ATE
	2.0 HDi 135	100		02.04	04.08					

	1.4	55	ORGA 12056	04.02		13.0470-2823.2	LD2823		23554 17,2 /S	LUC
	1.4 16V	65	ORGA 12056	11.03						
	1.4 HDi	50	ORGA 12056	03.02						
	1.6 16V	80	ORGA 12056	03.02						
	1.6 BioFlex	80	ORGA 12056	09.07						
	1.6 HDi 110	80	ORGA 12056	02.04						
	1.6 HDi 90	66	ORGA 12056	04.05						
	2.0 16V	100	ORGA 12056	03.02						
	2.0 16V	103	ORGA 12056	03.05						
	2.0 16V	130	ORGA 12056	06.05						
	2.0 HDi 110	79	ORGA 12056	03.02						
	2.0 HDi 135	100	ORGA 12056	02.04						
	2.0 HDi 90	66	ORGA 12056	03.02						

	1.4	55	ORGA 10656	04.02		13.0470-3813.2	LD3813		24150 17,6 /Zub/S	BOS
	1.4 16V	65	ORGA 10656	11.03						
	1.4 HDi	50	ORGA 10656	03.02						
	1.6 16V	80	ORGA 10656	03.02						
	1.6 HDi 110	80	ORGA 10656	02.04						
	1.6 HDi 90	66	ORGA 10656	04.05						
	2.0 16V	100	ORGA 10656	03.02						
	2.0 16V	103	ORGA 10656	03.05						
	2.0 16V	130	ORGA 10656	06.05						
	2.0 HDi 110	79	ORGA 10656	03.02						
	2.0 HDi 135	100	ORGA 10656	02.04						
	2.0 HDi 90	66	ORGA 10656	03.02						

	1.4	55	ORGA 12057	04.08		13.0470-3813.2	LD3813		24150 17,6 /Zub/S	BOS
	1.4 16V	65	ORGA 12057	04.08						
	1.4 HDi	50	ORGA 12057	04.08						
	1.6 16V	80	ORGA 12057	04.08						
	1.6 HDi 110	80	ORGA 12057	04.08						
	1.6 HDi 90	66	ORGA 12057	04.08						
	2.0 16V	100	ORGA 12057	04.08						
	2.0 16V	103	ORGA 12057	04.08						
	2.0 16V	130	ORGA 12057	04.08						
	2.0 HDi 110	79	ORGA 12057	04.08						
	2.0 HDi 135	100	ORGA 12057	04.08						
	2.0 HDi 90	66	ORGA 12057	04.08						

PEUGEOT 307 CC (03-09)

	CC 110	80		03.05	02.09	13.0470-3966.2	LD3966		23600 19,4 /Zub/S	BOS
	CC 135	100		10.03	02.09					
	CC 140	103		03.05	02.09					
	CC 180	130		10.03	02.09	13.0470-7202.2	LD7202		23589 19,1 +	ATE
	CC HDi 135	100		06.05	02.09					

	CC 110	80	ORGA 12056	03.05		13.0470-2823.2	LD2823		23554 17,2 /S	LUC
	CC 135	100	ORGA 12056	10.03						
	CC 140	103	ORGA 12056	03.05						
	CC 180	130	ORGA 12056	10.03						
	CC HDi 135	100	ORGA 12056	06.05						

	CC 110	80	ORGA 10656	03.05		13.0470-3813.2	LD3813		24150 17,6 /Zub/S	BOS
	CC 135	100	ORGA 10656	10.03						
	CC 140	103	ORGA 10656	03.05						
	CC 180	130	ORGA 10656	10.03						
	CC HDi 135	100	ORGA 10656	06.05						

	CC 110	80	ORGA 12057	02.09		13.0470-3813.2	LD3813		24150 17,6 /Zub/S	BOS
	CC 135	100	ORGA 12057	02.09						
	CC 140	103	ORGA 12057	02.09						
	CC 180	130	ORGA 12057	02.09						
	CC HDi 135	100	ORGA 12057	02.09						





















PEUGEOT 307 SW (02-08)























	1.4	55	ORGA 10551		04.08	+ ESP	13.0470-3994.2	LD3994		23599	19,0 /Zub/S	BOS
	1.4	55			04.02	- ESP						
	1.4 16V	65	ORGA 10551			+ ESP						
	1.4 16V	65			11.03	- ESP						
	1.4 HDi	50			03.02	01.05						
	1.4	55		ORGA 10550	04.02	+ ESP	13.0470-3966.2	LD3966		23600	19,4 /Zub/S	BOS
	1.4 16V	65		ORGA 10550	11.03	+ ESP						
	1.6 16V	80			03.02	04.08						
	1.6 BioFlex	80			09.07	04.08						
	1.6 D	66			12.06	04.08						
1.6 HDi 110	80			02.04	04.08							
2.0 16V	100			03.02	04.08							
2.0 16V	103			03.05	04.08							
2.0 HDi 110	79			03.02	04.08							
2.0 HDi 90	66			03.02	04.08							
2.0 HDi 135	100			02.04	04.08	13.0470-7202.2	LD7202		23589	19,1 +	ATE	
	1.4	55	ORGA 12056		04.02		13.0470-2823.2	LD2823		23554	17,2 /S	LUC
	1.4 16V	65	ORGA 12056		11.03							
	1.4 HDi	50			03.02	01.05						
	1.6 16V	80	ORGA 12056		03.02							
	1.6 BioFlex	80	ORGA 12056		09.07							
	1.6 D	66	ORGA 12056		12.06							
	1.6 HDi 110	80	ORGA 12056		02.04							
	2.0 16V	100	ORGA 12056		03.02							
	2.0 16V	103	ORGA 12056		03.05							
	2.0 HDi 110	79	ORGA 12056		03.02							
2.0 HDi 135	100	ORGA 12056		02.04								
2.0 HDi 90	66	ORGA 12056		03.02								
	1.4	55	ORGA 10656		04.02		13.0470-3813.2	LD3813		24150	17,6 /Zub/S	BOS
	1.4 16V	65	ORGA 10656		11.03							
	1.4 HDi	50			03.02	01.05						
	1.6 16V	80	ORGA 10656		03.02							
	1.6 BioFlex	80	ORGA 10656		09.07							
	1.6 D	66	ORGA 10656		12.06							
	1.6 HDi 110	80	ORGA 10656		02.04							
	2.0 16V	100	ORGA 10656		03.02							
	2.0 16V	103	ORGA 10656		03.05							
	2.0 HDi 110	79	ORGA 10656		03.02							
2.0 HDi 135	100	ORGA 10656		02.04								
2.0 HDi 90	66	ORGA 10656		03.02								
	1.4 16V	65	ORGA 12057			04.08	13.0470-3813.2	LD3813		24150	17,6 /Zub/S	BOS
	1.6 16V	80	ORGA 12057			04.08						
	1.6 BioFlex	80	ORGA 12057			04.08						
	1.6 D	66	ORGA 12057			04.08						
	1.6 HDi 110	80	ORGA 12057			04.08						
	2.0 16V	100	ORGA 12057			04.08						
	2.0 16V	103	ORGA 12057			04.08						
	2.0 HDi 110	79	ORGA 12057			04.08						
	2.0 HDi 135	100	ORGA 12057			04.08						
	2.0 HDi 90	66	ORGA 12057			04.08						

PEUGEOT 308 Limousine (07-13)





















	1.4 16V	72			12.09	07.13	13.0470-3847.2	LD3847		24660	17,8 /Zub/S	BOS
	1.4 VTi	70			08.07	07.13						
	1.6 140 THP	103			08.07	07.13						
	1.6 150 THP	110			08.07	07.13						
	1.6 16V	115			10.09	07.13						
	1.6 BioFlex	80			04.08	07.13						
	1.6 HDi 110	80			08.07	07.13						
	1.6 HDi 112	82			12.09	07.13						
	1.6 HDi 115	84			03.13	07.13						
	1.6 HDi 90	66			08.07	07.13						
1.6 HDi 92	68			11.09	07.13							
1.6 VTi	88			08.07	07.13							
2.0 HDi 135	100	ORGA 11678			07.13							
2.0 HDi FAP 140	103			12.08	07.13							
	1.6 16V	115			10.09	07.13	13.0470-7202.2	LD7202		23589	19,1 +	ATE
	1.6 175 THP	128			03.08	07.13						
	2.0 HDi 135	100	ORGA 11678		08.07							
	2.0 HDi 163	120			04.12	07.13						
	1.4 16V	72			12.09	07.13	13.0470-2740.2	LD2740		23554	17,2 /Zub/S	LUC
1.4 VTi	70			08.07	07.13							
1.6	120			01.12	07.13							
1.6 140 THP	103			08.07	07.13							
1.6 150 THP	110			08.07	07.13							
1.6 16V	115			10.09	07.13							
1.6 175 THP	128			03.08	07.13							
1.6 BioFlex	80			04.08	07.13							
1.6 HDi 110	80			08.07	07.13							
1.6 HDi 112	82			12.09	07.13							
1.6 HDi 115	84			03.13	07.13							
1.6 HDi 90	66			08.07	07.13							
1.6 HDi 92	68			11.09	07.13							
1.6 VTi	88			08.07	07.13							
2.0 HDi	110			10.11	07.13							
2.0 HDi 135	100			08.07	07.13							



								
PEUGEOT 308 Limousine (07-13)								
	2.0 HDi 163 2.0 HDi FAP 140	120 103		04.12 12.08	07.13 07.13		13.0470-2740.2 LD2740	23554 17,2 /Zub/S LUC
PEUGEOT 308 SW (08-14)								
	1.4 16V 1.4 16V 1.6 16V 1.6 Bioflex 1.6 HDi 110 1.6 HDi 112 1.6 HDi 115 1.6 HDi 90 1.6 HDi 92 2.0 BioFlex	70 72 88 82 80 82 84 66 68 103 ORGA 11679		05.08 12.09 05.08 03.09 05.08 12.09 03.13 05.08 11.09 04.14	04.14 04.14 04.14 04.14 04.14 04.14 04.14 04.14 04.14 04.14		13.0470-3847.2 LD3847	24660 17,8 /Zub/S BOS
	1.6 16V 1.6 16V 1.6 16V 1.6 16V 2.0 BioFlex 2.0 HDi 2.0 HDi 135 2.0 HDi 140 2.0 HDi 150	103 110 115 128 103 120 100 103 110	ORGA 11678	05.08 05.08 10.09 05.08 05.08 06.09 05.08 12.08 04.11	04.14 04.14 04.14 04.14 04.14 04.14 04.14 04.14 04.14		13.0470-7202.2 LD7202	23589 19,1 + ATE
	1.4 16V 1.4 16V 1.6 16V 1.6 16V 1.6 16V 1.6 16V 1.6 16V 1.6 Bioflex 1.6 HDi 110 1.6 HDi 112 1.6 HDi 115 1.6 HDi 90 1.6 HDi 92 2.0 BioFlex 2.0 HDi 2.0 HDi 135 2.0 HDi 140 2.0 HDi 150	70 72 88 103 110 115 128 82 80 82 84 66 68 103 120 100 103 110		05.08 12.09 05.08 05.08 05.08 10.09 05.08 03.09 05.08 12.09 03.13 05.08 11.09 05.08 06.09 05.08 12.08 04.11	04.14 04.14 04.14 04.14 04.14 04.14 04.14 04.14 04.14 04.14 04.14 04.14 04.14 04.14 04.14 04.14 04.14 04.14	- Break Loisirs - Break Loisirs - Break Loisirs - Break Loisirs - Break Loisirs - Break Loisirs - Break Loisirs - Break Loisirs - Break Loisirs - Break Loisirs - Break Loisirs - Break Loisirs - Break Loisirs - Break Loisirs - Break Loisirs - Break Loisirs - Break Loisirs - Break Loisirs	13.0470-2740.2 LD2740	23554 17,2 /Zub/S LUC
PEUGEOT 308 CC (09-)								
	1.6 16V 1.6 16V 1.6 THP 2.0 HDi 2.0 HDi 2.0 HDi FAP 140	103 115 110 100 120 103		06.09 09.09 06.09 04.09 06.09 03.09			13.0470-7202.2 LD7202	23589 19,1 + ATE
	1.6 HDi 1.6 HDi 115 1.6 VTi	82 84 88		03.09 03.13 03.09			13.0470-3847.2 LD3847	24660 17,8 /Zub/S BOS
	1.6 16V 1.6 16V 1.6 HDi 1.6 HDi 115 1.6 THP 1.6 VTi 2.0 HDi 2.0 HDi 2.0 HDi FAP 140	103 115 82 84 110 88 100 120 103		06.09 09.09 03.09 03.13 06.09 03.09 04.09 06.09 03.09			13.0470-2740.2 LD2740	23554 17,2 /Zub/S LUC
PEUGEOT 407 Limousine / SW (04-11)								
	1.6 HDi 110 1.8 16V 1.8 16V 2.0 16V 2.0 16V 2.0 Bioflex 2.0 HDi 135	80 85 92 100 103 103 100	ORGA 11682	05.04 05.04 09.05 05.04 09.05 09.07 05.04	02.11 02.11 02.11 02.11 02.11 02.11 02.11		13.0470-2891.2 LD2891	23134 19,6 +/WK/S LUC
	2.2 16V 2.2 16V 2.2 HDi 2.2 HDi 170 2.7 HDi 3.0 V6	116 120 120 125 150 155	ORGA 12410	05.04 09.05 06.08 05.06 10.05 05.04	02.11 02.11 02.11 02.11 02.11 02.11		13.0470-2892.2 LD2892	24133 18,6 +/WK/Zub/S LUC
	2.0 HDi 2.0 HDi 2.0 HDi 135 2.0 HDi 140	110 120 100 ORGA 11683 103		10.10 07.09 08.08	02.11 02.11 02.11 02.11		13.0470-7252.2 LD7252	24332 18,3 +/WK ATE
	1.6 HDi 110 1.8 16V 1.8 16V 2.0 16V 2.0 16V	80 85 92 100 103		05.04 05.04 09.05 05.04 09.05	02.11 02.11 02.11 02.11 02.11		13.0470-2893.2 LD2893	24135 17,7 /S LUC
								

        											
PEUGEOT 407 Limousine / SW (04-11)											
	2.0 Bioflex	103		09.07	02.11		13.0470-2893.2	LD2893		24135 17,7 /S	LUC
	2.0 HDi	110		02.10	02.11						
	2.0 HDi	120		07.09	02.11						
	2.0 HDi 135	100		05.04	02.11						
	2.0 HDi 140	103		08.08	02.11						
	2.2 16V	116		05.04	02.11						
	2.2 16V	120		09.05	02.11						
	2.2 HDi	120		06.08	02.11						
	2.2 HDi 170	125		05.06	02.11						
	2.7 HDi	150		10.05	02.11						
3.0 V6	155		05.04	02.11							
PEUGEOT 407 Coupe (05-11)											
	2.0 HDi 135	100		07.07	12.11		13.0470-2892.2	LD2892		24133 18,6 +WK/Zub/S/LUC	
	2.2 16V	120		10.05	12.11						
	2.7 HDi	150		10.05	12.11						
	3.0 V6	155	ORGA 12410	10.05							
	2.0 HDi	110		02.10	12.11		13.0470-7252.2	LD7252		24332 18,3 +WK	ATE
	2.0 HDi	120		06.09	12.11						
	2.0 HDi	110		02.10	12.11		13.0470-2893.2	LD2893		24135 17,7 /S	LUC
	2.0 HDi	120		06.09	12.11						
	2.0 HDi 135	100		07.07	12.11						
	2.2 16V	120		10.05	12.11						
	2.7 HDi	150		10.05	12.11						
	3.0 HDi	177		06.09	12.11						
3.0 V6	155		10.05	12.11							
PEUGEOT 607 (00-10)											
	2.0	100		12.04	12.10		13.0470-2892.2	LD2892		24133 18,6 +WK/Zub/S/LUC	
	2.0 HDi	80		12.04	12.10						
	2.0 HDi	100		09.05	12.10						
	2.2 16V	116		12.04	12.10						
	2.2 16V	120		09.05	12.10						
	2.2 HDi	98		12.04	12.10						
	2.2 HDi	125		05.06	12.10						
	2.7 HDi 24V	150		12.04	12.10						
	3.0 V6 24V	155		03.04	12.10						
		2.0	100		12.04	12.10		13.0470-2893.2	LD2893		24135 17,7 /S
2.0 HDi		80		12.04	12.10						
2.0 HDi		100		09.05	12.10						
2.2 16V		116		12.04	12.10						
2.2 16V		120		09.05	12.10						
2.2 HDi		98		12.04	12.10						
2.2 HDi		125		05.06	12.10						
2.7 HDi 24V		150		12.04	12.10						
3.0 V6 24V		155		03.04	12.10						
PEUGEOT 1007 (05-11)											
	1.4	54		04.05	02.11		13.0470-3994.2	LD3994		23599 19,0 /Zub/S	BOS
	1.4 16V	65		10.05	02.11						
	1.4 HDi	50		04.05	02.11						
	1.6 16V	80		04.05	02.11						
	1.6 HDi 110	80		04.07	02.11		13.0470-3966.2	LD3966		23600 19,4 /Zub/S	BOS
	1.6 16V	80		04.05	02.11		13.0470-2823.2	LD2823		23554 17,2 /S	LUC
	1.6 HDi 110	80		04.07	02.11						
PEUGEOT 2008 (13-)											
	1.2 THP 110	81		01.15		+ Bremsscheibendurchm. 266 mm ¹⁾	13.0470-3994.2	LD3994		23599 19,0 /Zub/S	BOS
	1.2 THP 130	96		01.15		+ Bremsscheibendurchm. 266 mm ¹⁾					
	1.2 VTi 82	60		03.13		+ Bremsscheibendurchm. 266 mm ¹⁾					
	1.4 HDi 68	50		03.13		+ Bremsscheibendurchm. 266 mm ¹⁾					
	1.6 BlueHDi 100	73		01.15		+ Bremsscheibendurchm. 266 mm ¹⁾					
	1.6 BlueHDi 120	88		07.14		+ Bremsscheibendurchm. 266 mm ¹⁾					
	1.6 e-HDi 115	84		03.13		+ Bremsscheibendurchm. 266 mm ¹⁾					
	1.6 e-HDi 92	68		03.13		+ Bremsscheibendurchm. 266 mm ¹⁾					
	1.6 VTi 120	88		03.13		+ Bremsscheibendurchm. 266 mm ¹⁾					
		1.2 THP 110	81		01.15			13.0470-2740.2	LD2740		23554 17,2 /Zub/S
1.2 THP 130		96		01.15							
1.2 VTi 82		60		03.13							
1.4 HDi 68		50		03.13							
1.6 BlueHDi 100		73		01.15							
1.6 BlueHDi 120		88		07.14							
1.6 e-HDi 115		84		03.13							
1.6 e-HDi 92		68		03.13							
1.6 VTi 120		88		03.13							
PEUGEOT 3008 (09-)											
	1.6 HDi	80		06.09			13.0470-3847.2	LD3847		24660 17,8 /Zub/S	BOS
	1.6 HDi	82		08.10							
	1.6 HDi 115	84		11.12							
	1.6 HDi 120	88		05.14							
	1.6 VTi	88		06.09							
	1.6 THP			06.09			13.0470-7202.2	LD7202		23589 19,1 +	ATE
	2.0 HDi			06.09							
	2.0 HDi	100		09.11							
↓											

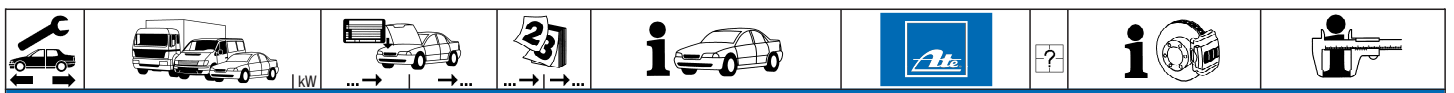
¹⁾ + brake disc diameter 266 mm / + disco fr.diam. 266mm / + disques fr.diam. 266mm / + disco fr.díam. 266mm

								
PEUGEOT 3008 (09-)								
	2.0 HDi Hybrid4		02.11		13.0470-7230.2	LD7230		24557 19,4 + ATE
PEUGEOT 5008 (09-)								
	1.6 16V	88	09.09		13.0470-7229.2	LD7229		24538 18,5 + ATE
	1.6 HDi	80	09.09					
	1.6 HDi	82	08.10					
	1.6 HDi 115	84	11.12					
	1.2	96	01.15		13.0470-7230.2	LD7230		24557 19,4 + ATE
	1.6 16V	115	09.09					
	1.6 HDi 120	88	05.14					
	1.6 THP 150	110	02.12					
	1.6 THP 163	120	02.12					
	2.0 HDi	100	02.12					
	2.0 HDi	110	09.09					
	2.0 HDi	120	09.09					
PEUGEOT PARTNER Kombi (96-08)								
	1.1 i	44	10.02	03.08	13.0470-3994.2	LD3994		23599 19,0 /Zub/S BOS
	1.4	54	11.02	03.08				
	1.4 i	55	10.02	03.08				
	1.6 16V	80 ORGA 09128		03.08				
	1.6 HDi 75	55	02.06	03.08				
	1.6 HDi 90	66	02.06	03.08				
	1.8 i	66 ORGA 09128		03.08				
	1.9 D	50 ORGA 09128		03.08				
	1.9 D	51 ORGA 09128		03.08				
	1.9 D 4X4	51	04.04	03.08				
	2.0 HDi 90	66 ORGA 09128		03.08				
	1.6 16V	80	07.01	03.08 + ESP	13.0470-2823.2	LD2823		23554 17,2 /S LUC
	1.6 HDi 75	55	02.06	03.08 + ESP				
	1.6 HDi 90	66	02.06	03.08 + ESP				
	2.0 HDi 90	66	02.00	03.08 + ESP				
PEUGEOT PARTNER Kasten (96-08)								
	1.1 i	44	10.02	03.08	13.0470-3994.2	LD3994		23599 19,0 /Zub/S BOS
	1.4 i	55	10.02	03.08				
	1.6	80	09.00	03.08				
	1.6 HDi 75	55	02.06	03.08				
	1.6 HDi 90	66	02.06	03.08				
	1.8 D	43 ORGA 09128		03.08				
	1.8 D	44 ORGA 09128		02.98				
	1.9 D	51 ORGA 09128		03.08				
	2.0 HDi 90	66 ORGA 09128		03.08				
	Electric	25	01.98	03.08				
	2.0 HDi 90	66	04.00	03.08 + ESP	13.0470-2823.2	LD2823		23554 17,2 /S LUC
PEUGEOT PARTNER Tepee/Kasten/Pritsche (B9) (08-)								
	1.6	72	08.10		13.0470-7229.2	LD7229		24538 18,5 + ATE
	1.6	88	04.10					
	1.6 BlueHDi 100	73	12.14					
	1.6 BlueHDi 120	88	12.14					
	1.6 HDi	55	04.08					
	1.6 HDi	66	04.08					
	1.6 HDi	80	04.08					
	1.6 HDi	82	08.10					
	1.6 HDi 115	84	03.13					
	1.6 HDi 4x4	66	04.12					
	1.6 i 16V	66	04.08					
	1.6 i 16V	80	04.08					
	Electrique	49	06.13					
PEUGEOT RCZ (10-)								
	1.6 16V	115	03.10		13.0470-7202.2	LD7202		23589 19,1 + ATE
	2.0 HDi	120	03.10	+ 18" Rad ¹⁾				
PORSCHE BOXSTER (986) (96-04)								
	2.5	150	09.96	07.99	13.0470-4814.2	LD4814		21937 15,5 /WE BRE
	2.7	162	08.99	06.02				
	2.7	168	07.02	12.04				
PORSCHE BOXSTER (987) (05-11)								
	2.7	176	11.04	07.06	13.0470-4814.2	LD4814		21937 15,5 /WE BRE
	2.7	180	06.06	09.11				
PORSCHE CAYENNE I (03-10)								
	3.0 TDI	176	02.09	04.10 + 17" Rad/ + schwarzer Sattel ²⁾	13.0470-4992.2	LD4992		23692 16,6 /WE BRE
	3.2	184	10.03	12.06 + 17" Rad/ + schwarzer Sattel ²⁾				
	3.6	213	01.07	04.10 + 17" Rad/ + schwarzer Sattel ²⁾				
	3.0 TDI	176	02.09	04.10 + 18" Rad/ + silberner Sattel ³⁾	13.0470-4993.2	LD4993		23693 16,6 /WE BRE
	3.2	184	10.03	12.06 + 18" Rad/ + silberner Sattel ³⁾				

¹⁾ + 18" wheel / + ruota 18" / + roue 18" / + rueda 18"

²⁾ + 17" wheel/ + black caliper / + ruota 17"/ + pinza nero / + roue 17"/ + étrier noir / + rueda 17"/ + pinza negro

³⁾ + 18" wheel/ + silver caliper / + ruota 18"/ + pinza argento / + roue 18"/ + étrier argent / + rueda 18"/ + pinza plata



PORSCHE CAYENNE I (03-10)											
	3.6	213		01.07	04.10	+ 18" Rad/ + silberner Sattel ¹⁾	13.0470-4993.2	LD4993		23693 16,6 /WE	BRE
	3.0 TDI	176		02.09	12.09	+ 17" Rad ²⁾	13.0470-4976.2	LD4976		23694 16,7 /WE	BRE
	3.2	184		10.03	12.06	+ 17" Rad ²⁾					
	3.6	213		01.07	12.09	+ 17" Rad ²⁾					
	GTS 4.8	298		10.07	12.09	+ 17" Rad/ + roter Sattel ³⁾					
	S 4.5	250		09.02	12.06	+ 17" Rad ²⁾					
	S 4.8	283		01.07	12.09	+ 17" Rad ²⁾					
	Turbo 4.5	331		09.02	12.06	+ 17" Rad ²⁾					
	Turbo S 4.8	368		01.07	12.09	+ 17" Rad ²⁾					
	3.2	184		01.05	12.06	+ 18" Rad ⁴⁾	13.0470-4976.2	LD4976		23694 16,7 /WE	BRE
	S 4.5	250		01.05	12.06	+ 18" Rad ⁴⁾					
	Turbo 4.5	331		01.05	12.06	+ 18" Rad ⁴⁾					
	3.0 TDI	176		02.09	12.09	+ 18" Rad ⁴⁾	13.0470-4850.2	LD4850		24296 15,5 /WE	BRE
	3.6	213		01.07	12.09	+ 18" Rad ⁴⁾					
	S 4.8	283		01.07	12.09	+ 18" Rad ⁴⁾					
	Turbo S 4.8	368		01.07	12.09	+ 18" Rad ⁴⁾					
PORSCHE CAYMAN (987C) (05-12)											
	2.7	180		05.06	05.12		13.0470-4814.2	LD4814		21937 15,5 /WE	BRE
RENAULT AVANTIME (01-03)											
	2.0 16V Turbo	120		11.01	06.03		13.0470-2845.2	LD2845		23554 16,4 /Zub/S	LUC
	2.2 dCi	110		05.02	06.03						
	3.0 V6	152		09.01	06.03						
RENAULT CAPTUR (J87) (13-)											
	0.9 TCe 90	66		06.13			13.0470-2709.2	LD2709		23973 17,4 /Zub/S	LUC
	1.2 TCe 120	88		06.13			13.0470-7266.2	LD7266		24538 17,9 +	ATE
	1.5 dCi 110	81		01.15							
	1.5 dCi 90	66		06.13							
RENAULT CLIO III (BR_/CR_) (05-12)											
	1.2 16V	48		06.05	12.12		13.0470-2709.2	LD2709		23973 17,4 /Zub/S	LUC
	1.2 16V	55		06.05	12.12						
	1.2 16V	58		06.05	12.12						
	1.2 16V	74		05.07	12.12						
	1.2 16V	76		09.10	12.12						
	1.2 16V Hi-Flex	55		07.08	12.12						
	1.4 16V	72		06.05	12.12						
	1.5 dCi	47		06.05	12.12						
	1.5 dCi	48		05.05	10.06						
	1.5 dCi	50		06.05	12.12						
	1.5 dCi	55		08.10	12.12						
	1.5 dCi	63		06.05	12.12						
	1.5 dCi	65		08.10	12.12						
	1.5 dCi	76		06.05	12.12						
	1.5 dCi	78		06.05	12.12						
	1.6 16V	65		06.05	12.12						
	1.6 16V	82		06.05	12.12						
	1.6 16V GT	94		04.09	12.12						
	2.0 16V	102		09.06	12.12		13.0470-7221.2	LD7221		24535 18,3 +	ATE
	2.0 16V	110		11.07	12.12						
	1.2 16V	48		06.05	12.12		13.0470-2845.2	LD2845		23554 16,4 /Zub/S	LUC
	1.2 16V	55		06.05	12.12						
	1.2 16V	58		06.05	12.12						
	1.2 16V	74		05.07	12.12						
	1.2 16V	76		09.10	12.12						
	1.2 16V Hi-Flex	55		07.08	12.12						
	1.4 16V	72		06.05	12.12						
	1.5 dCi	48		05.05	10.06						
	1.5 dCi	50		06.05	12.12						
	1.5 dCi	55		08.10	12.12						
	1.5 dCi	63		06.05	12.12						
	1.5 dCi	65		08.10	12.12						
	1.5 dCi	76		06.05	12.12						
	1.5 dCi	78		06.05	12.12						
	1.6 16V	65		06.05	12.12						
	1.6 16V	82		06.05	12.12						
	1.6 16V GT	94		04.09	12.12						
	2.0 16V	102		09.06	12.12						
	2.0 16V	110		11.07	12.12						
RENAULT CLIO III Grandtour (KR_) (08-12)											
	1.2 16V	55		02.08	12.12		13.0470-2709.2	LD2709		23973 17,4 /Zub/S	LUC
	1.2 16V	57		02.08	12.12						
	1.2 16V	74		02.08	12.12						
	1.2 16V Hi-Flex	55		07.08	12.12						
	1.4 16V	72		02.10	12.12						
	1.5 dCi	48		02.08	12.12						
	1.5 dCi	50		02.08	12.12						
	1.5 dCi	63		02.08	12.12						
	1.5 dCi	76		02.08	12.12						
	1.5 dCi	78		02.08	12.12						

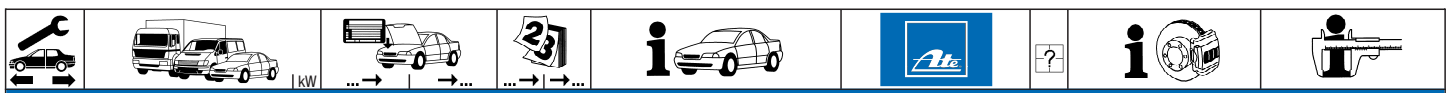
¹⁾ + 18" wheel/ + silver caliper / + ruota 18"/ + pinza argento / + roue 18"/ + étrier argent / + rueda 18"/ + pinza plata

²⁾ + 17" wheel / + ruota 17" / + roue 17" / + rueda 17"

³⁾ + 17" wheel/ + red caliper / + ruota 17"/ + pinza rosso / + roue 17"/ + étrier rouge / + rueda 17"/ + pinza rojo











⁴⁾ + 18" wheel / + ruota 18" / + roue 18" / + rueda 18"





RENAULT CLIO III Grandtour (KR_) (08-12)										
	1.6 16V 1.6 16V	82 94		02.08 11.08	12.12 12.12		13.0470-2709.2	LD2709	23973 17,4 /Zub/S	LUC
	1.2 16V 1.2 16V 1.2 16V 1.2 16V Hi-Flex 1.4 16V 1.5 dCi 1.5 dCi 1.5 dCi 1.5 dCi 1.5 dCi 1.6 16V 1.6 16V	55 57 74 55 72 48 50 63 76 78 82 94		02.08 02.08 02.08 07.08 02.10 02.08 02.08 02.08 02.08 02.08 02.08 11.08	12.12 + ESP 12.12 + ESP 12.12 + ESP 12.12 + ESP 12.12 + ESP 12.12 + ESP 12.12 + ESP 12.12 + ESP 12.12 + ESP 12.12 + ESP 12.12 + ESP 12.12 + ESP		13.0470-2845.2	LD2845	23554 16,4 /Zub/S	LUC
RENAULT CLIO IV (B98_) (12-)										
	1.2 TCe 120 1.5 dCi 90	88 66		03.13 09.12		+ Automatikgetriebe 1)	13.0470-2709.2	LD2709	23973 17,4 /Zub/S	LUC
	1.6 R.S. 200	147		03.13			13.0470-7249.2	LD7249	24709 18,6 +	ATE
	1.6 R.S. 200	147		03.13			13.0470-2740.2	LD2740	23554 17,2 /Zub/S	LUC
RENAULT CLIO IV Grandtour (K98_) (12-)										
	0.9 TCe 90 1.2 16V 1.2 TCe 120 1.5 dCi 75 1.5 dCi 90	66 54 88 55 66		11.12 11.12 03.13 11.12 11.12			13.0470-2709.2	LD2709	23973 17,4 /Zub/S	LUC
RENAULT DOKKER (K67/F67) (12-)										
	1.5 dCi 75 1.5 dCi 90 1.6 MPI	55 66 61		11.12 11.12 11.12		- ESP - ESP - ESP	13.0470-2709.2	LD2709	23973 17,4 /Zub/S	LUC
	1.2 TCe 115 1.5 dCi 75 1.5 dCi 90 1.6 MPI	85 55 66 61		01.13 11.12 11.12 11.12		+ ESP + ESP + ESP	13.0470-7266.2	LD7266	24538 17,9 +	ATE
RENAULT DUSTER (HS-) (11-)										
	1.5 dCi 1.6 16V 1.6 16V 4x4 2.0	66 75 75 98		06.11 06.11 06.11 02.12		- ABS - ESP - ESP - ABS	13.0470-2709.2	LD2709	23973 17,4 /Zub/S	LUC
	1.5 dCi 4x4	66		06.11			13.0470-7266.2	LD7266	24538 17,9 +	ATE
	1.5 dCi 1.5 dCi 4x4 1.6 16V 1.6 16V 4x4 2.0 2.0 4x4	66 66 75 75 98 98		06.11 06.11 06.11 06.11 02.12 02.12		+ ESP + ESP + ESP + ABS	13.0470-7266.2	LD7266	24538 17,9 +	ATE
RENAULT ESPACE III (JE_) (96-02)										
	2.0 2.0 16V 2.2 dCi 3.0 V6	102 103 95 140		09.01 07.00 10.00 07.00	10.02 10.02 10.02 10.02		13.0470-2845.2	LD2845	23554 16,4 /Zub/S	LUC
RENAULT ESPACE IV (JK_) (02-)										
	1.9 dCi 1.9 dCi 2.0 2.0 dCi 2.0 dCi 110 2.0 dCi 130 2.0 i 2.0 Turbo 2.0 Turbo 2.2 dCi 2.2 dCi 2.2 dCi 3.0 dCi 3.0 dCi 3.0 dCi 3.5 V6	85 88 98 96 110 127 100 120 125 102 110 120 130 133 177		04.03 11.02 11.02 01.06 01.06 01.06 11.02 11.02 04.05 02.06 11.02 09.09 11.02 01.06 11.02	02.05 02.05		13.0470-7159.2	LD7159	23248 18,3 +	ATE
	1.9 dCi 1.9 dCi 2.0 2.0 dCi 2.0 dCi 110 2.0 dCi 130 2.0 i 2.0 Turbo 2.0 Turbo 2.2 dCi 2.2 dCi	85 88 98 96 110 127 100 120 125 102 110		04.03 11.02 11.02 01.06 01.06 01.06 11.02 11.02 04.05 02.06 11.02	02.05 02.05		13.0470-7137.2	LD7137	23482 15,8 +	ATE

1) + autom.transmission / + scatola cambio automatico / + transmission automatique / + cambio automático















RENAULT ESPACE IV (JK_) (02-)																																																																																																																																																																																					
	<table border="1"> <tr><td>3.0 dCi</td><td>120</td><td>09.05</td><td></td><td>13.0470-7137.2</td><td>LD7137</td><td></td><td>23482 15,8 +</td><td>ATE</td></tr> <tr><td>3.0 dCi</td><td>130</td><td>11.02</td><td></td><td></td><td></td><td></td><td></td><td></td></tr> <tr><td>3.0 dCi</td><td>133</td><td>01.06</td><td></td><td></td><td></td><td></td><td></td><td></td></tr> <tr><td>3.5 V6</td><td>177</td><td>11.02</td><td></td><td></td><td></td><td></td><td></td><td></td></tr> </table>	3.0 dCi	120	09.05		13.0470-7137.2	LD7137		23482 15,8 +	ATE	3.0 dCi	130	11.02							3.0 dCi	133	01.06							3.5 V6	177	11.02																																																																																																																																																						
3.0 dCi	120	09.05		13.0470-7137.2	LD7137		23482 15,8 +	ATE																																																																																																																																																																													
3.0 dCi	130	11.02																																																																																																																																																																																			
3.0 dCi	133	01.06																																																																																																																																																																																			
3.5 V6	177	11.02																																																																																																																																																																																			
RENAULT FLUENCE (L30_) (10-)																																																																																																																																																																																					
	<table border="1"> <tr><td>1.5 dCi</td><td>63</td><td>02.10</td><td></td><td>13.0470-7266.2</td><td>LD7266</td><td></td><td>24538 17,9 +</td><td>ATE</td></tr> <tr><td>1.5 dCi</td><td>66</td><td>02.10</td><td></td><td></td><td></td><td></td><td></td><td></td></tr> <tr><td>1.5 dCi</td><td>70</td><td>07.14</td><td></td><td></td><td></td><td></td><td></td><td></td></tr> <tr><td>1.5 dCi</td><td>78</td><td>02.10</td><td></td><td></td><td></td><td></td><td></td><td></td></tr> <tr><td>1.5 dCi</td><td>81</td><td>02.10</td><td></td><td></td><td></td><td></td><td></td><td></td></tr> <tr><td>1.6 16V</td><td>81</td><td>02.10</td><td></td><td></td><td></td><td></td><td></td><td></td></tr> <tr><td>1.6 16V</td><td>82</td><td>02.10</td><td></td><td></td><td></td><td></td><td></td><td></td></tr> <tr><td>1.6 dCi</td><td>96</td><td>07.14</td><td></td><td></td><td></td><td></td><td></td><td></td></tr> <tr><td>2.0 16V</td><td>101</td><td>05.11</td><td></td><td></td><td></td><td></td><td></td><td></td></tr> <tr><td>2.0 16V</td><td>103</td><td>02.10</td><td></td><td></td><td></td><td></td><td></td><td></td></tr> <tr><td>Z.E.</td><td>70</td><td>02.12</td><td></td><td></td><td></td><td></td><td></td><td></td></tr> </table>	1.5 dCi	63	02.10		13.0470-7266.2	LD7266		24538 17,9 +	ATE	1.5 dCi	66	02.10							1.5 dCi	70	07.14							1.5 dCi	78	02.10							1.5 dCi	81	02.10							1.6 16V	81	02.10							1.6 16V	82	02.10							1.6 dCi	96	07.14							2.0 16V	101	05.11							2.0 16V	103	02.10							Z.E.	70	02.12																																																																																							
1.5 dCi	63	02.10		13.0470-7266.2	LD7266		24538 17,9 +	ATE																																																																																																																																																																													
1.5 dCi	66	02.10																																																																																																																																																																																			
1.5 dCi	70	07.14																																																																																																																																																																																			
1.5 dCi	78	02.10																																																																																																																																																																																			
1.5 dCi	81	02.10																																																																																																																																																																																			
1.6 16V	81	02.10																																																																																																																																																																																			
1.6 16V	82	02.10																																																																																																																																																																																			
1.6 dCi	96	07.14																																																																																																																																																																																			
2.0 16V	101	05.11																																																																																																																																																																																			
2.0 16V	103	02.10																																																																																																																																																																																			
Z.E.	70	02.12																																																																																																																																																																																			
	<table border="1"> <tr><td>1.5 dCi</td><td>63</td><td>02.10</td><td></td><td>13.0470-2740.2</td><td>LD2740</td><td>- elektrische Feststellbremse ¹⁾</td><td>23554 17,2 /Zub/S</td><td>LUC</td></tr> <tr><td>1.5 dCi</td><td>66</td><td>02.10</td><td></td><td></td><td></td><td>- elektrische Feststellbremse ¹⁾</td><td></td><td></td></tr> <tr><td>1.5 dCi</td><td>70</td><td>07.14</td><td></td><td></td><td></td><td>- elektrische Feststellbremse ¹⁾</td><td></td><td></td></tr> <tr><td>1.5 dCi</td><td>78</td><td>02.10</td><td></td><td></td><td></td><td>- elektrische Feststellbremse ¹⁾</td><td></td><td></td></tr> <tr><td>1.5 dCi</td><td>81</td><td>02.10</td><td></td><td></td><td></td><td>- elektrische Feststellbremse ¹⁾</td><td></td><td></td></tr> <tr><td>1.6 16V</td><td>81</td><td>02.10</td><td></td><td></td><td></td><td>- elektrische Feststellbremse ¹⁾</td><td></td><td></td></tr> <tr><td>1.6 16V</td><td>82</td><td>02.10</td><td></td><td></td><td></td><td>- elektrische Feststellbremse ¹⁾</td><td></td><td></td></tr> <tr><td>1.6 dCi</td><td>96</td><td>07.14</td><td></td><td></td><td></td><td>- elektrische Feststellbremse ¹⁾</td><td></td><td></td></tr> <tr><td>2.0 16V</td><td>101</td><td>05.11</td><td></td><td></td><td></td><td>- elektrische Feststellbremse ¹⁾</td><td></td><td></td></tr> <tr><td>2.0 16V</td><td>103</td><td>02.10</td><td></td><td></td><td></td><td>- elektrische Feststellbremse ¹⁾</td><td></td><td></td></tr> </table>	1.5 dCi	63	02.10		13.0470-2740.2	LD2740	- elektrische Feststellbremse ¹⁾	23554 17,2 /Zub/S	LUC	1.5 dCi	66	02.10				- elektrische Feststellbremse ¹⁾			1.5 dCi	70	07.14				- elektrische Feststellbremse ¹⁾			1.5 dCi	78	02.10				- elektrische Feststellbremse ¹⁾			1.5 dCi	81	02.10				- elektrische Feststellbremse ¹⁾			1.6 16V	81	02.10				- elektrische Feststellbremse ¹⁾			1.6 16V	82	02.10				- elektrische Feststellbremse ¹⁾			1.6 dCi	96	07.14				- elektrische Feststellbremse ¹⁾			2.0 16V	101	05.11				- elektrische Feststellbremse ¹⁾			2.0 16V	103	02.10				- elektrische Feststellbremse ¹⁾																																																																																												
1.5 dCi	63	02.10		13.0470-2740.2	LD2740	- elektrische Feststellbremse ¹⁾	23554 17,2 /Zub/S	LUC																																																																																																																																																																													
1.5 dCi	66	02.10				- elektrische Feststellbremse ¹⁾																																																																																																																																																																															
1.5 dCi	70	07.14				- elektrische Feststellbremse ¹⁾																																																																																																																																																																															
1.5 dCi	78	02.10				- elektrische Feststellbremse ¹⁾																																																																																																																																																																															
1.5 dCi	81	02.10				- elektrische Feststellbremse ¹⁾																																																																																																																																																																															
1.6 16V	81	02.10				- elektrische Feststellbremse ¹⁾																																																																																																																																																																															
1.6 16V	82	02.10				- elektrische Feststellbremse ¹⁾																																																																																																																																																																															
1.6 dCi	96	07.14				- elektrische Feststellbremse ¹⁾																																																																																																																																																																															
2.0 16V	101	05.11				- elektrische Feststellbremse ¹⁾																																																																																																																																																																															
2.0 16V	103	02.10				- elektrische Feststellbremse ¹⁾																																																																																																																																																																															
RENAULT KANGOO I (KC_) (98-07)																																																																																																																																																																																					
	<table border="1"> <tr><td>1.6 16V 4x4</td><td>70</td><td>10.01</td><td>12.07</td><td>13.0470-3815.2</td><td>LD3815</td><td></td><td>23930 18,2 /Zub/S</td><td>BOS</td></tr> <tr><td>1.9 dCi 4x4 (KCOV)</td><td>59</td><td>10.01</td><td>12.07</td><td></td><td></td><td></td><td></td><td></td></tr> </table>	1.6 16V 4x4	70	10.01	12.07	13.0470-3815.2	LD3815		23930 18,2 /Zub/S	BOS	1.9 dCi 4x4 (KCOV)	59	10.01	12.07																																																																																																																																																																							
1.6 16V 4x4	70	10.01	12.07	13.0470-3815.2	LD3815		23930 18,2 /Zub/S	BOS																																																																																																																																																																													
1.9 dCi 4x4 (KCOV)	59	10.01	12.07																																																																																																																																																																																		
	<table border="1"> <tr><td>1.6 16V 4x4</td><td>70</td><td>10.01</td><td>12.07</td><td>13.0470-3988.2</td><td>LD3988</td><td></td><td>23557 17,2 /S</td><td>BOS</td></tr> <tr><td>1.9 dCi 4x4 (KCOV)</td><td>59</td><td>10.01</td><td>12.07</td><td></td><td></td><td></td><td></td><td></td></tr> </table>	1.6 16V 4x4	70	10.01	12.07	13.0470-3988.2	LD3988		23557 17,2 /S	BOS	1.9 dCi 4x4 (KCOV)	59	10.01	12.07																																																																																																																																																																							
1.6 16V 4x4	70	10.01	12.07	13.0470-3988.2	LD3988		23557 17,2 /S	BOS																																																																																																																																																																													
1.9 dCi 4x4 (KCOV)	59	10.01	12.07																																																																																																																																																																																		
RENAULT KANGOO Be Bop (KWO_) (09-10)																																																																																																																																																																																					
	<table border="1"> <tr><td>1.5 dCi</td><td>55</td><td>09.10</td><td>12.10 + 14" Rad ²⁾</td><td>13.0470-2709.2</td><td>LD2709</td><td></td><td>23973 17,4 /Zub/S</td><td>LUC</td></tr> <tr><td>1.5 dCi</td><td>66</td><td>06.09</td><td>12.10 + 14" Rad ²⁾</td><td></td><td></td><td></td><td></td><td></td></tr> <tr><td>1.5 dCi</td><td>76</td><td>02.09</td><td>12.10 + 14" Rad ²⁾</td><td></td><td></td><td></td><td></td><td></td></tr> <tr><td>1.5 dCi</td><td>80</td><td>06.09</td><td>12.10 + 14" Rad ²⁾</td><td></td><td></td><td></td><td></td><td></td></tr> <tr><td>1.6 16V</td><td>78</td><td>02.09</td><td>12.10 + 14" Rad ²⁾</td><td></td><td></td><td></td><td></td><td></td></tr> </table>	1.5 dCi	55	09.10	12.10 + 14" Rad ²⁾	13.0470-2709.2	LD2709		23973 17,4 /Zub/S	LUC	1.5 dCi	66	06.09	12.10 + 14" Rad ²⁾						1.5 dCi	76	02.09	12.10 + 14" Rad ²⁾						1.5 dCi	80	06.09	12.10 + 14" Rad ²⁾						1.6 16V	78	02.09	12.10 + 14" Rad ²⁾																																																																																																																																												
1.5 dCi	55	09.10	12.10 + 14" Rad ²⁾	13.0470-2709.2	LD2709		23973 17,4 /Zub/S	LUC																																																																																																																																																																													
1.5 dCi	66	06.09	12.10 + 14" Rad ²⁾																																																																																																																																																																																		
1.5 dCi	76	02.09	12.10 + 14" Rad ²⁾																																																																																																																																																																																		
1.5 dCi	80	06.09	12.10 + 14" Rad ²⁾																																																																																																																																																																																		
1.6 16V	78	02.09	12.10 + 14" Rad ²⁾																																																																																																																																																																																		
RENAULT KANGOO Express/Rapid (FC_) (98-07)																																																																																																																																																																																					
	<table border="1"> <tr><td>1.6 16V 4x4</td><td>70</td><td>10.01</td><td>12.07</td><td>13.0470-3815.2</td><td>LD3815</td><td></td><td>23930 18,2 /Zub/S</td><td>BOS</td></tr> <tr><td>1.9 dCi 4x4 (FCOV)</td><td>59</td><td>10.01</td><td>12.07</td><td></td><td></td><td></td><td></td><td></td></tr> </table>	1.6 16V 4x4	70	10.01	12.07	13.0470-3815.2	LD3815		23930 18,2 /Zub/S	BOS	1.9 dCi 4x4 (FCOV)	59	10.01	12.07																																																																																																																																																																							
1.6 16V 4x4	70	10.01	12.07	13.0470-3815.2	LD3815		23930 18,2 /Zub/S	BOS																																																																																																																																																																													
1.9 dCi 4x4 (FCOV)	59	10.01	12.07																																																																																																																																																																																		
	<table border="1"> <tr><td>1.6 16V 4x4</td><td>70</td><td>10.01</td><td>12.07</td><td>13.0470-3988.2</td><td>LD3988</td><td></td><td>23557 17,2 /S</td><td>BOS</td></tr> <tr><td>1.9 dCi 4x4 (FCOV)</td><td>59</td><td>10.01</td><td>12.07</td><td></td><td></td><td></td><td></td><td></td></tr> </table>	1.6 16V 4x4	70	10.01	12.07	13.0470-3988.2	LD3988		23557 17,2 /S	BOS	1.9 dCi 4x4 (FCOV)	59	10.01	12.07																																																																																																																																																																							
1.6 16V 4x4	70	10.01	12.07	13.0470-3988.2	LD3988		23557 17,2 /S	BOS																																																																																																																																																																													
1.9 dCi 4x4 (FCOV)	59	10.01	12.07																																																																																																																																																																																		
RENAULT KANGOO Express/Rapid (FW_) (08-)																																																																																																																																																																																					
	<table border="1"> <tr><td>1.2 TCe 115</td><td>84</td><td>05.13</td><td>+ 14" Rad ²⁾</td><td>13.0470-2709.2</td><td>LD2709</td><td></td><td>23973 17,4 /Zub/S</td><td>LUC</td></tr> <tr><td>1.5 dCi</td><td>50</td><td>02.08</td><td>+ 14" Rad ²⁾</td><td></td><td></td><td></td><td></td><td></td></tr> <tr><td>1.5 dCi</td><td>76</td><td>02.08</td><td>+ 14" Rad ²⁾</td><td></td><td></td><td></td><td></td><td></td></tr> <tr><td>1.5 dCi 110</td><td>80</td><td>09.10</td><td>+ 14" Rad ²⁾</td><td></td><td></td><td></td><td></td><td></td></tr> <tr><td>1.5 dCi 110</td><td>81</td><td>09.13</td><td>+ 14" Rad ²⁾</td><td></td><td></td><td></td><td></td><td></td></tr> <tr><td>1.5 dCi 75</td><td>55</td><td>09.10</td><td>+ 14" Rad ²⁾</td><td></td><td></td><td></td><td></td><td></td></tr> <tr><td>1.5 dCi 85</td><td>63</td><td>02.08</td><td>+ 14" Rad ²⁾</td><td></td><td></td><td></td><td></td><td></td></tr> <tr><td>1.5 dCi 90</td><td>66</td><td>06.09</td><td>+ 14" Rad ²⁾</td><td></td><td></td><td></td><td></td><td></td></tr> <tr><td>1.6</td><td>64</td><td>02.08</td><td>+ 14" Rad ²⁾</td><td></td><td></td><td></td><td></td><td></td></tr> <tr><td>1.6 16V</td><td>78</td><td>02.08</td><td>+ 14" Rad ²⁾</td><td></td><td></td><td></td><td></td><td></td></tr> <tr><td>1.6 16V LPG</td><td>72</td><td>02.08</td><td>+ 14" Rad ²⁾</td><td></td><td></td><td></td><td></td><td></td></tr> <tr><td>Z.E.</td><td>44</td><td>10.11</td><td>+ 14" Rad ²⁾</td><td></td><td></td><td></td><td></td><td></td></tr> </table>	1.2 TCe 115	84	05.13	+ 14" Rad ²⁾	13.0470-2709.2	LD2709		23973 17,4 /Zub/S	LUC	1.5 dCi	50	02.08	+ 14" Rad ²⁾						1.5 dCi	76	02.08	+ 14" Rad ²⁾						1.5 dCi 110	80	09.10	+ 14" Rad ²⁾						1.5 dCi 110	81	09.13	+ 14" Rad ²⁾						1.5 dCi 75	55	09.10	+ 14" Rad ²⁾						1.5 dCi 85	63	02.08	+ 14" Rad ²⁾						1.5 dCi 90	66	06.09	+ 14" Rad ²⁾						1.6	64	02.08	+ 14" Rad ²⁾						1.6 16V	78	02.08	+ 14" Rad ²⁾						1.6 16V LPG	72	02.08	+ 14" Rad ²⁾						Z.E.	44	10.11	+ 14" Rad ²⁾																																																																													
1.2 TCe 115	84	05.13	+ 14" Rad ²⁾	13.0470-2709.2	LD2709		23973 17,4 /Zub/S	LUC																																																																																																																																																																													
1.5 dCi	50	02.08	+ 14" Rad ²⁾																																																																																																																																																																																		
1.5 dCi	76	02.08	+ 14" Rad ²⁾																																																																																																																																																																																		
1.5 dCi 110	80	09.10	+ 14" Rad ²⁾																																																																																																																																																																																		
1.5 dCi 110	81	09.13	+ 14" Rad ²⁾																																																																																																																																																																																		
1.5 dCi 75	55	09.10	+ 14" Rad ²⁾																																																																																																																																																																																		
1.5 dCi 85	63	02.08	+ 14" Rad ²⁾																																																																																																																																																																																		
1.5 dCi 90	66	06.09	+ 14" Rad ²⁾																																																																																																																																																																																		
1.6	64	02.08	+ 14" Rad ²⁾																																																																																																																																																																																		
1.6 16V	78	02.08	+ 14" Rad ²⁾																																																																																																																																																																																		
1.6 16V LPG	72	02.08	+ 14" Rad ²⁾																																																																																																																																																																																		
Z.E.	44	10.11	+ 14" Rad ²⁾																																																																																																																																																																																		
RENAULT LAGUNA II Limousine (BG_) (01-07)																																																																																																																																																																																					
	<table border="1"> <tr><td>1.6 16V</td><td>79</td><td>03.01</td><td>06.07</td><td>13.0470-7157.2</td><td>LD7157</td><td>+ Bremsscheibe 280mm ³⁾</td><td>23215 18,3 +</td><td>ATE</td></tr> <tr><td>1.6 16V</td><td>82</td><td>02.05</td><td>06.07</td><td>13.0470-7158.2</td><td>LD7158</td><td>+ Bremsscheibe 300mm ⁴⁾</td><td>23245 18,3 +</td><td>ATE</td></tr> <tr><td>1.8 16V (04/06/0V)</td><td>89</td><td>03.01</td><td>06.07</td><td></td><td></td><td></td><td></td><td></td></tr> <tr><td>1.8 16V (0B/0C/0M)</td><td>88</td><td>03.01</td><td>06.07</td><td></td><td></td><td></td><td></td><td></td></tr> <tr><td>1.8 16V (0J)</td><td>85</td><td>03.01</td><td>06.07</td><td></td><td></td><td></td><td></td><td></td></tr> <tr><td>1.9 dCi</td><td>79</td><td>03.01</td><td>06.07</td><td></td><td></td><td></td><td></td><td></td></tr> <tr><td>1.9 dCi</td><td>81</td><td>01.05</td><td>06.07</td><td></td><td></td><td></td><td></td><td></td></tr> <tr><td>1.9 dCi</td><td>96</td><td>05.05</td><td>06.07</td><td></td><td></td><td></td><td></td><td></td></tr> <tr><td>1.9 dCi (08/10)</td><td>68</td><td>03.04</td><td>06.07</td><td></td><td></td><td></td><td></td><td></td></tr> <tr><td>1.9 dCi (0E)</td><td>77</td><td>06.01</td><td>06.07</td><td></td><td></td><td></td><td></td><td></td></tr> <tr><td>1.9 dCi (0G)</td><td>88</td><td>03.01</td><td>06.07</td><td></td><td></td><td></td><td></td><td></td></tr> <tr><td>1.9 dCi (0R)</td><td>74</td><td>10.01</td><td>06.07</td><td></td><td></td><td></td><td></td><td></td></tr> <tr><td>2.0 16V (00/0K/0W)</td><td>99</td><td>08.02</td><td>06.07</td><td></td><td></td><td></td><td></td><td></td></tr> <tr><td>2.0 16V IDE (0N/0P)</td><td>103</td><td>04.01</td><td>06.07</td><td></td><td></td><td></td><td></td><td></td></tr> <tr><td>2.2 dCi</td><td>102</td><td>05.05</td><td>06.07</td><td>13.0470-7158.2</td><td>LD7158</td><td></td><td>23245 18,3 +</td><td>ATE</td></tr> <tr><td>2.2 dCi</td><td>110</td><td>10.01</td><td>11.01</td><td></td><td></td><td></td><td></td><td></td></tr> <tr><td>2.2 dCi</td><td>110</td><td>05.05</td><td>06.07</td><td></td><td></td><td></td><td></td><td></td></tr> <tr><td>2.0 16V</td><td>125</td><td>01.05</td><td>06.07</td><td>13.0470-7159.2</td><td>LD7159</td><td></td><td>23248 18,3 +</td><td>ATE</td></tr> <tr><td>2.0 16V Sport</td><td>150</td><td>01.05</td><td>06.07</td><td></td><td></td><td></td><td></td><td></td></tr> <tr><td>2.0 16V Turbo</td><td>120</td><td>01.03</td><td>06.07</td><td></td><td></td><td></td><td></td><td></td></tr> </table>	1.6 16V	79	03.01	06.07	13.0470-7157.2	LD7157	+ Bremsscheibe 280mm ³⁾	23215 18,3 +	ATE	1.6 16V	82	02.05	06.07	13.0470-7158.2	LD7158	+ Bremsscheibe 300mm ⁴⁾	23245 18,3 +	ATE	1.8 16V (04/06/0V)	89	03.01	06.07						1.8 16V (0B/0C/0M)	88	03.01	06.07						1.8 16V (0J)	85	03.01	06.07						1.9 dCi	79	03.01	06.07						1.9 dCi	81	01.05	06.07						1.9 dCi	96	05.05	06.07						1.9 dCi (08/10)	68	03.04	06.07						1.9 dCi (0E)	77	06.01	06.07						1.9 dCi (0G)	88	03.01	06.07						1.9 dCi (0R)	74	10.01	06.07						2.0 16V (00/0K/0W)	99	08.02	06.07						2.0 16V IDE (0N/0P)	103	04.01	06.07						2.2 dCi	102	05.05	06.07	13.0470-7158.2	LD7158		23245 18,3 +	ATE	2.2 dCi	110	10.01	11.01						2.2 dCi	110	05.05	06.07						2.0 16V	125	01.05	06.07	13.0470-7159.2	LD7159		23248 18,3 +	ATE	2.0 16V Sport	150	01.05	06.07						2.0 16V Turbo	120	01.03	06.07					
1.6 16V	79	03.01	06.07	13.0470-7157.2	LD7157	+ Bremsscheibe 280mm ³⁾	23215 18,3 +	ATE																																																																																																																																																																													
1.6 16V	82	02.05	06.07	13.0470-7158.2	LD7158	+ Bremsscheibe 300mm ⁴⁾	23245 18,3 +	ATE																																																																																																																																																																													
1.8 16V (04/06/0V)	89	03.01	06.07																																																																																																																																																																																		
1.8 16V (0B/0C/0M)	88	03.01	06.07																																																																																																																																																																																		
1.8 16V (0J)	85	03.01	06.07																																																																																																																																																																																		
1.9 dCi	79	03.01	06.07																																																																																																																																																																																		
1.9 dCi	81	01.05	06.07																																																																																																																																																																																		
1.9 dCi	96	05.05	06.07																																																																																																																																																																																		
1.9 dCi (08/10)	68	03.04	06.07																																																																																																																																																																																		
1.9 dCi (0E)	77	06.01	06.07																																																																																																																																																																																		
1.9 dCi (0G)	88	03.01	06.07																																																																																																																																																																																		
1.9 dCi (0R)	74	10.01	06.07																																																																																																																																																																																		
2.0 16V (00/0K/0W)	99	08.02	06.07																																																																																																																																																																																		
2.0 16V IDE (0N/0P)	103	04.01	06.07																																																																																																																																																																																		
2.2 dCi	102	05.05	06.07	13.0470-7158.2	LD7158		23245 18,3 +	ATE																																																																																																																																																																													
2.2 dCi	110	10.01	11.01																																																																																																																																																																																		
2.2 dCi	110	05.05	06.07																																																																																																																																																																																		
2.0 16V	125	01.05	06.07	13.0470-7159.2	LD7159		23248 18,3 +	ATE																																																																																																																																																																													
2.0 16V Sport	150	01.05	06.07																																																																																																																																																																																		
2.0 16V Turbo	120	01.03	06.07																																																																																																																																																																																		

¹⁾ - electric parking brake / - freno a mano elettrico / - frein à main électrique / - freno de mano eléctrico

²⁾ + 14" wheel / + ruota 14" / + roue 14" / + rueda 14"

³⁾ + brake disc 280mm / + dischi freno 280mm / + disques de frein 280mm / + disco de freno 280mm

⁴⁾ + brake disc 300mm / + dischi freno 300mm / + disques de frein 300mm / + disco de freno 300mm

        																																																																																																																																																																																																							
RENAULT LAGUNA II Limousine (BG_) (01-07)																																																																																																																																																																																																							
	<table border="1"> <tr><td>2.0 dCi</td><td>110</td><td>08.05</td><td>06.07</td><td>13.0470-7159.2</td><td>LD7159</td><td></td><td>23248 18,3 +</td><td>ATE</td></tr> <tr><td>2.0 dCi 130</td><td>127</td><td>01.06</td><td>06.07</td><td></td><td></td><td></td><td></td><td></td></tr> <tr><td>2.2 dCi</td><td>110</td><td>12.01</td><td>04.05</td><td></td><td></td><td></td><td></td><td></td></tr> <tr><td>3.0 V6</td><td>152</td><td>03.01</td><td>06.07</td><td></td><td></td><td></td><td></td><td></td></tr> </table>	2.0 dCi	110	08.05	06.07	13.0470-7159.2	LD7159		23248 18,3 +	ATE	2.0 dCi 130	127	01.06	06.07						2.2 dCi	110	12.01	04.05						3.0 V6	152	03.01	06.07																																																																																																																																																																							
2.0 dCi	110	08.05	06.07	13.0470-7159.2	LD7159		23248 18,3 +	ATE																																																																																																																																																																																															
2.0 dCi 130	127	01.06	06.07																																																																																																																																																																																																				
2.2 dCi	110	12.01	04.05																																																																																																																																																																																																				
3.0 V6	152	03.01	06.07																																																																																																																																																																																																				
	<table border="1"> <tr><td>1.6 16V</td><td>79</td><td>03.01</td><td>06.07</td><td>13.0470-7137.2</td><td>LD7137</td><td></td><td>23482 15,8 +</td><td>ATE</td></tr> <tr><td>1.6 16V</td><td>82</td><td>02.05</td><td>06.07</td><td></td><td></td><td></td><td></td><td></td></tr> <tr><td>1.8 16V (04/06/0V)</td><td>89</td><td>03.01</td><td>06.07</td><td></td><td></td><td></td><td></td><td></td></tr> <tr><td>1.8 16V (0B/0C/0M)</td><td>88</td><td>03.01</td><td>06.07</td><td></td><td></td><td></td><td></td><td></td></tr> <tr><td>1.8 16V (0J)</td><td>85</td><td>03.01</td><td>06.07</td><td></td><td></td><td></td><td></td><td></td></tr> <tr><td>1.9 dCi</td><td>79</td><td>03.01</td><td>06.07</td><td></td><td></td><td></td><td></td><td></td></tr> <tr><td>1.9 dCi</td><td>81</td><td>01.05</td><td>06.07</td><td></td><td></td><td></td><td></td><td></td></tr> <tr><td>1.9 dCi</td><td>96</td><td>05.05</td><td>06.07</td><td></td><td></td><td></td><td></td><td></td></tr> <tr><td>1.9 dCi (08/10)</td><td>68</td><td>03.04</td><td>06.07</td><td></td><td></td><td></td><td></td><td></td></tr> <tr><td>1.9 dCi (0E)</td><td>77</td><td>06.01</td><td>06.07</td><td></td><td></td><td></td><td></td><td></td></tr> <tr><td>1.9 dCi (0G)</td><td>88</td><td>03.01</td><td>06.07</td><td></td><td></td><td></td><td></td><td></td></tr> <tr><td>1.9 dCi (0R)</td><td>74</td><td>10.01</td><td>06.07</td><td></td><td></td><td></td><td></td><td></td></tr> <tr><td>2.0 16V</td><td>125</td><td>01.05</td><td>06.07</td><td></td><td></td><td></td><td></td><td></td></tr> <tr><td>2.0 16V (00/0K/0W)</td><td>99</td><td>08.02</td><td>06.07</td><td></td><td></td><td></td><td></td><td></td></tr> <tr><td>2.0 16V IDE (0N/0P)</td><td>103</td><td>04.01</td><td>06.07</td><td></td><td></td><td></td><td></td><td></td></tr> <tr><td>2.0 16V Sport</td><td>150</td><td>01.05</td><td>06.07</td><td></td><td></td><td></td><td></td><td></td></tr> <tr><td>2.0 16V Turbo</td><td>120</td><td>01.03</td><td>06.07</td><td></td><td></td><td></td><td></td><td></td></tr> <tr><td>2.0 dCi</td><td>110</td><td>08.05</td><td>06.07</td><td></td><td></td><td></td><td></td><td></td></tr> <tr><td>2.0 dCi 130</td><td>127</td><td>01.06</td><td>06.07</td><td></td><td></td><td></td><td></td><td></td></tr> <tr><td>2.2 dCi</td><td>102</td><td>05.05</td><td>06.07</td><td></td><td></td><td></td><td></td><td></td></tr> <tr><td>2.2 dCi</td><td>110</td><td>10.01</td><td>06.07</td><td></td><td></td><td></td><td></td><td></td></tr> <tr><td>3.0 V6</td><td>152</td><td>03.01</td><td>06.07</td><td></td><td></td><td></td><td></td><td></td></tr> </table>	1.6 16V	79	03.01	06.07	13.0470-7137.2	LD7137		23482 15,8 +	ATE	1.6 16V	82	02.05	06.07						1.8 16V (04/06/0V)	89	03.01	06.07						1.8 16V (0B/0C/0M)	88	03.01	06.07						1.8 16V (0J)	85	03.01	06.07						1.9 dCi	79	03.01	06.07						1.9 dCi	81	01.05	06.07						1.9 dCi	96	05.05	06.07						1.9 dCi (08/10)	68	03.04	06.07						1.9 dCi (0E)	77	06.01	06.07						1.9 dCi (0G)	88	03.01	06.07						1.9 dCi (0R)	74	10.01	06.07						2.0 16V	125	01.05	06.07						2.0 16V (00/0K/0W)	99	08.02	06.07						2.0 16V IDE (0N/0P)	103	04.01	06.07						2.0 16V Sport	150	01.05	06.07						2.0 16V Turbo	120	01.03	06.07						2.0 dCi	110	08.05	06.07						2.0 dCi 130	127	01.06	06.07						2.2 dCi	102	05.05	06.07						2.2 dCi	110	10.01	06.07						3.0 V6	152	03.01	06.07					
1.6 16V	79	03.01	06.07	13.0470-7137.2	LD7137		23482 15,8 +	ATE																																																																																																																																																																																															
1.6 16V	82	02.05	06.07																																																																																																																																																																																																				
1.8 16V (04/06/0V)	89	03.01	06.07																																																																																																																																																																																																				
1.8 16V (0B/0C/0M)	88	03.01	06.07																																																																																																																																																																																																				
1.8 16V (0J)	85	03.01	06.07																																																																																																																																																																																																				
1.9 dCi	79	03.01	06.07																																																																																																																																																																																																				
1.9 dCi	81	01.05	06.07																																																																																																																																																																																																				
1.9 dCi	96	05.05	06.07																																																																																																																																																																																																				
1.9 dCi (08/10)	68	03.04	06.07																																																																																																																																																																																																				
1.9 dCi (0E)	77	06.01	06.07																																																																																																																																																																																																				
1.9 dCi (0G)	88	03.01	06.07																																																																																																																																																																																																				
1.9 dCi (0R)	74	10.01	06.07																																																																																																																																																																																																				
2.0 16V	125	01.05	06.07																																																																																																																																																																																																				
2.0 16V (00/0K/0W)	99	08.02	06.07																																																																																																																																																																																																				
2.0 16V IDE (0N/0P)	103	04.01	06.07																																																																																																																																																																																																				
2.0 16V Sport	150	01.05	06.07																																																																																																																																																																																																				
2.0 16V Turbo	120	01.03	06.07																																																																																																																																																																																																				
2.0 dCi	110	08.05	06.07																																																																																																																																																																																																				
2.0 dCi 130	127	01.06	06.07																																																																																																																																																																																																				
2.2 dCi	102	05.05	06.07																																																																																																																																																																																																				
2.2 dCi	110	10.01	06.07																																																																																																																																																																																																				
3.0 V6	152	03.01	06.07																																																																																																																																																																																																				
RENAULT LAGUNA II Grandtour (KG_) (01-07)																																																																																																																																																																																																							
	<table border="1"> <tr><td>1.6 16V</td><td>79</td><td>03.01</td><td>06.07</td><td>13.0470-7157.2</td><td>LD7157</td><td>+ Bremsscheibe 280mm ¹⁾</td><td>23215 18,3 +</td><td>ATE</td></tr> <tr><td>1.6 FlexFuel</td><td>76</td><td>06.01</td><td>10.03</td><td>13.0470-7158.2</td><td>LD7158</td><td>+ Bremsscheibe 300mm ²⁾</td><td>23245 18,3 +</td><td>ATE</td></tr> <tr><td>1.8 16V (04/06/0V)</td><td>89</td><td>03.01</td><td>06.07</td><td></td><td></td><td></td><td></td><td></td></tr> <tr><td>1.8 16V (0B/0C/0M)</td><td>88</td><td>03.01</td><td>06.07</td><td></td><td></td><td></td><td></td><td></td></tr> <tr><td>1.8 16V (0J)</td><td>85</td><td>03.01</td><td>06.07</td><td></td><td></td><td></td><td></td><td></td></tr> <tr><td>1.9 dCi</td><td>79</td><td>03.01</td><td>06.07</td><td></td><td></td><td></td><td></td><td></td></tr> <tr><td>1.9 dCi</td><td>81</td><td>01.05</td><td>06.07</td><td></td><td></td><td></td><td></td><td></td></tr> <tr><td>1.9 dCi</td><td>96</td><td>05.05</td><td>06.07</td><td></td><td></td><td></td><td></td><td></td></tr> <tr><td>1.9 dCi (08/10)</td><td>68</td><td>03.04</td><td>06.07</td><td></td><td></td><td></td><td></td><td></td></tr> <tr><td>1.9 dCi (0E)</td><td>77</td><td>06.01</td><td>06.07</td><td></td><td></td><td></td><td></td><td></td></tr> <tr><td>1.9 dCi (0G)</td><td>88</td><td>03.01</td><td>06.07</td><td></td><td></td><td></td><td></td><td></td></tr> <tr><td>1.9 dCi (0R)</td><td>74</td><td>10.01</td><td>06.07</td><td></td><td></td><td></td><td></td><td></td></tr> <tr><td>2.0 16V (00/0K/0W)</td><td>99</td><td>08.02</td><td>06.07</td><td></td><td></td><td></td><td></td><td></td></tr> <tr><td>2.0 16V IDE (0N/0P)</td><td>103</td><td>04.01</td><td>06.07</td><td></td><td></td><td></td><td></td><td></td></tr> </table>	1.6 16V	79	03.01	06.07	13.0470-7157.2	LD7157	+ Bremsscheibe 280mm ¹⁾	23215 18,3 +	ATE	1.6 FlexFuel	76	06.01	10.03	13.0470-7158.2	LD7158	+ Bremsscheibe 300mm ²⁾	23245 18,3 +	ATE	1.8 16V (04/06/0V)	89	03.01	06.07						1.8 16V (0B/0C/0M)	88	03.01	06.07						1.8 16V (0J)	85	03.01	06.07						1.9 dCi	79	03.01	06.07						1.9 dCi	81	01.05	06.07						1.9 dCi	96	05.05	06.07						1.9 dCi (08/10)	68	03.04	06.07						1.9 dCi (0E)	77	06.01	06.07						1.9 dCi (0G)	88	03.01	06.07						1.9 dCi (0R)	74	10.01	06.07						2.0 16V (00/0K/0W)	99	08.02	06.07						2.0 16V IDE (0N/0P)	103	04.01	06.07																																																																													
1.6 16V	79	03.01	06.07	13.0470-7157.2	LD7157	+ Bremsscheibe 280mm ¹⁾	23215 18,3 +	ATE																																																																																																																																																																																															
1.6 FlexFuel	76	06.01	10.03	13.0470-7158.2	LD7158	+ Bremsscheibe 300mm ²⁾	23245 18,3 +	ATE																																																																																																																																																																																															
1.8 16V (04/06/0V)	89	03.01	06.07																																																																																																																																																																																																				
1.8 16V (0B/0C/0M)	88	03.01	06.07																																																																																																																																																																																																				
1.8 16V (0J)	85	03.01	06.07																																																																																																																																																																																																				
1.9 dCi	79	03.01	06.07																																																																																																																																																																																																				
1.9 dCi	81	01.05	06.07																																																																																																																																																																																																				
1.9 dCi	96	05.05	06.07																																																																																																																																																																																																				
1.9 dCi (08/10)	68	03.04	06.07																																																																																																																																																																																																				
1.9 dCi (0E)	77	06.01	06.07																																																																																																																																																																																																				
1.9 dCi (0G)	88	03.01	06.07																																																																																																																																																																																																				
1.9 dCi (0R)	74	10.01	06.07																																																																																																																																																																																																				
2.0 16V (00/0K/0W)	99	08.02	06.07																																																																																																																																																																																																				
2.0 16V IDE (0N/0P)	103	04.01	06.07																																																																																																																																																																																																				
	<table border="1"> <tr><td>2.0 dCi</td><td>110</td><td>08.05</td><td>06.07</td><td>13.0470-7158.2</td><td>LD7158</td><td>+ 16" Rad ³⁾</td><td>23245 18,3 +</td><td>ATE</td></tr> <tr><td>2.2 dCi</td><td>102</td><td>05.05</td><td>06.07</td><td></td><td></td><td></td><td></td><td></td></tr> <tr><td>2.2 dCi</td><td>110</td><td>10.01</td><td>11.01</td><td></td><td></td><td></td><td></td><td></td></tr> <tr><td>2.2 dCi</td><td>110</td><td>05.05</td><td>06.07</td><td></td><td></td><td></td><td></td><td></td></tr> </table>	2.0 dCi	110	08.05	06.07	13.0470-7158.2	LD7158	+ 16" Rad ³⁾	23245 18,3 +	ATE	2.2 dCi	102	05.05	06.07						2.2 dCi	110	10.01	11.01						2.2 dCi	110	05.05	06.07																																																																																																																																																																							
2.0 dCi	110	08.05	06.07	13.0470-7158.2	LD7158	+ 16" Rad ³⁾	23245 18,3 +	ATE																																																																																																																																																																																															
2.2 dCi	102	05.05	06.07																																																																																																																																																																																																				
2.2 dCi	110	10.01	11.01																																																																																																																																																																																																				
2.2 dCi	110	05.05	06.07																																																																																																																																																																																																				
	<table border="1"> <tr><td>2.0 16V</td><td>125</td><td>01.05</td><td>06.07</td><td>13.0470-7159.2</td><td>LD7159</td><td></td><td>23248 18,3 +</td><td>ATE</td></tr> <tr><td>2.0 16V Sport</td><td>150</td><td>01.05</td><td>06.07</td><td></td><td></td><td></td><td></td><td></td></tr> <tr><td>2.0 16V Turbo</td><td>120</td><td>01.03</td><td>06.07</td><td></td><td></td><td></td><td></td><td></td></tr> <tr><td>2.0 dCi</td><td>110</td><td>08.05</td><td>06.07</td><td></td><td></td><td>+ 17" Rad ⁴⁾</td><td></td><td></td></tr> <tr><td>2.0 dCi 130</td><td>127</td><td>01.06</td><td>06.07</td><td></td><td></td><td></td><td></td><td></td></tr> <tr><td>2.2 dCi</td><td>110</td><td>12.01</td><td>04.05</td><td></td><td></td><td></td><td></td><td></td></tr> <tr><td>3.0 V6</td><td>152</td><td>03.01</td><td>06.07</td><td></td><td></td><td></td><td></td><td></td></tr> </table>	2.0 16V	125	01.05	06.07	13.0470-7159.2	LD7159		23248 18,3 +	ATE	2.0 16V Sport	150	01.05	06.07						2.0 16V Turbo	120	01.03	06.07						2.0 dCi	110	08.05	06.07			+ 17" Rad ⁴⁾			2.0 dCi 130	127	01.06	06.07						2.2 dCi	110	12.01	04.05						3.0 V6	152	03.01	06.07																																																																																																																																												
2.0 16V	125	01.05	06.07	13.0470-7159.2	LD7159		23248 18,3 +	ATE																																																																																																																																																																																															
2.0 16V Sport	150	01.05	06.07																																																																																																																																																																																																				
2.0 16V Turbo	120	01.03	06.07																																																																																																																																																																																																				
2.0 dCi	110	08.05	06.07			+ 17" Rad ⁴⁾																																																																																																																																																																																																	
2.0 dCi 130	127	01.06	06.07																																																																																																																																																																																																				
2.2 dCi	110	12.01	04.05																																																																																																																																																																																																				
3.0 V6	152	03.01	06.07																																																																																																																																																																																																				
	<table border="1"> <tr><td>1.6 16V</td><td>79</td><td>03.01</td><td>06.07</td><td>13.0470-7137.2</td><td>LD7137</td><td></td><td>23482 15,8 +</td><td>ATE</td></tr> <tr><td>1.6 FlexFuel</td><td>76</td><td>06.01</td><td>10.03</td><td></td><td></td><td></td><td></td><td></td></tr> <tr><td>1.8 16V (04/06/0V)</td><td>89</td><td>03.01</td><td>06.07</td><td></td><td></td><td></td><td></td><td></td></tr> <tr><td>1.8 16V (0B/0C/0M)</td><td>88</td><td>03.01</td><td>06.07</td><td></td><td></td><td></td><td></td><td></td></tr> <tr><td>1.8 16V (0J)</td><td>85</td><td>03.01</td><td>06.07</td><td></td><td></td><td></td><td></td><td></td></tr> <tr><td>1.9 dCi</td><td>79</td><td>03.01</td><td>06.07</td><td></td><td></td><td></td><td></td><td></td></tr> <tr><td>1.9 dCi</td><td>81</td><td>01.05</td><td>06.07</td><td></td><td></td><td></td><td></td><td></td></tr> <tr><td>1.9 dCi</td><td>96</td><td>05.05</td><td>06.07</td><td></td><td></td><td></td><td></td><td></td></tr> <tr><td>1.9 dCi (08/10)</td><td>68</td><td>03.04</td><td>06.07</td><td></td><td></td><td></td><td></td><td></td></tr> <tr><td>1.9 dCi (0E)</td><td>77</td><td>06.01</td><td>06.07</td><td></td><td></td><td></td><td></td><td></td></tr> <tr><td>1.9 dCi (0G)</td><td>88</td><td>03.01</td><td>06.07</td><td></td><td></td><td></td><td></td><td></td></tr> <tr><td>1.9 dCi (0R)</td><td>74</td><td>10.01</td><td>06.07</td><td></td><td></td><td></td><td></td><td></td></tr> <tr><td>2.0 16V</td><td>125</td><td>01.05</td><td>06.07</td><td></td><td></td><td></td><td></td><td></td></tr> <tr><td>2.0 16V (00/0K/0W)</td><td>99</td><td>08.02</td><td>06.07</td><td></td><td></td><td></td><td></td><td></td></tr> <tr><td>2.0 16V IDE (0N/0P)</td><td>103</td><td>04.01</td><td>06.07</td><td></td><td></td><td></td><td></td><td></td></tr> <tr><td>2.0 16V Sport</td><td>150</td><td>01.05</td><td>06.07</td><td></td><td></td><td></td><td></td><td></td></tr> <tr><td>2.0 16V Turbo</td><td>120</td><td>01.03</td><td>06.07</td><td></td><td></td><td></td><td></td><td></td></tr> <tr><td>2.0 dCi</td><td>110</td><td>08.05</td><td>06.07</td><td></td><td></td><td></td><td></td><td></td></tr> <tr><td>2.0 dCi 130</td><td>127</td><td>01.06</td><td>06.07</td><td></td><td></td><td></td><td></td><td></td></tr> <tr><td>2.2 dCi</td><td>102</td><td>05.05</td><td>06.07</td><td></td><td></td><td></td><td></td><td></td></tr> <tr><td>2.2 dCi</td><td>110</td><td>10.01</td><td>06.07</td><td></td><td></td><td></td><td></td><td></td></tr> <tr><td>3.0 V6</td><td>152</td><td>03.01</td><td>06.07</td><td></td><td></td><td></td><td></td><td></td></tr> </table>	1.6 16V	79	03.01	06.07	13.0470-7137.2	LD7137		23482 15,8 +	ATE	1.6 FlexFuel	76	06.01	10.03						1.8 16V (04/06/0V)	89	03.01	06.07						1.8 16V (0B/0C/0M)	88	03.01	06.07						1.8 16V (0J)	85	03.01	06.07						1.9 dCi	79	03.01	06.07						1.9 dCi	81	01.05	06.07						1.9 dCi	96	05.05	06.07						1.9 dCi (08/10)	68	03.04	06.07						1.9 dCi (0E)	77	06.01	06.07						1.9 dCi (0G)	88	03.01	06.07						1.9 dCi (0R)	74	10.01	06.07						2.0 16V	125	01.05	06.07						2.0 16V (00/0K/0W)	99	08.02	06.07						2.0 16V IDE (0N/0P)	103	04.01	06.07						2.0 16V Sport	150	01.05	06.07						2.0 16V Turbo	120	01.03	06.07						2.0 dCi	110	08.05	06.07						2.0 dCi 130	127	01.06	06.07						2.2 dCi	102	05.05	06.07						2.2 dCi	110	10.01	06.07						3.0 V6	152	03.01	06.07					
1.6 16V	79	03.01	06.07	13.0470-7137.2	LD7137		23482 15,8 +	ATE																																																																																																																																																																																															
1.6 FlexFuel	76	06.01	10.03																																																																																																																																																																																																				
1.8 16V (04/06/0V)	89	03.01	06.07																																																																																																																																																																																																				
1.8 16V (0B/0C/0M)	88	03.01	06.07																																																																																																																																																																																																				
1.8 16V (0J)	85	03.01	06.07																																																																																																																																																																																																				
1.9 dCi	79	03.01	06.07																																																																																																																																																																																																				
1.9 dCi	81	01.05	06.07																																																																																																																																																																																																				
1.9 dCi	96	05.05	06.07																																																																																																																																																																																																				
1.9 dCi (08/10)	68	03.04	06.07																																																																																																																																																																																																				
1.9 dCi (0E)	77	06.01	06.07																																																																																																																																																																																																				
1.9 dCi (0G)	88	03.01	06.07																																																																																																																																																																																																				
1.9 dCi (0R)	74	10.01	06.07																																																																																																																																																																																																				
2.0 16V	125	01.05	06.07																																																																																																																																																																																																				
2.0 16V (00/0K/0W)	99	08.02	06.07																																																																																																																																																																																																				
2.0 16V IDE (0N/0P)	103	04.01	06.07																																																																																																																																																																																																				
2.0 16V Sport	150	01.05	06.07																																																																																																																																																																																																				
2.0 16V Turbo	120	01.03	06.07																																																																																																																																																																																																				
2.0 dCi	110	08.05	06.07																																																																																																																																																																																																				
2.0 dCi 130	127	01.06	06.07																																																																																																																																																																																																				
2.2 dCi	102	05.05	06.07																																																																																																																																																																																																				
2.2 dCi	110	10.01	06.07																																																																																																																																																																																																				
3.0 V6	152	03.01	06.07																																																																																																																																																																																																				
RENAULT LAGUNA III Limousine (BTO/1) (07-)																																																																																																																																																																																																							
	<table border="1"> <tr><td>2.0 16V</td><td>103</td><td>09.07</td><td></td><td>13.0470-7249.2</td><td>LD7249</td><td></td><td>24709 18,6 +</td><td>ATE</td></tr> <tr><td>2.0 16V Hi-Flex</td><td>103</td><td>09.07</td><td></td><td></td><td></td><td></td><td></td><td></td></tr> <tr><td>2.0 16V Turbo</td><td>125</td><td>09.07</td><td></td><td></td><td></td><td></td><td></td><td></td></tr> <tr><td>2.0 dCi</td><td>96</td><td>09.07</td><td>- 4-Rad Lenkung ⁵⁾</td><td></td><td></td><td></td><td></td><td></td></tr> <tr><td>2.0 dCi</td><td>110</td><td>09.07</td><td>- 4-Rad Lenkung ⁵⁾</td><td></td><td></td><td></td><td></td><td></td></tr> <tr><td>2.0 dCi</td><td>127</td><td>01.08</td><td>- 4-Rad Lenkung ⁵⁾</td><td></td><td></td><td></td><td></td><td></td></tr> <tr><td>2.0 dCi GT</td><td>131</td><td>03.08</td><td>- 4-Rad Lenkung ⁵⁾</td><td></td><td></td><td></td><td></td><td></td></tr> </table>	2.0 16V	103	09.07		13.0470-7249.2	LD7249		24709 18,6 +	ATE	2.0 16V Hi-Flex	103	09.07							2.0 16V Turbo	125	09.07							2.0 dCi	96	09.07	- 4-Rad Lenkung ⁵⁾						2.0 dCi	110	09.07	- 4-Rad Lenkung ⁵⁾						2.0 dCi	127	01.08	- 4-Rad Lenkung ⁵⁾						2.0 dCi GT	131	03.08	- 4-Rad Lenkung ⁵⁾																																																																																																																																												
2.0 16V	103	09.07		13.0470-7249.2	LD7249		24709 18,6 +	ATE																																																																																																																																																																																															
2.0 16V Hi-Flex	103	09.07																																																																																																																																																																																																					
2.0 16V Turbo	125	09.07																																																																																																																																																																																																					
2.0 dCi	96	09.07	- 4-Rad Lenkung ⁵⁾																																																																																																																																																																																																				
2.0 dCi	110	09.07	- 4-Rad Lenkung ⁵⁾																																																																																																																																																																																																				
2.0 dCi	127	01.08	- 4-Rad Lenkung ⁵⁾																																																																																																																																																																																																				
2.0 dCi GT	131	03.08	- 4-Rad Lenkung ⁵⁾																																																																																																																																																																																																				

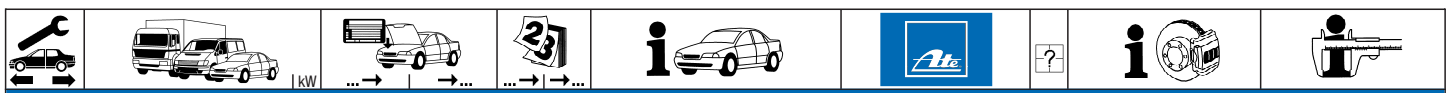
¹⁾ + brake disc 280mm / + dischi freno 280mm / + disques de frein 280mm / + disco de freno 280mm

²⁾ + brake disc 300mm / + dischi freno 300mm / + disques de frein 300mm / + disco de freno 300mm

³⁾ + 16" wheel / + ruota 16" / + roue 16" / + rueda 16"

⁴⁾ + 17" wheel / + ruota 17" / + roue 17" / + rueda 17"

⁵⁾ - 4 wheel steering / - 4 route sterzanti / - 4 roues directionnelles / + dirección sobre cuatro ruedas



RENAULT LAGUNA III Limousine (BT0/1) (07-)											
	1.5 dCi	81		09.07			13.0470-7251.2	LD7251		24137 15,8 +	ATE
	1.6 16V	81		09.07							
	2.0 16V	103		09.07							
	2.0 16V Hi-Flex	103		09.07							
	2.0 16V Turbo	125		09.07							
	2.0 16V Turbo GT	150		03.08							
	2.0 dCi	96		09.07							
	2.0 dCi	110		09.07							
	2.0 dCi	127		01.08							
	2.0 dCi GT	131		03.08							
	3.0 dCi	173		09.08							
	3.5 V6	175		04.08							
RENAULT LAGUNA III Coupe (DT0/1) (07-)											
	2.0 16V Turbo	125		09.08			13.0470-7249.2	LD7249		24709 18,6 +	ATE
	2.0 dCi	110		10.07							
	2.0 dCi	127		09.08							
	2.0 dCi GT	131		03.08							
											- 4-Rad Lenkung ¹⁾
											- 4-Rad Lenkung ¹⁾
											- 4-Rad Lenkung ¹⁾
	1.5 dCi	81		03.12			13.0470-7251.2	LD7251		24137 15,8 +	ATE
	2.0 16V Turbo	125		09.08							
	2.0 16V Turbo GT	150		03.08							
	2.0 dCi	110		10.07							
	2.0 dCi	127		09.08							
	2.0 dCi GT	131		03.08							
	3.0 dCi	173		09.08							
	3.0 dCi	177		01.12							
	3.5 V6	175		09.08							
RENAULT LAGUNA III Grandtour (KT0/1) (07-)											
	2.0 16V	103		09.07			13.0470-7249.2	LD7249		24709 18,6 +	ATE
	2.0 16V Hi-Flex	103		09.07							
	2.0 16V Turbo	125		09.07							
	2.0 dCi	96		09.07							
	2.0 dCi	110		09.07							
	2.0 dCi	127		09.07							
	2.0 dCi GT	131		03.08							
											- 4-Rad Lenkung ¹⁾
											- 4-Rad Lenkung ¹⁾
											- 4-Rad Lenkung ¹⁾
											- 4-Rad Lenkung ¹⁾
	1.5 dCi	81		09.07			13.0470-7251.2	LD7251		24137 15,8 +	ATE
	1.6 16V	81		09.07							
	2.0 16V	103		09.07							
	2.0 16V Hi-Flex	103		09.07							
	2.0 16V Turbo	125		09.07							
	2.0 16V Turbo GT	150		03.08							
	2.0 dCi	96		09.07							
	2.0 dCi	110		09.07							
	2.0 dCi	127		09.07							
	2.0 dCi GT	131		03.08							
	3.0 dCi V6	173		09.08							
	3.5 V6	175		04.08							
RENAULT LATITUDE (L70_) (11-13)											
	1.5 dCi	81		02.11	06.13		13.0470-7249.2	LD7249		24709 18,6 +	ATE
	2.0 16V	103		02.11	06.13						
	2.0 16V eco2	103		02.11	06.13						
	2.0 dCi 150	110		02.11	06.13						
	2.5 dCi			05.11	06.13						
RENAULT LOGAN Express (07-13)											
	1.5 dCi	50		04.07	04.13		13.0470-2709.2	LD2709		23973 17,4 /Zub/S	LUC
	1.6	64		04.07	04.13						
RENAULT MEGANE I Grandtour (KA_) (98-03)											
	1.4 16V (OD)	70		03.99	12.03		13.0470-2845.2	LD2845		23554 16,4 /Zub/S	LUC
	1.6 16V (O4)	79		07.99	12.03						
	1.8 16V	85		01.01	12.03						
	1.9 dCi	75		02.01	12.03						
	1.9 dTi (1U)	59		02.01	12.03						
	1.9 dTi (ON)	72		07.99	02.01						
RENAULT MEGANE II Limousine 3/5-türig (BM/CM_) (02-08)											
	1.4 16V	72		11.02	09.05		13.0470-3814.2	LD3814		23934 18,2 /S	BOS
	1.5 dCi	60		11.02	09.05		13.0470-3815.2	LD3815		23930 18,2 /Zub/S	BOS
	1.5 dCi	63		05.05	09.05						
	1.6 16V	83		11.02	09.05						
	1.9 dCi	88		11.02	09.05						
	2.0 16V	99		11.02	09.05						
	2.0 16V Turbo	120		05.04	09.05						
	1.4 16V	72		10.05	11.08		13.0470-7221.2	LD7221		24535 18,3 +	ATE
	1.5 dCi	60		10.05	11.08						
	1.5 dCi	63		10.05	11.08						
	1.5 dCi	76		01.07	11.08						
	1.5 dCi	78		05.05	11.08						
	1.6 16V	77		06.05	11.08						
	1.6 16V	83		10.05	11.08						
	1.6 FlexFuel	77		01.07	11.08						
	1.9 dCi	85		01.06	11.08						
	1.9 dCi	88		10.05	11.08						

¹⁾ - 4 wheel steering / - 4 route sterzanti / - 4 roues directionnelles / + dirección sobre cuatro ruedas



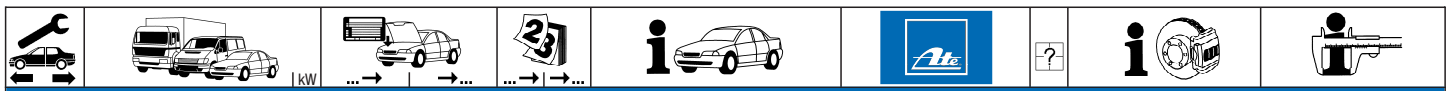


RENAULT MEGANE II Limousine 3/5-türig (BM/CM_) (02-08)

	1.9 dCi	96	05.05	11.08	13.0470-7221.2	LD7221		24535 18,3 +	ATE
	2.0 16V	99	10.05	11.08					
	2.0 16V Turbo	120	10.05	11.08	13.0470-2845.2	LD2845		23554 16,4 /Zub/S	LUC
	2.0 dCi	110	09.05	11.08					
	1.4 16V	72	11.02	11.08					
	1.5 dCi	60	11.02	11.08					
	1.5 dCi	63	05.05	11.08					
	1.5 dCi	76	01.07	11.08					
	1.5 dCi	78	05.05	11.08					
	1.6 16V	77	06.05	11.08					
	1.6 16V	83	11.02	11.08					
	1.6 FlexFuel	77	01.07	11.08					
	1.9 dCi	85	01.06	11.08					
	1.9 dCi	88	11.02	11.08					
	1.9 dCi	96	05.05	11.08					
	2.0 16V	99	11.02	11.08					
	2.0 16V	169	08.06	11.08					
	2.0 16V Sport	165	05.04	11.08					
	2.0 16V Turbo	120	05.04	11.08					
2.0 dCi	110	09.05	11.08						
	1.4 16V	72	11.02	11.08	13.0470-7137.2	LD7137	PR 1334	23482 15,8 +	ATE
	1.5 dCi	60	11.02	11.08					
	1.5 dCi	63	05.05	11.08					
	1.5 dCi	76	01.07	11.08					
	1.5 dCi	78	05.05	11.08					
	1.6 16V	77	06.05	11.08					
	1.6 16V	83	11.02	11.08					
	1.6 FlexFuel	77	01.07	11.08					
	1.9 dCi	85	01.06	11.08					
	1.9 dCi	88	11.02	11.08					
	1.9 dCi	96	05.05	11.08					
	2.0 16V	99	11.02	11.08					
	2.0 16V	169	08.06	11.08					
	2.0 16V Sport	165	05.04	11.08					
	2.0 16V Turbo	120	05.04	11.08					
	2.0 dCi	110	09.05	11.08					

RENAULT MEGANE II Limousine 4-türig (LM_) (03-08)

	1.4 16V	60	09.03	08.06	13.0470-3814.2	LD3814		23934 18,2 /S	BOS						
	1.4 16V	72	09.03	12.08											
	1.5 dCi	60	09.03	09.05	13.0470-3815.2	LD3815		23930 18,2 /Zub/S	BOS						
	1.5 dCi	63	05.05	09.05											
	1.5 dCi	74	02.04	09.05											
	1.5 dCi	78	05.05	09.05											
	1.6 16V	75	09.03	09.05											
	1.6 16V	77	05.05	09.05											
	1.6 16V	83	09.03	09.05											
	1.9 dCi	66	09.03	09.05											
	1.9 dCi	68	03.04	09.05											
	1.9 dCi	81	05.05	09.05											
	1.9 dCi	88	09.03	09.05											
	1.9 dCi	96	05.05	09.05											
	2.0 16V	99	09.03	09.05											
		1.5 dCi	60	10.05						12.08	13.0470-7221.2	LD7221		24535 18,3 +	ATE
		1.5 dCi	63	10.05						12.08					
		1.5 dCi	74	10.05						03.06					
		1.5 dCi	76	01.07						12.08					
1.5 dCi		78	10.05	12.08											
1.6 16V		75	10.05	12.08											
1.6 16V		77	10.05	12.08											
1.6 16V		82	01.07	12.08											
1.6 16V		83	10.05	12.08											
1.9 dCi		66	10.05	12.05											
1.9 dCi		68	10.05	12.08											
1.9 dCi		81	10.05	12.08											
1.9 dCi		88	10.05	12.08											
1.9 dCi		96	10.05	12.08											
2.0 16V		99	10.05	12.08											
2.0 dCi		110	09.05	12.08											
		1.4 16V	60	09.03	08.06	13.0470-2845.2	LD2845		23554 16,4 /Zub/S	LUC					
	1.4 16V	72	09.03	04.07											
	1.5 dCi	60	09.03	04.07											
	1.5 dCi	63	05.05	04.07											
	1.5 dCi	74	02.04	03.06											
	1.5 dCi	76	01.07	04.07											
	1.5 dCi	78	05.05	04.07											
	1.6 16V	75	09.03	04.07											
	1.6 16V	77	05.05	04.07											
	1.6 16V	82	01.07	04.07											
	1.6 16V	83	09.03	04.07											
	1.9 dCi	66	09.03	12.05											
	1.9 dCi	68	03.04	04.07											
	1.9 dCi	81	05.05	04.07											
	1.9 dCi	88	09.03	04.07											
	1.9 dCi	96	05.05	04.07											
	2.0 16V	99	09.03	04.07											
2.0 dCi	110	09.05	04.07												



RENAULT MEGANE II Limousine 4-türig (LM_) (03-08)

	1.4 16V	60	09.03	08.06	13.0470-7137.2	LD7137	PR 1334	23482 15,8 +	ATE
	1.4 16V	72	09.03	12.08					
	1.5 dCi	60	09.03	12.08					
	1.5 dCi	63	05.05	12.08					
	1.5 dCi	74	02.04	03.06					
	1.5 dCi	76	01.07	12.08					
	1.5 dCi	78	05.05	12.08					
	1.6 16V	75	09.03	12.08					
	1.6 16V	77	05.05	12.08					
	1.6 16V	82	01.07	12.08					
	1.6 16V	83	09.03	12.08					
	1.9 dCi	66	09.03	12.05					
	1.9 dCi	68	03.04	12.08					
	1.9 dCi	81	05.05	12.08					
	1.9 dCi	88	09.03	12.08					
	1.9 dCi	96	05.05	12.08					
	2.0 16V	99	09.03	12.08					
	2.0 dCi	110	09.05	12.08					















RENAULT MEGANE II Coupe/Cabrio (EM_) (03-10)

	1.5 dCi	63	05.05	09.05	13.0470-3815.2	LD3815		23930 18,2 /Zub/S	BOS					
	1.6 16V	77	06.05	09.05										
	1.6 16V	83	09.03	09.05										
	1.9 dCi	81	05.05	09.05										
	1.9 dCi	88	09.03	09.05										
	1.9 dCi	96	05.05	09.05										
	2.0 16V	99	09.03	09.05										
	2.0 16V Turbo	120	05.04	09.05										
	1.5 dCi	63	10.05	04.10										
	1.5 dCi	76	01.07	06.09										
	1.5 dCi	78	03.06	06.08	13.0470-7221.2	LD7221		24535 18,3 +	ATE					
	1.6 16V	77	10.05	04.10										
	1.6 16V	82	01.07	04.10										
	1.6 16V	83	10.05	04.10										
	1.9 dCi	81	10.05	04.10										
	1.9 dCi	85	01.06	04.10										
	1.9 dCi	88	10.05	04.10										
	1.9 dCi	96	10.05	02.07										
	2.0 16V	99	10.05	03.07										
	2.0 16V Turbo	120	10.05	04.10										
	2.0 dCi	110	09.05	04.10										
	1.5 dCi	63	05.05	04.07						13.0470-2845.2	LD2845		23554 16,4 /Zub/S	LUC
	1.5 dCi	76	01.07	04.07										
	1.5 dCi	78	03.06	04.07										
	1.6 16V	77	06.05	04.07										
	1.6 16V	82	01.07	04.07										
	1.6 16V	83	09.03	04.07										
	1.9 dCi	81	05.05	04.07										
	1.9 dCi	85	01.06	04.07										
	1.9 dCi	88	09.03	04.07										
	1.9 dCi	96	05.05	02.07										
	2.0 16V	99	09.03	03.07										
	2.0 16V Turbo	120	05.04	04.07										
	2.0 dCi	110	09.05	04.07										

RENAULT MEGANE II Grandtour (KM_) (03-08)

	1.4 16V	72	09.03	09.05	13.0470-3815.2	LD3815		23930 18,2 /Zub/S	BOS
	1.5 dCi	60	09.03	09.05					
	1.5 dCi	63	05.05	09.05					
	1.5 dCi	74	02.04	09.05					
	1.5 dCi	78	05.05	09.05					
	1.6 16V	77	05.05	09.05					
	1.6 16V	83	09.03	09.05					
	1.9 dCi	68	03.04	09.05					
	1.9 dCi	81	05.05	09.05					
	1.9 dCi	88	09.03	09.05					
	1.9 dCi	96	05.05	09.05					
	2.0 16V	99	09.03	09.05					
	1.4 16V	72	10.05	12.08	13.0470-7221.2	LD7221		24535 18,3 +	ATE
	1.5 dCi	60	10.05	05.06					
	1.5 dCi	63	10.05	12.08					
	1.5 dCi	74	10.05	03.06					
	1.5 dCi	76	01.07	12.08					
	1.5 dCi	78	10.05	06.08					
	1.6 16V	77	05.05	07.09					
	1.6 16V	82	01.07	12.08					
	1.6 16V	83	10.05	12.08					
	1.6 FlexFuel	77	02.08	12.08					
	1.9 dCi	68	10.05	02.07					
	1.9 dCi	81	10.05	12.08					
	1.9 dCi	88	10.05	12.08					
	1.9 dCi	96	10.05	02.07					
	2.0 16V	99	10.05	12.08					
	2.0 dCi	110	09.05	12.08					



								
RENAULT MEGANE II Grandtour (KM_) (03-08)								
	1.4 16V	72	09.03	04.07	13.0470-2845.2	LD2845		23554 16,4 /Zub/S LUC
	1.5 dCi	60	09.03	05.06				
	1.5 dCi	63	05.05	04.07				
	1.5 dCi	74	02.04	03.06				
	1.5 dCi	76	01.07	04.07				
	1.5 dCi	78	05.05	04.07				
	1.6 16V	77	05.05	04.07				
	1.6 16V	82	01.07	04.07				
	1.6 16V	83	09.03	04.07				
	1.9 dCi	68	03.04	02.07				
	1.9 dCi	81	05.05	04.07				
	1.9 dCi	88	09.03	04.07				
	1.9 dCi	96	05.05	02.07				
	2.0 16V	99	09.03	04.07				
	2.0 dCi	110	09.05	04.07				
RENAULT MEGANE III Schrägheck (BZO_) (08-)								
	1.2 TCe	85	03.12		13.0470-7266.2	LD7266		24538 17,9 + ATE
	1.2 TCe	97	01.13					
	1.4	96	04.09					
	1.5 dCi	63	12.09					
	1.5 dCi	66	11.08					
	1.5 dCi	70	11.13					
	1.5 dCi	78	02.09					
	1.5 dCi	81	02.09					
	1.5 dCi	96	11.08					
	1.6	74	11.08					
	1.6	81	11.08					
	1.6 16V Bifuel	81	11.08					
	1.6 dCi	96	04.11					
	1.9 dCi	96	11.08					
	2.0	103	02.09					
	2.0 dCi	110	10.10		13.0470-7249.2	LD7249		24709 18,6 + ATE
	2.0 dCi	118	04.09					
	2.0 dCi	120	07.12					
	2.0 TCe	132	11.08					
	2.0 TCe	140	06.12					
	2.0 TCe 220	162	11.13					
	1.2 TCe	85	03.12		13.0470-2740.2	LD2740	- elektrische Feststellbremse ¹⁾	23554 17,2 /Zub/S LUC
	1.2 TCe	97	01.13					
	1.4	96	04.09					
	1.5 dCi	63	12.09					
	1.5 dCi	66	11.08					
	1.5 dCi	70	11.13					
	1.5 dCi	78	02.09					
	1.5 dCi	81	02.09					
	1.5 dCi	96	11.08					
	1.6	74	11.08					
	1.6	81	11.08					
	1.6 16V Bifuel	81	11.08					
	1.6 dCi	96	04.11					
	1.9 dCi	96	11.08					
	2.0	103	02.09					
	2.0 dCi	110	10.10					
	2.0 dCi	118	04.09					
	2.0 TCe	132	11.08					
	2.0 TCe	140	06.12					
	2.0 TCe 220	162	11.13					
RENAULT MEGANE III CC (EZO_) (10-)								
	1.2 TCe	97	04.13		13.0470-7266.2	LD7266		24538 17,9 + ATE
	1.4 16V	96	06.10					
	1.5 dCi	78	06.10					
	1.5 dCi	81	06.10					
	1.6 16V	81	06.10					
	1.6 16V Bio-Petrol	81	06.10					
	1.6 dCi	96	04.11					
	1.9 dCi	96	06.10					
	2.0 16V	103	06.10					
	2.0 dCi	118	06.10		13.0470-7249.2	LD7249		24709 18,6 + ATE
	2.0 TCe	132	06.10					
	1.2 TCe	97	04.13		13.0470-2740.2	LD2740	- elektrische Feststellbremse ¹⁾	23554 17,2 /Zub/S LUC
	1.4 16V	96	06.10					
	1.5 dCi	78	06.10					
	1.5 dCi	81	06.10					
	1.6 16V	81	06.10					
	1.6 16V Bio-Petrol	81	06.10					
	1.9 dCi	96	06.10					
	2.0 16V	103	06.10					
	2.0 dCi	118	06.10					
	2.0 TCe	132	06.10					

¹⁾ - electric parking brake / - freno a mano elettrico / - frein à main électrique / - freno de mano eléctrico

RENAULT MEGANE III Coupe (DZ0_) (08-)										
	1.2 TCe	85		03.12		13.0470-7266.2	LD7266		24538 17,9 +	ATE
	1.2 TCe	97		01.13						
	1.4 16V	96		04.09						
	1.5 dCi	63		11.08						
	1.5 dCi	66		11.08						
	1.5 dCi	78		11.08						
	1.5 dCi	81		02.09						
	1.6 16V	74		11.08						
	1.6 16V	81		11.08						
	1.6 16V Bifuel	81		11.08						
	1.6 dCi	96		04.11						
	1.9 dCi	96		11.08						
	2.0 16V	103		05.09						
	2.0 dCi	110		04.09		13.0470-7249.2	LD7249		24709 18,6 +	ATE
	2.0 dCi	118		04.09						
2.0 dCi	120		07.12							
2.0 TCe	132		11.08							
2.0 TCe	140		06.12							
2.0 TCe 220	162		11.13							
	1.2 TCe	85		03.12		13.0470-2740.2	LD2740	- elektrische Feststellbremse ¹⁾	23554 17,2 /Zub/S	LUC
	1.2 TCe	97		01.13						
	1.4 16V	96		04.09						
	1.5 dCi	63		11.08						
	1.5 dCi	66		11.08						
	1.5 dCi	78		11.08						
	1.5 dCi	81		02.09						
	1.6 16V	74		11.08						
	1.6 16V	81		11.08						
	1.6 16V Bifuel	81		11.08						
	1.6 dCi	96		04.11						
	1.9 dCi	96		11.08						
	2.0 16V	103		05.09						
	2.0 dCi	110		04.09						
	2.0 dCi	118		04.09						
2.0 TCe	132		11.08							
2.0 TCe	140		06.12							
2.0 TCe 220	162		11.13							
RENAULT MEGANE III Grandtour (KZ_) (08-)										
	1.2 TCe	85		03.12		13.0470-7266.2	LD7266		24538 17,9 +	ATE
	1.2 TCe	97		01.13						
	1.4 16V	96		05.09						
	1.5 dCi	63		08.09						
	1.5 dCi	66		05.09						
	1.5 dCi	70		11.13						
	1.5 dCi	78		05.09						
	1.5 dCi	81		02.09						
	1.6 16V	74		05.09						
	1.6 16V	81		05.09						
	1.6 16V Bifuel	81		11.08						
	1.6 dCi	96		04.11						
	1.9 dCi	96		05.09						
	2.0 16V	103		05.09						
	2.0 dCi	110		08.09		13.0470-7249.2	LD7249		24709 18,6 +	ATE
2.0 dCi	118		04.09							
2.0 dCi	120		07.12							
2.0 TCe	132		05.09							
2.0 TCe	140		09.12							
2.0 TCe	162		09.12							
	1.2 TCe	85		03.12		13.0470-2740.2	LD2740	- elektrische Feststellbremse ¹⁾	23554 17,2 /Zub/S	LUC
	1.2 TCe	97		01.13						
	1.4 16V	96		05.09						
	1.5 dCi	63		08.09						
	1.5 dCi	66		05.09						
	1.5 dCi	70		11.13						
	1.5 dCi	78		05.09						
	1.5 dCi	81		02.09						
	1.6 16V	74		05.09						
	1.6 16V	81		05.09						
	1.6 16V Bifuel	81		11.08						
	1.6 dCi	96		04.11						
	1.9 dCi	96		05.09						
	2.0 16V	103		05.09						
	2.0 dCi	110		08.09						
2.0 dCi	118		04.09							
2.0 TCe	132		05.09							
2.0 TCe	140		09.12							
2.0 TCe	162		09.12							
RENAULT MEGANE SCENIC (JA_) (96-99)										
	1.6 16V	79		04.98	09.99	13.0470-2845.2	LD2845		23554 16,4 /Zub/S	LUC
	1.9 dTi (JAON)	72		04.97	09.99 + ABS					

¹⁾ - electric parking brake / - freno a mano elettrico / - frein à main électrique / - freno de mano eléctrico



RENAULT MODUS/GRAND MODUS (JPO_) (04-13)

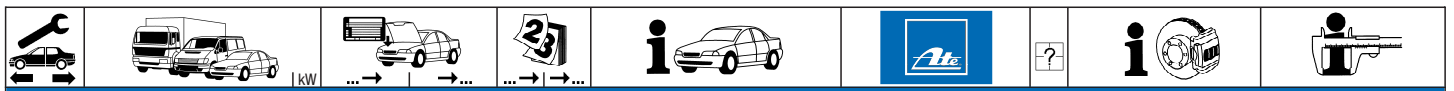
	1.2	58	12.04	06.13	13.0470-2709.2	LD2709		23973	17,4 /Zub/S	LUC
	1.2	76	04.11	06.13						
	1.2 16V	48	05.05	06.13						
	1.2 16V	55	08.04	06.13						
	1.2 16V	74	05.07	06.13						
	1.2 16V Hi-Flex	55	10.08	06.13						
	1.4 16V	72	08.04	06.13						
	1.5 dCi	48	12.04	06.13						
	1.5 dCi	50	08.04	06.13						
	1.5 dCi	60	09.04	06.13						
	1.5 dCi	63	08.04	06.13						
	1.5 dCi	76	05.07	06.13						
	1.5 dCi	78	05.05	06.13						
	1.5 dCi 75	55	10.10	06.13						
	1.5 dCi 90	65	10.10	06.13						
	1.6 16V	65	08.04	06.13						
	1.6 16V	82	08.04	06.13						
	1.2	58	12.04	06.13	13.0470-2845.2	LD2845		23554	16,4 /Zub/S	LUC
	1.2	76	04.11	06.13						
	1.2 16V	48	05.05	06.13 + ESP						
	1.2 16V	55	08.04	06.13 + ESP						
	1.2 16V	74	05.07	06.13 + ESP						
	1.2 16V Hi-Flex	55	10.08	06.13 + ESP						
	1.4 16V	72	08.04	06.13						
	1.5 dCi	48	12.04	06.13 + ESP						
	1.5 dCi	50	08.04	06.13 + ESP						
	1.5 dCi	60	09.04	06.13 + ESP						
	1.5 dCi	63	08.04	06.13						
	1.5 dCi	76	05.07	06.13						
	1.5 dCi	78	05.05	06.13						
	1.5 dCi 75	55	10.10	06.13 + ESP						
	1.5 dCi 90	65	10.10	06.13 + ESP						
	1.6 16V	65	08.04	06.13						
	1.6 16V	82	08.04	06.13						

RENAULT SCENIC I (JA_) (99-03)

	1.9 dCi RX4	75	04.02	03.06	13.0470-7158.2	LD7158		23245	18,3 +	ATE
	2.0 16V RX4	102	04.02	03.06						
	1.4 16V (OD,1H,0W,10)	70	09.99	06.03 + ABS	13.0470-2845.2	LD2845		23554	16,4 /Zub/S	LUC
	1.6 16V (JA00,15,16)	79	09.99	06.03 + ABS						
	1.8 16V (12,1R,1M,1A)	85	01.01	06.03						
	1.8 16V 4x4	85	07.00	04.01						
	1.9 dCi (JA01,05,1F)	75	09.99	06.03						
	1.9 dCi RX4	75	11.00	06.03						
	1.9 dTi (JA0N)	72	09.99	06.03 + ABS						
	1.9 dTi (JA1U)	59	01.01	06.03						
	2.0 16V (1B,1D,0C)	102	06.00	06.03						
	2.0 16V IDE	103	09.99	06.03						
	2.0 16V RX4	102	06.00	06.03						

RENAULT SCENIC II (JM_) (03-09)

	1.4 16V	72	06.03	09.05	13.0470-3815.2	LD3815		23930	18,2 /Zub/S	BOS
	1.5 dCi	60	06.03	09.05						
	1.5 dCi	63	05.05	09.05						
	1.5 dCi	74	11.03	09.05						
	1.5 dCi	78	05.05	09.05						
	1.6 16V	83	06.03	09.05						
	1.9 dCi	81	05.05	09.05						
	1.9 dCi	88	06.03	09.05						
	1.9 dCi	96	05.05	09.05						
	2.0 16V	99	06.03	09.05						
	2.0 16V Turbo	120	05.04	09.05						
	1.4 16V	72	10.05	03.09	13.0470-7221.2	LD7221		24535	18,3 +	ATE
	1.5 dCi	60	10.05	03.09						
	1.5 dCi	63	10.05	03.09						
	1.5 dCi	74	10.05	03.09						
	1.5 dCi	76	01.07	03.09						
	1.5 dCi	78	10.05	03.09						
	1.6 16V	82	01.07	03.09						
	1.6 16V	83	10.05	03.09						
	1.4 16V	72	06.03	03.09	13.0470-2845.2	LD2845		23554	16,4 /Zub/S	LUC
	1.5 dCi	60	06.03	03.09						
	1.5 dCi	63	05.05	03.09						
	1.5 dCi	74	11.03	03.09						
	1.5 dCi	76	01.07	03.09						
	1.5 dCi	78	10.05	03.09						
	1.6 16V	82	01.07	03.09						
	1.6 16V	83	06.03	03.09						
	1.9 D	85	06.06	03.09						
	1.9 dCi	81	05.05	03.09						
	1.9 dCi	88	06.03	03.09						
	1.9 dCi	96	05.05	03.09						
	2.0 16V	99	06.03	03.09						
	2.0 16V Turbo	120	05.04	03.09						
2.0 dCi	110	09.05	03.09							



RENAULT SCENIC III (JZ_) (09-)

	1.5 dCi	63	04.09	+ 15" Rad ¹⁾	13.0470-7266.2	LD7266		24538 17,9 +	ATE				
	1.5 dCi	70	11.10	+ 15" Rad ¹⁾									
	1.5 dCi	78	04.09	+ 15" Rad ¹⁾									
	1.5 dCi	81	04.09	+ 15" Rad ¹⁾									
	1.6 16V	81	04.09	+ 15" Rad ¹⁾									
	1.6 E85	81	06.09	+ 15" Rad ¹⁾									
	1.2 TCe	85	03.12							13.0470-7249.2	LD7249	24709 18,6 +	ATE
	1.2 TCe	97	03.13										
	1.4 TCe	96	04.09										
	1.5 dCi	70	11.10	+ 16"/17" Rad ²⁾									
1.5 dCi	78	04.09	+ 16"/17" Rad ²⁾										
1.5 dCi	81	04.09	+ 16"/17" Rad ²⁾										
1.6 16V	81	04.09	+ 16"/17" Rad ²⁾										
1.6 dCi	96	04.11											
1.6 E85	81	06.09	+ 16"/17" Rad ²⁾										
1.9 dCi	96	04.09											
2.0 16V	103	04.09											
2.0 dCi	110	04.09											
2.0 dCi	118	04.09											
	1.2 TCe	85	03.12	- elektrische Feststellbremse ³⁾	13.0470-2740.2	LD2740	23554 17,2 /Zub/S	LUC					
	1.2 TCe	97	03.13	- elektrische Feststellbremse ³⁾									
	1.4 TCe	96	04.09	- elektrische Feststellbremse ³⁾									
	1.5 dCi	63	04.09	- elektrische Feststellbremse ³⁾									
	1.5 dCi	70	11.10	- elektrische Feststellbremse ³⁾									
	1.5 dCi	78	04.09	- elektrische Feststellbremse ³⁾									
	1.5 dCi	81	04.09	- elektrische Feststellbremse ³⁾									
	1.6 16V	81	04.09	- elektrische Feststellbremse ³⁾									
	1.6 dCi	96	04.11	- elektrische Feststellbremse ³⁾									
	1.6 E85	81	06.09	- elektrische Feststellbremse ³⁾									
1.9 dCi	96	04.09	- elektrische Feststellbremse ³⁾										
2.0 16V	103	04.09	- elektrische Feststellbremse ³⁾										

RENAULT GRAND SCENIC (JM_) (04-09)

	1.5 dCi	74	04.04	09.05	13.0470-3815.2	LD3815	23930 18,2 /Zub/S	BOS
	1.6	83	04.04	09.05				
	1.9 dCi	81	05.05	09.05				
	1.9 dCi	88	04.04	09.05				
	1.9 dCi	96	05.05	09.05				
	2.0 16V	99	04.04	09.05				
	2.0 16V Turbo	120	04.04	09.05				
2.0 dCi	110	09.05	09.05					
	1.5 dCi	74	04.04	03.09	13.0470-2845.2	LD2845	23554 16,4 /Zub/S	LUC
	1.5 dCi	76	06.06	03.09				
	1.6	83	04.04	03.09				
	1.9 dCi	81	05.05	03.09				
	1.9 dCi	88	04.04	03.09				
	1.9 dCi	96	05.05	03.09				
	2.0 16V	99	04.04	03.09				
	2.0 16V Turbo	120	04.04	03.09				
	2.0 dCi	110	09.05	03.09				

RENAULT GRAND SCENIC (JZ_) (09-)

	1.5 dCi	63	04.09		13.0470-7266.2	LD7266	24538 17,9 +	ATE				
	1.2 TCe	85	03.12						13.0470-7249.2	LD7249	24709 18,6 +	ATE
	1.2 TCe	97	03.13									
	1.4 16V	96	02.09									
	1.5 dCi	70	11.10									
	1.5 dCi	78	02.09									
	1.5 dCi	81	04.09									
	1.6 16V	81	02.09									
	1.6 dCi	96	04.11									
	1.9 dCi	96	02.09									
2.0 16V	103	02.09										

RENAULT VEL SATIS (BJO_) (02-09)

	2.0	108	04.05	12.09	13.0470-7159.2	LD7159	23248 18,3 +	ATE
	2.0 16V Turbo	120	06.02	12.09				
	2.0 16V Turbo	125	04.04	12.09				
	2.0 dCi	110	08.05	12.09				
	2.0 dCi	127	01.06	12.09				
	2.2 dCi	85	04.04	12.09				
	2.2 dCi	110	06.02	12.09				
	3.0 dCi	130	06.02	12.09				
	3.0 dCi	133	06.06	12.09				
	3.5	170	10.04	12.09				
3.5 V6	177	06.02	12.09					
	2.0	108	04.05	12.09	13.0470-7137.2	LD7137	23482 15,8 +	ATE
	2.0 16V Turbo	120	06.02	12.09				
	2.0 16V Turbo	125	04.04	12.09				
	2.0 dCi	110	08.05	12.09				
	2.0 dCi	127	01.06	12.09				
	2.2 dCi	85	04.04	12.09				
	2.2 dCi	110	06.02	12.09				
	3.0 dCi	130	06.02	12.09				
	3.0 dCi	133	06.06	12.09				
	3.5	170	10.04	12.09				
3.5 V6	177	06.02	12.09					

1) + 15" wheel / + ruota 15" / + roue 15" / + rueda 15"
 2) + 16"/17" wheel / + ruota 16"/17" / + roue 16"/17" / + ruedas 16"/17"
 3) - electric parking brake / - freno a mano elettrico / - frein à main électrique / - freno de mano eléctrico



ROVER 75-Serie (RJ) (99-04)

	1.8	88		02.99	05.04	13.0470-3605.2	LD3605		20180 17,3 +/WE	ATE
	1.8 Turbo	110		05.03	05.04					
	2.0 CDT	85		02.99	05.04					
	2.0 CDT1	96		02.03	05.04					
	2.0 V6	110		02.99	05.04					
	2.5 V6	129		02.99	10.01					
2.5 V6	130		08.01	05.04						

ROVER 75 Serie (RX) (04-05)

	1.8	88		04.04	05.05 + Bremsscheibe 325 X 25 ¹⁾	13.0470-7155.2	LD7155		23183 20,3 +/WE	ATE
	1.8 Turbo	110		04.04	05.05 + Bremsscheibe 325 X 25 ¹⁾					
	2.0 CDT1	96		04.04	05.05 + Bremsscheibe 325 X 25 ¹⁾					
	2.5 V6	130		04.04	05.05 + Bremsscheibe 325 X 25 ¹⁾					
	1.8	88		04.04	05.05	13.0470-3605.2	LD3605		20180 17,3 +/WE	ATE
	1.8 Turbo	110		04.04	05.05					
	2.0 CDT1	96		04.04	05.05					
	2.5 V6	130		04.04	05.05					

SAAB 9-3 Limousine (YS3F) (03-12)

	1.8 i	90		03.04	12.05 + 16" Rad/ - Vector ²⁾	13.0470-7172.2	LD7172	f. Bremssattel m. Kunststoffkolben ³⁾	23402 20,1 +/WE	ATE					
	1.8 i	90		03.04	12.05 + 15" Rad ⁴⁾										
	1.8 t	110		09.02	12.05 + 15" Rad ⁴⁾										
	1.8 t	110		09.02	12.05 + 16" Rad/ - Vector ²⁾										
	1.9 TiD	88		07.04	12.05 + 16" Rad/ - Vector ²⁾										
	1.9 TiD	88		07.04	12.05 + 15" Rad ⁴⁾										
	1.9 TiD	110		07.04	12.05 + 15" Rad ⁴⁾										
	1.9 TiD	110		07.04	12.05 + 16" Rad/ - Vector ²⁾										
	2.0 t			09.02	12.05 + 16" Rad/ - Vector ²⁾										
	2.0 t			09.02	12.05 + 15" Rad ⁴⁾										
	2.0 Turbo Performance			04.04	12.05 + 15" Rad ⁴⁾										
	2.2 TiD	92		09.02	12.05 + 15" Rad ⁴⁾										
	2.2 TiD	92		09.02	12.05 + 16" Rad/ - Vector ²⁾										
	1.8 i	90		01.06	12.08 - Vector						13.0470-7204.2	LD7204	+ 16" Rad/ + USA/+ Kunststoffkolben ⁵⁾	23402 20,1 +/WE	ATE
	1.8 i Vector	90		09.02	12.08										
	1.8 t BioPower	110		01.07	12.08										
	1.9 TiD	88		01.06	12.08 - Vector										
	1.9 TiD	110		01.06	12.08 - Vector										
	1.9 TiD Vector	88		07.04	12.08										
	1.9 TiD Vector	110		07.04	12.08										
	1.9 TTiD			07.07	12.08 - Vector										
1.9 TTiD			07.07	12.08											
2.0 t			01.06	12.08 - Vector											
2.0 T Aero	154		09.02	12.08											
2.0 t BioPower			01.07	12.08											
2.0 t BioPower	145		06.07	12.08											
2.0 t BioPower XWD			09.02	12.08											
2.0 t Vector	129		09.02	12.08											
2.0 t XWD			01.07	12.08											
2.0 Turbo Performance			04.04	12.08											
2.2 TiD	92		01.06	12.08 - Vector											
2.2 TiD Vector	92		09.02	12.08											
2.8 T Aero	184		03.05	12.08											
2.8 T Aero	188		07.07	12.08											
2.8 T Aero	206		07.07	12.08											
2.8 T Aero V6 XWD	206		04.08	12.08											
2.8 Turbo V6			04.08	12.08											
1.8 i	90		01.09	06.12 - Vector	13.0470-7194.2	LD7194	ersetzt Belag mit Federn ⁷⁾	23482 16,6 +	ATE						
1.8 i Vector	90		01.09	06.12											
1.8 t BioPower	110		01.09	06.12											
1.9 TiD	88		01.09	06.12 - Vector											
1.9 TiD	110		01.09	06.12 - Vector											
1.9 TiD Vector	88		01.09	06.12											
1.9 TiD Vector	110		01.09	06.12											
1.9 TTiD			01.09	06.12 - Vector											
1.9 TTiD			01.09	06.12											
2.0 t			01.09	06.12 - Vector											
2.0 T Aero	154		01.09	06.12											
2.0 t BioPower			01.09	06.12											
2.0 t BioPower	145		01.09	06.12											
2.0 t BioPower XWD			01.09	06.12											
2.0 t Vector	129		01.09	06.12											
2.0 t XWD			01.09	06.12											
2.0 Turbo Performance			01.09	06.12											
2.2 TiD	92		01.09	06.12 - Vector											
2.2 TiD Vector	92		01.09	06.12											
2.8 T Aero	184		01.09	06.12											
2.8 T Aero	188		01.09	06.12											
2.8 T Aero	206		01.09	06.12											
2.8 T Aero V6 XWD	206		01.09	06.12											
2.8 Turbo V6			01.09	06.12											
	1.8 i	90	76001222	03.04		13.0470-7194.2	LD7194		23482 16,6 +	ATE					
	1.8 t	110	76001222	09.02											
	1.8 t BioPower	110	76001222	01.07											
	1.9 TiD	88	76001222	07.04											
	1.9 TiD	110	76001222	07.04											
	1.9 TTiD		76001222	07.07											
2.0 t		76001222	09.02												

1) + brake disc 325 X 25 / + dischi freno 325 X 25 / + disque de frein 325 X 25 / + disco de freno 325 X 25
2) + 16" wheel/ - Vector / + ruota 16"/ - Vector / + roue 16"/ - Vector / + rueda 16"/ - Vector
3) for br.caliper +plastic piston / per pinza fr. +pistone plastica / pour étrier fr. +piston plastique / para pinza fr. + pistón plástico
4) + 15" wheel / + ruota 15" / + roue 15" / + rueda 15"
5) + 16" wheel/ + USA/+ plastic piston / + ruota 16" / + USA/+ piston plastique / + rueda 16" / + USA/+ pistón plástico
6) + 17" wheel / + ruota 17" / + roue 17" / + rueda 17"
7) replaces pad with springs / sostituisce la guarnizione con molle / remplace la garniture avec ressorts / sustituye guarnición con resortes



SAAB 9-3 Limousine (YS3F) (03-12)

	2.0 T Aero	154	76001222	09.02	13.0470-7194.2	LD7194	ersetzt Belag mit Federn ¹⁾	23482 16,6 +	ATE					
	2.0 t BioPower		76001222	01.07										
	2.0 t BioPower	145	76001222	06.07										
	2.0 t BioPower XWD		76001222	09.02										
	2.0 t XWD		76001222	01.07										
	2.0 Turbo Performance		76001222	04.04										
	2.2 TiD	92	76001222	09.02										
	2.8 T Aero	184	76001222	03.05										
	2.8 T Aero	188	76001222	07.07										
	2.8 T Aero	206	76001222	07.07										
	2.8 T Aero V6 XWD	206	76001222	04.08										
	2.8 Turbo V6		76001222	04.08										
	1.8 i	90	76001223	06.12						13.0470-7195.2	LD7195		23482 16,6 +	ATE
	1.8 t	110	76001223	06.12										
	1.8 t BioPower	110	76001223	06.12										
	1.9 TiD	88	76001223	06.12										
	1.9 TiD	110	76001223	06.12										
1.9 TTiD		76001223	06.12											
2.0 t		76001223	06.12											
2.0 T Aero	154	76001223	06.12											
2.0 t BioPower		76001223	06.12											
2.0 t BioPower	145	76001223	06.12											
2.0 t BioPower XWD		76001223	06.12											
2.0 t XWD		76001223	06.12											
2.0 Turbo Performance		76001223	06.12											
2.2 TiD	92	76001223	06.12											
2.8 T Aero	184	76001223	06.12											
2.8 T Aero	188	76001223	06.12											
2.8 T Aero	206	76001223	06.12											
2.8 T Aero V6 XWD	206	76001223	06.12											
2.8 Turbo V6		76001223	06.12											

SAAB 9-3 SportCombi (05-12)

	1.8 i	90		03.05	13.0470-7172.2	LD7172	+ 15"/16" Rad/+ Kunststoffkolben ²⁾	23402 20,1 +/WE	ATE				
	1.8 t	110		03.05									
	1.8 t BioPower	110		01.07									
	1.8 t BioPower	129		07.07									
	1.9 TiD	88		03.05									
	1.9 TiD	110		03.05									
	1.9 TTiD			07.07									
	2.0	143		04.06									
	2.0 t			03.05									
	2.0 t BioPower			01.07									
	2.0 t BioPower	145		06.07									
	2.0 t BioPower	147		07.07									
	2.0 t BioPower	162		01.11									
	2.0 t BioPower XWD			01.07									
	2.0 t BioPower XWD	162		01.11									
	2.0 t XWD			01.07									
	2.0 T			01.09						13.0470-7204.2	LD7204	+ 17" Rad ³⁾	23912 18,8 +
2.0 T XWD	154		01.09										
2.0 T XWD	177		03.09										
2.8 T	184		01.09										
2.8 T	188		01.09										
2.8 T Aero	206		01.09										
2.8 T Aero V6 XWD	206		01.09										
2.8 Turbo V6	169		01.09										
2.8 Turbo V6	203		01.09										
1.8 i	90	76001222	03.05	13.0470-7194.2	LD7194	ersetzt Belag mit Federn ¹⁾	23482 16,6 +	ATE					
1.8 t	110	76001222	03.05										
1.8 t BioPower	110	76001222	01.07										
1.8 t BioPower	129	76001222	07.07										
1.9 TiD	88	76001222	03.05										
1.9 TiD	110	76001222	03.05										
1.9 TTiD		76001222	07.07										
2.0	143	76001222	04.06										
2.0 T		76001222	03.05										
2.0 t		76001222	03.05										
2.0 t BioPower		76001222	01.07										
2.0 t BioPower	145	76001222	06.07										
2.0 t BioPower	147	76001222	07.07										
2.0 t BioPower	162	76001222	01.11										
2.0 t BioPower XWD		76001222	01.07										
2.0 t BioPower XWD	162	76001222	01.11										
2.0 t XWD		76001222	01.07										
2.0 T XWD	154	76001222	07.08										
2.0 T XWD	177	76001222	03.09										
2.8 T	184	76001222	03.05										
2.8 T	188	76001222	07.07										
2.8 T Aero	206	76001222	07.07										
2.8 T Aero V6 XWD	206	76001222	04.08										
2.8 Turbo V6	169	76001222	03.05										
2.8 Turbo V6	203	76001222	05.08										
1.8 i	90	76001223	06.12	13.0470-7195.2	LD7195		23482 16,6 +	ATE					
1.8 t	110	76001223	06.12										
1.8 t BioPower	110	76001223	06.12										
1.8 t BioPower	129	76001223	06.12										

¹⁾ replaces pad with springs / sostituisce la guarnizione con molle / remplace la garniture avec ressorts / sustituye guarnición con resortes
²⁾ + 15"/16" wheel/+ plastic piston / + ruota 15"/16" /+ pistone plastica / + roue 15"/16" /+ piston plastique / + rueda 15"/16" /+ pistón plástico
³⁾ + 17" wheel / + ruota 17" / + roue 17" / + rueda 17"





SAAB 9-3 SportCombi (05-12)

	1.9 TiD	88	76001223		06.12		13.0470-7195.2	LD7195		23482 16,6 +	ATE
	1.9 TiD	110	76001223		06.12						
	1.9 TTiD		76001223		06.12						
	2.0 t		76001223		06.12						
	2.0 T		76001223		06.12						
	2.0 t BioPower		76001223		06.12						
	2.0 t BioPower	145	76001223		06.12						
	2.0 t BioPower	147	76001223		06.12						
	2.0 t BioPower	162	76001223		06.12						
	2.0 t BioPower XWD		76001223		06.12						
	2.0 t BioPower XWD	162	76001223		06.12						
	2.0 t XWD		76001223		06.12						
	2.0 T XWD	154	76001223		06.12						
	2.0 T XWD	177	76001223		06.12						
	2.8 T	184	76001223		06.12						
2.8 T	188	76001223		06.12							
2.8 T Aero	206	76001223		06.12							
2.8 T Aero V6 XWD	206	76001223		06.12							
2.8 Turbo V6	169	76001223		06.12							
2.8 Turbo V6	203	76001223		06.12							

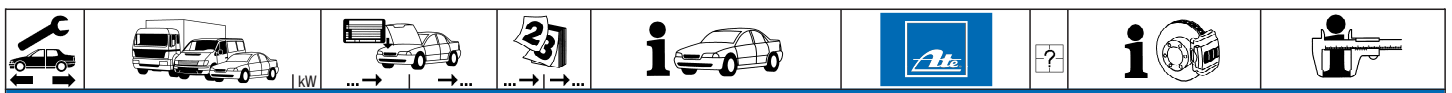
SAAB 9-3 Cabriolet (YS3D) (98-03)

	2.0 i	96		09.02	07.03		13.0470-7172.2	LD7172	f. Bremssattel m. Kunststoffkolben ¹⁾	23402 20,1 +/WE	ATE
	2.0 SE Turbo	147		09.02	07.03						
	2.0 T	113		09.02	07.03						
	2.0 T	136		09.02	07.03						
	2.0 T	151		09.02	07.03						
	2.0 Turbo	110		09.02	07.03						
	2.3 i	110		09.02	07.03						
	2.3 i	165		09.02	07.03						
	2.0 i	96		09.02	07.03		13.0470-7194.2	LD7194	ersetzt Belag mit Federn ²⁾	23482 16,6 +	ATE
	2.0 SE Turbo	147		09.02	07.03						
	2.0 T	113		09.02	07.03						
	2.0 T	136		09.02	07.03						
	2.0 T	151		09.02	07.03						
	2.0 Turbo	110		09.02	07.03						
	2.3 i	110		09.02	07.03						
	2.3 i	165		09.02	07.03						

SAAB 9-3 Cabriolet (YS3F) (03-12)

	1.8 i	90		01.04	06.12		13.0470-7172.2	LD7172	+ 15"/16" Rad/+ Kunststoffkolben ³⁾	23402 20,1 +/WE	ATE
	1.8 t	110		08.03	06.12						
	1.8 t BioPower	110		01.07	06.12						
	1.8 t BioPower	129		07.07	06.12						
	1.9 TiD	110		01.06	06.12						
	1.9 TTiD			07.07	06.12						
	2.0	143		04.06	09.07						
	2.0 T			08.03	06.12	- USA					
	2.0 t			08.03	06.12						
	2.0 t BioPower			01.07	06.12						
	2.0 t BioPower			06.07	06.12						
	2.0 t BioPower	147		07.07	06.12						
	2.0 Turbo Performance	185		04.04	06.12						
	2.0 T			08.03	06.12	+ USA	13.0470-7172.2	LD7172	+ 16" Rad/+ Kunststoffkolben ⁴⁾	23402 20,1 +/WE	ATE
	2.0 Turbo Performance	185		04.04	06.12	+ USA					
2.0 T			01.09	06.12	- USA	13.0470-7204.2	LD7204	+ 17" Rad ⁵⁾	23912 18,8 +	ATE	
2.0 Turbo Performance	185		01.09	06.12	- USA						
2.8 T	184		01.09	06.12							
2.8 T	221		01.09	06.12							
2.8 T Aero	188		01.09	06.12							
2.8 T V6 Aero			01.09	06.12							
	1.8 i	90	76001222	01.04			13.0470-7194.2	LD7194	ersetzt Belag mit Federn ²⁾	23482 16,6 +	ATE
	1.8 t	110	76001222	08.03							
	1.8 t BioPower	110	76001222	01.07							
	1.8 t BioPower	129	76001222	07.07							
	1.9 TiD	110	76001222	01.06							
	1.9 TTiD		76001222	07.07							
	2.0	143	76001222	04.06							
	2.0 t		76001222	08.03							
	2.0 T		76001222	08.03							
	2.0 t BioPower		76001222	01.07							
	2.0 t BioPower		76001222	06.07							
	2.0 t BioPower	147	76001222	07.07							
	2.0 Turbo Performance	185	76001222	04.04							
	2.8 T	184	76001222	02.06							
	2.8 T	221	76001222	10.08							
2.8 T Aero	188	76001222	07.07								
2.8 T V6 Aero		76001222	06.08								
	1.8 i	90	76001223		06.12		13.0470-7195.2	LD7195		23482 16,6 +	ATE
	1.8 t	110	76001223		06.12						
	1.8 t BioPower	110	76001223		06.12						
	1.8 t BioPower	129	76001223		06.12						
	1.9 TiD	110	76001223		06.12						
	1.9 TTiD		76001223		06.12						
	2.0	143	76001223		09.07						
	2.0 T		76001223		06.12						
2.0 t		76001223		06.12							

1) for br.caliper +plastic piston / per pinza fr. +pistone plastica / pour étrier fr. +piston plastique / para pinza fr. + pistón plástico
2) replaces pad with springs / sostituisce la guarnizione con molle / remplace la garniture avec ressorts / sustituye guarnición con resortes
3) + 15"/16" wheel/+ plastic piston / + ruota 15"/16" /+ pistone plastica / + roue 15"/16" /+ piston plastique / + rueda 15"/16" /+ pistón plástico
4) + 16" wheel/+ plastic piston / + ruota 16" /+ pistone plastica / + roue 16" /+ piston plastique / + rueda 16" /+ pistón plástico
5) + 17" wheel / + ruota 17" / + roue 17" / + rueda 17"



SAAB 9-3 Cabriolet (YS3F) (03-12)

	2.0 t BioPower	76001223		06.12	13.0470-7195.2	LD7195		23482 16,6 +	ATE
	2.0 t BioPower	76001223		06.12					
	2.0 t BioPower	147 76001223		06.12					
	2.0 Turbo Performance	185 76001223		06.12					
	2.8 T	184 76001223		06.12					
	2.8 T	221 76001223		06.12					
	2.8 T Aero	188 76001223		06.12					
	2.8 T V6 Aero	76001223		06.12					

SAAB 9-3 X (09-12)

	1.9 TTiD	96		01.10	13.0470-7172.2	LD7172		+ 15"/16" Rad/+ Kunststoffkolben ¹⁾	23402 20,1 +/WE	ATE
	1.9 TTiD	132		03.09						
	2.0 T BioPower XWD	120		01.11						
	2.0 T BioPower XWD	154		03.09						
	2.0 T BioPower XWD	162		01.11						
	2.0 T XWD	154		03.09						
	1.9 TTiD	96		01.10	13.0470-7204.2	LD7204		+ 17" Rad ²⁾	23912 18,8 +	ATE
	1.9 TTiD	132		03.09						
	2.0 T BioPower XWD	120		01.11						
	2.0 T BioPower XWD	154		03.09						
	2.0 T BioPower XWD	162		01.11						
	2.0 T XWD	154		03.09						
	1.9 TTiD	96		01.10	13.0470-7195.2	LD7195			23482 16,6 +	ATE
	1.9 TTiD	132		03.09						
	2.0 T BioPower XWD	120		01.11						
	2.0 T BioPower XWD	154		03.09						
	2.0 T BioPower XWD	162		01.11						
	2.0 T XWD	154		03.09						

SAAB 9-5 Limousine (YS3E) (97-10)

	1.9 TiD	110		01.06	13.0470-3605.2	LD3605			20180 17,3 +/WE	ATE
	2.0	136		07.00						
	2.0 t	110 X3025752								
	2.0 T	129 X3025752								
	2.0 t BioPower	110		01.05						
	2.0 t BioPower	132		06.06						
	2.0 Turbo SE	141 X3025752		07.00						
	2.2 TiD	88		03.02						
	2.3 t	125 X3025752								
	2.3 T	134		04.08						
	2.3 t	136		01.01						
	2.3 T	162		07.03						
	2.3 T	188		04.08						
	2.3 T	191		11.05						
	2.3 T Aero	169		10.99						
	2.3 T Aero	184		09.01						
	2.3 T Aero	225		04.03						
	2.3 t BioPower	136		01.07						
	2.3 t BioPower	152		11.06						
	2.3 t BioPower	154		01.07						
	3.0 t	147 X3025752								
3.0 TiD	130		07.01							

SAAB 9-5 Kombi (YS3E) (98-10)

	1.9 TiD	110		01.06	13.0470-3605.2	LD3605			20180 17,3 +/WE	ATE
	1.9 TiD	129		01.07						
	2.0	136 X3025752		07.01						
	2.0 t	110 X3025752								
	2.0 t	141 X3025752								
	2.0 t BioPower	X3025752								
	2.0 t BioPower	110 X3025752								
	2.2 TiD	88		03.02						
	2.3	224		06.03						
	2.3 t	125 X3025752								
	2.3 t	136		01.01						
	2.3 T	162		07.03						
	2.3 T	188		04.08						
	2.3 T	191		01.06						
	2.3 T Aero	169		10.99						
	2.3 T Aero	184		09.01						
	2.3 T Aero	225		04.03						
	2.3 t BioPower	136 X3025752								
	2.3 t BioPower	152 X3025752								
	2.3 t BioPower	154 X3025752								
	3.0 t	147 X3025752								
3.0 TiD	130		07.01							

SAAB 9-5 II (10-12)

	1.6 T	132		03.10	13.0470-5611.2	LD5611		+ 16" Rad ³⁾	24415 19,1 +/WK/Zub	MAN
	2.0 T	162		03.10						
	2.0 T BioPower	162		03.10						
	2.0 T BioPower XWD	162		03.10						
	2.0 T XWD	162		03.10						
	2.0 TiD	118		03.10						
	2.0 TTiD	140		03.10						
	2.0 TTiD XWD	140		03.10						
	2.8 T V6 XWD	221		03.10						

¹⁾ + 15"/16" wheel/+ plastic piston / + ruota 15"/16" /+ pistone plastica / + roue 15"/16" /+ piston plastique / + rueda 15"/16" /+ pistón plástico

²⁾ + 17" wheel / + ruota 17" / + roue 17" / + rueda 17"

³⁾ + 16" wheel / + ruota 16" / + roue 16" / + rueda 16"




















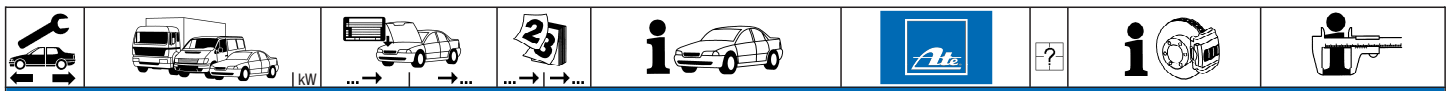


SAAB 9-5 II (10-12)																	
	1.6 T	132		03.10	06.12	13.0470-5612.2	LD5612		+ 17" Rad ¹⁾	24412 19,0 +WK/Zub	MAN						
	2.0 T	162		03.10	06.12												
	2.0 T BioPower	162		03.10	06.12												
	2.0 T BioPower XWD	162		03.10	06.12												
	2.0 T XWD	162		03.10	06.12												
	2.0 TiD	118		03.10	06.12												
	2.0 TTiD	140		03.10	06.12												
	2.0 TTiD XWD	140		03.10	06.12												
2.8 T V6 XWD	221		03.10	06.12													
	1.6 T	132		03.10	06.12	13.0470-2755.2	LD2755		+ 16"/17" Rad ²⁾	24421 17,2 +WK/Zub	LUC						
	2.0 T	162		03.10	06.12												
	2.0 T BioPower	162		03.10	06.12												
	2.0 T BioPower XWD	162		03.10	06.12												
	2.0 T XWD	162		03.10	06.12												
	2.0 TiD	118		03.10	06.12												
	2.0 TTiD	140		03.10	06.12												
	2.0 TTiD XWD	140		03.10	06.12												
2.8 T V6 XWD	221		03.10	06.12													
SEAT ALHAMBRA II (10-)																	
	1.4 TSI	110		09.10		13.0470-7242.2	LD7242			24332 19,8 +WK	ATE						
	1.8 TFSI	118		11.12	PR: 1LJ												
	2.0 TDI	85		04.11	PR: 1LJ												
	2.0 TDI	100		09.10	PR: 1LJ												
	2.0 TDI	103		06.10	PR: 1LJ												
	2.0 TDI	125		09.10	PR: 1LJ												
	2.0 TDI	130		11.12	PR: 1LJ												
	2.0 TDI 4motion	103		04.11	PR: 1LJ												
2.0 TSI	147		09.10	PR: 1LJ													
	1.4 TSI	110		09.10		13.0470-2749.2	LD2749			24483 16,9 /Zub/S	LUC						
	1.8 TFSI	118		11.12													
	2.0 TDI	85		04.11													
	2.0 TDI	100		09.10													
	2.0 TDI	103		06.10													
	2.0 TDI	125		09.10													
	2.0 TDI	130		11.12													
	2.0 TDI 4motion	103		04.11													
2.0 TSI	147		09.10														
SEAT ALTEA (5P1) (04-)																	
	1.2 TSI	77		04.10	PR: 1ZF	13.0470-7117.2	LD7117			23131 19,6 +WK	VW						
	1.4 i 16V	63		05.06	PR: 1ZF												
	1.4 TSI	92		11.07	PR: 1ZF												
	1.6 i 16V	75		03.04	PR: 1ZF												
	1.6 LPG	75		09.09	PR: 1ZF												
	1.6 TDI			10.09	PR: 1ZF												
	1.8 TFSI	118		01.07	PR: 1ZF												
	1.9 TDI			03.04	PR: 1ZF												
	2.0 FSI	110		03.04	PR: 1ZF												
	2.0 TDI	100		03.04	PR: 1ZF												
	2.0 TDI	103		03.04	PR: 1ZF												
	2.0 TDI	125		03.06	PR: 1ZF												
	2.0 TFSI	147		03.06	PR: 1ZF												
	1.2 TSI	77		04.10	PR: 1ZA,1ZE,1LJ							13.0470-7184.2	LD7184			23587 20,6 +WK	ATE
	1.4 i 16V	63		05.06	PR: 1ZA,1ZE,1LJ												
	1.4 TSI	92		11.07	PR: 1ZA,1ZE,1LJ												
1.6 i 16V	75		03.04	PR: 1ZA,1ZE,1LJ													
1.6 LPG	75		09.09	PR: 1ZA,1ZE,1LJ													
1.6 TDI			10.09	PR: 1ZA,1ZE,1LJ													
1.8 TFSI	118		01.07	PR: 1ZA,1ZE,1LJ													
1.9 TDI			03.04	PR: 1ZA,1ZE,1LJ													
2.0 FSI	110		03.04	PR: 1ZA,1ZE,1LJ													
2.0 TDI	100		03.04	PR: 1ZA,1ZE,1LJ													
2.0 TDI	103		03.04	PR: 1ZA,1ZE,1LJ													
2.0 TDI	125		03.06	PR: 1ZA,1ZE,1LJ													
2.0 TFSI	147		03.06	PR: 1ZA,1ZE,1LJ													
	1.2 TSI	77		04.10	PR: 1KD,1KQ,1KZ	13.0470-2820.2	LD2820			20961 17,6 /S	LUC						
	1.4 i 16V	63		05.06	PR: 1KD,1KQ,1KZ												
	1.4 TSI	92		11.07	PR: 1KD,1KQ,1KZ												
	1.6 i 16V	75		03.04	PR: 1KD,1KQ,1KZ												
	1.6 LPG	75		09.09	PR: 1KD,1KQ,1KZ												
	1.6 TDI			10.09	PR: 1KD,1KQ,1KZ												
	1.8 TFSI	118		01.07	PR: 1KD,1KQ,1KZ												
	1.9 TDI			03.04	PR: 1KD,1KQ,1KZ												
	2.0 FSI	110		03.04	PR: 1KD,1KQ,1KZ												
	2.0 TDI	100		03.04	PR: 1KD,1KQ,1KZ												
	2.0 TDI	103		03.04	PR: 1KD,1KQ,1KZ												
	2.0 TDI	125		03.06	PR: 1KD,1KQ,1KZ												
	2.0 TFSI	147		03.06	PR: 1KD,1KQ,1KZ												
	1.2 TSI	77		04.10	PR: 1KS							13.0470-3858.2	LD3858			24563 17,7 /Zub/S	BOS
	1.4 i 16V	63		05.06	PR: 1KS												
	1.4 TSI	92		11.07	PR: 1KS												
1.6 i 16V	75		03.04	PR: 1KS													
1.6 LPG	75		09.09	PR: 1KS													
1.6 TDI			10.09	PR: 1KS													
1.8 TFSI	118		01.07	PR: 1KS													
1.9 TDI			03.04	PR: 1KS													

¹⁾ + 17" wheel / + ruota 17" / + roue 17" / + rueda 17"
²⁾ + 16"/17" wheel / + ruota 16"/17" / + roue 16"/17" / + ruedas 16"/17"



								
SEAT ALTEA (5P1) (04-)								
	2.0 FSI	110	03.04	PR: 1KS	13.0470-3858.2	LD3858		24563 17,7 /Zub/S BOS
	2.0 TDI	100	03.04	PR: 1KS				
	2.0 TDI	103	03.04	PR: 1KS				
	2.0 TDI	125	03.06	PR: 1KS				
	2.0 TFSI	147	03.06	PR: 1KS				
SEAT ALTEA XL (5P5) (06-)								
	1.2 TSI	77	04.10	PR: 1ZF	13.0470-7117.2	LD7117		23131 19,6 +/WK VW
	1.4 i 16V	63	05.08	PR: 1ZF				
	1.4 TSI	92	11.07	PR: 1ZF				
	1.6 i 16V	75	10.06	PR: 1ZF				
	1.6 LPG	75	09.09	PR: 1ZF				
	1.6 TDI		10.09	PR: 1ZF				
	1.8 TFSI	118	10.06	PR: 1ZF				
	1.9 TDI		10.06	PR: 1ZF				
	2.0 FSI	110	10.06	PR: 1ZF				
	2.0 TDI		10.06	PR: 1ZF				
	2.0 TDI	125	10.06	PR: 1ZF				
	2.0 TDI 4x4		06.07	PR: 1ZF				
	2.0 TFSI 4x4		06.07	PR: 1ZF				
	1.2 TSI	77	04.10	PR: 1ZA,1ZE,1LJ	13.0470-7184.2	LD7184		23587 20,6 +/WK ATE
	1.4 i 16V	63	05.08	PR: 1ZA,1ZE,1LJ				
	1.4 TSI	92	11.07	PR: 1ZA,1ZE,1LJ				
	1.6 i 16V	75	10.06	PR: 1ZA,1ZE,1LJ				
	1.6 LPG	75	09.09	PR: 1ZA,1ZE,1LJ				
	1.6 TDI		10.09	PR: 1ZA,1ZE,1LJ				
	1.8 TFSI	118	10.06	PR: 1ZA,1ZE,1LJ				
	1.9 TDI		10.06	PR: 1ZA,1ZE,1LJ				
	2.0 FSI	110	10.06	PR: 1ZA,1ZE,1LJ				
	2.0 TDI		10.06	PR: 1ZA,1ZE,1LJ				
	2.0 TDI	125	10.06	PR: 1ZA,1ZE,1LJ				
	2.0 TDI 4x4		06.07	PR: 1ZA,1ZE,1LJ				
	2.0 TFSI 4x4		06.07	PR: 1ZA,1ZE,1LJ				
	1.2 TSI	77	04.10	PR: 1KD,1KQ,1KZ	13.0470-2820.2	LD2820		20961 17,6 /S LUC
	1.4 i 16V	63	05.08	PR: 1KD,1KQ,1KZ				
	1.4 TSI	92	11.07	PR: 1KD,1KQ,1KZ				
	1.6 i 16V	75	10.06	PR: 1KD,1KQ,1KZ				
	1.6 LPG	75	09.09	PR: 1KD,1KQ,1KZ				
	1.6 TDI		10.09	PR: 1KD,1KQ,1KZ				
	1.8 TFSI	118	10.06	PR: 1KD,1KQ,1KZ				
	1.9 TDI		10.06	PR: 1KD,1KQ,1KZ				
	2.0 FSI	110	10.06	PR: 1KD,1KQ,1KZ				
	2.0 TDI		10.06	PR: 1KD,1KQ,1KZ				
	2.0 TDI	125	10.06	PR: 1KD,1KQ,1KZ				
	2.0 TDI 4x4		06.07	PR: 1KD,1KQ,1KZ				
	2.0 TFSI 4x4		06.07	PR: 1KD,1KQ,1KZ				
	1.2 TSI	77	04.10	PR: 1KS	13.0470-3858.2	LD3858		24563 17,7 /Zub/S BOS
	1.4 i 16V	63	05.08	PR: 1KS				
	1.4 TSI	92	11.07	PR: 1KS				
	1.6 i 16V	75	10.06	PR: 1KS				
	1.6 LPG	75	09.09	PR: 1KS				
	1.6 TDI		10.09	PR: 1KS				
	1.8 TFSI	118	10.06	PR: 1KS				
	1.9 TDI		10.06	PR: 1KS				
	2.0 FSI	110	10.06	PR: 1KS				
	2.0 TDI		10.06	PR: 1KS				
	2.0 TDI	125	10.06	PR: 1KS				
	2.0 TDI 4x4		06.07	PR: 1KS				
	2.0 TFSI 4x4		06.07	PR: 1KS				
SEAT AROSA (6H) (97-05)								
	1.0 i	37	05.97	04.05	13.0470-7100.2	LD7100		21866 17,2 + ATE
	1.4 i	44	05.97	04.05				
	1.7 SDI	44	11.97	04.05				
	1.4 i 16V	74	10.99	04.05	13.0470-2894.2	LD2894		20961 17,4 /Zub/S LUC
SEAT CORDOBA I (93-99)								
	1.8 i 16V	95	6K-X-290000	05.99	PR: 1KE,1KK,1KQ	13.0470-2894.2	LD2894	20961 17,4 /Zub/S LUC
	1.9 TDI	81	6K-X-290000	05.99	PR: 1KE,1KK,1KQ			
	2.0 i	85	6K-X-290000	05.99	PR: 1KE,1KK,1KQ			
	2.0 i 16V	110	6K-X-290000	05.99	PR: 1KE,1KK,1KQ			
SEAT CORDOBA II (6K2) (99-02)								
	1.8 T 20V	115	07.00	09.02	13.0470-2894.2	LD2894		20961 17,4 /Zub/S LUC
	1.9 TDI	81	06.99	09.02				
SEAT CORDOBA III (6L2) (02-09)								
	1.2 i	47	10.02	06.09	PR: 1LQ,1ZF	13.0470-7111.2	LD7111	23130 19,6 + VW
	1.4 i 16V		10.02	06.09	PR: 1LQ,1ZF			
	1.4 i 16V	74	10.02	06.09	PR: 1LQ,1ZF			
	1.4 TDI		10.02	06.09	PR: 1LQ,1ZF			
	1.6 i 16V		02.03	06.09	PR: 1LQ,1ZF			
	1.9 SDI	47	10.02	06.09	PR: 1LQ,1ZF			
	1.9 TDI	74	10.02	06.09	PR: 1LQ,1ZF			



SEAT CORDOBA III (6L2) (02-09)

	1.9 TDI	96	10.02	06.09	PR: 1LQ,1ZF	13.0470-7111.2	LD7111		23130 19,6 +	VW		
	2.0 i 16V	85	10.02	06.09	PR: 1LQ,1ZF							
	1.2 i	47	10.02	06.09	PR: 1LN,1ZH	13.0470-2884.2	LD2884				23843 18,8 +/WK/S	LUC
	1.4 i 16V	74	10.02	06.09	PR: 1LN,1ZH							
	1.4 TDI		10.02	06.09	PR: 1LN,1ZH							
	1.6 i 16V		02.03	06.09	PR: 1LN,1ZH							
	1.9 SDI	47	10.02	06.09	PR: 1LN,1ZH							
	1.9 TDI	74	10.02	06.09	PR: 1LN,1ZH							
	1.9 TDI	96	10.02	06.09	PR: 1LN,1ZH							
2.0 i 16V	85	10.02	06.09	PR: 1LN,1ZH								
	1.2 i	47	10.02	06.09		13.0470-2894.2	LD2894	20961 17,4 /Zub/S	LUC			
	1.4 i 16V	74	10.02	06.09						13.0470-2877.2	LD2877	
	1.4 TDI		10.02	06.09								
	1.6 i 16V		02.03	06.09								
	1.9 SDI	47	10.02	06.09								
	1.9 TDI	74	10.02	06.09								
	1.9 TDI	96	10.02	06.09								
	2.0 i 16V	85	10.02	06.09								

SEAT EXEO / ST (09-13)














	1.6	75	04.09	06.13	PR: 1LA	13.0470-7201.2	LD7201		23763 20,3 +/WK	ATE
	1.8 T	110	04.09	06.13	PR: 1LA					
	1.8 TSI	88	09.10	06.13	PR: 1LA					
	1.8 TSI	118	05.10	06.13	PR: 1LA					
	2.0 TDI	88	04.09	06.13	PR: 1LA					
	2.0 TDI	105	04.09	06.13	PR: 1LA					
	2.0 TDI	125	04.09	06.13	PR: 1LA					
	2.0 TFSI		04.09	06.13	PR: 1LA					
		1.6	75	04.09	06.13					
1.8 T		110	04.09	06.13	PR: 1LB,1LT					
1.8 TSI		88	09.10	06.13	PR: 1LB,1LT					
1.8 TSI		118	05.10	06.13	PR: 1LB,1LT					
2.0 TDI		88	04.09	06.13	PR: 1LB,1LT					
2.0 TDI		105	04.09	06.13	PR: 1LB,1LT					
2.0 TDI		125	04.09	06.13	PR: 1LB,1LT					
2.0 TFSI			04.09	06.13	PR: 1LB,1LT					
		1.6	75	04.09	06.13	PR: 1LZ	13.0470-2837.2	LD2837		21945 19,6 +/WK/S
	1.8 T	110	04.09	06.13	PR: 1LZ					
	1.8 TSI	88	09.10	06.13	PR: 1LZ					
	1.8 TSI	118	05.10	06.13	PR: 1LZ					
	2.0 TDI	88	04.09	06.13	PR: 1LZ					
	2.0 TDI	105	04.09	06.13	PR: 1LZ					
	2.0 TDI	125	04.09	06.13	PR: 1LZ					
	2.0 TFSI		04.09	06.13	PR: 1LZ					
		1.6	75	04.09	06.13	PR: 1KD,1KP				
1.8 T		110	04.09	06.13	PR: 1KD,1KP					
1.8 TSI		88	09.10	06.13	PR: 1KD,1KP					
1.8 TSI		118	05.10	06.13	PR: 1KD,1KP					
2.0 TDI		88	04.09	06.13	PR: 1KD,1KP					
2.0 TDI		105	04.09	06.13	PR: 1KD,1KP					
2.0 TDI		125	04.09	06.13	PR: 1KD,1KP					
2.0 TFSI			04.09	06.13	PR: 1KD,1KP					
		1.6	75	04.09	06.13	PR: 1KW	13.0470-2880.2	LD2880		23914 17,1 /WE/Zub/S
	1.8 T	110	04.09	06.13	PR: 1KW					
	1.8 TSI	88	09.10	06.13	PR: 1KW					
	1.8 TSI	118	05.10	06.13	PR: 1KW					
	2.0 TDI	88	04.09	06.13	PR: 1KW					
	2.0 TDI	105	04.09	06.13	PR: 1KW					
	2.0 TDI	125	04.09	06.13	PR: 1KW					
	2.0 TFSI		04.09	06.13	PR: 1KW					

SEAT IBIZA II (93-99)

	1.0 i		02.93	07.99	PR: 1KK	13.0470-2894.2	LD2894		20961 17,4 /Zub/S	LUC
	1.3 i		02.93	07.99	PR: 1KK					
	1.4 i		09.93	07.99	PR: 1KK					
	1.4 i 16V	74	09.96	07.99	PR: 1KK					
	1.6 i		02.93	07.99	PR: 1KK					
	1.8 i		02.93	07.99	PR: 1KK					
	1.8 i 16V		02.94	07.99	PR: 1KK					
	1.9 D		02.93	07.99	PR: 1KK					
	1.9 SDI		09.95	07.99	PR: 1KK					
	1.9 TD		02.93	07.99	PR: 1KK					
	1.9 TDI	66	07.96	07.99	PR: 1KK					
	1.9 TDI	81	03.97	07.99	PR: 1KK					
	2.0 i		02.93	07.99	PR: 1KK					
	2.0 i 16V Cupra	110	07.96	07.99	PR: 1KK					

SEAT IBIZA III (6K1) (99-02)

	1.0 i		08.99	01.02	PR: 1KE,1KK,1KQ	13.0470-2894.2	LD2894		20961 17,4 /Zub/S	LUC
	1.4 i	44	08.99	01.02	PR: 1KE,1KK,1KQ					
	1.4 i 16V		08.99	01.02	PR: 1KE,1KK,1KQ					
	1.6 i		08.99	01.02	PR: 1KE,1KK,1KQ					
	1.8 T 20V Cupra	115	07.00	01.02	PR: 1KE,1KK,1KQ					
	1.9 SDI	50	08.99	01.02	PR: 1KE,1KK,1KQ					
	1.9 TDI	66	08.99	01.02	PR: 1KE,1KK,1KQ					

								
SEAT IBIZA III (6K1) (99-02)								
	1.9 TDI	81	08.99	01.02	PR: 1KE,1KK,1KQ	13.0470-2894.2	LD2894	20961 17,4 /Zub/S LUC
SEAT IBIZA IV (6L1) (02-10)								
	1.2	44	06.07	05.08	PR: 1LQ,1ZF	13.0470-7111.2	LD7111	23130 19,6 + VW
	1.2 i	47	02.02	02.10	PR: 1LQ,1ZF			
	1.2 i 12V	51	05.06	02.10	PR: 1LQ,1ZF			
	1.4 i 16V	55	02.02	02.10	PR: 1LQ,1ZF			
	1.4 i 16V	63	05.06	02.10	PR: 1LQ,1ZF			
	1.4 i 16V	74	02.02	02.10	PR: 1LQ,1ZF			
	1.4 TDI	51	05.05	02.10	PR: 1LQ,1ZF			
	1.4 TDI	55	02.02	02.10	PR: 1LQ,1ZF			
	1.4 TDI	59	05.05	02.10	PR: 1LQ,1ZF			
	1.6 i 16V		02.03	02.10	PR: 1LQ,1ZF			
	1.8 T FR	110	12.03	02.10	PR: 1LQ,1ZF			
	1.9 SDI	47	02.02	02.10	PR: 1LQ,1ZF			
	1.9 TDI	74	02.02	02.10	PR: 1LQ,1ZF			
	1.9 TDI	96	02.02	02.10	PR: 1LQ,1ZF			
	1.9 TDI Cupra R	118	03.04	02.08	PR: 1LQ,1ZF			
	2.0	85	04.02	02.10	PR: 1LQ,1ZF			
	1.2	44	06.07	05.08	PR: 1LN,1ZH	13.0470-2884.2	LD2884	23843 18,8 +/WK/S LUC
	1.2 i	47	02.02	02.10	PR: 1LN,1ZH			
	1.2 i 12V	51	05.06	02.10	PR: 1LN,1ZH			
	1.4 i 16V	55	02.02	02.10	PR: 1LN,1ZH			
	1.4 i 16V	63	05.06	02.10	PR: 1LN,1ZH			
	1.4 i 16V	74	02.02	02.10	PR: 1LN,1ZH			
	1.4 TDI	51	05.05	02.10	PR: 1LN,1ZH			
	1.4 TDI	55	02.02	02.10	PR: 1LN,1ZH			
	1.4 TDI	59	05.05	02.10	PR: 1LN,1ZH			
	1.6 i 16V		02.03	02.10	PR: 1LN,1ZH			
	1.8 T FR	110	12.03	02.10	PR: 1LN,1ZH			
	1.9 SDI	47	02.02	02.10	PR: 1LN,1ZH			
	1.9 TDI	74	02.02	02.10	PR: 1LN,1ZH			
	1.9 TDI	96	02.02	02.10	PR: 1LN,1ZH			
	1.9 TDI Cupra R	118	03.04	02.08	PR: 1LN,1ZH			
	2.0	85	04.02	02.10	PR: 1LN,1ZH			
	1.8 T Cupra R	132	01.04	02.10		13.0470-7081.2	LD7081	21911 20,3 + ATE
	1.2	44	06.07	05.08		13.0470-2894.2	LD2894	20961 17,4 /Zub/S LUC
	1.2 i	47	02.02	02.10		13.0470-2877.2	LD2877	23554 17,2 +/WK/S LUC
	1.2 i 12V	51	05.06	02.10				
	1.4 i 16V	55	02.02	02.10				
	1.4 i 16V	63	05.06	02.10				
	1.4 i 16V	74	02.02	02.10				
	1.4 TDI	51	05.05	02.10				
	1.4 TDI	55	02.02	02.10				
	1.4 TDI	59	05.05	02.10				
	1.6 i 16V		02.03	02.10				
	1.8 T Cupra R	132	01.04	02.10				
	1.8 T FR	110	12.03	02.10				
	1.9 SDI	47	02.02	02.10				
	1.9 TDI	74	02.02	02.10				
	1.9 TDI	96	02.02	02.10				
	1.9 TDI Cupra R	118	03.04	02.08				
	2.0	85	04.02	02.10				
SEAT IBIZA V / ST / SC (08-)								
	1.2	44	07.09		PR: 1LQ,1LR,1ZG	13.0470-7111.2	LD7111	23130 19,6 + VW
	1.2	51	07.08		PR: 1LQ,1LR,1ZG			
	1.2 TDI	55	04.10		PR: 1LQ,1LR,1ZG			
	1.2 TSI	63	08.12		PR: 1LQ,1LR,1ZG			
	1.2 TSI	77	09.10		PR: 1LQ,1LR,1ZG			
	1.4 i 16V	63	07.08		PR: 1LQ,1LR,1ZG			
	1.4 TDI	59	07.08		PR: 1LQ,1LR,1ZG			
	1.4 TSI FR	103	12.13		PR: 1LQ,1LR,1ZG			
	1.4 TSI FR	110	06.09		PR: 1LQ,1LR,1ZG			
	1.6 i 16V	77	07.08		PR: 1LQ,1LR,1ZG			
	1.6 LPG	60	05.11		PR: 1LQ,1LR,1ZG			
	1.6 TDI	66	06.09		PR: 1LQ,1LR,1ZG			
	1.6 TDI	77	06.09		PR: 1LQ,1LR,1ZG			
	1.9 TDI	66	07.08		PR: 1LQ,1LR,1ZG			
	1.9 TDI	77	07.08		PR: 1LQ,1LR,1ZG			
	2.0	85	10.08		PR: 1LQ,1LR,1ZG			
	2.0 TDI	105	01.10		PR: 1LQ,1LR,1ZG			
	1.2	44	07.09			13.0470-7184.2	LD7184	+ 15" Rad ¹⁾ 23587 20,6 +/WK ATE
	1.2	51	07.08					
	1.2 TDI	55	04.10					
	1.2 TSI	63	08.12					
	1.2 TSI	77	09.10					
	1.4 i 16V	63	07.08					
	1.4 TDI	59	07.08					
	1.4 TSI FR	103	12.13					
	1.4 TSI FR	110	06.09					
	1.6 i 16V	77	07.08					
	1.6 LPG	60	05.11					
	1.6 TDI	66	06.09					
	1.6 TDI	77	06.09					

¹⁾ + 15" wheel / + ruota 15" / + roue 15" / + rueda 15"



SEAT IBIZA V / ST / SC (08-)

	1.9 TDI	66		07.08		13.0470-7184.2	LD7184	+ 15" Rad ¹⁾	23587 20,6 +/WK	ATE
	1.9 TDI	77		07.08						
	2.0	85		10.08						
	2.0 TDI	105		01.10						
	1.2	44		07.09	PR: 1KK,1KT	13.0470-2894.2	LD2894		20961 17,4 /Zub/S	LUC
	1.2	51		07.08	PR: 1KK,1KT					
	1.2 TDI	55		04.10	PR: 1KK,1KT					
	1.2 TSI	63		08.12	PR: 1KK,1KT					
	1.2 TSI	77		09.10	PR: 1KK,1KT					
	1.4 i 16V	63		07.08	PR: 1KK,1KT					
	1.4 TDI	59		07.08	PR: 1KK,1KT					
	1.4 TSI Cupra	132		06.09	PR: 1KK,1KT					
	1.6 i 16V	77		07.08	PR: 1KK,1KT					
	1.6 LPG	60		05.11	PR: 1KK,1KT					
	1.6 TDI	66		06.09	PR: 1KK,1KT					
	1.6 TDI	77		06.09	PR: 1KK,1KT					
	1.9 TDI	66		07.08	PR: 1KK,1KT					
	1.9 TDI	77		07.08	PR: 1KK,1KT					
2.0	85		10.08	PR: 1KK,1KT						
2.0 TDI	105		01.10	PR: 1KK,1KT						
1.4 TSI Cupra	132		06.09	PR: 1KP	13.0470-2820.2	LD2820		20961 17,6 /S	LUC	

SEAT LEON I (1M1) (99-05)

	1.4 i 16V	55		11.99	07.05	PR: 1LQ	13.0470-7111.2	LD7111		23130 19,6 +	VW
	1.6 i 16V			11.99	07.05	PR: 1LQ					
	1.8 20V	92		11.99	07.05	PR: 1LQ					
	1.8 20V T	132		11.99	07.05	PR: 1LQ					
	1.8 20V T 4x4	132		11.99	07.05	PR: 1LQ					
	1.8 Turbo 4x4	154		05.02	07.05	PR: 1LQ					
	1.9 SDI	50		11.99	07.05	PR: 1LQ					
	1.9 TDI			11.99	07.05	PR: 1LQ					
	1.9 TDI	81		11.99	07.05	PR: 1LQ					
	1.9 TDI	96		05.03	07.05	PR: 1LQ					
	1.9 TDI	110		02.01	07.05	PR: 1LQ					
	1.9 TDI Syncro	110		05.02	07.05	PR: 1LQ					
	2.3 VR5	110		09.00	07.05	PR: 1LQ					
	2.8	150		05.02	07.05	PR: 1LQ					
	1.4 i 16V	55		11.99	07.05	PR: 1LS	13.0470-7117.2	LD7117		23131 19,6 +/WK	VW
	1.6 i 16V			11.99	07.05	PR: 1LS					
	1.8 20V	92		11.99	07.05	PR: 1LS					
	1.8 20V T	132		11.99	07.05	PR: 1LS					
	1.8 20V T 4x4	132		11.99	07.05	PR: 1LS					
	1.8 Turbo 4x4	154		05.02	07.05	PR: 1LS					
	1.9 SDI	50		11.99	07.05	PR: 1LS					
	1.9 TDI			11.99	07.05	PR: 1LS					
	1.9 TDI	81		11.99	07.05	PR: 1LS					
	1.9 TDI	96		05.03	07.05	PR: 1LS					
	1.9 TDI	110		02.01	07.05	PR: 1LS					
	1.9 TDI Syncro	110		05.02	07.05	PR: 1LS					
	2.3 VR5	110		09.00	07.05	PR: 1LS					
	2.8	150		05.02	07.05	PR: 1LS					
	1.4 i 16V	55		11.99	07.05	PR: 1LE	13.0470-7081.2	LD7081		21911 20,3 +	ATE
	1.6 i 16V			11.99	07.05	PR: 1LE					
	1.8 20V	92		11.99	07.05	PR: 1LE					
	1.8 20V T	132		11.99	07.05	PR: 1LE					
	1.8 20V T 4x4	132		11.99	07.05	PR: 1LE					
	1.9 SDI	50		11.99	07.05	PR: 1LE					
	1.9 TDI			11.99	07.05	PR: 1LE					
	1.9 TDI	81		11.99	07.05	PR: 1LE					
	1.9 TDI	96		05.03	07.05	PR: 1LE					
	1.9 TDI	110		02.01	07.05	PR: 1LE					
	1.9 TDI Syncro	110		05.02	07.05	PR: 1LE					
	2.3 VR5	110		09.00	07.05	PR: 1LE					
	2.8	150		05.02	07.05	PR: 1LE					
		1.4 i 16V	55		11.99	07.05	PR: 1LJ,1ZQ	13.0470-7122.2	LD7122		23392 20,3 +/WK
1.6 i 16V				11.99	07.05	PR: 1LJ,1ZQ					
1.8 20V		92		11.99	07.05	PR: 1LJ,1ZQ					
1.8 20V T		132		11.99	07.05	PR: 1LJ,1ZQ					
1.8 20V T 4x4		132		11.99	07.05	PR: 1LJ,1ZQ					
1.8 T Cupra R		154		05.02	07.05	PR: 1LT					
1.8 T Cupra R		165		07.03	07.05	PR: 1LT					
1.9 SDI		50		11.99	07.05	PR: 1LJ,1ZQ					
1.9 TDI				11.99	07.05	PR: 1LJ,1ZQ					
1.9 TDI		81		11.99	07.05	PR: 1LJ,1ZQ					
1.9 TDI		96		05.03	07.05	PR: 1LJ,1ZQ					
1.9 TDI		110		02.01	07.05	PR: 1LJ,1ZQ					
1.9 TDI Syncro		110		05.02	07.05	PR: 1LJ,1ZQ					
2.3 VR5		110		09.00	07.05	PR: 1LJ,1ZQ					
2.8	150		05.02	07.05	PR: 1LJ,1ZQ						
2.8 V6 Cupra 4x4	150		02.01	07.05	PR: 1LT						
	1.4 i 16V	55		11.99	07.05	PR: 1KK,1KP,1KQ	13.0470-2894.2	LD2894		20961 17,4 /Zub/S	LUC
	1.6 i 16V			11.99	07.05	PR: 1KK,1KP,1KQ					
	1.8 20V	92		11.99	07.05	PR: 1KK,1KP,1KQ					
	1.8 20V T	132		11.99	07.05	PR: 1KK,1KP,1KQ					
	1.8 20V T 4x4	132		11.99	07.05	PR: 1KK,1KP,1KQ					
	1.8 Turbo 4x4	154		05.02	07.05	PR: 1KK,1KP,1KQ					

¹⁾ + 15" wheel / + ruota 15" / + roue 15" / + rueda 15"



SEAT LEON I (1M1) (99-05)

	1.9 SDI	50		11.99	07.05	PR: 1KK,1KP,1KQ	13.0470-2894.2	LD2894		20961 17,4 /Zub/S	LUC
	1.9 TDI			11.99	07.05	PR: 1KK,1KP,1KQ					
	1.9 TDI	81		11.99	07.05	PR: 1KK,1KP,1KQ					
	1.9 TDI	96		05.03	07.05	PR: 1KK,1KP,1KQ					
	1.9 TDI	110		02.01	07.05	PR: 1KK,1KP,1KQ					
	1.9 TDI Syncro	110		05.02	07.05	PR: 1KK,1KP,1KQ					
	2.3 VR5	110		09.00	07.05	PR: 1KK,1KP,1KQ					
	2.8	150		05.02	07.05	PR: 1KK,1KP,1KQ					
	1.4 i 16V	55		11.99	07.05	PR: 1KY,2EE					
	1.6 i 16V			11.99	07.05	PR: 1KY,2EE					
	1.8 20V	92		11.99	07.05	PR: 1KY,2EE					
	1.8 20V T	132		11.99	07.05	PR: 1KY,2EE					
	1.8 20V T 4x4	132		11.99	07.05	PR: 1KY,2EE					
	1.8 T Cupra R	154		05.02	07.05	PR: 1KY,2EM					
	1.8 T Cupra R	165		07.03	07.05	PR: 1KY,2EM					
1.8 Turbo 4x4	154		05.02	07.05	PR: 1KY,2EE						
1.9 SDI	50		11.99	07.05	PR: 1KY,2EE						
1.9 TDI			11.99	07.05	PR: 1KY,2EE						
1.9 TDI	81		11.99	07.05	PR: 1KY,2EE						
1.9 TDI	96		05.03	07.05	PR: 1KY,2EE						
1.9 TDI	110		02.01	07.05	PR: 1KY,2EE						
1.9 TDI Syncro	110		05.02	07.05	PR: 1KY,2EE						
2.3 VR5	110		09.00	07.05	PR: 1KY,2EE						
2.8	150		05.02	07.05	PR: 1KY,2EE						
2.8 V6 Cupra 4x4	150		02.01	07.05	PR: 1KY,2EM						

SEAT LEON II (1P1) (05-12)

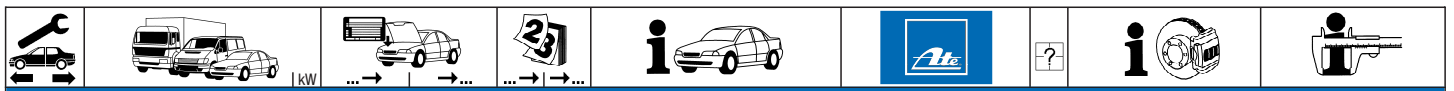
	1.2 TSI	77		02.10	10.12	PR: 1ZF,1ZM	13.0470-7117.2	LD7117		23131 19,6 +/WK	VW					
	1.4 i 16V	55		08.05	10.12	PR: 1ZF,1ZM										
	1.4 i 16V	63		06.06	10.12	PR: 1ZF,1ZM										
	1.4 TSI	92		11.07	10.12	PR: 1ZF,1ZM										
	1.6 i	75		08.05	10.12	PR: 1ZF,1ZM										
	1.6 i 16V	77		08.05	10.12	PR: 1ZF,1ZM										
	1.6 LPG	75		12.09	10.12	PR: 1ZF,1ZM										
	1.6 TDI	66		11.10	10.12	PR: 1ZF,1ZM										
	1.6 TDI Ecomotive	77		02.10	10.12	PR: 1ZF,1ZM										
	1.8 T 20V	132		08.05	10.12	PR: 1ZF,1ZM										
	1.8 T 20V	165		08.05	10.12	PR: 1ZF,1ZM										
	1.8 TSI	118		06.07	10.12	PR: 1ZF,1ZM										
	1.9 TDI			08.05	10.12	PR: 1ZF,1ZM										
	1.9 TDI	81		08.05	10.12	PR: 1ZF,1ZM										
	1.9 TDI	110		08.05	10.12	PR: 1ZF,1ZM										
	2.0 FSI	110		08.05	10.12	PR: 1ZF,1ZM										
	2.0 i 16V	100		08.05	10.12	PR: 1ZF,1ZM										
	2.0 TDI			08.05	10.12	PR: 1ZF,1ZM										
	2.0 TDI	125		02.06	10.12	PR: 1ZF,1ZM										
	2.0 TFSI			11.06	10.12	PR: 1ZF,1ZM										
	2.0 TFSI	136		08.05	10.12	PR: 1ZF,1ZM										
	2.0 TFSI	155		09.05	10.12	PR: 1ZF,1ZM										
	1.2 TSI	77		02.10	10.12	PR: 1ZE,1LJ						13.0470-7184.2	LD7184		23587 20,6 +/WK	ATE
	1.4 i 16V	55		08.05	10.12	PR: 1ZE,1LJ										
	1.4 i 16V	63		06.06	10.12	PR: 1ZE,1LJ										
1.4 TSI	92		11.07	10.12	PR: 1ZE,1LJ											
1.6 i	75		08.05	10.12	PR: 1ZE,1LJ											
1.6 i 16V	77		08.05	10.12	PR: 1ZE,1LJ											
1.6 LPG	75		12.09	10.12	PR: 1ZE,1LJ											
1.6 TDI	66		11.10	10.12	PR: 1ZE,1LJ											
1.6 TDI Ecomotive	77		02.10	10.12	PR: 1ZE,1LJ											
1.8 T 20V	132		08.05	10.12	PR: 1ZE,1LJ											
1.8 T 20V	165		08.05	10.12	PR: 1ZE,1LJ											
1.8 TSI	118		06.07	10.12	PR: 1ZE,1LJ											
1.9 TDI			08.05	10.12	PR: 1ZE,1LJ											
1.9 TDI	81		08.05	10.12	PR: 1ZE,1LJ											
1.9 TDI	110		08.05	10.12	PR: 1ZE,1LJ											
2.0 FSI	110		08.05	10.12	PR: 1ZE,1LJ											
2.0 i 16V	100		08.05	10.12	PR: 1ZE,1LJ											
2.0 TDI			08.05	10.12	PR: 1ZE,1LJ											
2.0 TDI	125		02.06	10.12	PR: 1ZE,1LJ											
2.0 TFSI			11.06	10.12	PR: 1ZE,1LJ											
2.0 TFSI	136		08.05	10.12	PR: 1ZE,1LJ											
2.0 TFSI	155		09.05	10.12	PR: 1ZE,1LJ											
1.2 TSI	77		02.10	10.12	PR: 1LU	13.0470-7200.2	LD7200		23801 20,3 +/WK	ATE						
1.4 i 16V	55		08.05	10.12	PR: 1LU											
1.4 i 16V	63		06.06	10.12	PR: 1LU											
1.4 TSI	92		11.07	10.12	PR: 1LU											
1.6 i	75		08.05	10.12	PR: 1LU											
1.6 i 16V	77		08.05	10.12	PR: 1LU											
1.6 LPG	75		12.09	10.12	PR: 1LU											
1.6 TDI	66		11.10	10.12	PR: 1LU											
1.6 TDI Ecomotive	77		02.10	10.12	PR: 1LU											
1.8 T 20V	132		08.05	10.12	PR: 1LU											
1.8 T 20V	165		08.05	10.12	PR: 1LU											
1.8 TSI	118		06.07	10.12	PR: 1LU											
1.9 TDI			08.05	10.12	PR: 1LU											
1.9 TDI	81		08.05	10.12	PR: 1LU											
1.9 TDI	110		08.05	10.12	PR: 1LU											
2.0 FSI	110		08.05	10.12	PR: 1LU											
2.0 i 16V	100		08.05	10.12	PR: 1LU											
2.0 TDI			08.05	10.12	PR: 1LU											
2.0 TDI	125		02.06	10.12	PR: 1LU											
2.0 TFSI			11.06	10.12	PR: 1LU											
2.0 TFSI	136		08.05	10.12	PR: 1LU											
2.0 TFSI	155		09.05	10.12	PR: 1LU											





SEAT LEON II (1P1) (05-12)

	2.0 i 16V	100		08.05	10.12	PR: 1LU	13.0470-7200.2	LD7200		23801 20,3 +/WK	ATE						
	2.0 TDI			08.05	10.12	PR: 1LU											
	2.0 TDI	125		02.06	10.12	PR: 1LU											
	2.0 TFSI			11.06	10.12	PR: 1LU											
	2.0 TFSI	136		08.05	10.12	PR: 1LU											
	2.0 TFSI	155		09.05	10.12	PR: 1LU											
		1.2 TSI	77		02.10	10.12	PR: 1LB	13.0470-7227.2	LD7227		23801 20,4 +/WK	ATE					
		1.4 i 16V	55		08.05	10.12	PR: 1LB										
		1.4 i 16V	63		06.06	10.12	PR: 1LB										
		1.4 TSI	92		11.07	10.12	PR: 1LB										
		1.6 i	75		08.05	10.12	PR: 1LB										
		1.6 i 16V	77		08.05	10.12	PR: 1LB										
		1.6 LPG	75		12.09	10.12	PR: 1LB										
		1.6 TDI	66		11.10	10.12	PR: 1LB										
		1.6 TDI Ecomotive	77		02.10	10.12	PR: 1LB										
1.8 T 20V		132		08.05	10.12	PR: 1LB											
1.8 T 20V		165		08.05	10.12	PR: 1LB											
1.8 TSI		118		06.07	10.12	PR: 1LB											
1.9 TDI				08.05	10.12	PR: 1LB											
1.9 TDI		81		08.05	10.12	PR: 1LB											
1.9 TDI		110		08.05	10.12	PR: 1LB											
2.0 FSI		110		08.05	10.12	PR: 1LB											
2.0 i 16V		100		08.05	10.12	PR: 1LB											
2.0 TDI				08.05	10.12	PR: 1LB											
2.0 TDI		125		02.06	10.12	PR: 1LB											
2.0 TFSI				11.06	10.12	PR: 1LB											
2.0 TFSI		136		08.05	10.12	PR: 1LB											
2.0 TFSI		155		09.05	10.12	PR: 1LB											
		1.2 TSI	77		02.10	10.12	PR: 1KD						13.0470-2820.2	LD2820		20961 17,6 /S	LUC
		1.4 i 16V	55		08.05	10.12	PR: 1KD										
		1.4 i 16V	63		06.06	10.12	PR: 1KD										
	1.4 TSI	92		11.07	10.12	PR: 1KD											
	1.6 i	75		08.05	10.12	PR: 1KD											
	1.6 i 16V	77		08.05	10.12	PR: 1KD											
	1.6 LPG	75		11.06	10.12	PR: 1KD											
	1.6 LPG	75		12.09	10.12	PR: 1KD											
	1.6 TDI	66		11.10	10.12	PR: 1KD											
	1.6 TDI Ecomotive	77		02.10	10.12	PR: 1KD											
	1.8 T 20V	132		08.05	10.12	PR: 1KD											
	1.8 T 20V	165		08.05	10.12	PR: 1KD											
	1.8 TSI	118		06.07	10.12	PR: 1KD											
	1.9 TDI			08.05	10.12	PR: 1KD											
	1.9 TDI	81		08.05	10.12	PR: 1KD											
	1.9 TDI	110		08.05	10.12	PR: 1KD											
	2.0 FSI	110		08.05	10.12	PR: 1KD											
	2.0 i 16V	100		08.05	10.12	PR: 1KD											
	2.0 TDI			08.05	10.12	PR: 1KD											
	2.0 TDI	125		02.06	10.12	PR: 1KD											
	2.0 TFSI	136		08.05	10.12	PR: 1KD											
	2.0 TFSI	155		09.05	10.12	PR: 1KD											
		1.2 TSI	77		02.10	10.12	PR: 1KY,1KZ	13.0470-2880.2	LD2880		23914 17,1 /WE/Zub/S	LUC					
		1.4 i 16V	55		08.05	10.12	PR: 1KY,1KZ										
		1.4 i 16V	63		06.06	10.12	PR: 1KY,1KZ										
1.4 TSI		92		11.07	10.12	PR: 1KY,1KZ											
1.6 i		75		08.05	10.12	PR: 1KY,1KZ											
1.6 i 16V		77		08.05	10.12	PR: 1KY,1KZ											
1.6 LPG		75		12.09	10.12	PR: 1KY,1KZ											
1.6 TDI		66		11.10	10.12	PR: 1KY,1KZ											
1.6 TDI Ecomotive		77		02.10	10.12	PR: 1KY,1KZ											
1.8 T 20V		132		08.05	10.12	PR: 1KY,1KZ											
1.8 T 20V		165		08.05	10.12	PR: 1KY,1KZ											
1.8 TSI		118		06.07	10.12	PR: 1KY,1KZ											
1.9 TDI				08.05	10.12	PR: 1KY,1KZ											
1.9 TDI		81		08.05	10.12	PR: 1KY,1KZ											
1.9 TDI		110		08.05	10.12	PR: 1KY,1KZ											
2.0 FSI		110		08.05	10.12	PR: 1KY,1KZ											
2.0 i 16V		100		08.05	10.12	PR: 1KY,1KZ											
2.0 TDI				08.05	10.12	PR: 1KY,1KZ											
2.0 TDI		125		02.06	10.12	PR: 1KY,1KZ											
2.0 TFSI		136		11.06	10.12	PR: 1KY,1KZ											
2.0 TFSI		155		08.05	10.12	PR: 1KY,1KZ											
2.0 TFSI				09.05	10.12	PR: 1KY,1KZ											
		1.2 TSI	77		02.10	10.12	PR: 1KS,1KT						13.0470-3858.2	LD3858		24563 17,7 /Zub/S	BOS
		1.4 i 16V	55		08.05	10.12	PR: 1KS,1KT										
		1.4 i 16V	63		06.06	10.12	PR: 1KS,1KT										
	1.4 TSI	92		11.07	10.12	PR: 1KS,1KT											
	1.6 i	75		08.05	10.12	PR: 1KS,1KT											
	1.6 i 16V	77		08.05	10.12	PR: 1KS,1KT											
	1.6 LPG	75		12.09	10.12	PR: 1KS,1KT											
	1.6 TDI	66		11.10	10.12	PR: 1KS,1KT											
	1.6 TDI Ecomotive	77		02.10	10.12	PR: 1KS,1KT											
	1.8 T 20V	132		08.05	10.12	PR: 1KS,1KT											
	1.8 T 20V	165		08.05	10.12	PR: 1KS,1KT											
	1.8 TSI	118		06.07	10.12	PR: 1KS,1KT											
	1.9 TDI			08.05	10.12	PR: 1KS,1KT											
	1.9 TDI	81		08.05	10.12	PR: 1KS,1KT											
	1.9 TDI	110		08.05	10.12	PR: 1KS,1KT											



SEAT LEON II (1P1) (05-12)											
	2.0 FSI	110		08.05	10.12	PR: 1KS,1KT	13.0470-3858.2	LD3858		24563 17,7 /Zub/S	BOS
	2.0 i 16V	100		08.05	10.12	PR: 1KS,1KT					
	2.0 TDI	125		08.05	10.12	PR: 1KS,1KT					
	2.0 TFSI			02.06	10.12	PR: 1KS,1KT					
	2.0 TFSI	136		11.06	10.12	PR: 1KS,1KT					
	2.0 TFSI	155		08.05	10.12	PR: 1KS,1KT					
	2.0 TFSI			09.05	10.12	PR: 1KS,1KT					
SEAT LEON III (5F) / SC / ST (12-)											
	2.0 Cupra	195		10.13			13.0470-4833.2	LD4833	+ Performance Pack	24098 17,1 /WE	BRE
	2.0 Cupra	206		10.13							
	1.2 TSI	63		09.12		PR: 1KW	13.0470-2880.2	LD2880		23914 17,1 /WE/Zub/S	LUC
	1.2 TSI	77		09.12		PR: 1KW					
	1.2 TSI	81		04.14		PR: 1KW					
	1.4 TGI	81		10.13		PR: 1KW					
	1.4 TSI	90		09.12		PR: 1KW					
	1.4 TSI	92		05.14		PR: 1KW					
	1.4 TSI	103		09.12		PR: 1KW					
	1.4 TSI	110		05.14		PR: 1KW					
	1.6 TDI	66		09.12		PR: 1KW					
	1.6 TDI	77		09.12		PR: 1KW					
	1.6 TDI	81		09.13		PR: 1KW					
	1.6 TDI 4Drive	77		04.14		PR: 1KW					
	1.6 TDI 4Drive	81		11.14		PR: 1KW					
	1.8 TSI	132		09.12		PR: 1KW					
	1.8 TSI 4Drive	132		11.14		PR: 1KW					
	2.0 Cupra	195		10.13		PR: 1KW					
	2.0 Cupra	206		10.13		PR: 1KW					
	2.0 TDI	81		05.13		PR: 1KW					
	2.0 TDI	105		05.13		PR: 1KW					
	2.0 TDI	110		09.12		PR: 1KW					
	2.0 TDI	135		09.12		PR: 1KW					
	2.0 TDI 4Drive	110		04.14		PR: 1KW					
	2.0 TDI 4Drive	135		11.14		PR: 1KW					
SEAT Mii (12-)											
	1.0	44		05.12			13.0470-7111.2	LD7111		23130 19,6 +	VW
	1.0	55		05.12							
	1.0 EcoFuel	50		11.12							
SEAT TOLEDO II (1M2) (98-04)											
	1.4 i 16V	55		07.99	09.04	PR: 1LQ	13.0470-7111.2	LD7111		23130 19,6 +	VW
	1.6 i			10.98	09.04	PR: 1LQ					
	1.8 4x4			05.01	09.04	PR: 1LQ					
	1.8 i 20V			10.98	09.04	PR: 1LQ					
	1.8 i 20VT	132		05.01	09.04	PR: 1LQ					
	1.9 SDI	50		11.99	09.04	PR: 1LQ					
	1.9 TDI	66		10.98	09.04	PR: 1LQ					
	1.9 TDI	81		10.98	09.04	PR: 1LQ					
	1.9 TDI	96		05.03	09.04	PR: 1LQ					
	1.9 TDI	110		10.00	09.04	PR: 1LQ					
	2.3 i V5			10.98	09.04	PR: 1LQ					
	2.8	150		10.00	09.04	PR: 1LQ					
	2.8 4x4	150		05.02	09.04	PR: 1LQ					
	1.4 i 16V	55		07.99	09.04	PR: 1LR,1LS	13.0470-7117.2	LD7117		23131 19,6 +/WK	VW
	1.6 i			10.98	09.04	PR: 1LR,1LS					
	1.8 4x4			05.01	09.04	PR: 1LR,1LS					
	1.8 i 20V			10.98	09.04	PR: 1LR,1LS					
	1.8 i 20VT	132		05.01	09.04	PR: 1LR,1LS					
	1.9 SDI	50		11.99	09.04	PR: 1LR,1LS					
	1.9 TDI	66		10.98	09.04	PR: 1LR,1LS					
	1.9 TDI	81		10.98	09.04	PR: 1LR,1LS					
	1.9 TDI	96		05.03	09.04	PR: 1LR,1LS					
	1.9 TDI	110		10.00	09.04	PR: 1LR,1LS					
	2.3 i V5			10.98	09.04	PR: 1LR,1LS					
	2.8	150		10.00	09.04	PR: 1LR,1LS					
	2.8 4x4	150		05.02	09.04	PR: 1LR,1LS					
	1.4 i 16V	55	X-800 000	07.99		PR: 1LN,1LE,1ZE,1ZH	13.0470-7081.2	LD7081		21911 20,3 +	ATE
	1.6 i		X-800 000	10.98		PR: 1LN,1LE,1ZE,1ZH					
	1.8 4x4		X-800 000	05.01		PR: 1LN,1LE,1ZE,1ZH					
	1.8 i 20V		X-800 000	10.98		PR: 1LN,1LE,1ZE,1ZH					
	1.8 i 20VT	132	X-800 000	05.01		PR: 1LN,1LE,1ZE,1ZH					
	1.9 SDI	50	X-800 000	11.99		PR: 1LN,1LE,1ZE,1ZH					
	1.9 TDI	66	X-800 000	10.98		PR: 1LN,1LE,1ZE,1ZH					
	1.9 TDI	81	X-800 000	10.98		PR: 1LN,1LE,1ZE,1ZH					
	1.9 TDI	96	X-800 000	05.03		PR: 1LN,1LE,1ZE,1ZH					
	1.9 TDI	110	X-800 000	10.00		PR: 1LN,1LE,1ZE,1ZH					
	2.3 i V5		X-800 000	10.98		PR: 1LN,1LE,1ZE,1ZH					
	2.8	150	X-800 000	10.00		PR: 1LN,1LE,1ZE,1ZH					
	2.8 4x4	150	X-800 000	05.02		PR: 1LN,1LE,1ZE,1ZH					
	1.4 i 16V	55	Y-000 001	09.04		PR: 1LN,1LE,1ZE,1ZH	13.0470-7122.2	LD7122		23392 20,3 +/WK	ATE
	1.6 i		Y-000 001	09.04		PR: 1LN,1LE,1ZE,1ZH					
	1.8 4x4		Y-000 001	09.04		PR: 1LN,1LE,1ZE,1ZH					
	1.8 i 20V		Y-000 001	09.04		PR: 1LN,1LE,1ZE,1ZH					
	1.8 i 20VT	132	Y-000 001	09.04		PR: 1LN,1LE,1ZE,1ZH					
	1.9 SDI	50	Y-000 001	09.04		PR: 1LN,1LE,1ZE,1ZH					





SEAT TOLEDO II (1M2) (98-04)

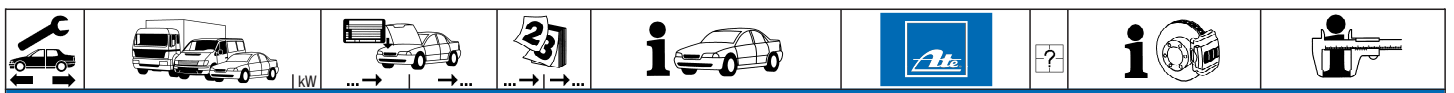
	1.9 TDI	66 Y-000 001		09.04	PR: 1LN,1LE,1ZE,1ZH	13.0470-7122.2	LD7122		23392 20,3 +/WK	ATE
	1.9 TDI	81 Y-000 001		09.04	PR: 1LN,1LE,1ZE,1ZH					
	1.9 TDI	96 Y-000 001		09.04	PR: 1LN,1LE,1ZE,1ZH					
	1.9 TDI	110 Y-000 001		09.04	PR: 1LN,1LE,1ZE,1ZH					
	2.3 i V5	Y-000 001		09.04	PR: 1LN,1LE,1ZE,1ZH					
	2.8	150 Y-000 001		09.04	PR: 1LN,1LE,1ZE,1ZH					
	2.8 4x4	150 Y-000 001		09.04	PR: 1LN,1LE,1ZE,1ZH					
	1.4 i 16V	55		07.99	09.04 PR: 1LJ,1ZQ					
	1.6 i			10.98	09.04 PR: 1LJ,1ZQ					
	1.8 4x4			05.01	09.04 PR: 1LJ,1ZQ					
1.8 i 20V			10.98	09.04 PR: 1LJ,1ZQ						
1.8 i 20V T	132		05.01	09.04 PR: 1LJ,1ZQ						
1.9 SDI	50		11.99	09.04 PR: 1LJ,1ZQ						
1.9 TDI	66		04.99	09.04 PR: 1LJ,1ZQ						
1.9 TDI	81		10.98	09.04 PR: 1LJ,1ZQ						
1.9 TDI	96		05.03	09.04 PR: 1LJ,1ZQ						
1.9 TDI	110		10.00	09.04 PR: 1LJ,1ZQ						
2.3 i V5			10.98	09.04 PR: 1LJ,1ZQ						
2.8	150		10.00	09.04 PR: 1LJ,1ZQ						
2.8 4x4	150		05.02	09.04 PR: 1LJ,1ZQ						
	1.4 i 16V	55		07.99	09.04 PR: 1KK,1KP,1KQ	13.0470-2894.2	LD2894		20961 17,4 /Zub/S	LUC
	1.6 i			10.98	09.04 PR: 1KK,1KP,1KQ					
	1.8 4x4			05.01	09.04 PR: 1KK,1KP,1KQ					
	1.8 i 20V			10.98	09.04 PR: 1KK,1KP,1KQ					
	1.8 i 20V T	132		05.01	09.04 PR: 1KK,1KP,1KQ					
	1.9 SDI	50		11.99	09.04 PR: 1KK,1KP,1KQ					
	1.9 TDI	66		10.98	09.04 PR: 1KK,1KP,1KQ					
	1.9 TDI	81		10.98	09.04 PR: 1KK,1KP,1KQ					
	1.9 TDI	96		05.03	09.04 PR: 1KK,1KP,1KQ					
	1.9 TDI	110		10.00	09.04 PR: 1KK,1KP,1KQ					
2.3 i V5			10.98	09.04 PR: 1KK,1KP,1KQ						
2.8	150		10.00	09.04 PR: 1KK,1KP,1KQ						
2.8 4x4	150		05.02	09.04 PR: 1KK,1KP,1KQ						
	1.4 i 16V	55		07.99	09.04 PR: 1KY,2EE	13.0470-2886.2	LD2886		20961 16,2 /S	LUC
	1.6 i			10.98	09.04 PR: 1KY,2EE					
	1.8 4x4			05.01	09.04 PR: 1KY,2EE					
	1.8 i 20V			10.98	09.04 PR: 1KY,2EE					
	1.8 i 20V T	132		05.01	09.04 PR: 1KY,2EE					
	1.9 SDI	50		11.99	09.04 PR: 1KY,2EE					
	1.9 TDI	66		10.98	09.04 PR: 1KY,2EE					
	1.9 TDI	81		10.98	09.04 PR: 1KY,2EE					
	1.9 TDI	96		05.03	09.04 PR: 1KY,2EE					
	1.9 TDI	110		10.00	09.04 PR: 1KY,2EE					
2.3 i V5			10.98	09.04 PR: 1KY,2EE						
2.8	150		10.00	09.04 PR: 1KY,2EE						
2.8 4x4	150		05.02	09.04 PR: 1KY,2EE						

SEAT TOLEDO III (5P2) (05-09)

	1.4 16V	63		05.06	03.09 PR: 1ZF	13.0470-7117.2	LD7117		23131 19,6 +/WK	VW
	1.6 i 16V	75		10.04	03.09 PR: 1ZF					
	1.8 TFSI	118		01.07	03.09 PR: 1ZF					
	1.9 TDI	77		10.04	03.09 PR: 1ZF					
	2.0 FSI	110		10.04	03.09 PR: 1ZF					
	2.0 TDI			10.04	03.09 PR: 1ZF					
	2.0 TDI	125		01.06	03.09 PR: 1ZF					
	2.0 TFSI	147		11.05	03.09 PR: 1ZF					
	1.4 16V	63		05.06	03.09 PR: 1ZE					
	1.6 i 16V	75		10.04	03.09 PR: 1ZE					
1.8 TFSI	118		01.07	03.09 PR: 1ZE						
1.9 TDI	77		10.04	03.09 PR: 1ZE						
2.0 FSI	110		10.04	03.09 PR: 1ZE						
2.0 TDI			10.04	03.09 PR: 1ZE						
2.0 TDI	125		01.06	03.09 PR: 1ZE						
2.0 TFSI	147		11.05	03.09 PR: 1ZE						
	1.4 16V	63		05.06	03.09 PR: 1KD	13.0470-2820.2	LD2820		20961 17,6 /S	LUC
	1.6 i 16V	75		10.04	03.09 PR: 1KD					
	1.8 TFSI	118		01.07	03.09 PR: 1KD					
	1.9 TDI	77		10.04	03.09 PR: 1KD					
	2.0 FSI	110		10.04	03.09 PR: 1KD					
	2.0 TDI			10.04	03.09 PR: 1KD					
	2.0 TDI	125		01.06	03.09 PR: 1KD					
	2.0 TFSI	147		11.05	03.09 PR: 1KD					
	1.4 16V	63		05.06	03.09 PR: 1KF,1KJ,1KZ					
	1.6 i 16V	75		10.04	03.09 PR: 1KF,1KJ,1KZ					
1.8 TFSI	118		01.07	03.09 PR: 1KF,1KJ,1KZ						
1.9 TDI	77		10.04	03.09 PR: 1KF,1KJ,1KZ						
2.0 FSI	110		10.04	03.09 PR: 1KF,1KJ,1KZ						
2.0 TDI			10.04	03.09 PR: 1KF,1KJ,1KZ						
2.0 TDI	125		01.06	03.09 PR: 1KF,1KJ,1KZ						
2.0 TFSI	147		11.05	03.09 PR: 1KF,1KJ,1KZ						

SEAT TOLEDO IV (KG3) (12-)

	1.2	55		07.12	PR: 1ZG	13.0470-7111.2	LD7111		23130 19,6 +	VW
	1.2 TSI	63		07.12	PR: 1ZG					
	1.2 TSI	77		07.12	PR: 1ZG					
	1.4 TSI	90		07.12	PR: 1ZG					
	1.6	77		07.13	PR: 1ZG					



SEAT TOLEDO IV (KG3) (12-)

	1.6 TDI	66	06.13	PR: 1ZG	13.0470-7111.2	LD7111	23130 19,6 +	VW
	1.6 TDI	77	07.12	PR: 1ZG				
	1.2	55	07.12	+ Bremsscheibendurchm. 288 mm ¹⁾	13.0470-7184.2	LD7184	23587 20,6 +/WK	ATE
	1.2 TSI	63	07.12	+ Bremsscheibendurchm. 288 mm ¹⁾				
	1.2 TSI	77	07.12	+ Bremsscheibendurchm. 288 mm ¹⁾				
	1.4 TSI	90	07.12	+ Bremsscheibendurchm. 288 mm ¹⁾				
	1.6	77	07.13	+ Bremsscheibendurchm. 288 mm ¹⁾				
	1.6 TDI	66	06.13	+ Bremsscheibendurchm. 288 mm ¹⁾				
1.6 TDI	77	07.12	+ Bremsscheibendurchm. 288 mm ¹⁾					
	1.2	55	07.12		13.0470-2820.2	LD2820	20961 17,6 /S	LUC
	1.2 TSI	63	07.12					
	1.2 TSI	77	07.12					
	1.4 TSI	90	07.12					
	1.6	77	07.13					
	1.6 TDI	66	06.13					
	1.6 TDI	77	07.12					

SKODA CITIGO (12-)

	1.0	44	05.12		13.0470-7111.2	LD7111	23130 19,6 +	VW
	1.0	55	05.12					
	1.0 CNG	50	11.12					

SKODA FABIA I (6Y) (99-07)

	1.0 i	37	02.00	08.02 PR: 1LB,1LM	13.0470-7100.2	LD7100	21866 17,2 +	ATE
	1.2 i		08.02	12.07 PR: 1LB,1LM				
	1.4 i		02.00	12.07 PR: 1LB,1LM				
	1.4 i 16V		10.99	12.07 PR: 1LB,1LM				
	1.4 TDI		04.03	12.07 PR: 1LB,1LM				
	1.9 SDI	47	12.99	12.07 PR: 1LB,1LM				
	1.9 TDI	74	02.00	12.07 PR: 1LB,1LM				
	1.9 TDI RS	96	09.03	12.07 PR: 1LB,1LM				
	2.0 i	85	12.99	12.07 PR: 1LB,1LM				
		1.0 i	37	02.00	08.02 PR: 1LQ,1LR	13.0470-7111.2	LD7111	23130 19,6 +
1.2 i			08.02	12.07 PR: 1LQ,1LR	13.0470-7117.2	LD7117	23131 19,6 +/WK	VW
1.4 i			02.00	12.07 PR: 1LQ,1LR				
1.4 i 16V			10.99	12.07 PR: 1LQ,1LR				
1.4 TDI			04.03	12.07 PR: 1LQ,1LR				
1.9 SDI		47	12.99	12.07 PR: 1LQ,1LR				
1.9 TDI		74	02.00	12.07 PR: 1LQ,1LR				
1.9 TDI RS		96	09.03	12.07 PR: 1LQ,1LR				
2.0 i		85	12.99	12.07 PR: 1LQ,1LR				
		1.0 i	37	02.00	08.02 PR: 1LN,1LP	13.0470-2884.2	LD2884	23843 18,8 +/WK/S
	1.2 i		08.02	12.07 PR: 1LN,1LP				
	1.4 i		02.00	12.07 PR: 1LN,1LP				
	1.4 i 16V		10.99	12.07 PR: 1LN,1LP				
	1.4 TDI		04.03	12.07 PR: 1LN,1LP				
	1.9 SDI	47	12.99	12.07 PR: 1LN,1LP				
	1.9 TDI	74	02.00	12.07 PR: 1LN,1LP				
	1.9 TDI RS	96	09.03	12.07 PR: 1LN,1LP				
	2.0 i	85	12.99	12.07 PR: 1LN,1LP				
		1.4 i 16V		10.99	12.07 PR: 1KK,1KP	13.0470-2894.2	LD2894	20961 17,4 /Zub/S
1.4 TDI			04.03	12.07 PR: 1KK,1KP				
1.9 TDI		74	02.00	12.07 PR: 1KK,1KP				
1.9 TDI RS		96	09.03	12.07 PR: 1KK,1KP				
2.0 i		85	12.99	12.07 PR: 1KK,1KP				

SKODA FABIA II (5J) (07-14)

	1.2	44	03.07	06.14 PR: 1LB,1LM	13.0470-7100.2	LD7100	21866 17,2 +	ATE	
	1.2	51	03.07	06.14 PR: 1LB,1LM					
	1.2 TDI	55	05.10	06.14 PR: 1LB,1LM					
	1.2 TSI	63	03.10	06.14 PR: 1LB,1LM					
	1.2 TSI	77	03.10	06.14 PR: 1LB,1LM					
	1.4	63	03.07	06.14 PR: 1LB,1LM					
	1.4 TDI	51	03.07	06.14 PR: 1LB,1LM					
	1.4 TDI	59	03.07	06.14 PR: 1LB,1LM					
	1.4 TSI RS	132	05.10	06.14 PR: 1LB,1LM					
	1.6 i 16V	77	03.07	06.14 PR: 1LB,1LM					
	1.6 TDI	55	04.10	06.14 PR: 1LB,1LM					
	1.6 TDI	66	03.10	06.14 PR: 1LB,1LM					
	1.6 TDI	77	03.10	06.14 PR: 1LB,1LM					
	1.9 TDI	77	03.07	06.14 PR: 1LB,1LM					
		1.2	44	03.07	06.14 PR: 1LQ,1LR,1ZG	13.0470-7111.2	LD7111	23130 19,6 +	VW
		1.2	51	03.07	06.14 PR: 1LQ,1LR,1ZG	13.0470-7117.2	LD7117	23131 19,6 +/WK	VW
		1.2 TDI	55	05.10	06.14 PR: 1LQ,1LR,1ZG				
		1.2 TSI	63	03.10	06.14 PR: 1LQ,1LR,1ZG				
		1.2 TSI	77	03.10	06.14 PR: 1LQ,1LR,1ZG				
1.4		63	03.07	06.14 PR: 1LQ,1LR,1ZG					
1.4 TDI		51	03.07	06.14 PR: 1LQ,1LR,1ZG					
1.4 TDI		59	03.07	06.14 PR: 1LQ,1LR,1ZG					
1.4 TSI RS		132	05.10	06.14 PR: 1LQ,1LR,1ZG					
1.6 i 16V		77	03.07	06.14 PR: 1LQ,1LR,1ZG					
	1.2	44	03.07	06.14 PR: 1LN,1ZH	13.0470-2884.2	LD2884	23843 18,8 +/WK/S	LUC	

¹⁾ + brake disc diameter 288mm / + diametro dischi freno 288mm / + diamètre disques frein 288mm / + diámetro disco freno 288mm





SKODA FABIA II (5J) (07-14)

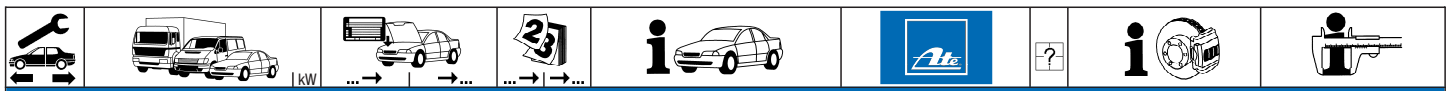
	1.2	51		03.07	06.14	PR: 1LN,1ZH	13.0470-2884.2	LD2884		23843 18,8 +WK/S	LUC
	1.2 TDI	55		05.10	06.14	PR: 1LN,1ZH					
	1.2 TSI	63		03.10	06.14	PR: 1LN,1ZH					
	1.2 TSI	77		03.10	06.14	PR: 1LN,1ZH					
	1.4	63		03.07	06.14	PR: 1LN,1ZH					
	1.4 TDI	51		03.07	06.14	PR: 1LN,1ZH					
	1.4 TDI	59		03.07	06.14	PR: 1LN,1ZH					
	1.4 TSI RS	132		05.10	06.14	PR: 1LN,1ZH					
	1.6 i 16V	77		03.07	06.14	PR: 1LN,1ZH					
	1.6 TDI	55		04.10	06.14	PR: 1LN,1ZH					
	1.6 TDI	66		03.10	06.14	PR: 1LN,1ZH					
	1.6 TDI	77		03.10	06.14	PR: 1LN,1ZH					
1.9 TDI	77		03.07	06.14	PR: 1LN,1ZH						
	1.2	44		03.07	06.14	PR: 1KK	13.0470-2894.2	LD2894		20961 17,4 /Zub/S	LUC
	1.2	51		03.07	06.14	PR: 1KK					
	1.2 TDI	55		05.10	06.14	PR: 1KK					
	1.2 TSI	63		03.10	06.14	PR: 1KK					
	1.2 TSI	77		03.10	06.14	PR: 1KK					
	1.4	63		03.07	06.14	PR: 1KK					
	1.4 TDI	51		03.07	06.14	PR: 1KK					
	1.4 TDI	59		03.07	06.14	PR: 1KK					
	1.4 TSI RS	132		05.10	06.14	PR: 1KK					
	1.6 i 16V	77		03.07	06.14	PR: 1KK					
	1.6 TDI	55		04.10	06.14	PR: 1KK					
	1.6 TDI	66		03.10	06.14	PR: 1KK					
1.6 TDI	77		03.10	06.14	PR: 1KK						
1.9 TDI	77		03.07	06.14	PR: 1KK						
	1.2	44		03.07	06.14	PR: 1KT,1KV	13.0470-2820.2	LD2820		20961 17,6 /S	LUC
	1.2	51		03.07	06.14	PR: 1KT,1KV					
	1.2 TDI	55		05.10	06.14	PR: 1KT,1KV					
	1.2 TSI	63		03.10	06.14	PR: 1KT,1KV					
	1.2 TSI	77		03.10	06.14	PR: 1KT,1KV					
	1.4	63		03.07	06.14	PR: 1KT,1KV					
	1.4 TDI	51		03.07	06.14	PR: 1KT,1KV					
	1.4 TDI	59		03.07	06.14	PR: 1KT,1KV					
	1.4 TSI RS	132		05.10	06.14	PR: 1KT,1KV					
	1.6 i 16V	77		03.07	06.14	PR: 1KT,1KV					
	1.6 TDI	55		04.10	06.14	PR: 1KT,1KV					
	1.6 TDI	66		03.10	06.14	PR: 1KT,1KV					
1.6 TDI	77		03.10	06.14	PR: 1KT,1KV						
1.9 TDI	77		03.07	06.14	PR: 1KT,1KV						

SKODA FABIA III (NJ) (14-)

	1.0 MPI	44		08.14		PR: 1ZC	13.0470-7184.2	LD7184		23587 20,6 +WK	ATE
	1.0 MPI	55		08.14		PR: 1ZC					
	1.2 TSI	66		08.14		PR: 1ZC					
	1.2 TSI	81		08.14		PR: 1ZC					
	1.4 TDI	66		08.14		PR: 1ZC					
	1.4 TDI	77		08.14		PR: 1ZC					
	1.0 MPI	44		08.14		PR: 1ZG	13.0470-7111.2	LD7111		23130 19,6 +	VW
	1.0 MPI	55		08.14		PR: 1ZG					
	1.2 TSI	66		08.14		PR: 1ZG					
	1.2 TSI	81		08.14		PR: 1ZG					
	1.4 TDI	66		08.14		PR: 1ZG					
	1.4 TDI	77		08.14		PR: 1ZG					
	1.0 MPI	44		08.14		PR: 1KK,1KT,2EJ	13.0470-2820.2	LD2820		20961 17,6 /S	LUC
	1.0 MPI	55		08.14		PR: 1KK,1KT,2EJ					
	1.2 TSI	66		08.14		PR: 1KK,1KT,2EJ					
	1.2 TSI	81		08.14		PR: 1KK,1KT,2EJ					
	1.4 TDI	66		08.14		PR: 1KK,1KT,2EJ					
	1.4 TDI	77		08.14		PR: 1KK,1KT,2EJ					

SKODA OCTAVIA I (1U) (97-10)

	1.4 i		1U-X-415000	04.99		PR: 1LQ,1LR,1LS,1ZM	13.0470-7111.2	LD7111		23130 19,6 +	VW	
	1.6 i		1U-X-415000	10.96		PR: 1LQ,1LR,1LS,1ZM						
	1.8 i 20V	92		1U-X-415000	10.96	PR: 1LQ,1LR,1LS,1ZM						
	1.8 i 20V Turbo	110		1U-X-415000	03.98	PR: 1LQ,1LR,1LS,1ZM						
	1.9 SDI			1U-X-415000	05.97	PR: 1LQ,1LR,1LS,1ZM						
	1.9 TDI	66		1U-X-415000	10.96	PR: 1LQ,1LR,1LS,1ZM						
	1.9 TDI	81		1U-X-415000	08.97	PR: 1LQ,1LR,1LS,1ZM						
	2.0 i			1U-X-415000	04.99	PR: 1LQ,1LR,1LS,1ZM						
	1.4 i		1U-Y-000001		06.10	PR: 1LQ,1LR,1LS,1ZM	13.0470-7117.2	LD7117		23131 19,6 +WK	VW	
	1.6 i		1U-Y-000001		06.10	PR: 1LQ,1LR,1LS,1ZM						
	1.8 i 20V	92		1U-Y-000001		06.10						PR: 1LQ,1LR,1LS,1ZM
	1.8 i 20V Turbo	110		1U-Y-000001		06.10						PR: 1LQ,1LR,1LS,1ZM
	1.8 i 20V Turbo 4x4	110			05.01	06.10						PR: 1LQ,1LR,1LS,1ZM
	1.9 SDI			1U-Y-000001		06.10						PR: 1LQ,1LR,1LS,1ZM
	1.9 TDI	66		1U-Y-000001		06.10						PR: 1LQ,1LR,1LS,1ZM
	1.9 TDI	74			08.00	06.10						PR: 1LQ,1LR,1LS,1ZM
	1.9 TDI	81		1U-Y-000001		06.10						PR: 1LQ,1LR,1LS,1ZM
	1.9 TDI	96			01.03	06.10						PR: 1LQ,1LR,1LS,1ZM
	1.9 TDI 4x4				11.99	06.10						PR: 1LQ,1LR,1LS,1ZM
	2.0 i			1U-Y-000001		06.10						PR: 1LQ,1LR,1LS,1ZM
2.0 i 4x4	85			05.01	06.10	PR: 1LQ,1LR,1LS,1ZM						
2.0 i 4x4	88			01.00	06.10	PR: 1LQ,1LR,1LS,1ZM						



SKODA OCTAVIA I (1U) (97-10)

	1.4 i		04.99	06.10	PR: 1LN,1LE,1ZD,1ZE,1ZH	13.0470-7081.2 13.0470-7122.2	LD7081 LD7122		21911 20,3 + 23392 20,3 +/WK	ATE ATE
	1.6 i		10.96	06.10	PR: 1LN,1LE,1ZD,1ZE,1ZH					
	1.8 i 20V	92	10.96	06.10	PR: 1LN,1LE,1ZD,1ZE,1ZH					
	1.8 i 20V Turbo	110	03.98	06.10	PR: 1LN,1LE,1ZD,1ZE,1ZH					
	1.8 i 20V Turbo 4x4	110	05.01	06.10	PR: 1LN,1LE,1ZD,1ZE,1ZH					
	1.9 SDI		05.97	06.10	PR: 1LN,1LE,1ZD,1ZE,1ZH					
	1.9 TDI	66	10.96	06.10	PR: 1LN,1LE,1ZD,1ZE,1ZH					
	1.9 TDI	74	08.00	06.10	PR: 1LN,1LE,1ZD,1ZE,1ZH					
	1.9 TDI	81	08.97	06.10	PR: 1LN,1LE,1ZD,1ZE,1ZH					
	1.9 TDI	96	01.03	06.10	PR: 1LN,1LE,1ZD,1ZE,1ZH					
	1.9 TDI 4x4		11.99	06.10	PR: 1LN,1LE,1ZD,1ZE,1ZH					
	2.0 i		04.99	06.10	PR: 1LN,1LE,1ZD,1ZE,1ZH					
	2.0 i 4x4	85	05.01	06.10	PR: 1LN,1LE,1ZD,1ZE,1ZH					
2.0 i 4x4	88	01.00	06.10	PR: 1LN,1LE,1ZD,1ZE,1ZH						
RS 1.8 T 20V	132	05.01	06.10	PR: 1ZN						
	1.6 i		10.96	06.10	PR: 1KK,1KS,1KP	13.0470-2894.2	LD2894		20961 17,4 /Zub/S	LUC
	1.8 i 20V	92	10.96	06.10	PR: 1KK,1KS,1KP					
	1.8 i 20V Turbo	110	03.98	06.10	PR: 1KK,1KS,1KP					
	1.8 i 20V Turbo 4x4	110	05.01	06.10	PR: 1KE					
	1.9 SDI		05.97	06.10	PR: 1KK,1KS,1KP					
	1.9 TDI	66	08.97	06.10	PR: 1KK,1KS,1KP					
	1.9 TDI	74	08.00	06.10	PR: 1KK,1KS,1KP					
	1.9 TDI	81	08.97	06.10	PR: 1KK,1KS,1KP					
	1.9 TDI	96	01.03	06.10	PR: 1KK,1KS,1KP					
	1.9 TDI 4x4		11.99	06.10	PR: 1KE					
	2.0 i		04.99	06.10	PR: 1KK,1KS,1KP					
	2.0 i 4x4	85	05.01	06.10	PR: 1KE					
	2.0 i 4x4	88	01.00	06.10	PR: 1KE					
RS 1.8 T 20V	132	01.03	06.10	PR: 2ED						
	1.2 TSI	77	02.10	01.13	PR: 1ZF,1ZM,1ZC	13.0470-7117.2	LD7117		23131 19,6 +/WK	VW
	1.4 i 16V		06.04	01.13	PR: 1ZF,1ZM,1ZC					
	1.4 TSI	90	11.08	01.13	PR: 1ZF,1ZM,1ZC					
	1.6	75	09.09	01.13	PR: 1ZF,1ZM,1ZC					
	1.6 FSI	85	06.04	01.13	PR: 1ZF,1ZM,1ZC					
	1.6 i 16V	75	06.04	01.13	PR: 1ZF,1ZM,1ZC					
	1.6 TDI	77	06.09	01.13	PR: 1ZF,1ZM,1ZC					
	1.6 TDI 4x4	77	06.09	01.13	PR: 1ZF,1ZM,1ZC					
	1.8 TSI		06.07	01.13	PR: 1ZF,1ZM,1ZC					
	1.8 TSI 4x4		11.08	01.13	PR: 1ZF,1ZM,1ZC					
	1.9 TDI	77	06.04	01.13	PR: 1ZF,1ZM,1ZC					
	1.9 TDI 4x4	77	11.04	01.13	PR: 1ZF,1ZM,1ZC					
	2.0 FSI	110	11.04	01.13	PR: 1ZF,1ZM,1ZC					
2.0 FSI 4x4	110	11.04	01.13	PR: 1ZF,1ZM,1ZC						
2.0 TDI	81	03.10	01.13	PR: 1ZF,1ZM,1ZC						
2.0 TDI	100	06.04	01.13	PR: 1ZF,1ZM,1ZC						
2.0 TDI	103	06.04	01.13	PR: 1ZF,1ZM,1ZC						
2.0 TDi 4x4	81	05.11	01.13	PR: 1ZF,1ZM,1ZC						
2.0 TDi 4x4	103	07.06	01.13	PR: 1ZF,1ZM,1ZC						
	1.2 TSI	77	02.10	01.13	PR: 1ZE	13.0470-7184.2	LD7184		23587 20,6 +/WK	ATE
	1.4 i 16V		06.04	01.13	PR: 1ZE					
	1.4 TSI	90	11.08	01.13	PR: 1ZE					
	1.6	75	09.09	01.13	PR: 1ZE					
	1.6 FSI	85	06.04	01.13	PR: 1ZE					
	1.6 i 16V	75	06.04	01.13	PR: 1ZE					
	1.6 TDI	77	06.09	01.13	PR: 1ZE					
	1.6 TDI 4x4	77	06.09	01.13	PR: 1ZE					
	1.8 TSI		06.07	01.13	PR: 1ZE					
	1.8 TSI 4x4		11.08	01.13	PR: 1ZE					
	1.9 TDI	77	06.04	01.13	PR: 1ZE					
	1.9 TDI 4x4	77	11.04	01.13	PR: 1ZE					
	2.0 FSI	110	11.04	01.13	PR: 1ZE					
2.0 FSI 4x4	110	11.04	01.13	PR: 1ZE						
2.0 RS	147	10.05	01.13	PR: 1LL,1LP,1ZB						
2.0 TDI	81	03.10	01.13	PR: 1ZE						
2.0 TDI	100	06.04	01.13	PR: 1ZE						
2.0 TDI	103	06.04	01.13	PR: 1ZE						
2.0 TDi 4x4	81	05.11	01.13	PR: 1ZE						
2.0 TDi 4x4	103	07.06	01.13	PR: 1ZE						
2.0 TDI RS	125	04.06	01.13	PR: 1LL,1LP,1ZB						
	1.2 TSI	77	02.10	01.13	PR: 1KD	13.0470-2820.2	LD2820		20961 17,6 /S	LUC
	1.4 i 16V		06.04	01.13	PR: 1KD					
	1.4 TSI	90	11.08	01.13	PR: 1KD					
	1.6	75	09.09	01.13	PR: 1KD					
	1.6 FSI	85	06.04	01.13	PR: 1KD					
	1.6 i 16V	75	06.04	01.13	PR: 1KD					
	1.6 TDI	77	06.09	01.13	PR: 1KD					
	1.8 TSI		06.07	01.13	PR: 1KD					
	1.9 TDI	77	06.04	01.13	PR: 1KD					
	1.9 TDI 4x4	77	11.04	01.13	PR: 1KD					
	2.0 FSI	110	11.04	01.13	PR: 1KD					
	2.0 TDI	81	03.10	01.13	PR: 1KD					
	2.0 TDI	100	06.04	01.13	PR: 1KD					
2.0 TDI	103	06.04	01.13	PR: 1KD						
2.0 TDi 4x4	81	05.11	01.13	PR: 1KD						
	1.2 TSI	77	02.10	01.13	PR: 1KS,1KT	13.0470-3858.2	LD3858		24563 17,7 /Zub/S	BOS
	1.4 i 16V		06.04	01.13	PR: 1KS,1KT					





SKODA OCTAVIA II (1Z) (04-13)

	1.4 TSI	90		11.08	01.13	PR: 1KS,1KT	13.0470-3858.2	LD3858		24563 17,7 /Zub/S	BOS					
	1.6	75		09.09	01.13	PR: 1KS,1KT										
	1.6 FSI	85		06.04	01.13	PR: 1KS,1KT										
	1.6 i 16V	75		06.04	01.13	PR: 1KS,1KT										
	1.6 TDI	77		06.09	01.13	PR: 1KS,1KT										
	1.6 TDI 4x4	77		06.09	01.13	PR: 1KS,1KT										
	1.8 TSI			06.07	01.13	PR: 1KS,1KT										
	1.8 TSI 4x4			11.08	01.13	PR: 1KS,1KT										
	1.9 TDI	77		06.04	01.13	PR: 1KS,1KT										
	1.9 TDI 4x4	77		11.04	01.13	PR: 1KS,1KT										
	2.0 FSI	110		11.04	01.13	PR: 1KS,1KT										
	2.0 FSI 4x4	110		11.04	01.13	PR: 1KS,1KT										
	2.0 TDI	81		03.10	01.13	PR: 1KS,1KT										
	2.0 TDI	100		06.04	01.13	PR: 1KS,1KT										
	2.0 TDI	103		06.04	01.13	PR: 1KS,1KT										
	2.0 TDi 4x4	81		05.11	01.13	PR: 1KS,1KT										
	2.0 TDI 4x4	103		06.06	01.13	PR: 1KS,1KT										
	2.0 TDI RS	125		04.06	01.13	PR: 1KS,1KT										
	1.2 TSI	77		02.10	01.13	PR: 1KF						13.0470-2880.2	LD2880		23914 17,1 /WE/Zub/S	LUC
	1.4 i 16V			06.04	01.13	PR: 1KF										
1.4 TSI	90		11.08	01.13	PR: 1KF											
1.6	75		09.09	01.13	PR: 1KF											
1.6 FSI	85		06.04	01.13	PR: 1KF											
1.6 i 16V	75		06.04	01.13	PR: 1KF											
1.6 TDI	77		06.09	01.13	PR: 1KF											
1.6 TDI 4x4	77		06.09	01.13	PR: 1KF											
1.8 TSI			06.07	01.13	PR: 1KF											
1.8 TSI 4x4			11.08	01.13	PR: 1KF											
1.9 TDI	77		06.04	01.13	PR: 1KF											
1.9 TDI 4x4	77		11.04	01.13	PR: 1KF											
2.0 FSI	110		11.04	01.13	PR: 1KF											
2.0 FSI 4x4	110		11.04	01.13	PR: 1KF											
2.0 RS	147		10.05	01.13	PR: 1KP											
2.0 TDI	81		03.10	01.13	PR: 1KF											
2.0 TDI	100		06.04	01.13	PR: 1KF											
2.0 TDI	103		06.04	01.13	PR: 1KF											
2.0 TDi 4x4	81		05.11	01.13	PR: 1KF											
2.0 TDI 4x4	103		07.06	01.13	PR: 1KF											
2.0 TDI RS	125		04.06	01.13	PR: 1KP											

SKODA RAPID / RAPID Spaceback (12-)

	1.2	55		10.12		PR: 1ZG	13.0470-7111.2	LD7111		23130 19,6 +	VW
	1.2 TSI	63		10.12		PR: 1ZG					
	1.2 TSI	77		10.12		PR: 1ZG					
	1.4 TSI	90		10.12		PR: 1ZG					
	1.6	77		07.13		PR: 1ZG					
	1.6 TDI	66		08.13		PR: 1ZG					
	1.6 TDI	77		10.12		PR: 1ZG					
1.2	55		10.12		PR: 1ZC	13.0470-7184.2	LD7184		23587 20,6 +/WK	ATE	
1.2 TSI	63		10.12		PR: 1ZC						
1.2 TSI	77		10.12		PR: 1ZC						
1.4 TSI	90		10.12		PR: 1ZC						
1.6	77		07.13		PR: 1ZC						
1.6 TDI	66		08.13		PR: 1ZC						
1.6 TDI	77		10.12		PR: 1ZC						
	1.2	55		10.12		PR: 1KT	13.0470-2820.2	LD2820		20961 17,6 /S	LUC
	1.2 TSI	63		10.12		PR: 1KT					
	1.2 TSI	77		10.12		PR: 1KT					
	1.4 TSI	90		10.12		PR: 1KT					
	1.6	77		07.13		PR: 1KT					
	1.6 TDI	66		08.13		PR: 1KT					
	1.6 TDI	77		10.12		PR: 1KT					

SKODA ROOMSTER (5J) (06-)

	1.2			07.06		PR: 1LQ,1LR,1ZG	13.0470-7111.2	LD7111		23130 19,6 +	VW
	1.2 TDI	55		03.10		PR: 1LQ,1LR,1ZG					
	1.2 TSI	63		03.10		PR: 1LQ,1LR,1ZG	13.0470-2884.2	LD2884		23843 18,8 +/WK/S	LUC
	1.2 TSI	77		03.10		PR: 1LQ,1LR,1ZG					
	1.4	63		07.06		PR: 1LQ,1LR,1ZG					
	1.4 TDI	51		07.06		PR: 1LQ,1LR,1ZG					
	1.4 TDI	59		07.06		PR: 1LQ,1LR,1ZG					
	1.6	77		07.06		PR: 1LQ,1LR,1ZG					
	1.6 TDI	66		03.10		PR: 1LQ,1LR,1ZG					
	1.6 TDI	77		03.10		PR: 1LQ,1LR,1ZG					
	1.9 TDI			07.06		PR: 1LQ,1LR,1ZG					
	1.2			07.06		PR: 1LN					
	1.2 TDI	55		03.10		PR: 1LN					
	1.2 TSI	63		03.10		PR: 1LN					
	1.2 TSI	77		03.10		PR: 1LN					
	1.4	63		07.06		PR: 1LN					
	1.4 TDI	51		07.06		PR: 1LN					
1.4 TDI	59		07.06		PR: 1LN						
1.6	77		07.06		PR: 1LN						
1.6 TDI	66		03.10		PR: 1LN						
1.6 TDI	77		03.10		PR: 1LN						
1.9 TDI			07.06		PR: 1LN						
↓			07.06		PR: 1ZC	13.0470-7184.2	LD7184		23587 20,6 +/WK	ATE	



SKODA ROOMSTER (5J) (06-)

	1.2 TDI	55		03.10	PR: 1ZC	13.0470-7184.2	LD7184		23587 20,6 +/WK	ATE
	1.2 TSI	63		03.10	PR: 1ZC					
	1.2 TSI	77		03.10	PR: 1ZC					
	1.4	63		07.06	PR: 1ZC					
	1.4 TDI	51		07.06	PR: 1ZC					
	1.4 TDI	59		07.06	PR: 1ZC					
	1.6	77		07.06	PR: 1ZC					
	1.6 TDI	66		03.10	PR: 1ZC					
	1.9 TDI	77		03.10	PR: 1ZC					
	1.2			07.06	PR: 1KK	13.0470-2894.2	LD2894		20961 17,4 /Zub/S	LUC
	1.2 TDI	55		03.10	PR: 1KK					
	1.2 TSI	63		03.10	PR: 1KK					
	1.2 TSI	77		03.10	PR: 1KK					
	1.4	63		07.06	PR: 1KK					
	1.4 TDI	51		07.06	PR: 1KK					
	1.4 TDI	59		07.06	PR: 1KK					
	1.6	77		07.06	PR: 1KK					
	1.6 TDI	66		03.10	PR: 1KK					
1.9 TDI	77		03.10	PR: 1KK						
	1.2			07.06	PR: 1KT	13.0470-2820.2	LD2820		20961 17,6 /S	LUC
	1.2 TDI	55		03.10	PR: 1KT					
	1.2 TSI	63		03.10	PR: 1KT					
	1.2 TSI	77		03.10	PR: 1KT					
	1.4	63		07.06	PR: 1KT					
	1.4 TDI	51		07.06	PR: 1KT					
	1.4 TDI	59		07.06	PR: 1KT					
	1.6	77		07.06	PR: 1KT					
	1.6 TDI	66		03.10	PR: 1KT					
1.9 TDI	77		03.10	PR: 1KT						

SKODA SUPERB I (02-08)

	1.8 i 20V Turbo	110		12.01	02.08	13.0470-7110.2	LD7110		23018 20,3 +/WK	ATE
	1.9 TDI	74		08.02	12.07					
	1.9 TDI	77		10.05	12.07					
	1.9 TDI	85		01.07	12.07					
	1.9 TDI	96		12.01	12.07					
	2.0 i	85		12.01	02.08					
	2.0 TDI	103		10.05	12.07					
	2.5 TDI	114		12.01	12.07					
	2.5 TDI	120		06.03	12.07					
	2.8 i V6	142		12.01	12.07					
	1.8 i 20V Turbo	110		12.01	02.08	13.0470-2820.2	LD2820		20961 17,6 /S	LUC
	1.9 TDI	74		08.02	12.07					
	1.9 TDI	77		10.05	12.07					
	1.9 TDI	85		01.07	12.07					
	1.9 TDI	96		12.01	12.07					
	2.0 i	85		12.01	02.08					
	2.0 TDI	103		10.05	12.07					
	2.5 TDI	114		12.01	12.07					
	2.5 TDI	120		06.03	12.07					
	2.8 i V6	142		12.01	12.07					

SKODA SUPERB II (08-15)

	1.4 TSI	92		08.08	02.15	13.0470-7184.2	LD7184		23587 20,6 +/WK	ATE
	1.6 TDI	77		09.10	02.15					
	1.8 TFSI			08.08	02.15					
	1.8 TFSI 4x4			10.08	02.15					
	1.9 TDI	77		08.08	02.15					
	2.0 TDI	103		08.08	02.15					
	2.0 TDI	125		08.08	02.15					
	2.0 TDI 4x4			10.08	02.15					
	2.0 TSI	147		05.10	02.15					
	3.6 FSI V6 4x4	191		11.08	02.15					
	1.4 TSI	92		08.08	02.15	13.0470-7200.2	LD7200		23801 20,3 +/WK	ATE
	1.6 TDI	77		09.10	02.15					
	1.8 TFSI			08.08	02.15					
	1.8 TFSI 4x4			10.08	02.15					
	1.9 TDI	77		08.08	02.15					
	2.0 TDI	103		08.08	02.15					
	2.0 TDI	125		08.08	02.15					
	2.0 TDI 4x4			10.08	02.15					
	2.0 TSI	147		05.10	02.15					
	3.6 FSI V6 4x4	191		11.08	02.15					
	1.4 TSI	92		08.08	02.15	13.0470-2880.2	LD2880		23914 17,1 /WE/Zub/S	LUC
	1.6 TDI	77		09.10	02.15					
	1.8 TFSI			08.08	02.15					
	1.9 TDI	77		08.08	02.15					
	2.0 TDI	103		08.08	02.15					
	2.0 TDI	125		08.08	02.15					
	1.4 TSI	92		08.08	02.15	13.0470-3858.2	LD3858		24563 17,7 /Zub/S	BOS
	1.6 TDI	77		09.10	02.15					
	1.8 TFSI			08.08	02.15					
	1.8 TFSI 4x4			10.08	02.15					



SKODA SUPERB II (08-15)

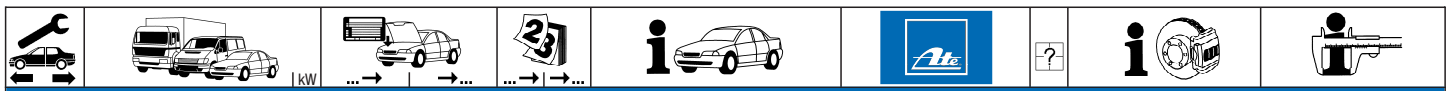
	1.9 TDI	77		08.08	02.15	PR: 1KS	13.0470-3858.2	LD3858		24563 17,7 /Zub/S	BOS
	2.0 TDI	103		08.08	02.15	PR: 1KS					
	2.0 TDI	125		08.08	02.15	PR: 1KS					
	2.0 TDI 4x4			10.08	02.15	PR: 1KS					
	2.0 TSI	147		05.10	02.15	PR: 1KS					
	3.6 FSI V6 4x4	191		10.08	02.15	PR: 1KS					
1.8 TFSI 4x4			10.08	02.15	PR: 2EA	13.0470-2880.2	LD2880		23914 17,1 /WE/Zub/S	LUC	
2.0 TDI 4x4			10.08	02.15	PR: 2EA						
3.6 FSI V6 4x4	191		11.08	02.15	PR: 2EA						

SKODA SUPERB Kombi (09-15)

	1.4 TSI	92		11.09	02.15	PR: 1LK	13.0470-7200.2	LD7200		23801 20,3 +/WK	ATE					
	1.6 TDI	77		09.10	02.15	PR: 1LK										
	1.8 TSI			11.09	02.15	PR: 1LK										
	1.8 TSI 4x4			11.09	02.15	PR: 1LK										
	1.9 TDI	77		10.09	02.15	PR: 1LK										
	2.0 TDI	103		11.09	02.15	PR: 1LK										
	2.0 TDI	125		11.09	02.15	PR: 1LK										
	2.0 TDI 4x4	125		11.09	02.15	PR: 1LK										
	2.0 TSI	147		05.10	02.15	PR: 1LK										
	3.6 V6 4x4	191		11.09	02.15	PR: 1LK										
	1.4 TSI	92		11.09	02.15	PR: 1LJ,1ZA,1ZE						13.0470-7184.2	LD7184		23587 20,6 +/WK	ATE
	1.6 TDI	77		09.10	02.15	PR: 1LJ,1ZA,1ZE										
	1.8 TSI			11.09	02.15	PR: 1LJ,1ZA,1ZE										
1.8 TSI 4x4			11.09	02.15	PR: 1LJ,1ZA,1ZE											
1.9 TDI	77		10.09	02.15	PR: 1LJ,1ZA,1ZE											
2.0 TDI	103		11.09	02.15	PR: 1LJ,1ZA,1ZE											
2.0 TDI	125		11.09	02.15	PR: 1LJ,1ZA,1ZE											
2.0 TDI 4x4	125		11.09	02.15	PR: 1LJ,1ZA,1ZE											
2.0 TSI	147		05.10	02.15	PR: 1LJ,1ZA,1ZE											
3.6 V6 4x4	191		11.09	02.15	PR: 1LJ,1ZA,1ZE											
1.4 TSI	92		11.09	02.15	PR: 1KF,1KJ	13.0470-2880.2	LD2880		23914 17,1 /WE/Zub/S	LUC						
1.6 TDI	77		09.10	02.15	PR: 1KF,1KJ											
1.8 TSI			11.09	02.15	PR: 1KF,1KJ											
1.9 TDI	77		10.09	02.15	PR: 1KF,1KJ											
2.0 TDI	103		11.09	02.15	PR: 1KF,1KJ											
2.0 TDI	125		11.09	02.15	PR: 1KF,1KJ											
2.0 TSI	147		05.10	02.15	PR: 1KF,1KJ											
1.4 TSI	92		11.09	02.15	PR: 1KS						13.0470-3858.2	LD3858		24563 17,7 /Zub/S	BOS	
1.6 TDI	77		09.10	02.15	PR: 1KS											
1.8 TSI			11.09	02.15	PR: 1KS											
1.8 TSI 4x4			11.09	02.15	PR: 1KS											
1.9 TDI	77		10.09	02.15	PR: 1KS											
2.0 TDI	103		11.09	02.15	PR: 1KS											
2.0 TDI	125		11.09	02.15	PR: 1KS											
2.0 TDI 4x4	125		11.09	02.15	PR: 1KS											
2.0 TSI	147		05.10	02.15	PR: 1KS											
3.6 V6 4x4	191		11.09	02.15	PR: 1KS											
1.8 TSI 4x4			11.09	02.15	PR: 2EA	13.0470-2880.2	LD2880		23914 17,1 /WE/Zub/S	LUC						
2.0 TDI 4x4	125		11.09	02.15	PR: 2EA											
3.6 V6 4x4	191		11.09	02.15	PR: 2EA											

SKODA YETI (09-)

	1.2 TSI	77		09.09		PR: 1ZF	13.0470-7117.2	LD7117		23131 19,6 +/WK	VW					
	1.4 TSI	90		06.10		PR: 1ZF										
	1.6	81		04.14		PR: 1ZF										
	1.6 TDI	77		11.10		PR: 1ZF										
	1.8 TSI 4x4	112		11.09		PR: 1ZF										
	1.8 TSI 4x4	118		05.09		PR: 1ZF										
	2.0 TDI	81		11.09		PR: 1ZF										
	2.0 TDI	103		11.11		PR: 1ZF										
	2.0 TDI 4x4	81		11.09		PR: 1ZF										
	2.0 TDI 4x4	103		05.09		PR: 1ZF										
	2.0 TDI 4x4	125		11.09		PR: 1ZF										
	1.2 TSI	77		09.09		PR: 1ZA,1ZE						13.0470-7184.2	LD7184		23587 20,6 +/WK	ATE
	1.4 TSI	90		06.10		PR: 1ZA,1ZE										
1.6	81		04.14		PR: 1ZA,1ZE											
1.6 TDI	77		11.10		PR: 1ZA,1ZE											
1.8 TSI 4x4	112		11.09		PR: 1ZA,1ZE											
1.8 TSI 4x4	118		05.09		PR: 1ZA,1ZE											
2.0 TDI	81		11.09		PR: 1ZA,1ZE											
2.0 TDI	103		11.11		PR: 1ZA,1ZE											
2.0 TDI 4x4	81		11.09		PR: 1ZA,1ZE											
2.0 TDI 4x4	103		05.09		PR: 1ZA,1ZE											
2.0 TDI 4x4	125		11.09		PR: 1ZA,1ZE											
1.2 TSI	77		09.09		PR: 1KD	13.0470-2820.2	LD2820		20961 17,6 /S	LUC						
1.4 TSI	90		06.10		PR: 1KD											
1.6	81		04.14		PR: 1KD											
1.6 TDI	77		11.10		PR: 1KD											
2.0 TDI	81		11.09		PR: 1KD											
2.0 TDI	103		11.11		PR: 1KD											
1.2 TSI	77		09.09		PR: 1KJ	13.0470-2880.2	LD2880		23914 17,1 /WE/Zub/S	LUC						
1.4 TSI	90		06.10		PR: 1KJ											
1.6 TDI	77		11.10		PR: 1KJ											
1.8 TSI 4x4	112		11.09		PR: 1KJ											
1.8 TSI 4x4	118		05.09		PR: 1KJ											



SKODA YETI (09-)										
	2.0 TDI	81		11.09	PR: 1KJ	13.0470-2880.2	LD2880		23914 17,1 /WE/Zub/S	LUC
	2.0 TDI 4x4	81		11.09	PR: 1KJ					
	2.0 TDI 4x4	103		05.09	PR: 1KJ					
	2.0 TDI 4x4	125		11.09	PR: 1KJ					
	1.2 TSI	77		11.09	PR: 1KS	13.0470-3858.2	LD3858		24563 17,7 /Zub/S	BOS
	1.4 TSI	90		06.10	PR: 1KS					
	1.6	81		04.14	PR: 1KS					
	1.6 TDI	77		11.10	PR: 1KS					
	1.8 TSI 4x4	112		11.09	PR: 1KS					
	1.8 TSI 4x4	118		11.09	PR: 1KS					
2.0 TDI	81		11.09	PR: 1KS						
2.0 TDI	103		11.11	PR: 1KS						
2.0 TDI 4x4	81		11.09	PR: 1KS						
2.0 TDI 4x4	103		11.09	PR: 1KS						
2.0 TDI 4x4	125		11.09	PR: 1KS						

TOYOTA PRIUS PLUS (12-)										
	1.8 Hybrid (ZVW40)	73		03.12		13.0470-5635.2	LD5635		24918 15,0	AKE

VOLKSWAGEN AMAROK (10-)										
	2.0 BiTDI	120		09.10		13.0470-3860.2	LD3860		24484 18,8 /WE/Zub/S	BOS
	2.0 BiTDI 4motion	120		09.10						
	2.0 TDI	90		09.10						
	2.0 TDI	103		07.12						
	2.0 TDI 4motion	90		09.10						
	2.0 TDI 4motion	103		06.12						
	2.0 TDI 4motion	132		11.11						
	2.0 TSI	118		12.10						

VOLKSWAGEN BORA (98-04)											
	1.4 16V		1J-X-800000	09.98	PR: 1LR,1LS,1LQ,1ZM	13.0470-7111.2	LD7111		23130 19,6 +	VW	
	1.6		1J-X-800000	09.98	PR: 1LR,1LS,1LQ,1ZM						
	1.8	92	1J-X-800000	09.98	PR: 1LR,1LS,1LQ,1ZM						
	1.8 4motion	92	1J-X-800000	02.99	PR: 1LR,1LS,1LQ,1ZM						
	1.9 SDI		1J-X-800000	09.98	PR: 1LR,1LS,1LQ,1ZM						
	1.9 TDI	66	1J-X-800000	09.98	PR: 1LR,1LS,1LQ,1ZM						
	1.9 TDI	81	1J-X-800000	09.98	PR: 1LR,1LS,1LQ,1ZM						
	1.9 TDI	85	1J-X-800000	02.99	PR: 1LR,1LS,1LQ,1ZM						
	1.9 TDI 4motion	66	1J-X-800000	02.99	PR: 1LR,1LS,1LQ,1ZM						
	1.9 TDI 4motion	85	1J-X-800000	02.99	PR: 1LR,1LS,1LQ,1ZM						
	2.0	85	1J-X-800000	09.98	PR: 1LR,1LS,1LQ,1ZM						
	2.3 V5		1J-X-800000	09.98	PR: 1LR,1LS,1LQ,1ZM						
	2.3 V5 4motion		1J-X-800000	02.99	PR: 1LR,1LS,1LQ,1ZM						
	1.4 16V		1J-Y-000001		12.04						PR: 1LS,1LQ,1ZP,1ZM
	1.6		1J-Y-000001		12.04						PR: 1LS,1LQ,1ZP,1ZM
1.6 16V			02.00	12.04	PR: 1LS,1LQ,1ZP,1ZM						
1.6 FSI			01.02	12.04	PR: 1LS,1LQ,1ZP,1ZM						
1.8	92	1J-Y-000001		12.04	PR: 1LS,1LQ,1ZP,1ZM						
1.8 4motion	92	1J-Y-000001		12.04	PR: 1LS,1LQ,1ZP,1ZM						
1.8 T	110			09.00	PR: 1LS,1LQ,1ZP,1ZM						
1.8 T	132			05.02	PR: 1LS,1LQ,1ZP,1ZM						
1.9 SDI		1J-Y-000001		12.04	PR: 1LS,1LQ,1ZP,1ZM						
1.9 TDI	66	1J-Y-000001		06.01	PR: 1LS,1LQ,1ZP,1ZM						
1.9 TDI	74			09.00	PR: 1LS,1LQ,1ZP,1ZM						
1.9 TDI	81	1J-Y-000001		06.01	PR: 1LS,1LQ,1ZP,1ZM						
1.9 TDI	85	1J-Y-000001		06.01	PR: 1LS,1LQ,1ZP,1ZM						
1.9 TDI	96			04.01	PR: 1LS,1LQ,1ZP,1ZM						
1.9 TDI	110			10.00	PR: 1LS,1LQ,1ZP,1ZM						
1.9 TDI 4motion	66	1J-Y-000001		06.01	PR: 1LS,1LQ,1ZP,1ZM						
1.9 TDI 4motion	74			09.00	PR: 1LS,1LQ,1ZP,1ZM						
1.9 TDI 4motion	85	1J-Y-000001		06.01	PR: 1LS,1LQ,1ZP,1ZM						
1.9 TDI 4motion	96			04.01	PR: 1LS,1LQ,1ZP,1ZM						
1.9 TDI 4motion	110			10.00	PR: 1LS,1LQ,1ZP,1ZM						
2.0	85	1J-Y-000001		12.04	PR: 1LS,1LQ,1ZP,1ZM						
2.0 4motion	85			04.00	PR: 1LS,1LQ,1ZP,1ZM						
2.3 V5		1J-Y-000001		12.04	PR: 1LS,1LQ,1ZP,1ZM						
2.3 V5 4motion		1J-Y-000001		12.04	PR: 1LS,1LQ,1ZP,1ZM						
2.8 V6 4motion	150			05.99	PR: 1LS,1LQ,1ZP,1ZM						
1.4 16V				09.98	PR: 1LN,1ZD,1ZE,1ZH	13.0470-7122.2	LD7122		23392 20,3 +/WK	ATE	
1.6				09.98	PR: 1LN,1ZD,1ZE,1ZH						
1.6 16V				02.00	PR: 1LN,1ZD,1ZE,1ZH						
1.6 FSI				01.02	PR: 1LN,1ZD,1ZE,1ZH						
1.8	92			09.98	PR: 1LN,1ZD,1ZE,1ZH						
1.8 4motion	92			02.99	PR: 1LN,1ZD,1ZE,1ZH						
1.8 T	110			09.00	PR: 1LN,1ZD,1ZE,1ZH						
1.8 T	132			05.02	PR: 1LN,1ZD,1ZE,1ZH						
1.9 SDI				09.98	PR: 1LN,1ZD,1ZE,1ZH						
1.9 TDI	66			09.98	PR: 1LN,1ZD,1ZE,1ZH						
1.9 TDI	74			09.00	PR: 1LN,1ZD,1ZE,1ZH						
1.9 TDI	81			09.98	PR: 1LN,1ZD,1ZE,1ZH						
1.9 TDI	85			02.99	PR: 1LN,1ZD,1ZE,1ZH						
1.9 TDI	96			04.01	PR: 1LN,1ZD,1ZE,1ZH						
1.9 TDI	110			10.00	PR: 1LN,1ZD,1ZE,1ZH						
1.9 TDI 4motion	66			02.99	PR: 1LN,1ZD,1ZE,1ZH						
1.9 TDI 4motion	74			09.00	PR: 1LN,1ZD,1ZE,1ZH						





VOLKSWAGEN BORA (98-04)

	1.9 TDI 4motion 85 1.9 TDI 4motion 96 1.9 TDI 4motion 110 2.0 85 2.0 4motion 85 2.3 V5 85 2.3 V5 4motion 85 2.8 V6 4motion 150		02.99 06.01 PR: 1LN,1ZD,1ZE,1ZH 04.01 12.04 PR: 1LN,1ZD,1ZE,1ZH 10.00 12.04 PR: 1LN,1ZD,1ZE,1ZH 09.98 12.04 PR: 1LN,1ZD,1ZE,1ZH 04.00 12.04 PR: 1LN,1ZD,1ZE,1ZH 09.98 12.04 PR: 1LN,1ZD,1ZE,1ZH 02.99 12.04 PR: 1LN,1ZD,1ZE,1ZH 05.99 12.04 PR: 1LN,1ZD,1ZE,1ZH	13.0470-7122.2 LD7122		23392 20,3 +/WK ATE
	1.4 16V 1.6 1.6 16V 1.6 FSI 1.8 92 1.8 4motion 92 1.8 T 110 1.8 T 132 1.9 SDI 1.9 TDI 66 1.9 TDI 74 1.9 TDI 81 1.9 TDI 85 1.9 TDI 96 1.9 TDI 110 1.9 TDI 4motion 66 1.9 TDI 4motion 74 1.9 TDI 4motion 85 1.9 TDI 4motion 96 1.9 TDI 4motion 110 2.0 85 2.0 4motion 85 2.3 V5 2.3 V5 4motion 2.8 V6 4motion 150		09.98 12.04 PR: 1KE,1KP,1KT 09.98 12.04 PR: 1KE,1KP,1KT 02.00 12.04 PR: 1KE,1KP,1KT 01.02 12.04 PR: 1KE,1KP,1KT 09.98 12.04 PR: 1KE,1KP,1KT 02.99 12.04 PR: 1KE,1KP,1KT 09.00 12.04 PR: 1KE,1KP,1KT 05.02 12.04 PR: 1KE,1KP,1KT 09.98 12.04 PR: 1KE,1KP,1KT 09.98 06.01 PR: 1KE,1KP,1KT 09.00 12.04 PR: 1KE,1KP,1KT 09.98 06.01 PR: 1KE,1KP,1KT 02.99 06.01 PR: 1KE,1KP,1KT 04.01 12.04 PR: 1KE,1KP,1KT 10.00 12.04 PR: 1KE,1KP,1KT 02.99 06.01 PR: 1KE,1KP,1KT 09.00 12.04 PR: 1KE,1KP,1KT 02.99 06.01 PR: 1KE,1KP,1KT 04.01 12.04 PR: 1KE,1KP,1KT 10.00 12.04 PR: 1KE,1KP,1KT 09.98 12.04 PR: 1KE,1KP,1KT 04.00 12.04 PR: 1KE,1KP,1KT 09.98 12.04 PR: 1KE,1KP,1KT 02.99 12.04 PR: 1KE,1KP,1KT 05.99 12.04 PR: 1KE,1KP,1KT	13.0470-2894.2 LD2894		20961 17,4 /Zub/S LUC
	1.4 16V 1.6 1.6 16V 1.6 FSI 1.8 92 1.8 4motion 92 1.8 T 110 1.8 T 132 1.9 SDI 1.9 TDI 66 1.9 TDI 74 1.9 TDI 81 1.9 TDI 85 1.9 TDI 96 1.9 TDI 110 1.9 TDI 4motion 66 1.9 TDI 4motion 74 1.9 TDI 4motion 85 1.9 TDI 4motion 96 1.9 TDI 4motion 110 2.0 85 2.0 4motion 85 2.3 V5 2.3 V5 4motion 2.8 V6 4motion 150		09.98 12.04 PR: 1KY 09.98 12.04 PR: 1KY 02.00 12.04 PR: 1KY 01.02 12.04 PR: 1KY 09.98 12.04 PR: 1KY 02.99 12.04 PR: 1KY 09.00 12.04 PR: 1KY 05.02 12.04 PR: 1KY 09.98 12.04 PR: 1KY 09.98 06.01 PR: 1KY 09.00 12.04 PR: 1KY 09.98 06.01 PR: 1KY 02.99 06.01 PR: 1KY 04.01 12.04 PR: 1KY 10.00 12.04 PR: 1KY 02.99 06.01 PR: 1KY 09.00 12.04 PR: 1KY 02.99 06.01 PR: 1KY 04.01 12.04 PR: 1KY 10.00 12.04 PR: 1KY 09.98 12.04 PR: 1KY 04.00 12.04 PR: 1KY 09.98 12.04 PR: 1KY 02.99 12.04 PR: 1KY 05.99 12.04 PR: 1KY	13.0470-2886.2 LD2886		20961 16,2 /S LUC
	1.4 16V 1.6 1.6 16V 1.6 FSI 1.8 92 1.8 4motion 92 1.8 T 110 1.8 T 132 1.9 SDI 1.9 TDI 66 1.9 TDI 74 1.9 TDI 81 1.9 TDI 85 1.9 TDI 96 1.9 TDI 110 1.9 TDI 4motion 66 1.9 TDI 4motion 74 1.9 TDI 4motion 85 1.9 TDI 4motion 96 1.9 TDI 4motion 110 2.0 85 2.0 4motion 85 2.3 V5 2.3 V5 4motion 2.8 V6 4motion 150		09.98 12.04 PR: 1KU,2EE 09.98 12.04 PR: 1KU,2EE 02.00 12.04 PR: 1KU,2EE 01.02 12.04 PR: 1KU,2EE 09.98 12.04 PR: 1KU,2EE 02.99 12.04 PR: 1KU,2EE 09.00 12.04 PR: 1KU,2EE 05.02 12.04 PR: 1KU,2EE 09.98 12.04 PR: 1KU,2EE 09.98 06.01 PR: 1KU,2EE 09.00 12.04 PR: 1KU,2EE 09.98 06.01 PR: 1KU,2EE 02.99 06.01 PR: 1KU,2EE 04.01 12.04 PR: 1KU,2EE 10.00 12.04 PR: 1KU,2EE 02.99 06.01 PR: 1KU,2EE 09.00 12.04 PR: 1KU,2EE 02.99 06.01 PR: 1KU,2EE 04.01 12.04 PR: 1KU,2EE 10.00 12.04 PR: 1KU,2EE 09.98 12.04 PR: 1KU,2EE 04.00 12.04 PR: 1KU,2EE 09.98 12.04 PR: 1KU,2EE 02.99 12.04 PR: 1KU,2EE 05.99 12.04 PR: 1KU,2EE	13.0470-2820.2 LD2820		20961 17,6 /S LUC



VOLKSWAGEN CADDY III (04-)

	1.2 TSI		09.10	PR: 1ZF,1ZM	13.0470-7117.2	LD7117		23131 19,6 +/WK	VW						
	1.4	55	02.04	PR: 1ZF,1ZM											
	1.4 16V	59	05.06	PR: 1ZF,1ZM											
	1.6		04.04	PR: 1ZF,1ZM											
	1.6 TDI		08.10	PR: 1ZF,1ZM											
	1.9 TDI	55	09.05	PR: 1ZF,1ZM											
	1.9 TDI	77	02.04	PR: 1ZF,1ZM											
	1.9 TDI 4motion	77	05.08	PR: 1ZF,1ZM											
	2.0 Eco Fuel	80	04.06	PR: 1ZF,1ZM											
	2.0 SDI	51	02.04	PR: 1ZF,1ZM											
	2.0 TDI	81	10.10	PR: 1ZF,1ZM											
	2.0 TDI	103	09.07	PR: 1ZF,1ZM											
	2.0 TDI	125	05.12	PR: 1ZF,1ZM											
2.0 TDI 4motion	81	10.10	PR: 1ZF,1ZM												
	1.2 TSI		09.10	PR: 1ZE,1LJ,1ZA	13.0470-7184.2	LD7184		23587 20,6 +/WK	ATE						
	1.4	55	02.04	PR: 1ZE,1LJ,1ZA											
	1.4 16V	59	05.06	PR: 1ZE,1LJ,1ZA											
	1.6		04.04	PR: 1ZE,1LJ,1ZA											
	1.6 TDI		08.10	PR: 1ZE,1LJ,1ZA											
	1.9 TDI	55	09.05	PR: 1ZE,1LJ,1ZA											
	1.9 TDI	77	02.04	PR: 1ZE,1LJ,1ZA											
	1.9 TDI 4motion	77	05.08	PR: 1ZE,1LJ,1ZA											
	2.0 Eco Fuel	80	04.06	PR: 1ZE,1LJ,1ZA											
	2.0 SDI	51	02.04	PR: 1ZE,1LJ,1ZA											
	2.0 TDI	81	10.10	PR: 1ZE,1LJ,1ZA											
	2.0 TDI	103	09.07	PR: 1ZE,1LJ,1ZA											
	2.0 TDI	125	05.12	PR: 1ZE,1LJ,1ZA											
2.0 TDI 4motion	81	10.10	PR: 1ZE,1LJ,1ZA												
	1.4	55	02.04	11.07	13.0470-2880.2	LD2880		23914 17,1 /WE/Zub/S	LUC						
	1.4 16V	59	05.06	11.07											
	1.6		04.04	11.07											
	1.9 TDI	55	09.05	11.07											
	1.9 TDI	77	02.04	11.07											
	2.0 Eco Fuel	80	04.06	11.07											
	2.0 SDI	51	02.04	11.07											
	2.0 TDI	103	09.07	11.07											
		1.2 TSI		09.10						PR: 1ZF,2E2	13.0470-2820.2	LD2820		20961 17,6 /S	LUC
		1.4	55	12.07						PR: 1ZF,2E2					
1.4 16V		59	12.07	PR: 1ZF,2E2											
1.6			12.07	PR: 1ZF,2E2											
1.6 TDI			08.10	PR: 1ZF,2E2											
1.9 TDI		55	12.07	PR: 1ZF,2E2											
1.9 TDI		77	12.07	PR: 1ZF,2E2											
1.9 TDI 4motion		77	05.08	PR: 1ZF,2E2											
2.0 Eco Fuel		80	12.07	PR: 1ZF,2E2											
2.0 SDI		51	12.07	PR: 1ZF,2E2											
2.0 TDI	81	10.10	PR: 1ZF,2E2												
2.0 TDI	103	12.07	PR: 1ZF,2E2												
2.0 TDI	125	05.12	PR: 1ZF,2E2												
2.0 TDI 4motion	81	10.10	PR: 1ZF,2E2												
	1.2 TSI		2K-B-200 000	09.10	PR: 1ZE,1LJ	13.0470-2880.2	LD2880	23914 17,1 /WE/Zub/S	LUC						
	1.4	55	2K-B-200 000	12.07	PR: 1ZE,1LJ										
	1.4 16V	59	2K-B-200 000	12.07	PR: 1ZE,1LJ										
	1.6		2K-B-200 000	12.07	PR: 1ZE,1LJ										
	1.6 TDI		2K-B-200 000	08.10	PR: 1ZE,1LJ										
	1.9 TDI	55	2K-B-200 000	12.07	PR: 1ZE,1LJ										
	1.9 TDI	77	2K-B-200 000	12.07	PR: 1ZE,1LJ										
	1.9 TDI 4motion	77	2K-B-200 000	05.08	PR: 1ZE,1LJ										
	2.0 Eco Fuel	80	2K-B-200 000	12.07	PR: 1ZE,1LJ										
	2.0 SDI	51	2K-B-200 000	12.07	PR: 1ZE,1LJ										
	2.0 TDI	81	2K-B-200 000	10.10	PR: 1ZE,1LJ										
	2.0 TDI	103	2K-B-200 000	12.07	PR: 1ZE,1LJ										
	2.0 TDI 4motion	81	2K-B-200 000	10.10	PR: 1ZE,1LJ										
	1.2 TSI	2K-B-200 001			PR: 1ZA,1ZE,2E3	13.0470-3858.2	LD3858	24563 17,7 /Zub/S	BOS						
	1.4	55	2K-B-200 001		PR: 1ZA,1ZE,2E3										
	1.4 16V	59	2K-B-200 001		PR: 1ZA,1ZE,2E3										
	1.6		2K-B-200 001		PR: 1ZA,1ZE,2E3										
	1.6 TDI		2K-B-200 001		PR: 1ZA,1ZE,2E3										
	1.9 TDI	55	2K-B-200 001		PR: 1ZA,1ZE,2E3										
	1.9 TDI	77	2K-B-200 001		PR: 1ZA,1ZE,2E3										
	1.9 TDI 4motion	77	2K-B-200 001		PR: 1ZA,1ZE,2E3										
	2.0 Eco Fuel	80	2K-B-200 001		PR: 1ZA,1ZE,2E3										
	2.0 SDI	51	2K-B-200 001		PR: 1ZA,1ZE,2E3										
	2.0 TDI	81	2K-B-200 001		PR: 1ZA,1ZE,2E3										
	2.0 TDI	103	2K-B-200 001		PR: 1ZA,1ZE,2E3										
	2.0 TDI	125		05.12	PR: 1ZA,1ZE,2E3										
2.0 TDI 4motion	81	2K-B-200 001		PR: 1ZA,1ZE,2E3											

VOLKSWAGEN CC COUPE (11-)

	1.4 TSI	118			13.0470-7184.2	LD7184		23587 20,6 +/WK	ATE
	1.8 TSI	118	11.11	PR: 1ZM,1ZG					
	2.0 TDI	100	11.11	PR: 1ZM,1ZG					
	2.0 TDI	103	11.11	PR: 1ZM,1ZG					
	2.0 TDI	125	11.11	PR: 1ZM,1ZG					
	2.0 TDI	130	12.12	PR: 1ZM,1ZG					
	2.0 TDI 4motion	103	11.11	PR: 1ZM,1ZG					
	2.0 TDI 4motion	125	11.11	PR: 1ZM,1ZG					
	↓	↓							





VOLKSWAGEN CC COUPE (11-)

	2.0 TDI 4motion	130	12.12	PR: 1ZM,1ZG	13.0470-7184.2	LD7184		23587 20,6 +/WK	ATE					
	2.0 TSI	155	11.11	PR: 1ZM,1ZG										
	3.6 V6 4motion	220	11.11	PR: 1ZM,1ZG										
	1.4 TSI	118	11.11	PR: 1KW	13.0470-2749.2	LD2749		24483 16,9 /Zub/S	LUC					
	1.8 TSI	118	11.11	PR: 1KW										
	2.0 TDI	100	11.11	PR: 1KW										
	2.0 TDI	103	11.11	PR: 1KW										
	2.0 TDI	125	11.11	PR: 1KW										
	2.0 TDI	130	12.12	PR: 1KW										
	2.0 TDI 4motion	103	11.11	PR: 1KW										
	2.0 TDI 4motion	125	11.11	PR: 1KW										
	2.0 TDI 4motion	130	12.12	PR: 1KW										
	2.0 TSI	155	11.11	PR: 1KW										
	3.6 V6 4motion	220	11.11	PR: 1KW										
	1.4 TSI	118	11.11	PR: 2EA						13.0470-2887.2	LD2887		23914 17,1 /WE/Zub/S	LUC
	1.8 TSI	118	11.11	PR: 2EA										
	2.0 TDI	100	11.11	PR: 2EA										
	2.0 TDI	103	11.11	PR: 2EA										
	2.0 TDI	125	11.11	PR: 2EA										
	2.0 TDI	130	12.12	PR: 2EA										
	2.0 TDI 4motion	103	11.11	PR: 2EA										
	2.0 TDI 4motion	125	11.11	PR: 2EA										
2.0 TDI 4motion	130	12.12	PR: 2EA											
2.0 TSI	155	11.11	PR: 2EA											
3.6 V6 4motion	220	11.11	PR: 2EA											

VOLKSWAGEN EOS (06-)

	1.4 TSI	90	10.07	PR: 1LJ,1ZA,1ZD,1ZE	13.0470-7184.2	LD7184		23587 20,6 +/WK	ATE						
	1.4 TSI	92	11.13	PR: 1LJ,1ZA,1ZD,1ZE											
	1.4 TSI	110	11.13	PR: 1LJ,1ZA,1ZD,1ZE											
	1.4 TSI	118	05.08	PR: 1LJ,1ZA,1ZD,1ZE											
	1.6 FSI	85	05.06	PR: 1LJ,1ZA,1ZD,1ZE											
	2.0 FSI	110	05.06	PR: 1LJ,1ZA,1ZD,1ZE											
	2.0 TDI	100	11.10	PR: 1LJ,1ZA,1ZD,1ZE											
	2.0 TDI	103	05.06	PR: 1LJ,1ZA,1ZD,1ZE											
	2.0 TDI 16V	103	05.08	PR: 1LJ,1ZA,1ZD,1ZE											
	2.0 TFSI	147	05.06	PR: 1LJ,1ZA,1ZD,1ZE											
	2.0 TFSI	162	11.13	PR: 1LJ,1ZA,1ZD,1ZE											
	2.0 TSI	155	11.09	PR: 1LJ,1ZA,1ZD,1ZE											
	3.2 V6	184	05.06	PR: 1LJ,1ZA,1ZD,1ZE											
	3.6 V6	191	05.09	PR: 1LJ,1ZA,1ZD,1ZE											
	1.4 TSI	90	10.07	PR: 1LK						13.0470-7200.2	LD7200		23801 20,3 +/WK	ATE	
	1.4 TSI	92	11.13	PR: 1LK											
	1.4 TSI	110	11.13	PR: 1LK											
	1.4 TSI	118	05.08	PR: 1LK											
	1.6 FSI	85	05.06	PR: 1LK											
2.0 FSI	110	05.06	PR: 1LK												
2.0 TDI	100	11.10	PR: 1LK												
2.0 TDI	103	05.06	PR: 1LK												
2.0 TDI 16V	103	05.08	PR: 1LK												
2.0 TFSI	147	05.06	PR: 1LK												
2.0 TFSI	162	11.13	PR: 1LK												
2.0 TSI	155	11.09	PR: 1LK												
3.2 V6	184	05.06	PR: 1LK												
3.6 V6	191	05.09	PR: 1LK												
	1.4 TSI	90	10.07	PR: 1KD	13.0470-2820.2	LD2820		20961 17,6 /S	LUC						
	1.4 TSI	92	11.13	PR: 1KD											
	1.4 TSI	110	11.13	PR: 1KD											
	1.4 TSI	118	05.08	PR: 1KD											
	1.6 FSI	85	05.06	PR: 1KD											
	2.0 FSI	110	05.06	PR: 1KD											
	2.0 TDI	100	11.10	PR: 1KD											
	2.0 TDI	103	05.06	PR: 1KD											
	2.0 TDI 16V	103	05.08	PR: 1KD											
	2.0 TFSI	147	05.06	PR: 1KD											
	2.0 TFSI	162	11.13	PR: 1KD											
	2.0 TSI	155	11.09	PR: 1KD											
	3.2 V6	184	05.06	PR: 1KD											
	3.6 V6	191	05.09	PR: 1KD											
		1.4 TSI	90	10.07						PR: 1KS	13.0470-3858.2	LD3858		24563 17,7 /Zub/S	BOS
		1.4 TSI	92	11.13						PR: 1KS					
		1.4 TSI	110	11.13						PR: 1KS					
		1.4 TSI	118	05.08						PR: 1KS					
		1.6 FSI	85	05.06						PR: 1KS					
2.0 FSI		110	05.06	PR: 1KS											
2.0 TDI		100	11.10	PR: 1KS											
2.0 TDI		103	05.06	PR: 1KS											
2.0 TDI 16V		103	05.08	PR: 1KS											
2.0 TFSI		147	05.06	PR: 1KS											
2.0 TFSI		162	11.13	PR: 1KS											
2.0 TSI		155	11.09	PR: 1KS											
3.2 V6		184	05.06	PR: 1KS											
3.6 V6		191	05.09	PR: 1KS											
		1.4 TSI	90	10.07	PR: 1KJ,1KZ	13.0470-2880.2	LD2880		23914 17,1 /WE/Zub/S	LUC					
		1.4 TSI	92	11.13	PR: 1KJ,1KZ										
		1.4 TSI	110	11.13	PR: 1KJ,1KZ										
		1.4 TSI	118	05.08	PR: 1KJ,1KZ										

¹⁾ electric parking brake / fr.di stazionamento elettrico / frein à main électrique / freno de mano eléctrico



VOLKSWAGEN EOS (06-)															
	1.6 FSI	85		05.06	PR: 1KJ,1KZ	13.0470-2880.2	LD2880		23914 17,1 /WE/Zub/S	LUC					
	2.0 FSI	110		05.06	PR: 1KJ,1KZ										
	2.0 TDI	100		11.10	PR: 1KJ,1KZ										
	2.0 TDI	103		05.06	PR: 1KJ,1KZ										
	2.0 TDI 16V	103		05.08	PR: 1KJ,1KZ										
	2.0 TFSI	147		05.06	PR: 1KJ,1KZ										
	2.0 TFSI	162		11.13	PR: 1KJ,1KZ										
	2.0 TSI	155		11.09	PR: 1KJ,1KZ										
	3.2 V6	184		05.06	PR: 1KJ,1KZ										
	3.6 V6	191		05.09	PR: 1KJ,1KZ										
	1.4 TSI	90		10.07	PR: 2EA										
	1.4 TSI	92		11.13	PR: 2EA										
	1.4 TSI	110		11.13	PR: 2EA										
	1.4 TSI	118		05.08	PR: 2EA										
	1.6 FSI	85		05.06	PR: 2EA										
	2.0 FSI	110		05.06	PR: 2EA										
	2.0 TDI	100		11.10	PR: 2EA										
	2.0 TDI	103		05.06	PR: 2EA										
	2.0 TDI 16V	103		05.08	PR: 2EA										
2.0 TFSI	147		05.06	PR: 2EA											
2.0 TFSI	162		11.13	PR: 2EA											
2.0 TSI	155		11.09	PR: 2EA											
3.2 V6	184		05.06	PR: 2EA											
3.6 V6	191		05.09	PR: 2EA											
VOLKSWAGEN FOX (05-11)															
	1.0			10.03	08.11 PR: 1ZN	13.0470-7100.2	LD7100		21866 17,2 +	ATE					
	1.2			04.05	08.11 PR: 1ZN										
	1.4	55		04.05	08.11 PR: 1ZN										
	1.4 TDI	51		04.05	08.11 PR: 1ZN										
	1.6			10.03	08.11 PR: 1ZN										
	1.9 D	47		12.07	08.11 PR: 1ZN										
	1.0			10.03	08.11 PR: 1ZF						13.0470-7111.2	LD7111		23130 19,6 +	VW
	1.2			04.05	08.11 PR: 1ZF										
	1.4	55		04.05	08.11 PR: 1ZF										
	1.4 TDI	51		04.05	08.11 PR: 1ZF										
1.6			10.03	08.11 PR: 1ZF											
1.9 D	47		12.07	08.11 PR: 1ZF											
VOLKSWAGEN GOLF III (92-97)															
	1.9 TDI	81		05.96	08.97 + roter Sattel ¹⁾	13.0470-7081.2	LD7081		21911 20,3 +	ATE					
	2.0 GTI	85		05.96	08.97										
	2.0 GTI 16V			05.96	08.97										
	2.8 VR6	1H-S-400001			08.97										
	2.9 VR6 Syncro			10.94	08.97										
VOLKSWAGEN GOLF III Variant (93-99)															
	2.9 VR6			07.95	04.99	13.0470-7081.2	LD7081		21911 20,3 +	ATE					
VOLKSWAGEN GOLF III Cabriolet (94-02)															
	2.0	85	1E-2-800 001		02.02	13.0470-2894.2	LD2894		20961 17,4 /Zub/S	LUC					
VOLKSWAGEN GOLF IV (98-05)															
	1.4		1J-X-800000	10.97	PR: 1LQ,1LR,1ZF	13.0470-7111.2	LD7111		23130 19,6 +	VW					
	1.6		1J-X-800000	10.97	PR: 1LQ,1LR,1ZF										
	1.8		1J-X-800000	10.97	PR: 1LQ,1LR,1ZF										
	1.9 SDI	50		1J-X-800000	10.97						PR: 1LQ,1LR,1ZF				
	1.9 TDI	66		1J-X-800000	10.97						PR: 1LQ,1LR,1ZF				
	1.9 TDI	74		1J-X-800000	09.00						PR: 1LQ,1LR,1ZF				
	1.9 TDI	81		1J-X-800000	10.97						PR: 1LQ,1LR,1ZF				
	1.9 TDI	85		1J-X-800000	05.99						PR: 1LQ,1LR,1ZF				
	1.4		1J-Y-000001		10.03						PR: 1LS,1LQ,1ZF,1ZM	13.0470-7117.2	LD7117	23131 19,6 +/WK	VW
	1.6		1J-Y-000001		10.03						PR: 1LS,1LQ,1ZF,1ZM				
	1.6 FSI			01.02	10.03						PR: 1LS,1LQ,1ZF,1ZM				
	1.8		1J-Y-000001		10.03						PR: 1LS,1LQ,1ZF,1ZM				
	1.8 4motion	92		07.98	10.03						PR: 1LS,1LQ,1ZF,1ZM				
	1.9 SDI	50	1J-Y-000001		10.03						PR: 1LS,1LQ,1ZF,1ZM				
	1.9 TDI	66	1J-Y-000001		06.01						PR: 1LS,1LQ,1ZF,1ZM				
	1.9 TDI	74	1J-Y-000001		06.05						PR: 1LS,1LQ,1ZF,1ZM				
	1.9 TDI	81	1J-Y-000001		10.03						PR: 1LS,1LQ,1ZF,1ZM				
	1.9 TDI	85	1J-Y-000001		06.01						PR: 1LS,1LQ,1ZF,1ZM				
	1.9 TDI 4motion	66		07.98	06.01						PR: 1LS,1LQ,1ZF,1ZM				
1.9 TDI 4motion	74		09.00	06.05	PR: 1LS,1LQ,1ZF,1ZM										
1.9 TDI 4motion	85		11.99	06.01	PR: 1LS,1LQ,1ZF,1ZM										
2.0	85		08.98	10.03	PR: 1LS,1LQ,1ZF,1ZM										
2.0 4motion	85		04.00	10.03	PR: 1LS,1LQ,1ZF,1ZM										
1.8 T GTI	132		10.97	10.03	PR: 1LE,1LN,1ZE,1ZH	13.0470-7081.2	LD7081		21911 20,3 +	ATE					
2.3 V5		1J-X-800000	10.97	PR: 1LE,1LN,1ZE,1ZH											
2.3 V5 4motion		1J-X-800000	11.98	PR: 1LE,1LN,1ZE,1ZH											
2.8 V6 4motion		1J-X-800000	01.99	PR: 1LE,1LN,1ZE,1ZH											
1.8			10.97	10.03	PR: 1LJ,1ZE,1ZQ	13.0470-7122.2	LD7122		23392 20,3 +/WK	ATE					
1.8 4motion	92		07.98	10.03	PR: 1LJ,1ZE,1ZQ										

¹⁾ + red caliper / + pinza rossa / + étrier rouge / + pinza roja

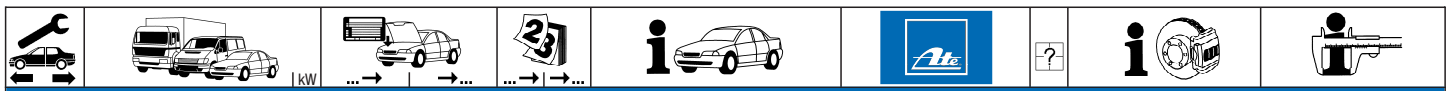


VOLKSWAGEN GOLF IV (98-05)

	1.9 TDI	96		04.01	10.03	PR: 1LJ,1ZE,1ZQ	13.0470-7122.2	LD7122		23392 20,3 +/WK	ATE
	1.9 TDI	110		09.00	10.03	PR: 1LJ,1ZE,1ZQ					
	1.9 TDI 4motion	96		04.01	10.03	PR: 1LJ,1ZE,1ZQ					
	1.9 TDI 4motion	110		09.00	10.03	PR: 1LJ,1ZE,1ZQ					
	2.3 V5		1J-Y-000001		10.03	PR: 1LJ,1ZE,1ZQ					
	2.3 V5 4motion		1J-Y-000001		10.03	PR: 1LJ,1ZE,1ZQ					
	2.8 V6 4motion		1J-Y-000001		10.03	PR: 1LJ,1ZE,1ZQ					
	1.4			10.97	10.03	PR: 1KK,1KS,1KV	13.0470-2894.2	LD2894		20961 17,4 /Zub/S	LUC
	1.6			10.97	10.03	PR: 1KK,1KS,1KV					
	1.6 FSI			01.02	10.03	PR: 1KK,1KS,1KV					
	1.8			10.97	10.03	PR: 1KK,1KS,1KV					
	1.8 4motion	92		07.98	10.03	PR: 1KE					
	1.9 SDI	50		10.97	10.03	PR: 1KK,1KS,1KV					
	1.9 TDI	66		10.97	06.01	PR: 1KK,1KS,1KV					
	1.9 TDI	74		09.00	06.05	PR: 1KK,1KS,1KV					
	1.9 TDI	81		10.97	10.03	PR: 1KK,1KS,1KV					
	1.9 TDI	85		05.99	06.01	PR: 1KK,1KS,1KV					
	1.9 TDI	96		04.01	10.03	PR: 1KK,1KS,1KV					
	1.9 TDI	110		09.00	10.03	PR: 1KK,1KS,1KV					
	1.9 TDI 4motion	66		07.98	06.01	PR: 1KE					
	1.9 TDI 4motion	74		09.00	06.05	PR: 1KE					
	1.9 TDI 4motion	85		11.99	06.01	PR: 1KE					
	1.9 TDI 4motion	96		04.01	10.03	PR: 1KE					
	1.9 TDI 4motion	110		09.00	10.03	PR: 1KE					
	2.0	85		08.98	10.03	PR: 1KK,1KS,1KV					
	2.0 4motion	85		04.00	10.03	PR: 1KE					
	2.3 V5			10.97	10.03	PR: 1KK,1KS,1KV					
	2.3 V5 4motion			11.98	10.03	PR: 1KE					
	2.8 V6 4motion			01.99	10.03	PR: 1KE					
	3.2 R32 4motion			06.02	10.03	PR: 1KE					
	1.4			10.97	10.03	PR: 1KY	13.0470-2886.2	LD2886		20961 16,2 /S	LUC
	1.6			10.97	10.03	PR: 1KY					
	1.6 FSI			01.02	10.03	PR: 1KY					
	1.8			10.97	10.03	PR: 1KY					
	1.8 T GTI	132		10.97	10.03						
	1.9 SDI	50		10.97	10.03	PR: 1KY					
	1.9 TDI	66		10.97	06.01	PR: 1KY					
	1.9 TDI	74		09.00	06.05	PR: 1KY					
	1.9 TDI	81		10.97	10.03	PR: 1KY					
	1.9 TDI	85		05.99	06.01	PR: 1KY					
	1.9 TDI	96		04.01	10.03	PR: 1KY					
	1.9 TDI	110		09.00	10.03	PR: 1KY					
	2.0	85		08.98	10.03	PR: 1KY					
	2.3 V5			10.97	10.03	PR: 1KY					
	1.8 4motion	92		07.98	10.03	PR: 1KU,2EE,2EL	13.0470-2820.2	LD2820		20961 17,6 /S	LUC
	1.9 TDI 4motion	66		07.98	06.01	PR: 1KU,2EE,2EL					
	1.9 TDI 4motion	74		09.00	06.05	PR: 1KU,2EE,2EL					
	1.9 TDI 4motion	85		11.99	06.01	PR: 1KU,2EE,2EL					
	1.9 TDI 4motion	96		04.01	10.03	PR: 1KU,2EE,2EL					
	1.9 TDI 4motion	110		09.00	10.03	PR: 1KU,2EE,2EL					
	2.0 4motion	85		04.00	10.03	PR: 1KU,2EE,2EL					
	2.3 V5 4motion			11.98	10.03	PR: 1KU,2EE,2EL					
	2.8 V6 4motion			01.99	10.03	PR: 1KU,2EE,2EL					
	3.2 R32 4motion			06.02	10.03	PR: 1KU,2EE,2EL					

VOLKSWAGEN GOLF IV Variant (99-06)

	1.4			05.99	06.06	PR: 1LR,1LS,1ZF,1ZP,1ZM	13.0470-7117.2	LD7117		23131 19,6 +/WK	VW
	1.6			05.99	06.06	PR: 1LR,1LS,1ZF,1ZP,1ZM					
	1.6 FSI			01.02	06.06	PR: 1LR,1LS,1ZF,1ZP,1ZM					
	1.8 4motion	92		05.99	06.06	PR: 1LR,1LS,1ZF,1ZP,1ZM					
	1.9 SDI			05.99	06.06	PR: 1LR,1LS,1ZF,1ZP,1ZM					
	1.9 TDI	66		05.99	06.06	PR: 1LR,1LS,1ZF,1ZP,1ZM					
	1.9 TDI	74		09.00	06.06	PR: 1LR,1LS,1ZF,1ZP,1ZM					
	1.9 TDI	81		05.99	06.06	PR: 1LR,1LS,1ZF,1ZP,1ZM					
	1.9 TDI	85		05.99	06.06	PR: 1LR,1LS,1ZF,1ZP,1ZM					
	1.9 TDI 4motion	66		05.99	06.06	PR: 1LR,1LS,1ZF,1ZP,1ZM					
	1.9 TDI 4motion	74		09.00	06.06	PR: 1LR,1LS,1ZF,1ZP,1ZM					
	2.0	85		05.99	06.06	PR: 1LR,1LS,1ZF,1ZP,1ZM	13.0470-7081.2	LD7081		21911 20,3 +	ATE
	2.3 V5		1J-X-800000	05.99		PR: 1ZE					
	2.8 V6 4motion		1J-X-800000	05.99	06.06	PR: 1ZE					
	1.8 T	110		05.00	06.06	PR: 1ZD,1ZE	13.0470-7122.2	LD7122		23392 20,3 +/WK	ATE
	1.9 TDI	96		04.01	06.06	PR: 1ZD,1ZE					
	1.9 TDI 4motion			04.01	06.06	PR: 1ZD,1ZE					
	2.3 V5		1J-Y-000001		06.06	PR: 1ZD,1ZE					
	2.3 V5 4motion		1J-Y-000001		06.06	PR: 1ZD,1ZE					
	1.4			05.99	06.06	PR: 1KE,1KP,1KT	13.0470-2894.2	LD2894		20961 17,4 /Zub/S	LUC
	1.6			05.99	06.06	PR: 1KE,1KP,1KT					
	1.6 FSI			01.02	06.06	PR: 1KE,1KP,1KT					
	1.8 4motion	92		05.99	06.06	PR: 1KE,1KP,1KT					
	1.8 T	110		05.00	06.06	PR: 1KE,1KP,1KT					
	1.9 SDI			05.99	06.06	PR: 1KE,1KP,1KT					
	1.9 TDI	66		05.99	06.06	PR: 1KE,1KP,1KT					
	1.9 TDI	74		09.00	06.06	PR: 1KE,1KP,1KT					
	1.9 TDI	81		05.99	06.06	PR: 1KE,1KP,1KT					



VOLKSWAGEN GOLF IV Variant (99-06)

	1.9 TDI	85	05.99	06.06	PR: 1KE,1KP,1KT	13.0470-2894.2	LD2894		20961 17,4 /Zub/S	LUC
	1.9 TDI	96	04.01	06.06	PR: 1KE,1KP,1KT					
	1.9 TDI 4motion		04.01	06.06	PR: 1KE,1KP,1KT					
	1.9 TDI 4motion	66	05.99	06.06	PR: 1KE,1KP,1KT					
	1.9 TDI 4motion	74	09.00	06.06	PR: 1KE,1KP,1KT					
	1.9 TDI 4motion	85	11.99	06.06	PR: 1KE,1KP,1KT					
	2.0	85	05.99	06.06	PR: 1KE,1KP,1KT					
	2.0 4motion		04.00	06.06	PR: 1KE,1KP,1KT					
	2.3 V5		05.99	06.06	PR: 1KE,1KP,1KT					
	2.3 V5 4motion		05.99	06.06	PR: 1KE,1KP,1KT					
	1.8 4motion	92	05.99	06.06	PR: 2EE,2EL	13.0470-2820.2	LD2820		20961 17,6 /S	LUC
	1.9 TDI 4motion		04.01	06.06	PR: 2EE,2EL					
	1.9 TDI 4motion	66	05.99	06.06	PR: 2EE,2EL					
	1.9 TDI 4motion	74	09.00	06.06	PR: 2EE,2EL					
	1.9 TDI 4motion	85	11.99	06.06	PR: 2EE,2EL					
	2.0 4motion		04.00	06.06	PR: 2EE,2EL					
	2.3 V5 4motion		05.99	06.06	PR: 2EE,2EL					
	2.8 V6 4motion		05.99	06.06						

VOLKSWAGEN GOLF V (03-08)

	1.4 16V		10.03	09.08	PR: 1ZF,1ZM,1ZC	13.0470-7117.2	LD7117		23131 19,6 +/-WK	VW
	1.4 FSI	66	10.03	09.08	PR: 1ZF,1ZM,1ZC					
	1.4 TSI	90	05.07	09.08	PR: 1ZF,1ZM,1ZC					
	1.4 TSI	103	05.06	09.08	PR: 1ZF,1ZM,1ZC					
	1.4 TSI	125	11.05	09.08	PR: 1ZF,1ZM,1ZC					
	1.6 16V	75	01.04	09.08	PR: 1ZF,1ZM,1ZC					
	1.6 FSI	85	10.03	09.08	PR: 1ZF,1ZM,1ZC					
	1.9 TDI	66	05.04	09.08	PR: 1ZF,1ZM,1ZC					
	1.9 TDI	77	10.03	09.08	PR: 1ZF,1ZM,1ZC					
	1.9 TDI 4motion	77	08.04	09.08	PR: 1ZF,1ZM,1ZC					
	2.0 FSI	110	10.03	09.08	PR: 1ZF,1ZM,1ZC					
	2.0 FSI 4motion	110	08.04	09.08	PR: 1ZF,1ZM,1ZC					
	2.0 GTI	147	09.04	09.08	PR: 1ZF,1ZM,1ZC					
	2.0 GTI	169	09.06	09.08	PR: 1ZF,1ZM,1ZC					
	2.0 SDI	55	01.04	09.08	PR: 1ZF,1ZM,1ZC					
	2.0 TDI	100	10.03	09.08	PR: 1ZF,1ZM,1ZC					
	2.0 TDI	103	10.03	09.08	PR: 1ZF,1ZM,1ZC					
	2.0 TDI	125	11.05	09.08	PR: 1ZF,1ZM,1ZC					
	2.0 TDI 4motion	103	08.04	09.08	PR: 1ZF,1ZM,1ZC					
	3.2 R32	184	11.05	09.08	PR: 1ZF,1ZM,1ZC					
	1.4 16V		10.03	09.08	PR: 1LJ,1LL,1LV,1ZD,1ZP,1ZE	13.0470-7184.2	LD7184		23587 20,6 +/-WK	ATE
	1.4 FSI	66	10.03	09.08	PR: 1LJ,1LL,1LV,1ZD,1ZP,1ZE					
	1.4 TSI	90	05.07	09.08	PR: 1LJ,1LL,1LV,1ZD,1ZP,1ZE					
	1.4 TSI	103	05.06	09.08	PR: 1LJ,1LL,1LV,1ZD,1ZP,1ZE					
	1.4 TSI	125	11.05	09.08	PR: 1LJ,1LL,1LV,1ZD,1ZP,1ZE					
	1.6 16V	75	01.04	09.08	PR: 1LJ,1LL,1LV,1ZD,1ZP,1ZE					
	1.6 FSI	85	10.03	09.08	PR: 1LJ,1LL,1LV,1ZD,1ZP,1ZE					
	1.9 TDI	66	05.04	09.08	PR: 1LJ,1LL,1LV,1ZD,1ZP,1ZE					
	1.9 TDI	77	10.03	09.08	PR: 1LJ,1LL,1LV,1ZD,1ZP,1ZE					
	1.9 TDI 4motion	77	08.04	09.08	PR: 1LJ,1LL,1LV,1ZD,1ZP,1ZE					
	2.0 FSI	110	10.03	09.08	PR: 1LJ,1LL,1LV,1ZD,1ZP,1ZE					
	2.0 FSI 4motion	110	08.04	09.08	PR: 1LJ,1LL,1LV,1ZD,1ZP,1ZE					
	2.0 GTI	147	09.04	09.08	PR: 1LJ,1LL,1LV,1ZD,1ZP,1ZE					
	2.0 GTI	169	09.06	09.08	PR: 1LJ,1LL,1LV,1ZD,1ZP,1ZE					
	2.0 SDI	55	01.04	09.08	PR: 1LJ,1LL,1LV,1ZD,1ZP,1ZE					
	2.0 TDI	100	10.03	09.08	PR: 1LJ,1LL,1LV,1ZD,1ZP,1ZE					
	2.0 TDI	103	10.03	09.08	PR: 1LJ,1LL,1LV,1ZD,1ZP,1ZE					
	2.0 TDI	125	11.05	09.08	PR: 1LJ,1LL,1LV,1ZD,1ZP,1ZE					
	2.0 TDI 4motion	103	08.04	09.08	PR: 1LJ,1LL,1LV,1ZD,1ZP,1ZE					
	3.2 R32	184	11.05	09.08	PR: 1LJ,1LL,1LV,1ZD,1ZP,1ZE					
	1.4 16V		10.03	09.08	PR: 1LK,1LM	13.0470-7200.2	LD7200		23801 20,3 +/-WK	ATE
	1.4 FSI	66	10.03	09.08	PR: 1LK,1LM					
	1.4 TSI	90	05.07	09.08	PR: 1LK,1LM					
	1.4 TSI	103	05.06	09.08	PR: 1LK,1LM					
	1.4 TSI	125	11.05	09.08	PR: 1LK,1LM					
	1.6 16V	75	01.04	09.08	PR: 1LK,1LM					
	1.6 FSI	85	10.03	09.08	PR: 1LK,1LM					
	1.9 TDI	66	05.04	09.08	PR: 1LK,1LM					
	1.9 TDI	77	10.03	09.08	PR: 1LK,1LM					
	1.9 TDI 4motion	77	08.04	09.08	PR: 1LK,1LM					
	2.0 FSI	110	10.03	09.08	PR: 1LK,1LM					
	2.0 FSI 4motion	110	08.04	09.08	PR: 1LK,1LM					
	2.0 GTI	147	09.04	09.08	PR: 1LK,1LM					
	2.0 GTI	169	09.06	09.08	PR: 1LK,1LM					
	2.0 SDI	55	01.04	09.08	PR: 1LK,1LM					
	2.0 TDI	100	10.03	09.08	PR: 1LK,1LM					
	2.0 TDI	103	10.03	09.08	PR: 1LK,1LM					
	2.0 TDI	125	11.05	09.08	PR: 1LK,1LM					
	2.0 TDI 4motion	103	08.04	09.08	PR: 1LK,1LM					
	3.2 R32	184	11.05	09.08	PR: 1LK,1LM					
	1.4 16V		10.03	09.08	PR: 1KD,1KQ	13.0470-2820.2	LD2820		20961 17,6 /S	LUC
	1.4 FSI	66	10.03	09.08	PR: 1KD,1KQ					
	1.4 TSI	90	05.07	09.08	PR: 1KD,1KQ					
	1.4 TSI	103	05.06	09.08	PR: 1KD,1KQ					
	1.4 TSI	125	11.05	09.08	PR: 1KD,1KQ					
	1.6 16V	75	01.04	09.08	PR: 1KD,1KQ					
	1.6 FSI	85	10.03	09.08	PR: 1KD,1KQ					






VOLKSWAGEN GOLF V (03-08)

	1.9 TDI	66	05.04	09.08	PR: 1KD,1KQ	13.0470-2820.2	LD2820	20961 17,6 /S	LUC
	1.9 TDI	77	10.03	09.08	PR: 1KD,1KQ				
	2.0 FSI	110	10.03	09.08	PR: 1KD,1KQ				
	2.0 GTI	147	09.04	09.08	PR: 1KD,1KQ				
	2.0 GTI	169	09.06	09.08	PR: 1KD,1KQ				
	2.0 SDI	55	01.04	09.08	PR: 1KD,1KQ				
	2.0 TDI	100	10.03	09.08	PR: 1KD,1KQ				
	2.0 TDI	103	10.03	09.08	PR: 1KD,1KQ				
	2.0 TDI	125	11.05	09.08	PR: 1KD,1KQ				
	1.4 16V	66	10.03	09.08	PR: 1KY,1KZ,1KF,1KE,2EL	13.0470-2880.2	LD2880	23914 17,1 /WE/Zub/S	LUC
	1.4 FSI	90	05.07	09.08	PR: 1KY,1KZ,1KF,1KE,2EL				
	1.4 TSI	103	05.06	09.08	PR: 1KY,1KZ,1KF,1KE,2EL				
	1.4 TSI	125	11.05	09.08	PR: 1KY,1KZ,1KF,1KE,2EL				
	1.6 16V	75	01.04	09.08	PR: 1KY,1KZ,1KF,1KE,2EL				
	1.6 FSI	85	10.03	09.08	PR: 1KY,1KZ,1KF,1KE,2EL				
	1.9 TDI	66	05.04	09.08	PR: 1KY,1KZ,1KF,1KE,2EL				
	1.9 TDI	77	10.03	09.08	PR: 1KY,1KZ,1KF,1KE,2EL				
	1.9 TDI 4motion	77	08.04	09.08	PR: 1KY,1KZ,1KF,1KE,2EL				
	2.0 FSI	110	10.03	09.08	PR: 1KY,1KZ,1KF,1KE,2EL				
	2.0 FSI 4motion	110	08.04	09.08	PR: 1KY,1KZ,1KF,1KE,2EL				
	2.0 GTI	147	09.04	09.08	PR: 1KY,1KZ,1KF,1KE,2EL				
	2.0 GTI	169	09.06	09.08	PR: 1KY,1KZ,1KF,1KE,2EL				
	2.0 SDI	55	01.04	09.08	PR: 1KY,1KZ,1KF,1KE,2EL				
	2.0 TDI	100	10.03	09.08	PR: 1KY,1KZ,1KF,1KE,2EL				
	2.0 TDI	103	10.03	09.08	PR: 1KY,1KZ,1KF,1KE,2EL				
	2.0 TDI 4motion	103	08.04	09.08	PR: 1KY,1KZ,1KF,1KE,2EL				
	3.2 R32	184	11.05	09.08	PR: 1KY,1KZ,1KF,1KE,2EL				
	1.4 16V	66	10.03	09.08	PR: 1KV	13.0470-2749.2	LD2749	24483 16,9 /Zub/S	LUC
	1.4 FSI	90	05.07	09.08	PR: 1KV				
	1.4 TSI	103	05.06	09.08	PR: 1KV				
	1.4 TSI	125	11.05	09.08	PR: 1KV				
	1.6 16V	75	01.04	09.08	PR: 1KV				
	1.6 FSI	85	10.03	09.08	PR: 1KV				
	1.9 TDI	66	05.04	09.08	PR: 1KV				
	1.9 TDI	77	10.03	09.08	PR: 1KV				
	1.9 TDI 4motion	77	08.04	09.08	PR: 1KV				
	2.0 FSI	110	10.03	09.08	PR: 1KV				
	2.0 FSI 4motion	110	08.04	09.08	PR: 1KV				
	2.0 GTI	147	09.04	09.08	PR: 1KV				
	2.0 GTI	169	09.06	09.08	PR: 1KV				
	2.0 SDI	55	01.04	09.08	PR: 1KV				
	2.0 TDI	100	10.03	09.08	PR: 1KV				
	2.0 TDI	103	10.03	09.08	PR: 1KV				
	2.0 TDI 4motion	103	08.04	09.08	PR: 1KV				
	3.2 R32	184	11.05	09.08	PR: 1KV				

VOLKSWAGEN GOLF V Variant (07-09)

	1.4	59	06.07	06.09	PR: 1ZM	13.0470-7117.2	LD7117	23131 19,6 +/WK	VW
	1.4 TSI	90	06.07	06.09	PR: 1ZM				
	1.4 TSI	103	05.07	06.09	PR: 1ZM				
	1.4 TSI	118	07.08	06.09	PR: 1ZM				
	1.4 TSI	125	05.07	06.09	PR: 1ZM				
	1.6	75	05.07	06.09	PR: 1ZM				
	1.9 TDI	77	05.07	06.09	PR: 1ZM				
	1.9 TDI 4motion	77	12.07	06.09	PR: 1ZM				
	2.0	147	06.07	06.09	PR: 1ZM				
2.0 TDI	147	05.07	06.09	PR: 1ZM					
	1.4	59	06.07	06.09	PR: 1LJ,1ZD,1ZE,1ZP	13.0470-7184.2	LD7184	23587 20,6 +/WK	ATE
	1.4 TSI	90	06.07	06.09	PR: 1LJ,1ZD,1ZE,1ZP				
	1.4 TSI	103	05.07	06.09	PR: 1LJ,1ZD,1ZE,1ZP				
	1.4 TSI	118	07.08	06.09	PR: 1LJ,1ZD,1ZE,1ZP				
	1.4 TSI	125	05.07	06.09	PR: 1LJ,1ZD,1ZE,1ZP				
	1.6	75	05.07	06.09	PR: 1LJ,1ZD,1ZE,1ZP				
	1.9 TDI	77	05.07	06.09	PR: 1LJ,1ZD,1ZE,1ZP				
	1.9 TDI 4motion	77	12.07	06.09	PR: 1LJ,1ZD,1ZE,1ZP				
	2.0	147	06.07	06.09	PR: 1LJ,1ZD,1ZE,1ZP				
2.0 TDI	147	05.07	06.09	PR: 1LJ,1ZD,1ZE,1ZP					
	1.4	59	06.07	06.09	PR: 1KE,1KF,1KJ	13.0470-2880.2	LD2880	23914 17,1 /WE/Zub/S	LUC
	1.4 TSI	90	06.07	06.09	PR: 1KE,1KF,1KJ				
	1.4 TSI	103	05.07	06.09	PR: 1KE,1KF,1KJ				
	1.4 TSI	118	07.08	06.09	PR: 1KE,1KF,1KJ				
	1.4 TSI	125	05.07	06.09	PR: 1KE,1KF,1KJ				
	1.6	75	05.07	06.09	PR: 1KE,1KF,1KJ				
	1.9 TDI	77	05.07	06.09	PR: 1KE,1KF,1KJ				
	1.9 TDI 4motion	77	12.07	06.09	PR: 1KE,1KF,1KJ				
	2.0	147	06.07	06.09	PR: 1KE,1KF,1KJ				
2.0 TDI	147	05.07	06.09	PR: 1KE,1KF,1KJ					
	1.4	59	06.07	06.09	PR: 1KV	13.0470-2749.2	LD2749	24483 16,9 /Zub/S	LUC
	1.4 TSI	90	06.07	06.09	PR: 1KV				
	1.4 TSI	103	05.07	06.09	PR: 1KV				
	1.4 TSI	118	07.08	06.09	PR: 1KV				
	1.4 TSI	125	05.07	06.09	PR: 1KV				
	1.6	75	05.07	06.09	PR: 1KV				
	1.9 TDI	77	05.07	06.09	PR: 1KV				
	1.9 TDI 4motion	77	12.07	06.09	PR: 1KV				
	2.0	147	06.07	06.09	PR: 1KV				

VOLKSWAGEN GOLF V Variant (07-09)									
	2.0 2.0 TDI	147	06.07 05.07	06.09 06.09	PR: 1KV PR: 1KV	13.0470-2749.2	LD2749	24483 16,9 /Zub/S	LUC
VOLKSWAGEN GOLF VI (08-)									
	1.2 TSI 1.4 1.4 TSI 1.4 TSI 1.6 1.6 BiFuel 1.6 TDI 1.6 TDI 1.8 TSI 2.0 GTi 2.0 R 4motion 2.0 TDI 2.0 TDI 2.0 TDI 2.0 TDI 2.0 TDI 4motion	59 90 118 75 75 66 77 118	05.09 10.08 10.08 10.08 10.08 03.09 02.09 02.09 06.09 04.09 11.09 10.08 10.08 10.08 04.09 10.08	PR: 1ZF PR: 1ZF PR: 1ZF PR: 1ZF PR: 1ZF PR: 1ZF PR: 1ZF PR: 1ZF PR: 1ZF PR: 1ZF PR: 1ZF PR: 1ZF PR: 1ZF PR: 1ZF PR: 1ZF PR: 1ZF	13.0470-7117.2	LD7117	23131 19,6 +/WK	VW	
	1.2 TSI 1.4 1.4 TSI 1.4 TSI 1.6 1.6 BiFuel 1.6 TDI 1.6 TDI 1.8 TSI 2.0 GTi 2.0 R 4motion 2.0 TDI 2.0 TDI 2.0 TDI 2.0 TDI 2.0 TDI 4motion	59 90 118 75 75 66 77 118	05.09 10.08 10.08 10.08 10.08 03.09 02.09 02.09 06.09 04.09 11.09 10.08 10.08 10.08 04.09 10.08	PR: 1ZA,1ZB,1ZD,1ZE,1ZP,1LJ,1LL PR: 1ZA,1ZB,1ZD,1ZE,1ZP,1LJ,1LL PR: 1ZA,1ZB,1ZD,1ZE,1ZP,1LJ,1LL PR: 1ZA,1ZB,1ZD,1ZE,1ZP,1LJ,1LL PR: 1ZA,1ZB,1ZD,1ZE,1ZP,1LJ,1LL PR: 1ZA,1ZB,1ZD,1ZE,1ZP,1LJ,1LL PR: 1ZA,1ZB,1ZD,1ZE,1ZP,1LJ,1LL PR: 1ZA,1ZB,1ZD,1ZE,1ZP,1LJ,1LL PR: 1ZA,1ZB,1ZD,1ZE,1ZP,1LJ,1LL PR: 1ZA,1ZB,1ZD,1ZE,1ZP,1LJ,1LL PR: 1ZA,1ZB,1ZD,1ZE,1ZP,1LJ,1LL PR: 1ZA,1ZB,1ZD,1ZE,1ZP,1LJ,1LL PR: 1ZA,1ZB,1ZD,1ZE,1ZP,1LJ,1LL PR: 1ZA,1ZB,1ZD,1ZE,1ZP,1LJ,1LL PR: 1ZA,1ZB,1ZD,1ZE,1ZP,1LJ,1LL PR: 1ZA,1ZB,1ZD,1ZE,1ZP,1LJ,1LL	13.0470-7184.2	LD7184	23587 20,6 +/WK	ATE	
	1.2 TSI 1.4 1.4 TSI 1.4 TSI 1.6 1.6 BiFuel 1.6 TDI 1.6 TDI 1.8 TSI 2.0 GTi 2.0 R 4motion 2.0 TDI 2.0 TDI 2.0 TDI 2.0 TDI 2.0 TDI 4motion	59 90 118 75 75 66 77 118	05.09 10.08 10.08 10.08 10.08 03.09 02.09 02.09 06.09 04.09 11.09 10.08 10.08 10.08 04.09 10.08	PR: 1LM PR: 1LM PR: 1LM PR: 1LM PR: 1LM PR: 1LM PR: 1LM PR: 1LM PR: 1LM PR: 1LM PR: 1LM PR: 1LM PR: 1LM PR: 1LM PR: 1LM	13.0470-7200.2	LD7200	23801 20,3 +/WK	ATE	
	1.2 TSI 1.4 1.4 TSI 1.4 TSI 1.6 1.6 BiFuel 1.6 TDI 1.6 TDI 1.8 TSI 2.0 GTi 2.0 R 4motion 2.0 TDI 2.0 TDI 2.0 TDI 2.0 TDI 2.0 TDI 4motion	59 90 118 75 75 66 77 118	05.09 10.08 10.08 10.08 10.08 03.09 02.09 02.09 06.09 04.09 11.09 10.08 10.08 10.08 04.09 10.08	PR: 1ZK PR: 1ZK PR: 1ZK PR: 1ZK PR: 1ZK PR: 1ZK PR: 1ZK PR: 1ZK PR: 1ZK PR: 1ZK PR: 1ZK PR: 1ZK PR: 1ZK PR: 1ZK PR: 1ZK	13.0470-7227.2	LD7227	23801 20,4 +/WK	ATE	
	1.2 TSI 1.4 1.4 TSI 1.4 TSI 1.6 1.6 BiFuel 1.6 TDI 1.6 TDI 1.8 TSI 2.0 GTi 2.0 TDI 2.0 TDI 2.0 TDI 2.0 TDI	59 90 118 75 75 66 77 118	05.09 10.08 10.08 10.08 10.08 03.09 02.09 02.09 06.09 04.09 10.08 10.08 10.08 10.08	PR: 1KD PR: 1KD PR: 1KD PR: 1KD PR: 1KD PR: 1KD PR: 1KD PR: 1KD PR: 1KD PR: 1KD PR: 1KD PR: 1KD PR: 1KD	13.0470-2820.2	LD2820	20961 17,6 /S	LUC	
	1.2 TSI 1.4 1.4 TSI 1.4 TSI	59 90 118	05.09 10.08 10.08 10.08	PR: 1KF,1KY,1KZ,1KE,1KV PR: 1KF,1KY,1KZ,1KE,1KV PR: 1KF,1KY,1KZ,1KE,1KV PR: 1KF,1KY,1KZ,1KE,1KV	13.0470-2880.2	LD2880	23914 17,1 /WE/Zub/S	LUC	





VOLKSWAGEN GOLF VI (08-)

	1.6	75	10.08	PR: 1KF,1KY,1KZ,1KE,1KV	13.0470-2880.2	LD2880		23914 17,1 /WE/Zub/S	LUC					
	1.6 BiFuel	75	03.09	PR: 1KF,1KY,1KZ,1KE,1KV										
	1.6 TDI	66	02.09	PR: 1KF,1KY,1KZ,1KE,1KV										
	1.6 TDI	77	02.09	PR: 1KF,1KY,1KZ,1KE,1KV										
	1.8 TSI	118	06.09	PR: 1KF,1KY,1KZ,1KE,1KV										
	2.0 GTi		04.09	PR: 1KF,1KY,1KZ,1KE,1KV										
	2.0 R 4motion		11.09	PR: 1KF,1KY,1KZ,1KE,1KV,1KW,2EL										
	2.0 TDI	81	10.08	PR: 1KF,1KY,1KZ,1KE,1KV										
	2.0 TDI	100	10.08	PR: 1KF,1KY,1KZ,1KE,1KV										
	2.0 TDI	103	10.08	PR: 1KF,1KY,1KZ,1KE,1KV										
	2.0 TDI	125	04.09	PR: 1KF,1KY,1KZ,1KE,1KV										
	2.0 TDI 4motion	103	10.08	PR: 1KF,1KY,1KZ,1KE,1KV,1KW,2EL										
	1.2 TSI		05.09	PR: 1KS,1KT						13.0470-3858.2	LD3858		24563 17,7 /Zub/S	BOS
	1.4	59	10.08	PR: 1KS,1KT										
	1.4 TSI	90	10.08	PR: 1KS,1KT										
	1.4 TSI	118	10.08	PR: 1KS,1KT										
	1.6	75	10.08	PR: 1KS,1KT										
	1.6 BiFuel	75	03.09	PR: 1KS,1KT										
1.6 TDI	66	02.09	PR: 1KS,1KT											
1.6 TDI	77	02.09	PR: 1KS,1KT											
1.8 TSI	118	06.09	PR: 1KS,1KT											
2.0 GTi		04.09	PR: 1KS,1KT											
2.0 R 4motion		11.09	PR: 1KS,1KT											
2.0 TDI	81	10.08	PR: 1KS,1KT											
2.0 TDI	100	10.08	PR: 1KS,1KT											
2.0 TDI	103	10.08	PR: 1KS,1KT											
2.0 TDI	125	04.09	PR: 1KS,1KT											
2.0 TDI 4motion	103	10.08	PR: 1KS,1KT											

VOLKSWAGEN GOLF VI Variant (09-)

	1.2 TSI		08.09	PR: 1ZM	13.0470-7117.2	LD7117		23131 19,6 +/WK	VW
	1.4	59	07.09	PR: 1ZM					
	1.4 TSI	90	07.09	PR: 1ZM					
	1.4 TSI	118	07.09	PR: 1ZM					
	1.6	75	07.09	PR: 1ZM					
	1.6 MultiFuel	75	07.09	PR: 1ZM					
	1.6 TDI		07.09	PR: 1ZM					
	1.6 TDI 4motion	77	07.09	PR: 1ZM					
	2.0	147	07.09	PR: 1ZM					
	2.0 TDI		07.09	PR: 1ZM					
	1.2 TSI		08.09	PR: 1ZA,1ZD,1ZE,1ZP,1LJ	13.0470-7184.2	LD7184		23587 20,6 +/WK	ATE
	1.4	59	07.09	PR: 1ZA,1ZD,1ZE,1ZP,1LJ					
	1.4 TSI	90	07.09	PR: 1ZA,1ZD,1ZE,1ZP,1LJ					
	1.4 TSI	118	07.09	PR: 1ZA,1ZD,1ZE,1ZP,1LJ					
	1.6	75	07.09	PR: 1ZA,1ZD,1ZE,1ZP,1LJ					
	1.6 MultiFuel	75	07.09	PR: 1ZA,1ZD,1ZE,1ZP,1LJ					
	1.6 TDI		07.09	PR: 1ZA,1ZD,1ZE,1ZP,1LJ					
	1.6 TDI 4motion	77	07.09	PR: 1ZA,1ZD,1ZE,1ZP,1LJ					
	2.0	147	07.09	PR: 1ZA,1ZD,1ZE,1ZP,1LJ					
	2.0 TDI		07.09	PR: 1ZA,1ZD,1ZE,1ZP,1LJ					
	1.2 TSI		08.09	PR: 1KS	13.0470-3858.2	LD3858		24563 17,7 /Zub/S	BOS
	1.4	59	07.09	PR: 1KS					
	1.4 TSI	90	07.09	PR: 1KS					
	1.4 TSI	118	07.09	PR: 1KS					
	1.6	75	07.09	PR: 1KS					
	1.6 MultiFuel	75	07.09	PR: 1KS					
	1.6 TDI		07.09	PR: 1KS					
	1.6 TDI 4motion	77	07.09	PR: 1KS					
	2.0	147	07.09	PR: 1KS					
	2.0 TDI		07.09	PR: 1KS					
	1.2 TSI		08.09	PR: 1KE,1KF,1KJ	13.0470-2880.2	LD2880		23914 17,1 /WE/Zub/S	LUC
	1.4	59	07.09	PR: 1KE,1KF,1KJ					
	1.4 TSI	90	07.09	PR: 1KE,1KF,1KJ					
	1.4 TSI	118	07.09	PR: 1KE,1KF,1KJ					
	1.6	75	07.09	PR: 1KE,1KF,1KJ					
	1.6 MultiFuel	75	07.09	PR: 1KE,1KF,1KJ					
	1.6 TDI		07.09	PR: 1KE,1KF,1KJ					
	1.6 TDI 4motion	77	07.09	PR: 1KE,1KF,1KJ					
	2.0	147	07.09	PR: 1KE,1KF,1KJ					
	2.0 TDI		07.09	PR: 1KE,1KF,1KJ					

VOLKSWAGEN GOLF VI Cabriolet (11-)

	1.2 TSI	77	06.11	PR: 1ZE,1ZD,1ZP,1ZA,1ZB	13.0470-7184.2	LD7184		23587 20,6 +/WK	ATE					
	1.4 TSI	90	06.11	PR: 1ZE,1ZD,1ZP,1ZA,1ZB										
	1.4 TSI	118	06.11	PR: 1ZE,1ZD,1ZP,1ZA,1ZB										
	1.6 TDI	77	06.11	PR: 1ZE,1ZD,1ZP,1ZA,1ZB										
	2.0 R	195	01.13	PR: 1ZE,1ZD,1ZP,1ZA,1ZB										
	2.0 TDI	103	06.11	PR: 1ZE,1ZD,1ZP,1ZA,1ZB										
	2.0 TSI	155	06.11	PR: 1ZE,1ZD,1ZP,1ZA,1ZB										
	1.2 TSI	77	06.11	PR: 1ZK						13.0470-7227.2	LD7227		23801 20,4 +/WK	ATE
	1.4 TSI	90	06.11	PR: 1ZK										
	1.4 TSI	118	06.11	PR: 1ZK										
1.6 TDI	77	06.11	PR: 1ZK											
2.0 R	195	01.13	PR: 1ZK											
2.0 TDI	103	06.11	PR: 1ZK											
2.0 TSI	155	06.11	PR: 1ZK											



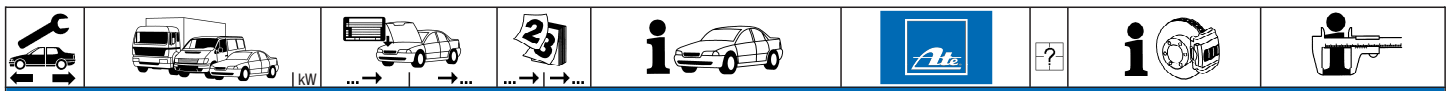
VOLKSWAGEN GOLF VI Cabriolet (11-)

	1.2 TSI	77	06.11	PR: 1KS,1KT	13.0470-3858.2	LD3858	24563 17,7 /Zub/S	BOS
	1.4 TSI	90	06.11	PR: 1KS,1KT				
	1.4 TSI	118	06.11	PR: 1KS,1KT				
	1.6 TDI	77	06.11	PR: 1KS,1KT				
	2.0 R	195	01.13	PR: 1KS,1KT				
	2.0 TDI	103	06.11	PR: 1KS,1KT				
	2.0 TSI	155	06.11	PR: 1KS,1KT				
	1.2 TSI	77	06.11	PR: 1KD	13.0470-2820.2	LD2820	20961 17,6 /S	LUC
	1.4 TSI	90	06.11	PR: 1KD				
	1.4 TSI	118	06.11	PR: 1KD				
	1.6 TDI	77	06.11	PR: 1KD				
	2.0 R	195	01.13	PR: 1KD				
	2.0 TDI	103	06.11	PR: 1KD				
	2.0 TSI	155	06.11	PR: 1KD				
	1.2 TSI	77	06.11	PR: 1KW	13.0470-2880.2	LD2880	23914 17,1 /WE/Zub/S	LUC
	1.4 TSI	90	06.11	PR: 1KW				
	1.4 TSI	118	06.11	PR: 1KW				
	1.6 TDI	77	06.11	PR: 1KW				
2.0 R	195	01.13	PR: 1KW					
2.0 TDI	103	06.11	PR: 1KW					
2.0 TSI	155	06.11	PR: 1KW					

VOLKSWAGEN GOLF Plus (05-14)

	1.2 TSI		08.09	01.14 PR: 1ZF,1ZM	13.0470-7117.2	LD7117	23131 19,6 +/-WK	VW
	1.4 16V		01.05	01.14 PR: 1ZF,1ZM				
	1.4 FSI	66	07.05	01.14 PR: 1ZF,1ZM				
	1.4 TSI	90	06.07	01.14 PR: 1ZF,1ZM				
	1.4 TSI	103	05.06	01.14 PR: 1ZF,1ZM				
	1.4 TSI	118	06.08	01.14 PR: 1ZF,1ZM				
	1.4 TSI	125	05.06	01.14 PR: 1ZF,1ZM				
	1.6	75	05.05	01.14 PR: 1ZF,1ZM				
	1.6 BiFuel	75	05.09	01.14 PR: 1ZF,1ZM				
	1.6 FSI	85	01.05	01.14 PR: 1ZF,1ZM				
	1.6 TDI		02.09	01.14 PR: 1ZF,1ZM				
	1.9 TDI	66	05.05	01.14 PR: 1ZF,1ZM				
	1.9 TDI	77	01.05	01.14 PR: 1ZF,1ZM				
	2.0 FSI	110	05.05	01.14 PR: 1ZF,1ZM				
	2.0 TDI		05.05	01.14 PR: 1ZF,1ZM				
	2.0 TDI	81	01.09	01.14 PR: 1ZF,1ZM				
	2.0 TDI	103	01.05	01.14 PR: 1ZF,1ZM				
	1.2 TSI		08.09	01.14 PR: 1ZA,1ZP,1ZE,1LJ	13.0470-7184.2	LD7184	23587 20,6 +/-WK	ATE
	1.4 16V		01.05	01.14 PR: 1ZA,1ZP,1ZE,1LJ				
	1.4 FSI	66	07.05	01.14 PR: 1ZA,1ZP,1ZE,1LJ				
	1.4 TSI	90	06.07	01.14 PR: 1ZA,1ZP,1ZE,1LJ				
	1.4 TSI	103	05.06	01.14 PR: 1ZA,1ZP,1ZE,1LJ				
	1.4 TSI	118	06.08	01.14 PR: 1ZA,1ZP,1ZE,1LJ				
	1.4 TSI	125	05.06	01.14 PR: 1ZA,1ZP,1ZE,1LJ				
	1.6	75	05.05	01.14 PR: 1ZA,1ZP,1ZE,1LJ				
	1.6 BiFuel	75	05.09	01.14 PR: 1ZA,1ZP,1ZE,1LJ				
	1.6 FSI	85	01.05	01.14 PR: 1ZA,1ZP,1ZE,1LJ				
	1.6 TDI		02.09	01.14 PR: 1ZA,1ZP,1ZE,1LJ				
	1.9 TDI	66	05.05	01.14 PR: 1ZA,1ZP,1ZE,1LJ				
	1.9 TDI	77	01.05	01.14 PR: 1ZA,1ZP,1ZE,1LJ				
2.0 FSI	110	05.05	01.14 PR: 1ZA,1ZP,1ZE,1LJ					
2.0 TDI		05.05	01.14 PR: 1ZA,1ZP,1ZE,1LJ					
2.0 TDI	81	01.09	01.14 PR: 1ZA,1ZP,1ZE,1LJ					
2.0 TDI	103	01.05	01.14 PR: 1ZA,1ZP,1ZE,1LJ					
1.4 16V		01.05	01.14 PR: 1KD	13.0470-2820.2	LD2820	20961 17,6 /S	LUC	
1.4 FSI	66	07.05	01.14 PR: 1KD					
1.4 TSI	90	06.07	01.14 PR: 1KD					
1.4 TSI	103	05.06	01.14 PR: 1KD					
1.4 TSI	118	06.08	01.14 PR: 1KD					
1.4 TSI	125	05.06	01.14 PR: 1KD					
1.6	75	05.05	01.14 PR: 1KD					
1.6 BiFuel	75	05.09	01.14 PR: 1KD					
1.6 BiFuel	75	05.09	01.14 PR: 1KD					
1.6 FSI	85	01.05	01.14 PR: 1KD					
1.6 TDI		02.09	01.14 PR: 1KD					
1.6 TDI		02.09	01.14 PR: 1KD					
1.9 TDI	66	05.05	01.14 PR: 1KD					
1.9 TDI	77	01.05	01.14 PR: 1KD					
2.0 FSI	110	05.05	01.14 PR: 1KD					
2.0 TDI		05.05	01.14 PR: 1KD					
2.0 TDI	81	01.09	01.14 PR: 1KD					
2.0 TDI	103	01.05	01.14 PR: 1KD					
1.2 TSI		08.09	01.14 PR: 1KE,1KZ	13.0470-2880.2	LD2880	23914 17,1 /WE/Zub/S	LUC	
1.4 16V		01.05	01.14 PR: 1KE,1KZ					
1.4 FSI	66	07.05	01.14 PR: 1KE,1KZ					
1.4 TSI	90	06.07	01.14 PR: 1KE,1KZ					
1.4 TSI	103	05.06	01.14 PR: 1KE,1KZ					
1.4 TSI	118	06.08	01.14 PR: 1KE,1KZ					
1.4 TSI	125	05.06	01.14 PR: 1KE,1KZ					
1.6	75	05.05	01.14 PR: 1KE,1KZ					
1.6 BiFuel	75	05.09	01.14 PR: 1KE,1KZ					
1.6 FSI	85	01.05	01.14 PR: 1KE,1KZ					
1.6 TDI		02.09	01.14 PR: 1KE,1KZ					
1.9 TDI	66	05.05	01.14 PR: 1KE,1KZ					





VOLKSWAGEN GOLF Plus (05-14)

	1.9 TDI 2.0 FSI 2.0 TDI 2.0 TDI	77 110 81 103	01.05 05.05 05.05 01.09 01.05	01.14 01.14 01.14 01.14 01.14	PR: 1KE,1KZ PR: 1KE,1KZ PR: 1KE,1KZ PR: 1KE,1KZ PR: 1KE,1KZ	13.0470-2880.2	LD2880		23914 17,1 /WE/Zub/S	LUC
--	--	------------------------	---	---	---	----------------	--------	--	----------------------	-----

VOLKSWAGEN JETTA V (05-10)

	1.4 TSI 1.4 TSI 1.4 TSI 1.4 TSI 1.6 FSI 1.6 i 16V 1.6 TDI 1.9 TDI 2.0 FSI 2.0 TDI 2.0 TDI 2.0 TDI 2.0 TFSI 2.5 FSI	90 103 118 125 85 75 75 77 110 100 103 125	05.07 06.06 07.08 06.06 08.05 08.05 06.09 08.05 08.05 09.05 08.05 06.06 10.05 07.08	10.10 10.10 10.10 10.10 10.10 10.10 10.10 10.10 10.10 10.10 10.10 10.10 10.10 10.10 10.10	PR: 12M PR: 12M PR: 12M PR: 12M PR: 12M PR: 12M PR: 12M PR: 12M PR: 12M PR: 12M PR: 12M PR: 12M PR: 12M PR: 12M	13.0470-7117.2	LD7117		23131 19,6 +/WK	VW
--	---	---	--	---	--	----------------	--------	--	-----------------	----

	1.4 TSI 1.4 TSI 1.4 TSI 1.4 TSI 1.6 FSI 1.6 i 16V 1.6 TDI 1.9 TDI 2.0 FSI 2.0 TDI 2.0 TDI 2.0 TDI 2.0 TFSI 2.5 FSI	90 103 118 125 85 75 77 110 100 103 125	05.07 06.06 07.08 06.06 08.05 08.05 06.09 08.05 08.05 09.05 08.05 06.06 10.05 07.08	10.10 10.10 10.10 10.10 10.10 10.10 10.10 10.10 10.10 10.10 10.10 10.10 10.10 10.10	PR: 1ZE,1ZP,1ZD,1LJ PR: 1ZE,1ZP,1ZD,1LJ PR: 1ZE,1ZP,1ZD,1LJ PR: 1ZE,1ZP,1ZD,1LJ PR: 1ZE,1ZP,1ZD,1LJ PR: 1ZE,1ZP,1ZD,1LJ PR: 1ZE,1ZP,1ZD,1LJ PR: 1ZE,1ZP,1ZD,1LJ PR: 1ZE,1ZP,1ZD,1LJ PR: 1ZE,1ZP,1ZD,1LJ PR: 1ZE,1ZP,1ZD,1LJ PR: 1ZE,1ZP,1ZD,1LJ PR: 1ZE,1ZP,1ZD,1LJ PR: 1ZE,1ZP,1ZD,1LJ	13.0470-7184.2	LD7184		23587 20,6 +/WK	ATE
--	---	---	--	--	--	----------------	--------	--	-----------------	-----

	1.4 TSI 1.4 TSI 1.4 TSI 1.4 TSI 1.6 FSI 1.6 i 16V 1.6 TDI 1.9 TDI 2.0 FSI 2.0 TDI 2.0 TDI 2.0 TDI 2.0 TFSI 2.5 FSI	90 103 118 125 85 75 77 110 100 103 125	05.07 06.06 07.08 06.06 08.05 08.05 06.09 08.05 08.05 09.05 08.05 06.06 10.05 07.08	10.10 10.10 10.10 10.10 10.10 10.10 10.10 10.10 10.10 10.10 10.10 10.10 10.10 10.10	PR: 1KE,1KF,1KJ,1KV PR: 1KE,1KF,1KJ,1KV PR: 1KE,1KF,1KJ,1KV PR: 1KE,1KF,1KJ,1KV PR: 1KE,1KF,1KJ,1KV PR: 1KE,1KF,1KJ,1KV PR: 1KE,1KF,1KJ,1KV PR: 1KE,1KF,1KJ,1KV PR: 1KE,1KF,1KJ,1KV PR: 1KE,1KF,1KJ,1KV PR: 1KE,1KF,1KJ,1KV PR: 1KE,1KF,1KJ,1KV PR: 1KE,1KF,1KJ,1KV PR: 1KE,1KF,1KJ,1KV	13.0470-2880.2	LD2880		23914 17,1 /WE/Zub/S	LUC
--	---	---	--	--	--	----------------	--------	--	----------------------	-----

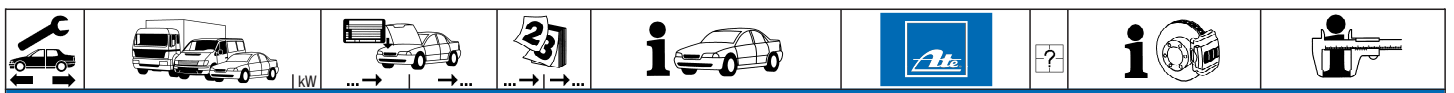
VOLKSWAGEN JETTA VI (11-)

	1.2 TSI 1.4 TSI 1.4 TSI 1.4 TSI 1.4 TSI 1.4 TSI Hybrid 1.6 1.6 TDI 1.8 TSI 2.0 TDI 2.0 TDI 2.0 TDI 2.0 TSI 2.0 TSI	77 90 92 110 110 110 77 125 103 110 147 155	04.11 04.11 04.11 08.14 08.14 04.11 12.11 04.11 07.14 04.11 08.14 04.11 12.12	PR: 12M PR: 12M PR: 12M PR: 12M PR: 12M PR: 12M PR: 12M PR: 12M PR: 12M PR: 12M PR: 12M PR: 12M	13.0470-7117.2	LD7117		23131 19,6 +/WK	VW
--	---	--	---	--	----------------	--------	--	-----------------	----

	1.2 TSI 1.4 TSI 1.4 TSI 1.4 TSI 1.4 TSI 1.4 TSI Hybrid 1.6 1.6 TDI 1.8 TSI 2.0 TDI 2.0 TDI 2.0 TSI 2.0 TSI	77 90 92 110 110 110 77 125 103 110 147 155	04.11 04.11 08.14 08.14 04.11 12.11 04.11 07.14 04.11 08.14 04.11 12.12	PR: 12Q PR: 12Q PR: 12Q PR: 12Q PR: 12Q PR: 12Q PR: 12Q PR: 12Q PR: 12Q PR: 12Q PR: 12Q	13.0470-7111.2	LD7111		23130 19,6 +	VW
--	--	--	--	---	----------------	--------	--	--------------	----

	1.2 TSI 1.4 TSI 1.4 TSI 1.4 TSI 1.4 TSI 1.4 TSI Hybrid 1.6 1.6 TDI 1.8 TSI 2.0 TDI	77 90 92 110 110 110 77 125 103	04.11 04.11 08.14 08.14 04.11 12.11 04.11 07.14 04.11	PR: 12A,12B,1ZE PR: 12A,12B,1ZE PR: 12A,12B,1ZE PR: 12A,12B,1ZE PR: 12A,12B,1ZE PR: 12A,12B,1ZE PR: 12A,12B,1ZE PR: 12A,12B,1ZE PR: 12A,12B,1ZE	13.0470-7184.2	LD7184		23587 20,6 +/WK	ATE
--	---	---	---	---	----------------	--------	--	-----------------	-----





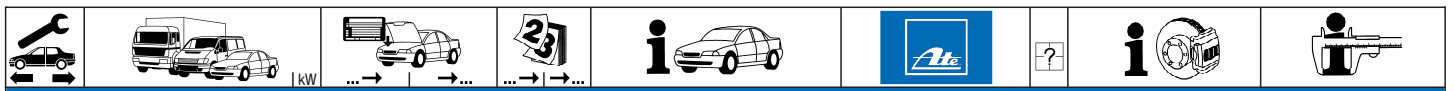
VOLKSWAGEN JETTA VI (11-)											
	2.0 TDI	110		08.14		PR: 1ZA,1ZB,1ZE	13.0470-7184.2	LD7184		23587 20,6 +/WK	ATE
	2.0 TSI	147		04.11		PR: 1ZA,1ZB,1ZE					
	2.0 TSI	155		12.12		PR: 1ZA,1ZB,1ZE					
	1.2 TSI	77		04.11		PR: 1KS,1KT	13.0470-3858.2	LD3858		24563 17,7 /Zub/S	BOS
	1.4 TSI			04.11		PR: 1KS,1KT					
	1.4 TSI	90		04.11		PR: 1KS,1KT					
	1.4 TSI Hybrid	110		04.11		PR: 1KS,1KT					
	1.6			12.11		PR: 1KS,1KT					
	1.6 TDI	77		04.11		PR: 1KS,1KT					
	2.0 TDI	103		04.11		PR: 1KS,1KT					
	2.0 TSI	147		04.11		PR: 1KS,1KT					
	2.0 TSI	155		12.12		PR: 1KS,1KT					
	1.2 TSI	77		04.11		PR: 1KD,1KU	13.0470-2823.2	LD2823		23554 17,2 /S	LUC
1.4 TSI			04.11		PR: 1KD,1KU						
1.4 TSI	90		04.11		PR: 1KD,1KU						
1.4 TSI Hybrid	110		04.11		PR: 1KD,1KU						
1.6			12.11		PR: 1KD,1KU						
1.6 TDI	77		04.11		PR: 1KD,1KU						
1.8 TSI	125		07.14		PR: 1KD,1KU						
2.0 TDI	103		04.11		PR: 1KD,1KU						
2.0 TSI	147		04.11		PR: 1KD,1KU						
2.0 TSI	155		12.12		PR: 1KD,1KU						

VOLKSWAGEN LUPO (98-05)											
	1.0			04.98	08.05	PR: 1LM,1ZN,1LB,1ZC	13.0470-7100.2	LD7100		21866 17,2 +	ATE
	1.4	44		09.00	08.05	PR: 1LM,1ZN,1LB,1ZC					
	1.4 16V	55		10.98	08.05	PR: 1LM,1ZN,1LB,1ZC					
	1.4 16V	74		01.99	08.05	PR: 1LM,1ZN,1LB,1ZC					
	1.4 FSI	77		09.00	08.05	PR: 1LM,1ZN,1LB,1ZC					
	1.4 TDI	55		01.99	08.05	PR: 1LM,1ZN,1LB,1ZC					
	1.6 GTI	92		09.00	08.05	PR: 1LM,1ZN,1LB,1ZC					
	1.7 SDI			04.98	08.05	PR: 1LM,1ZN,1LB,1ZC					
	1.4 16V	74		01.99	08.05		13.0470-2877.2	LD2877		23554 17,2 +/WK/S	LUC
	1.4 FSI	77		09.00	08.05						
	1.6 GTI	92		09.00	08.05						

VOLKSWAGEN NEW BEETLE (98-10)											
	1.9 TDI	66	9C-X-999000	01.98		PR: 1ZM	13.0470-7111.2	LD7111		23130 19,6 +	VW
	2.0	85	9C-X-999000	01.98		PR: 1ZM					
	1.4	55		08.01	05.10	PR: 1ZP,1ZM	13.0470-7117.2	LD7117		23131 19,6 +/WK	VW
	1.6			11.99	05.10	PR: 1ZP,1ZM					
	1.8 T	110		10.99	05.10	PR: 1ZP,1ZM					
	1.8 T	132		11.01	06.05	PR: 1ZP,1ZM					
	1.9 TDI	66	9C-Y-600001		02.01	PR: 1ZP,1ZM					
	1.9 TDI	74		10.00	05.10	PR: 1ZP,1ZM					
	1.9 TDI	77		07.05	05.10	PR: 1ZP,1ZM					
	2.0	85	9C-Y-600001		05.10	PR: 1ZP,1ZM					
	1.9 TDI	66	9C-X-699000	01.98		PR: 1ZE,1ZH	13.0470-7081.2	LD7081		21911 20,3 +	ATE
	2.0	85	9C-X-699000	01.98		PR: 1ZE,1ZH					
	1.4	55		08.01	05.10	PR: 1ZD,1ZE	13.0470-7122.2	LD7122		23392 20,3 +/WK	ATE
	1.6			11.99	05.10	PR: 1ZD,1ZE					
	1.8 T	110		10.99	05.10	PR: 1ZD,1ZE					
1.8 T	132		11.01	06.05	PR: 1ZD,1ZE						
1.9 TDI	66	9C-Y-600001		02.01	PR: 1ZD,1ZE						
1.9 TDI	74		10.00	05.10	PR: 1ZD,1ZE						
1.9 TDI	77		07.05	05.10	PR: 1ZD,1ZE						
2.0	85	9C-Y-600001		05.10	PR: 1ZD,1ZE						
2.3 V5	125		10.00	05.05							
3.2 RSI			04.00	03.03							
	1.4	55		08.01	05.10	PR: 1KS,1KV	13.0470-2894.2	LD2894		20961 17,4 /Zub/S	LUC
	1.6			11.99	05.10	PR: 1KS,1KV					
	1.8 T	110		10.99	05.10	PR: 1KS,1KV					
	1.8 T	132		11.01	06.05	PR: 1KS,1KV					
	1.9 TDI	66		01.98	02.01	PR: 1KS,1KV					
	1.9 TDI	74		10.00	05.10	PR: 1KS,1KV					
	1.9 TDI	77		07.05	05.10	PR: 1KS,1KV					
	2.0	85		01.98	05.10	PR: 1KS,1KV					
	2.3 V5	125		10.00	05.05	PR: 1KS,1KV					
	1.8 T	132		11.01	06.05	PR: 1KY	13.0470-2886.2	LD2886		20961 16,2 /S	LUC
2.3 V5	125		10.00	05.05	PR: 1KY						
3.2 RSI			04.00	03.03		13.0470-2820.2	LD2820		20961 17,6 /S	LUC	

VOLKSWAGEN NEW BEETLE Cabriolet (03-10)											
	1.4	55		01.03	05.10	PR: 1ZP,1ZM	13.0470-7117.2	LD7117		23131 19,6 +/WK	VW
	1.6	75		01.03	05.10	PR: 1ZP,1ZM					
	1.8 T	110		12.03	05.10	PR: 1ZP,1ZM					
	1.9 TDI	74		07.03	05.10	PR: 1ZP,1ZM					
	1.9 TDI	77		07.05	05.10	PR: 1ZP,1ZM					
	2.0	85		01.03	05.10	PR: 1ZP,1ZM					
	1.4	55		01.03	05.10	PR: 1ZD,1ZE	13.0470-7122.2	LD7122		23392 20,3 +/WK	ATE
	1.6	75		01.03	05.10	PR: 1ZD,1ZE					
1.8 T	110		12.03	05.10	PR: 1ZD,1ZE						
1.9 TDI	74		07.03	05.10	PR: 1ZD,1ZE						
1.9 TDI	77		07.05	05.10	PR: 1ZD,1ZE						
2.0	85		01.03	05.10	PR: 1ZD,1ZE						





VOLKSWAGEN NEW BEETLE Cabriolet (03-10)

	1.4 1.6 1.8 T 1.9 TDI 1.9 TDI 2.0	55 75 110 74 77 85	01.03 01.03 12.03 07.03 07.05 01.03	05.10 05.10 05.10 05.10 05.10 05.10	PR: 1KS,1KV PR: 1KS,1KV PR: 1KS,1KV PR: 1KS,1KV PR: 1KS,1KV PR: 1KS,1KV	13.0470-2894.2	LD2894		20961 17,4 /Zub/S	LUC
--	--	-----------------------------------	--	--	--	----------------	--------	--	-------------------	-----

VOLKSWAGEN BEETLE (11-)

	1.2 TSI 1.4 TSI 1.4 TSI 1.6 TDI 2.0 TDI 2.0 TDI 2.0 TSI 2.0 TSI 2.0 TSI 2.0 TSI 2.5	77 110 118 77 103 110 147 155 162 162 125	07.11 12.14 04.11 10.11 04.11 09.14 04.11 05.13 12.14 12.14 04.11	PR: 1ZQ PR: 1ZQ PR: 1ZQ PR: 1ZQ PR: 1ZQ PR: 1ZQ PR: 1ZQ PR: 1ZQ PR: 1ZQ PR: 1ZQ PR: 1ZQ	13.0470-7111.2	LD7111		23130 19,6 +	VW
--	---	---	---	---	----------------	--------	--	--------------	----

	1.2 TSI 1.4 TSI 1.4 TSI 1.6 TDI 2.0 TDI 2.0 TDI 2.0 TSI 2.0 TSI 2.0 TSI 2.0 TSI 2.5	77 110 118 77 81 103 110 147 155 162 125	10.11 12.14 10.11 10.11 12.14 10.11 09.14 10.11 05.13 12.14 04.11	PR: 1ZA,1ZB,1ZE PR: 1ZA,1ZB,1ZE PR: 1ZA,1ZB,1ZE PR: 1ZA,1ZB,1ZE PR: 1ZA,1ZB,1ZE PR: 1ZA,1ZB,1ZE PR: 1ZA,1ZB,1ZE PR: 1ZA,1ZB,1ZE PR: 1ZA,1ZB,1ZE PR: 1ZA,1ZB,1ZE PR: 1ZA,1ZB,1ZE	13.0470-7184.2	LD7184		23587 20,6 +/WK	ATE
--	---	--	---	---	----------------	--------	--	-----------------	-----

	1.2 TSI 1.4 TSI 1.4 TSI 1.6 TDI 2.0 TDI 2.0 TDI 2.0 TSI 2.0 TSI 2.0 TSI 2.0 TSI 2.5	77 110 118 77 81 103 110 147 155 162 125	07.11 12.14 04.11 10.11 12.14 04.11 09.14 04.11 05.13 12.14 04.11	PR: 1LV,1ZD,1ZM,1ZP PR: 1LV,1ZD,1ZM,1ZP PR: 1LV,1ZD,1ZM,1ZP PR: 1LV,1ZD,1ZM,1ZP PR: 1LV,1ZD,1ZM,1ZP PR: 1LV,1ZD,1ZM,1ZP PR: 1LV,1ZD,1ZM,1ZP PR: 1LV,1ZD,1ZM,1ZP PR: 1LV,1ZD,1ZM,1ZP PR: 1LV,1ZD,1ZM,1ZP PR: 1LV,1ZD,1ZM,1ZP	13.0470-7117.2	LD7117		23131 19,6 +/WK	VW
--	---	--	---	---	----------------	--------	--	-----------------	----

	1.2 TSI 1.4 TSI 1.4 TSI 1.6 TDI 2.0 TDI 2.0 TDI 2.0 TSI 2.0 TSI 2.0 TSI 2.0 TSI 2.5	77 110 118 77 81 103 110 147 155 162 125	07.11 12.14 04.11 10.11 12.14 04.11 09.14 04.11 05.13 12.14 04.11	PR: 1KD,1KU PR: 1KD,1KU PR: 1KD,1KU PR: 1KD,1KU PR: 1KD,1KU PR: 1KD,1KU PR: 1KD,1KU PR: 1KD,1KU PR: 1KD,1KU PR: 1KD,1KU PR: 1KD,1KU	13.0470-2823.2	LD2823		23554 17,2 /S	LUC
--	---	--	---	---	----------------	--------	--	---------------	-----

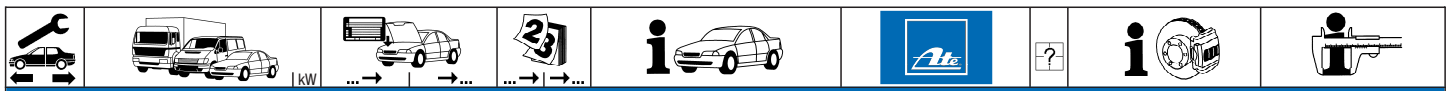
	1.2 TSI 1.4 TSI 1.4 TSI 1.6 TDI 2.0 TDI 2.0 TDI 2.0 TSI 2.0 TSI 2.0 TSI 2.0 TSI 2.5	77 110 118 77 81 103 110 147 155 162 125	07.11 12.14 04.11 10.11 12.14 04.11 09.14 04.11 05.13 12.14 04.11	PR: 1KS,1KT PR: 1KS,1KT PR: 1KS,1KT PR: 1KS,1KT PR: 1KS,1KT PR: 1KS,1KT PR: 1KS,1KT PR: 1KS,1KT PR: 1KS,1KT PR: 1KS,1KT PR: 1KS,1KT	13.0470-3858.2	LD3858		24563 17,7 /Zub/S	BOS
--	---	--	---	---	----------------	--------	--	-------------------	-----

VOLKSWAGEN BEETLE Cabriolet (12-)

	1.2 TSI 1.4 TSI 1.4 TSI 1.6 TDI 1.8 TSI 2.0 TDI 2.0 TDI 2.0 TDI 2.0 TSI 2.0 TSI 2.0 TSI	77 110 118 77 125 81 103 110 147 155 162	11.12 12.14 11.12 11.12 12.13 12.14 11.12 09.14 11.12 05.13 12.14	PR: 1ZQ PR: 1ZQ PR: 1ZQ PR: 1ZQ PR: 1ZQ PR: 1ZQ PR: 1ZQ PR: 1ZQ PR: 1ZQ PR: 1ZQ PR: 1ZQ	13.0470-7111.2	LD7111		23130 19,6 +	VW
--	---	--	---	---	----------------	--------	--	--------------	----

	1.2 TSI 1.4 TSI 1.4 TSI 1.6 TDI 1.8 TSI 2.0 TDI 2.0 TDI 2.0 TDI 2.0 TSI 2.0 TSI 2.0 TSI	77 110 118 77 125 81 103 110 147 155 162	11.12 12.14 11.12 11.12 12.13 12.14 11.12 09.14 11.12 05.13 12.14	PR: 1ZM PR: 1ZM PR: 1ZM PR: 1ZM PR: 1ZM PR: 1ZM PR: 1ZM PR: 1ZM PR: 1ZM PR: 1ZM PR: 1ZM	13.0470-7117.2	LD7117		23131 19,6 +/WK	VW
--	---	--	---	---	----------------	--------	--	-----------------	----





VOLKSWAGEN BEETLE Cabriolet (12-)

	1.2 TSI	77		11.12	PR: 1ZA,1ZB,1ZE	13.0470-7184.2	LD7184		23587 20,6 +/WK	ATE
	1.4 TSI	110		12.14	PR: 1ZA,1ZB,1ZE					
	1.4 TSI	118		11.12	PR: 1ZA,1ZB,1ZE					
	1.6 TDI	77		11.12	PR: 1ZA,1ZB,1ZE					
	1.8 TSI	125		12.13	PR: 1ZA,1ZB,1ZE					
	2.0 TDI	81		12.14	PR: 1ZA,1ZB,1ZE					
	2.0 TDI	103		11.12	PR: 1ZA,1ZB,1ZE					
	2.0 TDI	110		09.14	PR: 1ZA,1ZB,1ZE					
	2.0 TSI	147		11.12	PR: 1ZA,1ZB,1ZE					
	2.0 TSI	155		05.13	PR: 1ZA,1ZB,1ZE					
2.0 TSI	162		12.14	PR: 1ZA,1ZB,1ZE						
	1.2 TSI	77		11.12	PR: 1KS,1KT	13.0470-3858.2	LD3858		24563 17,7 /Zub/S	BOS
	1.4 TSI	110		12.14	PR: 1KS,1KT					
	1.4 TSI	118		11.12	PR: 1KS,1KT					
	1.6 TDI	77		11.12	PR: 1KS,1KT					
	1.8 TSI	125		12.13	PR: 1KS,1KT					
	2.0 TDI	81		12.14	PR: 1KS,1KT					
	2.0 TDI	103		11.12	PR: 1KS,1KT					
	2.0 TDI	110		09.14	PR: 1KS,1KT					
	2.0 TSI	147		11.12	PR: 1KS,1KT					
	2.0 TSI	155		05.13	PR: 1KS,1KT					
2.0 TSI	162		12.14	PR: 1KS,1KT						
	1.2 TSI	77		11.12	PR: 1KD,1KU	13.0470-2823.2	LD2823		23554 17,2 /S	LUC
	1.4 TSI	110		12.14	PR: 1KD,1KU					
	1.4 TSI	118		11.12	PR: 1KD,1KU					
	1.6 TDI	77		11.12	PR: 1KD,1KU					
	1.8 TSI	125		12.13	PR: 1KD,1KU					
	2.0 TDI	81		12.14	PR: 1KD,1KU					
	2.0 TDI	103		11.12	PR: 1KD,1KU					
	2.0 TDI	110		09.14	PR: 1KD,1KU					
	2.0 TSI	147		11.12	PR: 1KD,1KU					
	2.0 TSI	155		05.13	PR: 1KD,1KU					
2.0 TSI	162		12.14	PR: 1KD,1KU						

VOLKSWAGEN PASSAT (94-96)

	2.0 16V			01.94	12.96	13.0470-7081.2	LD7081		21911 20,3 +	ATE
	2.8 VR6			10.93	12.96					
	2.9 VR6 Syncro			10.94	12.96					

VOLKSWAGEN PASSAT (97-05)

	1.6	3B-Y-000001		09.00	PR: 1LZ,1ZJ	13.0470-2837.2	LD2837		21945 19,6 +/WK/S	LUC	
	1.8	85 3B-Y-000001		09.00	+ (M) / + GUS-Staaten ¹⁾						
	1.8	92 3B-Y-000001		09.00	PR: 1LZ,1ZJ						
	1.8 4motion	3B-Y-000001		09.00	PR: 1LZ,1ZJ						
	1.9 TDI	66 3B-Y-000001		09.00	PR: 1LZ,1ZJ						
	1.6	3B-Y-000001		06.05	PR: 1LB,1ZC	13.0470-7110.2	LD7110		23018 20,3 +/WK	ATE	
	1.8	92 3B-Y-000001		06.05	PR: 1LB,1ZC						
	1.8 4motion	3B-Y-000001		06.05	PR: 1LB,1ZC						
	1.8 T	3B-Y-000001		06.05	PR: 1LB,1ZC						
	1.9 TDI	66 3B-Y-000001		06.05	PR: 1LB,1ZC						
	1.9 TDI	74		10.00	06.05						PR: 1LB,1ZC
	1.9 TDI	81 3B-Y-000001		06.05	PR: 1LB,1ZC						
	1.9 TDI	85 3B-Y-000001		06.05	PR: 1LB,1ZC						
	1.9 TDI	96		10.00	06.05						PR: 1LB,1ZC
	1.9 TDI 4motion	3B-Y-000001		06.05	PR: 1LB,1ZC						
	1.9 TDI 4motion	96		10.00	06.05						PR: 1LB,1ZC
	2.0	85		10.00	06.05						PR: 1LB,1ZC
	2.0	96		05.02	06.05						PR: 1LB,1ZC
	2.0 4motion	85		10.00	06.05						PR: 1LB,1ZC
	2.0 TDI	100		12.03	06.05						PR: 1LB,1ZC
	2.3	3B-Y-000001		06.05	PR: 1LB,1ZC						
	2.3 4motion	3B-Y-000001		06.05	PR: 1LB,1ZC						
	2.5 TDI	3B-Y-000001		06.05	PR: 1LB,1ZC						
	2.5 TDI 4motion	3B-Y-000001		06.05	PR: 1LB,1ZC						
	2.8	132 3B-Y-000001		06.05	+ (M) / + GUS-Staaten ¹⁾						
2.8	142 3B-Y-000001		06.05	PR: 1LB,1ZC							
2.8 4motion	3B-Y-000001		06.05	PR: 1LB,1ZC							
	1.6	3B-Y-000001		06.05	PR: 1LE, 1LT	13.0470-7110.2	LD7110		23018 20,3 +/WK	ATE	
	1.8	92 3B-Y-000001		06.05	PR: 1LE, 1LT						
	1.8 4motion	3B-Y-000001		06.05	PR: 1LE, 1LT						
	1.8 T	3B-Y-000001		06.05	PR: 1LE, 1LT						
	1.9 TDI	66 3B-Y-000001		06.05	PR: 1LE, 1LT						
	1.9 TDI	74		10.00	06.05						PR: 1LE, 1LT
	1.9 TDI	81 3B-Y-000001		06.05	PR: 1LE, 1LT						
	1.9 TDI	85 3B-Y-000001		06.05	PR: 1LE, 1LT						
	1.9 TDI	96		10.00	06.05						PR: 1LE, 1LT
	1.9 TDI 4motion	3B-Y-000001		06.05	PR: 1LE, 1LT						
	1.9 TDI 4motion	96		10.00	06.05						PR: 1LE, 1LT
	2.0	85		10.00	06.05						PR: 1LE, 1LT
	2.0	96		05.02	06.05						PR: 1LE, 1LT
	2.0 4motion	85		10.00	06.05						PR: 1LE, 1LT
	2.0 TDI	100		12.03	06.05						PR: 1LE, 1LT
	2.3	3B-Y-000001		06.05	PR: 1LE, 1LT						
	2.3 4motion	3B-Y-000001		06.05	PR: 1LE, 1LT						
	2.5 TDI	3B-Y-000001		06.05	PR: 1LE, 1LT						
	2.5 TDI 4motion	3B-Y-000001		06.05	PR: 1LE, 1LT						
	2.8	132 3B-Y-000001		06.05	+ (M) / + GUS-Staaten ¹⁾						

¹⁾ + (M) / + GUS States / + (M) / + Stati del GUS / + (M) / + Etats de la CEI / + (M) / + estados del GUS





VOLKSWAGEN PASSAT (97-05)













	2.8 2.8 4motion	142 3B-Y-000001 3B-Y-000001		06.05 PR: 1LE, 1LT 06.05 PR: 1LE, 1LT	13.0470-7110.2 LD7110		23018 20,3 +/WK	ATE
	1.6 1.8 1.8 1.8 4motion 1.8 T 1.9 TDI 1.9 TDI 1.9 TDI 1.9 TDI 1.9 TDI 1.9 TDI 4motion 1.9 TDI 4motion 2.0 2.0 2.0 4motion 2.0 TDI 2.3 2.3 4motion 2.5 TDI 2.5 TDI 4motion 2.8 2.8 2.8 4motion 4.0 W8 4motion	85 92 66 74 81 85 96 96 85 96 85 100 100 85 96 85 100 100 85 96 132 142		10.96 06.05 PR: 1KD,1KE,1KF,1KW 01.97 09.00 + / + GUS-Staaten ¹⁾ 10.96 09.00 PR: 1KD,1KE,1KF,1KW 10.96 09.00 PR: 1KD,1KE,1KF,1KW 10.96 06.05 PR: 1KD,1KE,1KF,1KW 10.96 09.00 PR: 1KD,1KE,1KF,1KW 10.00 06.05 PR: 1KD,1KE,1KF,1KW 10.96 06.05 PR: 1KD,1KE,1KF,1KW 08.98 06.05 PR: 1KD,1KE,1KF,1KW 10.00 06.05 PR: 1KD,1KE,1KF,1KW 10.96 06.05 PR: 1KD,1KE,1KF,1KW 10.00 06.05 PR: 1KD,1KE,1KF,1KW 10.00 06.05 PR: 1KD,1KE,1KF,1KW 10.96 06.05 PR: 1KD,1KE,1KF,1KW 06.97 06.05 PR: 1KD,1KE,1KF,1KW 08.98 06.05 PR: 1KD,1KE,1KF,1KW 08.98 06.05 PR: 1KD,1KE,1KF,1KW 01.97 06.05 + / + GUS-Staaten ¹⁾ 08.96 06.05 PR: 1KD,1KE,1KF,1KW 10.96 06.05 PR: 1KD,1KE,1KF,1KW 09.01 06.05 PR: 1KD,1KE,1KF,1KW	13.0470-2820.2 LD2820		20961 17,6 /S	LUC

VOLKSWAGEN PASSAT Limousine (05-10)

	1.4 TSI 1.6 1.6 FSI 1.6 TDI 1.8 TSI 1.8 TSI 1.9 TDI 2.0 FSI 2.0 FSI 4motion 2.0 TDI 2.0 TDI 2.0 TDI 2.0 TDI 16V 2.0 TDI 4motion 2.0 TDI 4motion 2.0 TFSI 3.2 V6 FSI 4motion 3.6 R36	75 85 77 112 118 77 110 110 120 125 103 103 125 103 147 184 220		10.07 07.10 PR: 1LJ,1LH,1ZG,1ZM 03.05 07.10 PR: 1LJ,1LH,1ZG,1ZM 03.05 07.10 PR: 1LJ,1LH,1ZG,1ZM 08.09 07.10 PR: 1LJ,1LH,1ZG,1ZM 11.09 07.10 PR: 1LJ,1LH,1ZG,1ZM 10.07 07.10 PR: 1LJ,1LH,1ZG,1ZM 03.05 07.10 PR: 1LJ,1LH,1ZG,1ZM 03.05 07.10 PR: 1LJ,1LH,1ZG,1ZM 03.05 07.10 PR: 1LJ,1LH,1ZG,1ZM 03.05 07.10 PR: 1LJ,1LH,1ZG,1ZM 08.05 07.10 PR: 1LJ,1LH,1ZG,1ZM 08.05 07.10 PR: 1LJ,1LH,1ZG,1ZM 03.05 07.10 PR: 1LJ,1LH,1ZG,1ZM 03.05 07.10 PR: 1LJ,1LH,1ZG,1ZM 05.09 07.10 PR: 1LJ,1LH,1ZG,1ZM 03.05 07.10 PR: 1LJ,1LH,1ZG,1ZM 09.05 07.10 PR: 1LJ,1LH,1ZG,1ZM 04.07 07.10 PR: 1LJ,1LH,1ZG,1ZM	13.0470-7184.2 LD7184		23587 20,6 +/WK	ATE
	1.4 TSI 1.6 1.6 FSI 1.6 TDI 1.8 TSI 1.8 TSI 1.9 TDI 2.0 FSI 2.0 FSI 4motion 2.0 TDI 2.0 TDI 2.0 TDI 2.0 TDI 16V 2.0 TDI 4motion 2.0 TDI 4motion 2.0 TFSI 3.2 V6 FSI 4motion 3.6 R36	75 85 77 112 118 77 110 110 120 125 103 103 125 103 147 184 220		10.07 07.10 PR: 1LK,1LM 03.05 07.10 PR: 1LK,1LM 03.05 07.10 PR: 1LK,1LM 08.09 07.10 PR: 1LK,1LM 11.09 07.10 PR: 1LK,1LM 10.07 07.10 PR: 1LK,1LM 03.05 07.10 PR: 1LK,1LM 03.05 07.10 PR: 1LK,1LM 03.05 07.10 PR: 1LK,1LM 03.05 07.10 PR: 1LK,1LM 08.05 07.10 PR: 1LK,1LM 08.05 07.10 PR: 1LK,1LM 03.05 07.10 PR: 1LK,1LM 03.05 07.10 PR: 1LK,1LM 05.09 07.10 PR: 1LK,1LM 03.05 07.10 PR: 1LK,1LM 09.05 07.10 PR: 1LK,1LM 04.07 07.10 PR: 1LK,1LM	13.0470-7200.2 LD7200		23801 20,3 +/WK	ATE
	1.4 TSI 1.6 1.6 FSI 1.6 TDI 1.8 TSI 1.8 TSI 1.9 TDI 2.0 FSI 2.0 FSI 4motion 2.0 TDI 2.0 TDI 2.0 TDI 2.0 TDI 16V 2.0 TDI 4motion 2.0 TDI 4motion 2.0 TFSI 3.2 V6 FSI 4motion 3.6 R36	75 85 77 112 118 77 110 110 120 125 103 103 125 103 147 184 220		10.07 07.10 PR: 1KU,1KW 03.05 07.10 PR: 1KU,1KW 03.05 07.10 PR: 1KU,1KW 08.09 07.10 PR: 1KU,1KW 11.09 07.10 PR: 1KU,1KW 10.07 07.10 PR: 1KU,1KW 03.05 07.10 PR: 1KU,1KW 03.05 07.10 PR: 1KU,1KW 03.05 07.10 PR: 1KU,1KW 03.05 07.10 PR: 1KU,1KW 08.05 07.10 PR: 1KU,1KW 08.05 07.10 PR: 1KU,1KW 03.05 07.10 PR: 1KU,1KW 03.05 07.10 PR: 1KU,1KW 05.09 07.10 PR: 1KU,1KW 03.05 07.10 PR: 1KU,1KW 09.05 07.10 PR: 1KU,1KW 04.07 07.10 PR: 1KU,1KW	13.0470-2749.2 LD2749	elektrische Feststellbremse ²⁾	24483 16,9 /Zub/S	LUC
	1.4 TSI			10.07 07.10 PR: 2EA,2EL	13.0470-2887.2 LD2887	elektrische Feststellbremse ²⁾	23914 17,1 /WE/Zub/S	LUC















¹⁾ + / + GUS States / + / + Stati del GUS / + / + Etats de la CEI / + / + estados del GUS

²⁾ electric parking brake / fr.di stazionamento elettrico / frein à main électrique / freno de mano eléctrico

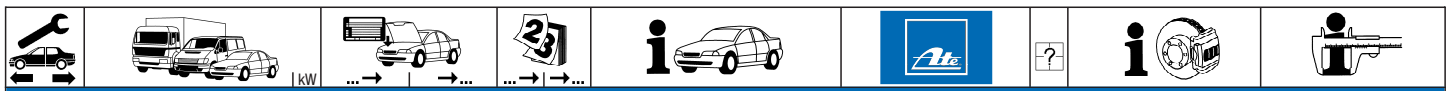
									
VOLKSWAGEN PASSAT Limousine (05-10)									
	1.6	75	03.05	07.10	PR: 2EA,2EL	13.0470-2887.2	LD2887	elektrische Feststellbremse ¹⁾	23914 17,1 /WE/Zub/S LUC
	1.6 FSI	85	03.05	07.10	PR: 2EA,2EL				
	1.6 TDI	77	08.09	07.10	PR: 2EA,2EL				
	1.8 TSI	112	11.09	07.10	PR: 2EA,2EL				
	1.8 TSI	118	10.07	07.10	PR: 2EA,2EL				
	1.9 TDI	77	03.05	07.10	PR: 2EA,2EL				
	2.0 FSI	110	03.05	07.10	PR: 2EA,2EL				
	2.0 FSI 4motion	110	03.05	07.10	PR: 2EA,2EL				
	2.0 TDI		03.05	07.10	PR: 2EA,2EL				
	2.0 TDI	120	08.05	07.10	PR: 2EA,2EL				
	2.0 TDI	125	08.05	07.10	PR: 2EA,2EL				
	2.0 TDI 16V	103	03.05	07.10	PR: 2EA,2EL				
	2.0 TDI 4motion	103	03.05	07.10	PR: 2EA,2EL				
	2.0 TDI 4motion	125	05.09	07.10	PR: 2EA,2EL				
	2.0 TFSI	147	03.05	07.10	PR: 2EA,2EL				
	3.2 V6 FSI 4motion	184	09.05	07.10	PR: 2EA,2EL				
	3.6 R36	220	04.07	07.10	PR: 2EA,2EL				
VOLKSWAGEN PASSAT Variant (05-10)									
	1.4 TSI	90	10.07	07.10	PR: 1LJ,1LH,1ZG,1ZM	13.0470-7184.2	LD7184		23587 20,6 +/WK ATE
	1.6	75	07.05	07.10	PR: 1LJ,1LH,1ZG,1ZM				
	1.6 FSI	85	07.05	07.10	PR: 1LJ,1LH,1ZG,1ZM				
	1.6 TDI	77	08.09	07.10	PR: 1LJ,1LH,1ZG,1ZM				
	1.8 TSI	112	11.09	07.10	PR: 1LJ,1LH,1ZG,1ZM				
	1.8 TSI	118	10.07	07.10	PR: 1LJ,1LH,1ZG,1ZM				
	1.9 TDI	77	07.05	07.10	PR: 1LJ,1LH,1ZG,1ZM				
	2.0 FSI	110	07.05	07.10	PR: 1LJ,1LH,1ZG,1ZM				
	2.0 FSI 4motion	110	09.05	07.10	PR: 1LJ,1LH,1ZG,1ZM				
	2.0 TDI		07.05	07.10	PR: 1LJ,1LH,1ZG,1ZM				
	2.0 TDI	90	07.05	07.10	PR: 1LJ,1LH,1ZG,1ZM				
	2.0 TDI	100	07.05	07.10	PR: 1LJ,1LH,1ZG,1ZM				
	2.0 TDI	125	07.05	07.10	PR: 1LJ,1LH,1ZG,1ZM				
	2.0 TDI 16V	103	08.05	07.10	PR: 1LJ,1LH,1ZG,1ZM				
	2.0 TDI 4motion	103	09.05	07.10	PR: 1LJ,1LH,1ZG,1ZM				
	2.0 TDI 4motion	125	05.09	07.10	PR: 1LJ,1LH,1ZG,1ZM				
	2.0 TFSI	147	07.05	07.10	PR: 1LJ,1LH,1ZG,1ZM				
	3.2 V6 FSI 4motion	184	11.05	07.10	PR: 1LJ,1LH,1ZG,1ZM				
	3.6 R36	220	04.07	07.10	PR: 1LJ,1LH,1ZG,1ZM				
	1.4 TSI	90	10.07	07.10	PR: 1LK,1LM	13.0470-7200.2	LD7200		23801 20,3 +/WK ATE
	1.6	75	07.05	07.10	PR: 1LK,1LM				
	1.6 FSI	85	07.05	07.10	PR: 1LK,1LM				
	1.6 TDI	77	08.09	07.10	PR: 1LK,1LM				
	1.8 TSI	112	11.09	07.10	PR: 1LK,1LM				
	1.8 TSI	118	10.07	07.10	PR: 1LK,1LM				
	1.9 TDI	77	07.05	07.10	PR: 1LK,1LM				
	2.0 FSI	110	07.05	07.10	PR: 1LK,1LM				
	2.0 FSI 4motion	110	09.05	07.10	PR: 1LK,1LM				
	2.0 TDI		07.05	07.10	PR: 1LK,1LM				
	2.0 TDI	90	07.05	07.10	PR: 1LK,1LM				
	2.0 TDI	100	07.05	07.10	PR: 1LK,1LM				
	2.0 TDI	125	07.05	07.10	PR: 1LK,1LM				
	2.0 TDI 16V	103	08.05	07.10	PR: 1LK,1LM				
	2.0 TDI 4motion	103	09.05	07.10	PR: 1LK,1LM				
	2.0 TDI 4motion	125	05.09	07.10	PR: 1LK,1LM				
	2.0 TFSI	147	07.05	07.10	PR: 1LK,1LM				
	3.2 V6 FSI 4motion	184	11.05	07.10	PR: 1LK,1LM				
	3.6 R36	220	04.07	07.10	PR: 1LK,1LM				
	1.4 TSI	90	10.07	07.10	PR: 1KU,1KW	13.0470-2749.2	LD2749	elektrische Feststellbremse ¹⁾	24483 16,9 /Zub/S LUC
	1.6	75	07.05	07.10	PR: 1KU,1KW				
	1.6 FSI	85	07.05	07.10	PR: 1KU,1KW				
	1.6 TDI	77	08.09	07.10	PR: 1KU,1KW				
	1.8 TSI	112	11.09	07.10	PR: 1KU,1KW				
	1.8 TSI	118	10.07	07.10	PR: 1KU,1KW				
	1.9 TDI	77	07.05	07.10	PR: 1KU,1KW				
	2.0 FSI	110	07.05	07.10	PR: 1KU,1KW				
	2.0 FSI 4motion	110	09.05	07.10	PR: 1KU,1KW				
	2.0 TDI		11.05	07.10	PR: 1KU,1KW				
	2.0 TDI	90	07.05	07.10	PR: 1KU,1KW				
	2.0 TDI	100	07.05	07.10	PR: 1KU,1KW				
	2.0 TDI	125	07.05	07.10	PR: 1KU,1KW				
	2.0 TDI 16V	103	08.05	07.10	PR: 1KU,1KW				
	2.0 TDI 4motion	103	09.05	07.10	PR: 1KU,1KW				
	2.0 TDI 4motion	125	05.09	07.10	PR: 1KU,1KW				
	2.0 TFSI	147	07.05	07.10	PR: 1KU,1KW				
	3.2 V6 FSI 4motion	184	11.05	07.10	PR: 1KU,1KW				
	3.6 R36	220	04.07	07.10	PR: 1KU,1KW				
	1.4 TSI	90	10.07	07.10	PR: 2EA,2EL	13.0470-2887.2	LD2887	elektrische Feststellbremse ¹⁾	23914 17,1 /WE/Zub/S LUC
	1.6	75	07.05	07.10	PR: 2EA,2EL				
	1.6 FSI	85	07.05	07.10	PR: 2EA,2EL				
	1.6 TDI	77	08.09	07.10	PR: 2EA,2EL				
	1.8 TSI	112	11.09	07.10	PR: 2EA,2EL				
	1.8 TSI	118	10.07	07.10	PR: 2EA,2EL				
	1.9 TDI	77	07.05	07.10	PR: 2EA,2EL				

¹⁾ electric parking brake / fr.di stazionamento elettrico / frein à main électrique / freno de mano eléctrico



									
VOLKSWAGEN PASSAT Variant (05-10)									
	2.0 FSI 110		07.05	07.10	PR: 2EA,2EL	13.0470-2887.2	LD2887	elektrische Feststellbremse ¹⁾	23914 17,1 /WE/Zub/S LUC
	2.0 FSI 4motion 110		09.05	07.10	PR: 2EA,2EL				
	2.0 TDI		07.05	07.10	PR: 2EA,2EL				
	2.0 TDI		11.05	07.10	PR: 2EA,2EL				
	2.0 TDI 90		07.05	07.10	PR: 2EA,2EL				
	2.0 TDI 100		07.05	07.10	PR: 2EA,2EL				
	2.0 TDI 125		07.05	07.10	PR: 2EA,2EL				
	2.0 TDI 16V 103		08.05	07.10	PR: 2EA,2EL				
	2.0 TDI 4motion 103		09.05	07.10	PR: 2EA,2EL				
	2.0 TDI 4motion 125		05.09	07.10	PR: 2EA,2EL				
	2.0 TFSI 147		07.05	07.10	PR: 2EA,2EL				
	3.2 V6 FSI 4motion 184		11.05	07.10	PR: 2EA,2EL				
	3.6 R36 220		04.07	07.10	PR: 2EA,2EL				
VOLKSWAGEN PASSAT CC (08-11)									
	1.4 TSI MultiFuel 118		01.11	09.11	PR: 1LH,1ZM,1ZG	13.0470-7184.2	LD7184		23587 20,6 +/WK ATE
	1.8 TSI		04.08	09.11	PR: 1LH,1ZM,1ZG				
	2.0 TDI		04.08	09.11	PR: 1LH,1ZM,1ZG				
	2.0 TDI 125		06.08	09.11	PR: 1LH,1ZM,1ZG				
	2.0 TDI 4motion 103		08.09	09.11	PR: 1LH,1ZM,1ZG				
	2.0 TDI 4motion 125		11.09	09.11	PR: 1LH,1ZM,1ZG				
	2.0 TSI		04.08	09.11	PR: 1LH,1ZM,1ZG				
	3.6 V6 4motion 220		04.08	09.11	PR: 1LH,1ZM,1ZG				
	1.4 TSI MultiFuel 118		01.11	09.11	PR: 1LK	13.0470-7200.2	LD7200		23801 20,3 +/WK ATE
	1.8 TSI		04.08	09.11	PR: 1LK				
	2.0 TDI		04.08	09.11	PR: 1LK				
	2.0 TDI 125		06.08	09.11	PR: 1LK				
	2.0 TDI 4motion 103		08.09	09.11	PR: 1LK				
	2.0 TDI 4motion 125		11.09	09.11	PR: 1LK				
	2.0 TSI		04.08	09.11	PR: 1LK				
	3.6 V6 4motion 220		04.08	09.11	PR: 1LK				
	1.4 TSI MultiFuel 118		01.11	09.11	PR: 1KU,1KW	13.0470-2749.2	LD2749	elektrische Feststellbremse ¹⁾	24483 16,9 /Zub/S LUC
	1.8 TSI		04.08	09.11	PR: 1KU,1KW				
	2.0 TDI		04.08	09.11	PR: 1KU,1KW				
	2.0 TDI 125		06.08	09.11	PR: 1KU,1KW				
	2.0 TDI 4motion 103		08.09	09.11	PR: 1KU,1KW				
	2.0 TDI 4motion 125		11.09	09.11	PR: 1KU,1KW				
	2.0 TDI 4motion 125		11.09	09.11	PR: 1KU,1KW				
	2.0 TSI		04.08	09.11	PR: 1KU,1KW				
	3.6 V6 4motion 220		04.08	09.11	PR: 1KU,1KW				
	1.4 TSI MultiFuel 118		01.11	09.11	PR: 2EA	13.0470-2887.2	LD2887	elektrische Feststellbremse ¹⁾	23914 17,1 /WE/Zub/S LUC
	1.8 TSI		04.08	09.11	PR: 2EA				
	2.0 TDI		04.08	09.11	PR: 2EA				
	2.0 TDI 125		06.08	09.11	PR: 2EA				
	2.0 TDI 4motion 103		08.09	09.11	PR: 2EA				
	2.0 TDI 4motion 125		11.09	09.11	PR: 2EA				
	2.0 TDI 4motion 125		11.09	09.11	PR: 2EA				
	2.0 TSI		04.08	09.11	PR: 2EA				
	3.6 V6 4motion 220		04.08	09.11	PR: 2EA				
VOLKSWAGEN PASSAT / PASSAT VARIANT (10-14)									
	1.4 TSI 90		08.10	10.14	PR: 1ZM,1ZG	13.0470-7184.2	LD7184		23587 20,6 +/WK ATE
	1.4 TSI 110		08.10	10.14	PR: 1ZM,1ZG				
	1.4 TSI 118		11.12	10.14	PR: 1ZM,1ZG				
	1.6 TDI 77		08.10	10.14	PR: 1ZM,1ZG				
	1.8 TSI 118		08.10	10.14	PR: 1ZM,1ZG				
	2.0 TDI		08.10	10.14	PR: 1ZM,1ZG				
	2.0 TDI 125		08.10	10.14	PR: 1ZM,1ZG				
	2.0 TDI 130		12.12	10.14	PR: 1ZM,1ZG				
	2.0 TDI 4motion 103		08.10	10.14	PR: 1ZM,1ZG				
	2.0 TDI 4motion 125		08.10	10.14	PR: 1ZM,1ZG				
	2.0 TDI 4motion 130		01.13	10.14	PR: 1ZM,1ZG				
	2.0 TSI 155		11.10	10.14	PR: 1ZM,1ZG				
	3.6 FSI 4motion 220		01.11	10.14	PR: 1ZM,1ZG				
	1.4 TSI 90		08.10	10.14	PR: 1KW	13.0470-2749.2	LD2749	elektrische Feststellbremse ¹⁾	24483 16,9 /Zub/S LUC
	1.4 TSI 110		08.10	10.14	PR: 1KW				
	1.4 TSI 118		11.12	10.14	PR: 1KW				
	1.6 TDI 77		08.10	10.14	PR: 1KW				
	1.8 TSI 118		08.10	10.14	PR: 1KW				
	2.0 TDI		08.10	10.14	PR: 1KW				
	2.0 TDI 125		08.10	10.14	PR: 1KW				
	2.0 TDI 130		12.12	10.14	PR: 1KW				
	2.0 TDI 4motion 103		08.10	10.14	PR: 1KW				
	2.0 TDI 4motion 125		08.10	10.14	PR: 1KW				
	2.0 TDI 4motion 130		01.13	10.14	PR: 1KW				
	2.0 TSI 155		11.10	10.14	PR: 1KW				
	3.6 FSI 4motion 220		01.11	10.14	PR: 1KW				
	1.4 TSI 90		08.10	10.14	PR: 2EA	13.0470-2887.2	LD2887	elektrische Feststellbremse ¹⁾	23914 17,1 /WE/Zub/S LUC
	1.4 TSI 110		08.10	10.14	PR: 2EA				
	1.4 TSI 118		11.12	10.14	PR: 2EA				
	1.6 TDI 77		08.10	10.14	PR: 2EA				
	1.8 TSI 118		08.10	10.14	PR: 2EA				
	2.0 TDI		08.10	10.14	PR: 2EA				
	2.0 TDI 125		08.10	10.14	PR: 2EA				
	2.0 TDI 130		12.12	10.14	PR: 2EA				
	2.0 TDI 4motion 103		08.10	10.14	PR: 2EA				
	2.0 TDI 4motion 125		08.10	10.14	PR: 2EA				

¹⁾ electric parking brake / fr.dl stazionamento elettrico / frein à main électrique / freno de mano eléctrico



VOLKSWAGEN PASSAT / PASSAT VARIANT (10-14)

	2.0 TDI 4motion 2.0 TSI 3.6 FSI 4motion	130 155 220	01.13 11.10 01.11	10.14 PR: 2EA 10.14 PR: 2EA 10.14 PR: 2EA	13.0470-2887.2 LD2887	elektrische Feststellbremse ¹⁾	23914 17,1 /WE/Zub/S	LUC
--	---	-------------------	-------------------------	---	-----------------------	---	----------------------	-----

VOLKSWAGEN PASSAT ALLTRACK (12-)

	1.8 TSI 1.8 TSI 2.0 TDI 2.0 TDI 4motion 2.0 TDI 4motion 2.0 TDI 4motion 2.0 TSI 4motion	112 118 103 103 125 130 155	01.12 01.12 01.12 01.12 01.12 01.13 01.12	PR: 12M,12G PR: 12M,12G PR: 12M,12G PR: 12M,12G PR: 12M,12G PR: 12M,12G PR: 12M,12G	13.0470-7184.2 LD7184		23587 20,6 +/WK	ATE
	1.8 TSI 1.8 TSI 2.0 TDI 2.0 TDI 4motion 2.0 TDI 4motion 2.0 TDI 4motion 2.0 TSI 4motion	112 118 103 103 125 130 155	01.12 01.12 01.12 01.12 01.12 01.13 01.12	PR: 1KW PR: 1KW PR: 1KW PR: 1KW PR: 1KW PR: 1KW PR: 1KW	13.0470-2749.2 LD2749	elektrische Feststellbremse ¹⁾	24483 16,9 /Zub/S	LUC
	1.8 TSI 1.8 TSI 2.0 TDI 2.0 TDI 4motion 2.0 TDI 4motion 2.0 TDI 4motion 2.0 TSI 4motion	112 118 103 103 125 130 155	01.12 01.12 01.12 01.12 01.12 01.13 01.12	PR: 2EA PR: 2EA PR: 2EA PR: 2EA PR: 2EA PR: 2EA PR: 2EA	13.0470-2887.2 LD2887	elektrische Feststellbremse ¹⁾	23914 17,1 /WE/Zub/S	LUC

VOLKSWAGEN POLO III (95-01)

	1.0 1.05 1.3 1.4 1.4 1.4 16V 1.6 1.7 SDI 1.9 D 1.9 SDI	6N-TY140001 6N-TY140001 40 6N-TY140001 44 6N-TY140001 55 55 6N-TY140001 6N-TY140001 6N-TY140001	07.96 09.01 09.96 04.97 09.01 09.01 01.99 09.01 05.97 09.01	09.01 09.96 04.97 09.01 09.01 - ABS 09.99 09.01 09.01	13.0470-7100.2 LD7100		21866 17,2 +	ATE
	1.05 1.3 1.4 1.4 1.6 1.9 D 1.9 SDI	6N-TW082001 6N-TW082001 40 6N-TW082001 44 6N-TW082001 55 6N-TW082001 6N-TW082001 6N-TW082001	09.96 04.97 09.01 09.01 09.99 09.01 09.01	13.0470-7100.2 LD7100			21866 17,2 +	ATE
	1.4 16V 1.4 16V 1.4 TDI 1.6 GTI	55 74 55	01.99 10.99 01.99 10.99	09.01 + ABS 09.01 + / - Motorsport ²⁾ 09.01 + ABS 09.01	13.0470-2894.2 LD2894 13.0470-2886.2 LD2886		20961 17,4 /Zub/S 20961 16,2 /S	LUC LUC

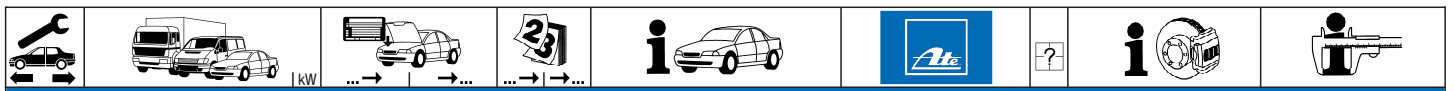
VOLKSWAGEN POLO IV (02-09)

	1.2 1.2 1.4 16V 1.4 16V 1.4 16V 1.4 FSI 1.4 TDI 1.6 16V 1.8 GTI 1.8 GTI 1.9 SDI 1.9 TDI 1.9 TDI 2.0	40 51 63 74 63 74 77 110 132 74 96 85	11.01 11.01 04.07 11.01 11.01 11.01 11.01 05.06 09.05 06.06 11.01 11.01 10.03 04.02	05.09 PR: 1LM,1ZN 05.09 PR: 1LM,1ZN 05.09 PR: 1LM,1ZN 05.09 PR: 1LM,1ZN 05.09 PR: 1LM,1ZN 05.09 PR: 1LM,1ZN 05.09 PR: 1LM,1ZN 05.09 PR: 1LM,1ZN 05.09 PR: 1LM,1ZN 05.09 PR: 1LM,1ZN 05.09 PR: 1LM,1ZN 05.09 PR: 1LM,1ZN 05.09 PR: 1LM,1ZN 05.09 PR: 1LM,1ZN	13.0470-7100.2 LD7100		21866 17,2 +	ATE
	1.2 1.2 1.4 16V 1.4 16V 1.4 FSI 1.4 TDI 1.6 16V 1.8 GTI 1.8 GTI 1.9 SDI 1.9 TDI 1.9 TDI 2.0	40 51 63 74 63 74 77 110 132 74 96 85	11.01 11.01 04.07 11.01 11.01 11.01 05.06 09.05 06.06 11.01 11.01 10.03 04.02	05.09 PR: 1LQ,1LR,1ZG 05.09 PR: 1LQ,1LR,1ZG 05.09 PR: 1LQ,1LR,1ZG 05.09 PR: 1LQ,1LR,1ZG 05.09 PR: 1LQ,1LR,1ZG 05.09 PR: 1LQ,1LR,1ZG 05.09 PR: 1LQ,1LR,1ZG 05.09 PR: 1LQ,1LR,1ZG 05.09 PR: 1LQ,1LR,1ZG 05.09 PR: 1LQ,1LR,1ZG 05.09 PR: 1LQ,1LR,1ZG 05.09 PR: 1LQ,1LR,1ZG 05.09 PR: 1LQ,1LR,1ZG	13.0470-7117.2 LD7117		23131 19,6 +/WK	VW
	1.2 1.2 1.4 16V 1.4 16V	40 51 63	11.01 11.01 04.07 11.01	05.09 PR: 1ZF 05.09 PR: 1ZF 05.09 PR: 1ZF 05.09 PR: 1ZF	13.0470-7111.2 LD7111		23130 19,6 +	VW

¹⁾ electric parking brake / fr.di stazionamento elettrico / frein à main électrique / freno de mano eléctrico

²⁾ + / - motorsports / + / - motorsports / + / - Motorsport / + / - motorismo



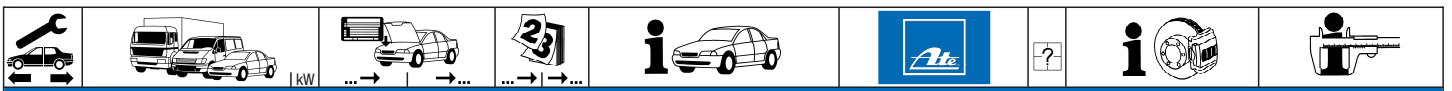


VOLKSWAGEN POLO IV (02-09)

	1.4 16V 1.4 FSI 1.4 TDI 1.6 16V 1.8 GTI 1.8 GTI 1.9 SDI 1.9 TDI 1.9 TDI 2.0	74 77 110 132 74 96 85		11.01 05.09 PR: 1ZF 11.01 05.09 PR: 1ZF 11.01 05.09 PR: 1ZF 05.06 05.09 PR: 1ZF 09.05 05.09 PR: 1ZF 06.06 05.09 PR: 1ZF 11.01 05.09 PR: 1ZF 11.01 05.09 PR: 1ZF 10.03 05.09 PR: 1ZF 04.02 05.09 PR: 1ZF	13.0470-7111.2 LD7111		23130 19,6 +	VW
	1.2 1.2 1.2 1.4 16V 1.4 16V 1.4 16V 1.4 FSI 1.4 TDI 1.6 16V 1.8 GTI 1.8 GTI 1.9 SDI 1.9 TDI 1.9 TDI 2.0	40 51 63 74 77 110 132 74 96 85		11.01 05.09 PR: 1LN,1ZD,1ZH 11.01 05.09 PR: 1LN,1ZD,1ZH 04.07 05.09 PR: 1LN,1ZD,1ZH 11.01 05.09 PR: 1LN,1ZD,1ZH 05.06 05.09 PR: 1LN,1ZD,1ZH 11.01 05.09 PR: 1LN,1ZD,1ZH 11.01 05.09 PR: 1LN,1ZD,1ZH 11.01 05.09 PR: 1LN,1ZD,1ZH 05.06 05.09 PR: 1LN,1ZD,1ZH 09.05 05.09 PR: 1LN,1ZD,1ZH 06.06 05.09 PR: 1LN,1ZD,1ZH 11.01 05.09 PR: 1LN,1ZD,1ZH 11.01 05.09 PR: 1LN,1ZD,1ZH 10.03 05.09 PR: 1LN,1ZD,1ZH 04.02 05.09 PR: 1LN,1ZD,1ZH	13.0470-2884.2 LD2884		23843 18,8 +/WK/S	LUC
	1.2 1.2 1.2 1.4 16V 1.4 16V 1.4 16V 1.4 FSI 1.4 TDI 1.6 16V 1.8 GTI 1.8 GTI 1.9 SDI 1.9 TDI 1.9 TDI 2.0	40 51 63 74 77 110 132 74 96 85		11.01 05.09 PR: 1LJ 11.01 05.09 PR: 1LJ 04.07 05.09 PR: 1LJ 11.01 05.09 PR: 1LJ 05.06 05.09 PR: 1LJ 11.01 05.09 PR: 1LJ 11.01 05.09 PR: 1LJ 11.01 05.09 PR: 1LJ 05.06 05.09 PR: 1LJ 09.05 05.09 PR: 1LJ 06.06 05.09 PR: 1LJ 11.01 05.09 PR: 1LJ 11.01 05.09 PR: 1LJ 10.03 05.09 PR: 1LJ 04.02 05.09 PR: 1LJ	13.0470-7122.2 LD7122		23392 20,3 +/WK	ATE
	1.2 1.2 1.2 1.4 16V 1.4 16V 1.4 16V 1.4 FSI 1.4 TDI 1.6 16V 1.8 GTI 1.8 GTI 1.9 SDI 1.9 TDI 1.9 TDI 2.0	40 51 63 74 77 110 132 74 96 85		11.01 05.09 PR: 1KD,1KS,1KV 11.01 05.09 PR: 1KD,1KS,1KV 04.07 05.09 PR: 1KD,1KS,1KV 11.01 05.09 PR: 1KD,1KS,1KV 05.06 05.09 PR: 1KD,1KS,1KV 11.01 05.09 PR: 1KD,1KS,1KV 11.01 05.09 PR: 1KD,1KS,1KV 11.01 05.09 PR: 1KD,1KS,1KV 05.06 05.09 PR: 1KD,1KS,1KV 09.05 05.09 PR: 1KD,1KS,1KV 06.06 05.09 PR: 1KD,1KS,1KV 11.01 05.09 PR: 1KD,1KS,1KV 11.01 05.09 PR: 1KD,1KS,1KV 10.03 05.09 PR: 1KD,1KS,1KV 04.02 05.09 PR: 1KD,1KS,1KV	13.0470-2877.2 LD2877		23554 17,2 +/WK/S	LUC
	1.2 1.2 1.2 1.4 16V 1.4 16V 1.4 16V 1.4 FSI 1.4 TDI 1.6 16V 1.8 GTI 1.8 GTI 1.9 SDI 1.9 TDI 1.9 TDI 2.0	40 51 63 74 77 110 132 74 96 85		11.01 05.09 PR: 1KK,1KT 11.01 05.09 PR: 1KK,1KT 04.07 05.09 PR: 1KK,1KT 11.01 05.09 PR: 1KK,1KT 05.06 05.09 PR: 1KK,1KT 11.01 05.09 PR: 1KK,1KT 11.01 05.09 PR: 1KK,1KT 11.01 05.09 PR: 1KK,1KT 05.06 05.09 PR: 1KK,1KT 09.05 05.09 PR: 1KK,1KT 06.06 05.09 PR: 1KK,1KT 11.01 05.09 PR: 1KK,1KT 11.01 05.09 PR: 1KK,1KT 10.03 05.09 PR: 1KK,1KT 04.02 05.09 PR: 1KK,1KT	13.0470-2820.2 LD2820 13.0470-2894.2 LD2894		20961 17,6 /S 20961 17,4 /Zub/S	LUC LUC

VOLKSWAGEN POLO V (09-)














	1.0 1.0 1.0 1.0 TSI 1.2 1.2 1.2 TDI 1.2 TSI 1.2 TSI 1.4 1.4 BiFuel 1.4 GTI 1.4 TDI 1.4 TDI 1.4 TDI	44 55 70 81 44 51 55 66 77 63 60 132 55 66 77		01.14 PR: 1ZG,1LR,1ZJ 01.14 PR: 1ZG,1LR,1ZJ 11.14 PR: 1ZG,1LR,1ZJ 11.14 PR: 1ZG,1LR,1ZJ 03.09 PR: 1ZG,1LR,1ZJ 03.09 PR: 1ZG,1LR,1ZJ 10.09 PR: 1ZG,1LR,1ZJ 05.11 PR: 1ZG,1LR,1ZJ 06.09 PR: 1ZG,1LR,1ZJ 03.09 PR: 1ZG,1LR,1ZJ 03.10 PR: 1ZG,1LR,1ZJ 05.10 PR: 1ZG,1LR,1ZJ 03.14 PR: 1ZG,1LR,1ZJ 02.14 PR: 1ZG,1LR,1ZJ 05.14 PR: 1ZG,1LR,1ZJ	13.0470-7111.2 LD7111		23130 19,6 +	VW
--	--	---	--	---	-----------------------	--	--------------	----






















VOLKSWAGEN POLO V (09-)

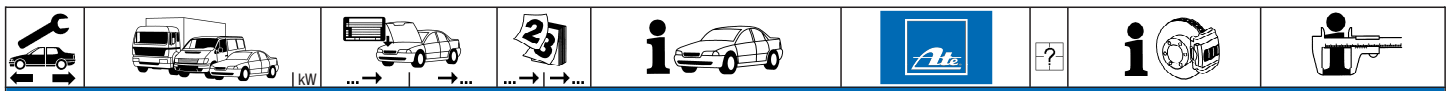
	1.4 TSI 103 1.4 TSI 110 1.6 81 1.6 BiFuel 60 1.6 TDI 55 1.6 TDI 66 1.6 TDI 77 1.8 GTI 141 2.0 R WRC 162		10.12 05.14 07.14 01.11 03.09 06.09 06.09 11.14 08.13	PR: 1ZG,1LR,1ZJ PR: 1ZG,1LR,1ZJ PR: 1ZG,1LR,1ZJ PR: 1ZG,1LR,1ZJ PR: 1ZG,1LR,1ZJ PR: 1ZG,1LR,1ZJ PR: 1ZG,1LR,1ZJ PR: 1ZG,1LR,1ZJ	13.0470-7111.2 LD7111		23130 19,6 +	VW
	1.0 44 1.0 55 1.0 70 1.0 TSI 81 1.2 44 1.2 51 1.2 TDI 55 1.2 TSI 66 1.2 TSI 77 1.4 63 1.4 BiFuel 60 1.4 GTI 132 1.4 TDI 55 1.4 TDI 66 1.4 TDI 77 1.4 TSI 103 1.4 TSI 110 1.6 81 1.6 BiFuel 60 1.6 TDI 55 1.6 TDI 66 1.6 TDI 77 1.8 GTI 141 2.0 R WRC 162		01.14 01.14 11.14 11.14 03.09 03.09 10.09 05.11 06.09 03.09 03.10 05.10 03.14 02.14 05.14 10.12 05.14 07.14 01.11 03.09 06.09 06.09 11.14 08.13	PR: 1LN,1ZC PR: 1LN,1ZC PR: 1LN,1ZC PR: 1LN,1ZC,1ZD PR: 1LN,1ZC,1ZD PR: 1LN,1ZC,1ZD PR: 1LN,1ZC,1ZD PR: 1LN,1ZC,1ZD PR: 1LN,1ZC,1ZD PR: 1LN,1ZC,1ZD PR: 1LN,1ZC,1ZD PR: 1LN,1ZC,1ZD PR: 1LN,1ZC PR: 1LN,1ZC PR: 1LN,1ZC PR: 1LN,1ZC,1ZD PR: 1LN,1ZC PR: 1LN,1ZC PR: 1LN,1ZC,1ZD PR: 1LN,1ZC,1ZD PR: 1LN,1ZC,1ZD PR: 1LN,1ZC,1ZD PR: 1LN,1ZC PR: 1LN,1ZC	13.0470-7184.2 LD7184		23587 20,6 +/WK	ATE
	1.0 44 1.0 55 1.0 70 1.0 TSI 81 1.2 44 1.2 51 1.2 TDI 55 1.2 TSI 66 1.2 TSI 77 1.4 63 1.4 BiFuel 60 1.4 GTI 132 1.4 TDI 55 1.4 TDI 66 1.4 TDI 77 1.4 TSI 103 1.4 TSI 110 1.6 81 1.6 BiFuel 60 1.6 TDI 55 1.6 TDI 66 1.6 TDI 77 1.8 GTI 141 2.0 R WRC 162		01.14 01.14 11.14 11.14 03.09 03.09 10.09 05.11 06.09 03.09 03.10 05.10 03.14 02.14 05.14 10.12 05.14 07.14 01.11 03.09 06.09 06.09 11.14 08.13	PR: 1KK,1KT,2EJ PR: 1KK,1KT,2EJ PR: 1KK,1KT,2EJ PR: 1KK,1KT,2EJ PR: 1KK,1KT,1KV PR: 1KK,1KT,1KV PR: 1KK,1KT,1KV PR: 1KK,1KT,1KV PR: 1KK,1KT,1KV PR: 1KK,1KT,1KV PR: 1KK,1KT,1KV PR: 1KK,1KT,1KV PR: 1KK,1KT,1KV PR: 1KK,1KT,1KV PR: 1KK,1KT,1KV PR: 1KK,1KT,2EJ PR: 1KK,1KT,2EJ PR: 1KK,1KT,2EJ PR: 1KK,1KT,1KV PR: 1KK,1KT,1KV PR: 1KK,1KT,1KV PR: 1KK,1KT,1KV PR: 1KK,1KT,1KV PR: 1KK,1KT,1KV PR: 1KK,1KT,2EJ PR: 1KK,1KT,1KV	13.0470-2820.2 LD2820		20961 17,6 /S	LUC
	1.0 44 1.0 55 1.0 70 1.0 TSI 81 1.2 44 1.2 51 1.2 TDI 55 1.2 TSI 66 1.2 TSI 77 1.4 63 1.4 BiFuel 60 1.4 GTI 132 1.4 TDI 55 1.4 TDI 66 1.4 TDI 77 1.4 TSI 103 1.4 TSI 110 1.6 81 1.6 BiFuel 60 1.6 TDI 55 1.6 TDI 66 1.6 TDI 77 1.8 GTI 141 2.0 R WRC 162		01.14 01.14 11.14 11.14 03.09 03.09 10.09 05.11 06.09 03.09 03.10 05.10 03.14 02.14 05.14 10.12 05.14 07.14 01.11 03.09 06.09 06.09 11.14 08.13	PR: 2EJ PR: 2EJ	13.0470-2894.2 LD2894		20961 17,4 /Zub/S	LUC



									
VOLKSWAGEN POLO Classic (96-01)									
	1.9 TDI	81		10.99	09.01		13.0470-2894.2 LD2894 13.0470-2886.2 LD2886	20961 17,4 /Zub/S 20961 16,2 /S	LUC LUC
VOLKSWAGEN POLO Variant (97-01)									
	1.9 TDI	81		06.98	09.01		13.0470-2894.2 LD2894 13.0470-2886.2 LD2886	20961 17,4 /Zub/S 20961 16,2 /S	LUC LUC
VOLKSWAGEN SCIROCCO (08-)									
	1.4 TSI	90		09.08			13.0470-7184.2 LD7184	23587 20,6 +/WK	ATE
	1.4 TSI	92		11.13					
	1.4 TSI	118		08.08					
	2.0 R	195		11.09					
	2.0 R	206		08.14					
	2.0 TDI	103		10.08					
	2.0 TDI	110		11.13					
	2.0 TDI	125		05.09					
	2.0 TDI	130		01.13					
	2.0 TSI	132		11.13					
	2.0 TSI	147		08.08					
	2.0 TSI	155		11.09					
	2.0 TSI	162		11.13					
	1.4 TSI	90		09.08			13.0470-7227.2 LD7227	23801 20,4 +/WK	ATE
	1.4 TSI	92		11.13					
	1.4 TSI	118		08.08					
	2.0 R	195		11.09					
	2.0 R	206		08.14					
	2.0 TDI	103		10.08					
	2.0 TDI	110		11.13					
	2.0 TDI	125		05.09					
	2.0 TDI	130		01.13					
	2.0 TSI	132		11.13					
	2.0 TSI	147		08.08					
	2.0 TSI	155		11.09					
	2.0 TSI	162		11.13					
	1.4 TSI	90		09.08			13.0470-2820.2 LD2820	20961 17,6 /S	LUC
	1.4 TSI	92		11.13					
	1.4 TSI	118		08.08					
	2.0 R	195		11.09					
	2.0 R	206		08.14					
	2.0 TDI	103		10.08					
	2.0 TDI	110		11.13					
	2.0 TDI	125		05.09					
	2.0 TDI	130		01.13					
	2.0 TSI	132		11.13					
	2.0 TSI	147		08.08					
	2.0 TSI	155		11.09					
	2.0 TSI	162		11.13					
	1.4 TSI	90		09.08			13.0470-2880.2 LD2880	23914 17,1 /WE/Zub/S	LUC
	1.4 TSI	92		11.13					
	1.4 TSI	118		08.08					
	2.0 R	195		11.09					
	2.0 R	206		08.14					
	2.0 TDI	103		10.08					
	2.0 TDI	110		11.13					
	2.0 TDI	125		05.09					
	2.0 TDI	130		01.13					
	2.0 TSI	132		11.13					
	2.0 TSI	147		08.08					
	2.0 TSI	155		11.09					
	2.0 TSI	162		11.13					
	1.4 TSI	90		09.08			13.0470-3858.2 LD3858	24563 17,7 /Zub/S	BOS
	1.4 TSI	92		11.13					
	1.4 TSI	118		08.08					
	2.0 R	195		11.09					
	2.0 R	206		08.14					
	2.0 TDI	103		10.08					
	2.0 TDI	110		11.13					
	2.0 TDI	125		05.09					
	2.0 TDI	130		01.13					
	2.0 TSI	132		11.13					
	2.0 TSI	147		08.08					
	2.0 TSI	155		11.09					
	2.0 TSI	162		11.13					
	1.4 TSI	90		09.08			13.0470-3858.2 LD3858	24563 17,7 /Zub/S	BOS
	1.4 TSI	92		11.13					
	1.4 TSI	118		08.08					
	2.0 R	195		11.09					
	2.0 R	206		08.14					
	2.0 TDI	103		10.08					
	2.0 TDI	110		11.13					
	2.0 TDI	125		05.09					
	2.0 TDI	130		01.13					
	2.0 TSI	132		11.13					
	2.0 TSI	147		08.08					

								
VOLKSWAGEN SCIROCCO (08-)								
	2.0 TSI 2.0 TSI	155 162	11.09 11.13	PR: 1KT PR: 1KT	13.0470-3858.2	LD3858		24563 17,7 /Zub/S BOS
VOLKSWAGEN SHARAN II (10-)								
	1.4 TSI 1.8 TSI 2.0 TDI 2.0 TDI 2.0 TDI 2.0 TDI 4motion 2.0 TSI	110 118 100 125 130 100 147	07.10 05.12 07.10 07.10 01.13 05.11 10.10	PR: 1LJ PR: 1LJ PR: 1LJ PR: 1LJ PR: 1LJ PR: 1LJ PR: 1LJ	13.0470-7242.2	LD7242		24332 19,8 +/WK ATE
	1.4 TSI 1.8 TSI 2.0 TDI 2.0 TDI 2.0 TDI 2.0 TDI 4motion 2.0 TSI	110 118 100 125 130 100 147	07.10 05.12 07.10 07.10 01.13 05.11 10.10		13.0470-2749.2	LD2749	elektrische Feststellbremse ¹⁾	24483 16,9 /Zub/S LUC
VOLKSWAGEN TIGUAN (07-)								
	1.4 TSI 1.4 TSI 1.4 TSI 4motion 2.0 TDI 2.0 TDI 2.0 TDI 4motion 2.0 TDI 4motion 2.0 TFSI 4motion 2.0 TSI 4motion	90 81 103	11.07 08.10 09.07 04.10 03.08 11.07 01.08 02.08 11.07	PR: 1LJ,1ZD PR: 1LJ,1ZD PR: 1LJ,1ZD PR: 1LJ,1ZD PR: 1LJ,1ZD PR: 1LJ,1ZD PR: 1LJ,1ZD PR: 1LJ,1ZD PR: 1LJ,1ZD	13.0470-7242.2	LD7242		24332 19,8 +/WK ATE
	1.4 TSI 1.4 TSI 1.4 TSI 4motion 2.0 TDI 2.0 TDI 2.0 TDI 4motion 2.0 TDI 4motion 2.0 TFSI 4motion 2.0 TSI 4motion	90 81 103	11.07 08.10 09.07 04.10 03.08 11.07 01.08 02.08 11.07		13.0470-2749.2	LD2749		24483 16,9 /Zub/S LUC
VOLKSWAGEN TOUAREG I (03-10)								
	2.5 R5 TDI 3.0 V6 TDI 3.0 V6 TDI 3.2 V6 3.6 V6 FSI	176 206	01.03 11.04 10.07 11.02 01.06	03.10 PR: 1LB 03.10 PR: 1LB 03.10 PR: 1LB 12.05 PR: 1LB 03.10 PR: 1LB	13.0470-7191.2	LD7191		23835 19,6 +/WK ATE
	2.5 R5 TDI 3.0 V6 TDI 3.0 V6 TDI 3.2 V6 3.6 V6 FSI	176 206	01.06 01.06 10.07 11.02 01.06	03.10 PR: 1LE 03.10 PR: 1LE 03.10 PR: 1LE 12.05 PR: 1LE 03.10 PR: 1LE	13.0470-4833.2	LD4833		24098 17,1 /WE BRE
	2.5 R5 TDI 3.0 V6 TDI 3.0 V6 TDI 3.2 V6 3.6 V6 FSI	176 206	01.03 11.04 10.07 11.02 01.06	03.10 PR: 1LC 03.10 PR: 1LC 03.10 PR: 1LC 12.05 PR: 1LC 03.10 PR: 1LC	13.0470-4992.2	LD4992		23692 16,6 /WE BRE
	2.5 R5 TDI 3.0 V6 TDI 3.0 V6 TDI 3.2 V6 3.6 V6 FSI	176 206	01.03 11.04 10.07 11.02 01.06	03.10 PR: 1LF 03.10 PR: 1LF 03.10 PR: 1LF 12.05 PR: 1LF 03.10 PR: 1LF	13.0470-4993.2	LD4993		23693 16,6 /WE BRE
	2.5 R5 TDI 3.0 V6 TDI 3.0 V6 TDI 3.2 V6 3.6 V6 FSI 4.2 V8 4.2 V8 FSI 5.0 TDI R50 5.0 V10 TDI 6.0 W12	176 206 228 257 258 230 331	01.03 11.04 10.07 11.02 01.06 12.02 12.06 01.08 11.02 08.04	03.10 PR: 1KE 03.10 PR: 1KE 03.10 PR: 1KE 12.05 PR: 1KE 03.10 PR: 1KE 11.06 PR: 1KE 03.10 PR: 1KE 03.10 PR: 1KE 03.10 PR: 1KE 11.06 PR: 1KE	13.0470-7190.2	LD7190		24367 19,1 +/WK ATE
	2.5 R5 TDI 3.0 V6 TDI 3.0 V6 TDI 3.2 V6 3.6 V6 FSI 4.2 V8 4.2 V8 FSI 5.0 TDI R50 5.0 V10 TDI 6.0 W12	176 206 228 257 258 230 331	01.06 01.06 10.07 11.02 01.06 01.06 12.06 01.08 01.06 01.06	03.10 PR: 1KQ 03.10 PR: 1KQ 03.10 PR: 1KQ 12.05 PR: 1KQ 03.10 PR: 1KQ 11.06 PR: 1KQ 03.10 PR: 1KQ 03.10 PR: 1KQ 03.10 PR: 1KQ 11.06 PR: 1KQ	13.0470-4834.2	LD4834		24097 17,1 /WE BRE
	2.5 R5 TDI 3.0 V6 TDI 3.0 V6 TDI 3.2 V6 3.6 V6 FSI 4.2 V8	176 206 228	01.03 11.04 10.07 11.02 01.06 12.02	03.10 PR: 1KF 03.10 PR: 1KF 03.10 PR: 1KF 12.05 PR: 1KF 03.10 PR: 1KF 11.06 PR: 1KF	13.0470-4976.2	LD4976		23694 16,7 /WE BRE

¹⁾ electric parking brake / fr.di stazionamento elettrico / frein à main électrique / freno de mano eléctrico



VOLKSWAGEN TOUAREG I (03-10)

	4.2 V8 FSI	257	12.06	03.10	PR: 1KF	13.0470-4976.2	LD4976		23694 16,7 /WE	BRE
	5.0 TDI R50	258	01.08	03.10	PR: 1KF					
	5.0 V10 TDI	230	11.02	03.10	PR: 1KF					
	6.0 W12	331	08.04	11.06	PR: 1KF					
	2.5 R5 TDI		01.03	03.10	PR: 1KD,2ED					
	3.0 V6 TDI		11.04	03.10	PR: 1KD,2ED					
	3.0 V6 TDI	176	10.07	03.10	PR: 1KD,2ED					
	3.6 V6 FSI	206	01.06	03.10	PR: 1KD,2ED					
4.2 V8 FSI	257	12.06	03.10	PR: 1KD,2ED						
5.0 TDI R50	258	01.08	03.10	PR: 1KD,2ED						
5.0 V10 TDI	230	11.02	03.10	PR: 1KD,2ED						

VOLKSWAGEN TOUAREG II (10-)

	3.0 V6 TDI	150	04.10		PR: 1LC,1LE	13.0470-4833.2	LD4833		24098 17,1 /WE	BRE
	3.0 V6 TDI	165	06.10		PR: 1LC,1LE					
	3.0 V6 TDI	176	04.10		PR: 1LC,1LE					
	3.0 V6 TDI	180	05.11		PR: 1LC,1LE					
	3.0 V6 TDI	193	09.14		PR: 1LC,1LE					
	3.6 V6 FSI	206	04.10		PR: 1LC,1LE					

VOLKSWAGEN TOURAN (03-)

	1.2 TSI	77	05.10		PR: 1ZA,1ZD,1ZE,1ZP,1LJ	13.0470-7184.2	LD7184		23587 20,6 +/WK	ATE
	1.4 TSI	103	09.06		PR: 1ZA,1ZD,1ZE,1ZP,1LJ					
	1.4 TSI	125	11.06		PR: 1ZA,1ZD,1ZE,1ZP,1LJ					
	1.4 TSI EcoFuel	110	05.09		PR: 1ZA,1ZD,1ZE,1ZP,1LJ					
	1.6	75	07.03		PR: 1ZA,1ZD,1ZE,1ZP,1LJ					
	1.6 FSI	85	02.03		PR: 1ZA,1ZD,1ZE,1ZP,1LJ					
	1.6 TDI		05.10		PR: 1ZA,1ZD,1ZE,1ZP,1LJ					
	1.9 TDI	66	11.04		PR: 1ZA,1ZD,1ZE,1ZP,1LJ					
	1.9 TDI	74	02.03		PR: 1ZA,1ZD,1ZE,1ZP,1LJ					
	1.9 TDI	77	08.03		PR: 1ZA,1ZD,1ZE,1ZP,1LJ					
	2.0 Eco Fuel	80	02.06		PR: 1ZA,1ZD,1ZE,1ZP,1LJ					
	2.0 FSI	85	10.04		PR: 1ZA,1ZD,1ZE,1ZP,1LJ					
	2.0 FSI	110	10.03		PR: 1ZA,1ZD,1ZE,1ZP,1LJ					
	2.0 TDI	81	02.03		PR: 1ZA,1ZD,1ZE,1ZP,1LJ					
	2.0 TDI	103	08.03		PR: 1ZA,1ZD,1ZE,1ZP,1LJ					
	2.0 TDI	125	02.06		PR: 1ZA,1ZD,1ZE,1ZP,1LJ					

	1.2 TSI	77	05.10		PR: 1KE,1KF,1KJ	13.0470-2880.2	LD2880		23914 17,1 /WE/Zub/S	LUC
	1.4 TSI	103	09.06		PR: 1KE,1KF,1KJ					
	1.4 TSI	125	11.06		PR: 1KE,1KF,1KJ					
	1.4 TSI EcoFuel	110	05.09		PR: 1KE,1KF,1KJ					
	1.6	75	07.03		PR: 1KE,1KF,1KJ					
	1.6 FSI	85	02.03		PR: 1KE,1KF,1KJ					
	1.6 TDI		05.10		PR: 1KE,1KF,1KJ					
	1.9 TDI	66	11.04		PR: 1KE,1KF,1KJ					
	1.9 TDI	74	02.03		PR: 1KE,1KF,1KJ					
	1.9 TDI	77	08.03		PR: 1KE,1KF,1KJ					
	2.0 Eco Fuel	80	02.06		PR: 1KE,1KF,1KJ					
	2.0 FSI	85	10.04		PR: 1KE,1KF,1KJ					
	2.0 FSI	110	10.03		PR: 1KE,1KF,1KJ					
	2.0 TDI	81	02.03		PR: 1KE,1KF,1KJ					
	2.0 TDI	103	08.03		PR: 1KE,1KF,1KJ					
	2.0 TDI	125	02.06		PR: 1KE,1KF,1KJ					










	1.2 TSI	77	05.10		PR: 1KS	13.0470-3858.2	LD3858		24563 17,7 /Zub/S	BOS
	1.4 TSI	103	09.06		PR: 1KS					
	1.4 TSI	125	11.06		PR: 1KS					
	1.4 TSI EcoFuel	110	05.09		PR: 1KS					
	1.6	75	07.03		PR: 1KS					
	1.6 FSI	85	02.03		PR: 1KS					
	1.6 TDI		05.10		PR: 1KS					
	1.9 TDI	66	11.04		PR: 1KS					
	1.9 TDI	74	02.03		PR: 1KS					
	1.9 TDI	77	08.03		PR: 1KS					
	2.0 Eco Fuel	80	02.06		PR: 1KS					
	2.0 FSI	85	10.04		PR: 1KS					
	2.0 FSI	110	10.03		PR: 1KS					
	2.0 TDI	81	02.03		PR: 1KS					
	2.0 TDI	103	08.03		PR: 1KS					
	2.0 TDI	125	02.06		PR: 1KS					
2.0 TDI	130	01.13		PR: 1KS						

VOLKSWAGEN VENTO (92-98)

	2.0 GT		05.96	09.98		13.0470-7081.2	LD7081		21911 20,3 +	ATE
	2.8 VR6	1H-S-560001		09.98						

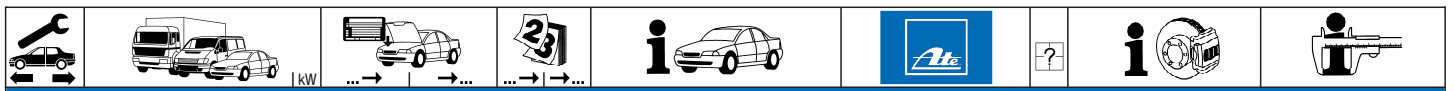
VOLKSWAGEN up (11-)

	1.0	44	12.11		PR: 1LA,1ZQ	13.0470-7111.2	LD7111		23130 19,6 +	VW
	1.0	55	12.11		PR: 1LA,1ZQ					
	1.0 EcoFuel	50	11.12		PR: 1LA,1ZQ					
	e-up	60	09.13		PR: 1ZQ					

VOLVO 850 Limousine (91-96)																																																																												
	<table border="1"> <tr><td>2.0</td><td>93</td><td>08.94</td><td>12.96</td><td rowspan="7">13.0470-7053.2</td><td rowspan="7">LD7053</td><td rowspan="7"></td><td rowspan="7">21273 19,5 +WE</td><td rowspan="7">ATE</td></tr> <tr><td>2.0</td><td>105</td><td>06.91</td><td>12.96</td></tr> <tr><td>2.0 T</td><td>155</td><td>08.93</td><td>12.96</td></tr> <tr><td>2.5</td><td>103</td><td>06.91</td><td>07.94</td></tr> <tr><td>2.5</td><td>106</td><td>08.94</td><td>12.96</td></tr> <tr><td>2.5</td><td>125</td><td>08.91</td><td>12.96</td></tr> <tr><td>2.5 TDI</td><td>103</td><td>08.95</td><td>12.96</td></tr> </table>	2.0	93	08.94	12.96	13.0470-7053.2	LD7053		21273 19,5 +WE	ATE	2.0	105	06.91	12.96	2.0 T	155	08.93	12.96	2.5	103	06.91	07.94	2.5	106	08.94	12.96	2.5	125	08.91	12.96	2.5 TDI	103	08.95	12.96																																										
2.0	93	08.94	12.96	13.0470-7053.2	LD7053							21273 19,5 +WE	ATE																																																															
2.0	105	06.91	12.96																																																																									
2.0 T	155	08.93	12.96																																																																									
2.5	103	06.91	07.94																																																																									
2.5	106	08.94	12.96																																																																									
2.5	125	08.91	12.96																																																																									
2.5 TDI	103	08.95	12.96																																																																									
VOLVO 850 Kombi (92-96)																																																																												
	<table border="1"> <tr><td>2.0</td><td>93</td><td>08.94</td><td>12.96</td><td rowspan="7">13.0470-7053.2</td><td rowspan="7">LD7053</td><td rowspan="7"></td><td rowspan="7">21273 19,5 +WE</td><td rowspan="7">ATE</td></tr> <tr><td>2.0</td><td>105</td><td>02.93</td><td>12.96</td></tr> <tr><td>2.0 T</td><td>155</td><td>02.93</td><td>12.96</td></tr> <tr><td>2.5</td><td>103</td><td>08.92</td><td>07.94</td></tr> <tr><td>2.5</td><td>106</td><td>08.94</td><td>12.96</td></tr> <tr><td>2.5</td><td>125</td><td>09.92</td><td>12.96</td></tr> <tr><td>2.5 AWD</td><td>142</td><td>04.96</td><td>12.96</td></tr> <tr><td>2.5 TDI</td><td>103</td><td>08.95</td><td>12.96</td></tr> </table>	2.0	93	08.94	12.96	13.0470-7053.2	LD7053		21273 19,5 +WE	ATE	2.0	105	02.93	12.96	2.0 T	155	02.93	12.96	2.5	103	08.92	07.94	2.5	106	08.94	12.96	2.5	125	09.92	12.96	2.5 AWD	142	04.96	12.96	2.5 TDI	103	08.95	12.96																																						
2.0	93	08.94	12.96	13.0470-7053.2	LD7053							21273 19,5 +WE	ATE																																																															
2.0	105	02.93	12.96																																																																									
2.0 T	155	02.93	12.96																																																																									
2.5	103	08.92	07.94																																																																									
2.5	106	08.94	12.96																																																																									
2.5	125	09.92	12.96																																																																									
2.5 AWD	142	04.96	12.96																																																																									
2.5 TDI	103	08.95	12.96																																																																									
VOLVO C30 Coupe (06-12)																																																																												
	<table border="1"> <tr><td>1.6</td><td>74</td><td>09.06</td><td>12.12</td><td rowspan="19">13.0470-7193.2</td><td rowspan="19">LD7193</td><td rowspan="19">+ 15"/16" Rad ¹⁾</td><td rowspan="19">23723 18,1 +</td><td rowspan="19">ATE</td></tr> <tr><td>1.6 D</td><td>80</td><td>09.06</td><td>12.12</td></tr> <tr><td>1.6 D Efficiency</td><td>77</td><td>09.08</td><td>12.12</td></tr> <tr><td>1.6 D2</td><td>84</td><td>10.10</td><td>12.12</td></tr> <tr><td>1.8</td><td>92</td><td>09.06</td><td>12.12</td></tr> <tr><td>1.8 FlexiFuel</td><td>92</td><td>04.07</td><td>12.12</td></tr> <tr><td>2.0</td><td>107</td><td>09.06</td><td>12.12</td></tr> <tr><td>2.0 D</td><td>100</td><td>09.06</td><td>12.12</td></tr> <tr><td>2.0 D3</td><td>110</td><td>10.10</td><td>12.12</td></tr> <tr><td>2.0 D4</td><td>130</td><td>10.10</td><td>12.12</td></tr> <tr><td>2.4 D5</td><td>120</td><td>10.06</td><td>12.12</td></tr> <tr><td>2.4 D5</td><td>132</td><td>09.06</td><td>12.12</td></tr> <tr><td>2.4 i</td><td>125</td><td>09.06</td><td>12.12</td></tr> <tr><td>2.5 T5</td><td>162</td><td>09.06</td><td>12.12</td></tr> <tr><td>2.5 T5</td><td>169</td><td>03.07</td><td>12.12</td></tr> <tr><td>Electric</td><td>82</td><td>12.10</td><td>12.12</td></tr> </table>	1.6	74	09.06	12.12	13.0470-7193.2	LD7193	+ 15"/16" Rad ¹⁾	23723 18,1 +	ATE	1.6 D	80	09.06	12.12	1.6 D Efficiency	77	09.08	12.12	1.6 D2	84	10.10	12.12	1.8	92	09.06	12.12	1.8 FlexiFuel	92	04.07	12.12	2.0	107	09.06	12.12	2.0 D	100	09.06	12.12	2.0 D3	110	10.10	12.12	2.0 D4	130	10.10	12.12	2.4 D5	120	10.06	12.12	2.4 D5	132	09.06	12.12	2.4 i	125	09.06	12.12	2.5 T5	162	09.06	12.12	2.5 T5	169	03.07	12.12	Electric	82	12.10	12.12						
1.6	74	09.06	12.12	13.0470-7193.2	LD7193						+ 15"/16" Rad ¹⁾	23723 18,1 +	ATE																																																															
1.6 D	80	09.06	12.12																																																																									
1.6 D Efficiency	77	09.08	12.12																																																																									
1.6 D2	84	10.10	12.12																																																																									
1.8	92	09.06	12.12																																																																									
1.8 FlexiFuel	92	04.07	12.12																																																																									
2.0	107	09.06	12.12																																																																									
2.0 D	100	09.06	12.12																																																																									
2.0 D3	110	10.10	12.12																																																																									
2.0 D4	130	10.10	12.12																																																																									
2.4 D5	120	10.06	12.12																																																																									
2.4 D5	132	09.06	12.12																																																																									
2.4 i	125	09.06	12.12																																																																									
2.5 T5	162	09.06	12.12																																																																									
2.5 T5	169	03.07	12.12																																																																									
Electric	82	12.10	12.12																																																																									
	<table border="1"> <tr><td>1.6</td><td>74</td><td>09.06</td><td>12.12</td><td rowspan="19">13.0470-7195.2</td><td rowspan="19">LD7195</td><td rowspan="19">ersetzt Belag mit Federn ²⁾</td><td rowspan="19">23482 16,6 +</td><td rowspan="19">ATE</td></tr> <tr><td>1.6 D</td><td>80</td><td>09.06</td><td>12.12</td></tr> <tr><td>1.6 D Efficiency</td><td>77</td><td>09.08</td><td>12.12</td></tr> <tr><td>1.6 D2</td><td>84</td><td>10.10</td><td>12.12</td></tr> <tr><td>1.8</td><td>92</td><td>09.06</td><td>12.12</td></tr> <tr><td>1.8 FlexiFuel</td><td>92</td><td>04.07</td><td>12.12</td></tr> <tr><td>2.0</td><td>107</td><td>09.06</td><td>12.12</td></tr> <tr><td>2.0 D</td><td>100</td><td>09.06</td><td>12.12</td></tr> <tr><td>2.0 D3</td><td>110</td><td>10.10</td><td>12.12</td></tr> <tr><td>2.0 D4</td><td>130</td><td>10.10</td><td>12.12</td></tr> <tr><td>2.4 D5</td><td>120</td><td>10.06</td><td>12.12</td></tr> <tr><td>2.4 D5</td><td>132</td><td>09.06</td><td>12.12</td></tr> <tr><td>2.4 i</td><td>125</td><td>09.06</td><td>12.12</td></tr> <tr><td>2.5 T5</td><td>162</td><td>09.06</td><td>12.12</td></tr> <tr><td>2.5 T5</td><td>169</td><td>03.07</td><td>12.12</td></tr> </table>	1.6	74											09.06	12.12	13.0470-7195.2	LD7195	ersetzt Belag mit Federn ²⁾	23482 16,6 +	ATE	1.6 D	80	09.06	12.12	1.6 D Efficiency	77	09.08	12.12	1.6 D2	84	10.10	12.12	1.8	92	09.06	12.12	1.8 FlexiFuel	92	04.07	12.12	2.0	107	09.06	12.12	2.0 D	100	09.06	12.12	2.0 D3	110	10.10	12.12	2.0 D4	130	10.10	12.12	2.4 D5	120	10.06	12.12	2.4 D5	132	09.06	12.12	2.4 i	125	09.06	12.12	2.5 T5	162	09.06	12.12	2.5 T5	169	03.07	12.12
1.6	74	09.06	12.12											13.0470-7195.2	LD7195						ersetzt Belag mit Federn ²⁾	23482 16,6 +	ATE																																																					
1.6 D	80	09.06	12.12																																																																									
1.6 D Efficiency	77	09.08	12.12																																																																									
1.6 D2	84	10.10	12.12																																																																									
1.8	92	09.06	12.12																																																																									
1.8 FlexiFuel	92	04.07	12.12																																																																									
2.0	107	09.06	12.12																																																																									
2.0 D	100	09.06	12.12																																																																									
2.0 D3	110	10.10	12.12																																																																									
2.0 D4	130	10.10	12.12																																																																									
2.4 D5	120	10.06	12.12																																																																									
2.4 D5	132	09.06	12.12																																																																									
2.4 i	125	09.06	12.12																																																																									
2.5 T5	162	09.06	12.12																																																																									
2.5 T5	169	03.07	12.12																																																																									
VOLVO C70 Coupe (97-02)																																																																												
	<table border="1"> <tr><td>2.0</td><td>132</td><td>03.97</td><td>12.98</td><td rowspan="3">13.0470-7193.2</td><td rowspan="3">LD7193</td><td rowspan="3">+ 15"/16" Rad ¹⁾</td><td rowspan="3">23723 18,1 +</td><td rowspan="3">ATE</td></tr> <tr><td>2.0 T</td><td>166</td><td>03.97</td><td>12.98</td></tr> <tr><td>2.5 T</td><td>142</td><td>03.97</td><td>12.98</td></tr> </table>	2.0	132	03.97	12.98	13.0470-7193.2	LD7193	+ 15"/16" Rad ¹⁾	23723 18,1 +	ATE	2.0 T	166	03.97											12.98	2.5 T	142	03.97	12.98																																																
2.0	132	03.97	12.98	13.0470-7193.2	LD7193						+ 15"/16" Rad ¹⁾	23723 18,1 +	ATE																																																															
2.0 T	166	03.97	12.98																																																																									
2.5 T	142	03.97	12.98																																																																									
	<table border="1"> <tr><td>2.0</td><td>132</td><td>01.99</td><td>09.02</td><td rowspan="6">13.0470-7053.2</td><td rowspan="6">LD7053</td><td rowspan="6">+ 15"/16" Rad ¹⁾</td><td rowspan="6">21273 19,5 +WE</td><td rowspan="6">ATE</td></tr> <tr><td>2.0 T</td><td>120</td><td>03.00</td><td>09.02</td></tr> <tr><td>2.0 T</td><td>166</td><td>01.99</td><td>09.02</td></tr> <tr><td>2.5</td><td>121</td><td>09.99</td><td>09.02</td></tr> <tr><td>2.5</td><td>125</td><td>11.99</td><td>09.02</td></tr> <tr><td>2.5 T</td><td>142</td><td>01.99</td><td>09.02</td></tr> </table>	2.0	132	01.99	09.02	13.0470-7053.2	LD7053	+ 15"/16" Rad ¹⁾	21273 19,5 +WE	ATE	2.0 T	120	03.00	09.02	2.0 T	166	01.99	09.02	2.5	121	09.99	09.02	2.5	125	11.99	09.02	2.5 T	142	01.99	09.02																																														
2.0	132	01.99	09.02	13.0470-7053.2	LD7053						+ 15"/16" Rad ¹⁾	21273 19,5 +WE	ATE																																																															
2.0 T	120	03.00	09.02																																																																									
2.0 T	166	01.99	09.02																																																																									
2.5	121	09.99	09.02																																																																									
2.5	125	11.99	09.02																																																																									
2.5 T	142	01.99	09.02																																																																									
	<table border="1"> <tr><td>2.0</td><td>132</td><td>03.97</td><td>09.02</td><td rowspan="7">13.0470-4044.2</td><td rowspan="7">LD4044</td><td rowspan="7"></td><td rowspan="7">20755 15,1</td><td rowspan="7">ATE</td></tr> <tr><td>2.0 T</td><td>120</td><td>03.00</td><td>09.02</td></tr> <tr><td>2.0 T</td><td>166</td><td>03.97</td><td>09.02</td></tr> <tr><td>2.3 T5</td><td>176</td><td>03.97</td><td>09.02</td></tr> <tr><td>2.5</td><td>121</td><td>03.99</td><td>09.02</td></tr> <tr><td>2.5</td><td>125</td><td>11.99</td><td>09.02</td></tr> <tr><td>2.5 T</td><td>142</td><td>03.97</td><td>09.02</td></tr> </table>	2.0	132	03.97	09.02	13.0470-4044.2	LD4044		20755 15,1	ATE	2.0 T	120	03.00	09.02	2.0 T	166	03.97	09.02	2.3 T5	176	03.97	09.02	2.5	121	03.99	09.02	2.5	125	11.99	09.02	2.5 T	142	03.97	09.02																																										
2.0	132	03.97	09.02	13.0470-4044.2	LD4044							20755 15,1	ATE																																																															
2.0 T	120	03.00	09.02																																																																									
2.0 T	166	03.97	09.02																																																																									
2.3 T5	176	03.97	09.02																																																																									
2.5	121	03.99	09.02																																																																									
2.5	125	11.99	09.02																																																																									
2.5 T	142	03.97	09.02																																																																									
VOLVO C70 I Cabrio (98-06)																																																																												
	<table border="1"> <tr><td>2.0</td><td>132</td><td>03.98</td><td>02.06</td><td rowspan="5">13.0470-7053.2</td><td rowspan="5">LD7053</td><td rowspan="5"></td><td rowspan="5">21273 19,5 +WE</td><td rowspan="5">ATE</td></tr> <tr><td>2.0 T</td><td>120</td><td>03.00</td><td>02.06</td></tr> <tr><td>2.4 T</td><td>147</td><td>07.02</td><td>02.06</td></tr> <tr><td>2.5</td><td>125</td><td>06.98</td><td>02.06</td></tr> <tr><td>2.5 T</td><td>142</td><td>03.98</td><td>02.06</td></tr> </table>	2.0	132	03.98	02.06	13.0470-7053.2	LD7053		21273 19,5 +WE	ATE	2.0 T	120	03.00	02.06	2.4 T	147	07.02	02.06	2.5	125	06.98	02.06	2.5 T	142	03.98	02.06																																																		
2.0	132	03.98	02.06	13.0470-7053.2	LD7053							21273 19,5 +WE	ATE																																																															
2.0 T	120	03.00	02.06																																																																									
2.4 T	147	07.02	02.06																																																																									
2.5	125	06.98	02.06																																																																									
2.5 T	142	03.98	02.06																																																																									
	<table border="1"> <tr><td>2.0</td><td>132</td><td>03.98</td><td>02.06</td><td rowspan="9">13.0470-4044.2</td><td rowspan="9">LD4044</td><td rowspan="9"></td><td rowspan="9">20755 15,1</td><td rowspan="9">ATE</td></tr> <tr><td>2.0 T</td><td>120</td><td>03.00</td><td>02.06</td></tr> <tr><td>2.0 T</td><td>166</td><td>03.98</td><td>02.06</td></tr> <tr><td>2.3 T5</td><td>176</td><td>03.98</td><td>02.06</td></tr> <tr><td>2.3 T5</td><td>180</td><td>07.02</td><td>02.06</td></tr> <tr><td>2.4 T</td><td>147</td><td>07.02</td><td>02.06</td></tr> <tr><td>2.5</td><td>125</td><td>06.98</td><td>02.06</td></tr> <tr><td>2.5 T</td><td>142</td><td>03.98</td><td>02.06</td></tr> </table>	2.0	132	03.98	02.06	13.0470-4044.2	LD4044		20755 15,1	ATE	2.0 T	120	03.00	02.06	2.0 T	166	03.98	02.06	2.3 T5	176	03.98	02.06	2.3 T5	180	07.02	02.06	2.4 T	147	07.02	02.06	2.5	125	06.98	02.06	2.5 T	142	03.98	02.06																																						
2.0	132	03.98	02.06	13.0470-4044.2	LD4044							20755 15,1	ATE																																																															
2.0 T	120	03.00	02.06																																																																									
2.0 T	166	03.98	02.06																																																																									
2.3 T5	176	03.98	02.06																																																																									
2.3 T5	180	07.02	02.06																																																																									
2.4 T	147	07.02	02.06																																																																									
2.5	125	06.98	02.06																																																																									
2.5 T	142	03.98	02.06																																																																									

¹⁾ + 15"/16" wheel / + ruota 15"/16" / + roue 15"/16" / + rueda 15"/16"

²⁾ replaces pad with springs / sostituisce la guarnizione con molle / remplace la garniture avec ressorts / sustituye guarnición con resortes



VOLVO C70 II Cabrio (06-13)

	2.0 D	100	06.08	07.13	- (USA) J	13.0470-7193.2	LD7193	- 17" Rad ¹⁾	23723 18,1 +	ATE					
	2.0 D3	110	10.10	07.13											
	2.0 D4	130	10.10	07.13											
	2.4	103	03.06	07.13	- (USA) J										
	2.4 D5	132	03.06	07.13	- (USA) J										
	2.4 i	125	03.06	07.13	- (USA) J										
	2.5 T5	162	03.06	07.13	- (USA) J										
	2.5 T5	169	03.07	07.13	- (USA) J										
	2.0 D	100	06.08	07.13	- (USA) J						13.0470-7204.2	LD7204	+ 17" Rad ²⁾	23912 18,8 +	ATE
	2.0 D3	110	10.10	07.13											
2.0 D4	130	10.10	07.13												
2.4	103	03.06	07.13	- (USA) J											
2.4 D5	132	03.06	07.13	- (USA) J											
2.4 i	125	03.06	07.13	- (USA) J											
2.5 T5	162	03.06	07.13	- (USA) J											
2.5 T5	169	03.07	07.13	- (USA) J											
	2.0 D	100	06.08	07.13		13.0470-7195.2	LD7195	ersetzt Belag mit Federn ³⁾	23482 16,6 +	ATE					
	2.0 D3	110	10.10	07.13											
	2.0 D4	130	10.10	07.13											
	2.4	103	03.06	07.13											
	2.4 D5	132	03.06	07.13											
	2.4 i	125	03.06	07.13											
	2.5 T5	162	03.06	07.13											
	2.5 T5	169	03.07	07.13											

VOLVO S40 II (04-12)

	1.6 D	80	04.07	05.12	- (USA) J	13.0470-7193.2	LD7193	- 17" Rad ¹⁾	23723 18,1 +	ATE					
	1.6 D	81	01.05	05.12	- (USA) J						13.0470-7204.2	LD7204	+ 17" Rad ²⁾	23912 18,8 +	ATE
	1.6 D2	84	10.10	05.12	- (USA) J										
	1.6 i	74	01.05	05.12	- (USA) J										
	1.8	92	04.04	05.12	- (USA) J										
	1.8 FlexiFuel	92	04.07	05.12	- (USA) J										
	2.0 D	100	01.04	05.12	- (USA) J										
	2.0 D3	110	10.10	05.12	- (USA) J										
	2.0 D4	96	07.05	05.12	- (USA) J										
	2.0 D4	130	10.10	05.12	- (USA) J										
	2.0 FlexiFuel	107	10.06	05.12	- (USA) J										
	2.0 i	107	10.06	05.12	- (USA) J										
	2.4	103	01.04	05.12	- (USA) J										
	2.4	125	01.04	05.12	- (USA) J										
	2.4 4X4	125	08.06	05.12	- (USA) J										
	2.4 D5	132	03.06	05.12	- (USA) J										
	2.5 T5	162	01.04	05.12	- (USA) J										
	2.5 T5	169	03.07	05.12	- (USA) J										
	2.5 T5 AWD	162	04.04	05.12	- (USA) J										
	2.5 T5 AWD	169	03.07	05.12	- (USA) J										
	1.6 D	80	04.07	05.12		13.0470-7195.2	LD7195	ersetzt Belag mit Federn ³⁾	23482 16,6 +	ATE					
	1.6 D	81	01.05	05.12											
	1.6 D2	84	10.10	05.12											
	1.6 i	74	01.05	05.12											
	1.8	92	04.04	05.12											
	1.8 FlexiFuel	92	04.07	05.12											
	2.0 D	100	01.04	05.12											
	2.0 D3	110	10.10	05.12											
	2.0 D4	96	07.05	05.12											
	2.0 D4	130	10.10	05.12											
	2.0 FlexiFuel	107	10.06	05.12											
	2.0 i	107	10.06	05.12											
	2.4	103	01.04	05.12											
	2.4	125	01.04	05.12											
	2.4 4X4	125	08.06	05.12											
	2.4 D5	132	03.06	05.12											
	2.5 T5	162	01.04	05.12											
	2.5 T5	169	03.07	05.12											
	2.5 T5 AWD	162	04.04	05.12											
	2.5 T5 AWD	169	03.07	05.12											

VOLVO S60 I (00-09)

	2.0 T	132	09.01	01.09		13.0470-7145.2	LD7145	- 17" Rad ¹⁾	23073 18,8 +	ATE					
	2.3 T5	184	08.00	04.04							13.0470-7187.2	LD7187	+ 17" Rad ²⁾	23950 19,5 +	ATE
	2.3 T5	195	07.00	09.02											
	2.4	103	11.00	01.09											
	2.4	125	11.00	01.09											
	2.4 Bi-Fuel	103	06.02	01.09											
	2.4 D	93	09.05	01.09											
	2.4 D	96	12.01	01.09											
	2.4 D5	120	07.01	01.09											
	2.4 D5	136	09.05	01.09											
	2.4 T	147	11.00	01.09											
	2.4 T AWD	147	11.01	01.09											
	2.4 T5	191	04.04	01.09											
	2.5 T	154	02.04	01.09											
	2.5 T AWD	154	04.04	01.09											

¹⁾ - 17" wheel / - ruota 17" / - roue 17" / - rueda 17"

²⁾ + 17" wheel / + ruota 17" / + roue 17" / + rueda 17"

³⁾ replaces pad with springs / sostituisce la guarnizione con molle / remplace la garniture avec ressorts / sustituye guarnición con resortes



VOLVO S60 I (00-09)										
	2.0 T	132		09.01	01.09			13.0470-7135.2	LD7135	23076 17,5 + ATE
	2.3 T5	184		08.00	04.04					
	2.3 T5	195		07.00	09.02					
	2.4	103		11.00	01.09					
	2.4	125		11.00	01.09					
	2.4 Bi-Fuel	103		06.02	01.09					
	2.4 D	93		09.05	01.09					
	2.4 D	96		12.01	01.09					
	2.4 D5	120		07.01	01.09					
	2.4 D5	136		09.05	01.09					
	2.4 T	147		11.00	01.09					
	2.4 T AWD	147		11.01	01.09					
	2.4 T5	191		04.04	01.09					
	2.5 T	154		02.04	01.09					
	2.5 T AWD	154		04.04	01.09					

VOLVO S60 II (10-)										
	1.6 D DRIVE	84		01.11		+ Bremsscheibendurchm. 300 mm ¹⁾		13.0470-7228.2	LD7228	24123 20,3 + ATE
	2.0 T	149		04.10		+ Bremsscheibendurchm. 300 mm ¹⁾				
	D2	84		04.13		+ Bremsscheibendurchm. 300 mm ¹⁾				
	D3	100		05.12		+ Bremsscheibendurchm. 300 mm ¹⁾				
	D3	120		04.10		+ Bremsscheibendurchm. 300 mm ¹⁾				
	D4	120		05.12		+ Bremsscheibendurchm. 300 mm ¹⁾				
	D4	133		09.13		+ Bremsscheibendurchm. 300 mm ¹⁾				
	D5	151		04.10		+ Bremsscheibendurchm. 300 mm ¹⁾				
	D5	158		06.11		+ Bremsscheibendurchm. 300 mm ¹⁾				
	D5	169		04.14		+ Bremsscheibendurchm. 300 mm ¹⁾				
	D5 AWD	151		04.10		+ Bremsscheibendurchm. 300 mm ¹⁾				
	D5 AWD	158		06.11		+ Bremsscheibendurchm. 300 mm ¹⁾				
	D5 AWD	169		04.14		+ Bremsscheibendurchm. 300 mm ¹⁾				
	T3	110		04.10		+ Bremsscheibendurchm. 300 mm ¹⁾				
	T4	132		04.10		+ Bremsscheibendurchm. 300 mm ¹⁾				
	T4F	132		04.11		+ Bremsscheibendurchm. 300 mm ¹⁾				
	T5	176		04.10		+ Bremsscheibendurchm. 300 mm ¹⁾				
	T5	180		09.13		+ Bremsscheibendurchm. 300 mm ¹⁾				
	1.6 D DRIVE	84		01.11		+ Bremsscheibendurchm. 316mm ²⁾		13.0470-7243.2	LD7243	24142 20,6 + ATE
	2.0 T	149		04.10		+ Bremsscheibendurchm. 316mm ²⁾				
	D2	84		04.13		+ Bremsscheibendurchm. 316mm ²⁾				
	D3	100		05.12		+ Bremsscheibendurchm. 316mm ²⁾				
	D3	120		04.10		+ Bremsscheibendurchm. 316mm ²⁾				
	D4	120		05.12		+ Bremsscheibendurchm. 316mm ²⁾				
	D4	133		09.13		+ Bremsscheibendurchm. 316mm ²⁾				
	D5	151		04.10		+ Bremsscheibendurchm. 316mm ²⁾				
	D5	158		06.11		+ Bremsscheibendurchm. 316mm ²⁾				
	D5	169		04.14		+ Bremsscheibendurchm. 316mm ²⁾				
	D5 AWD	151		04.10		+ Bremsscheibendurchm. 316mm ²⁾				
	D5 AWD	158		06.11		+ Bremsscheibendurchm. 316mm ²⁾				
	D5 AWD	169		04.14		+ Bremsscheibendurchm. 316mm ²⁾				
	T3	110		04.10		+ Bremsscheibendurchm. 316mm ²⁾				
	T4	132		04.10		+ Bremsscheibendurchm. 316mm ²⁾				
	T4F	132		04.11		+ Bremsscheibendurchm. 316mm ²⁾				
	T5	176		04.10		+ Bremsscheibendurchm. 316mm ²⁾				
	T5	180		09.13		+ Bremsscheibendurchm. 316mm ²⁾				
	T6	224		04.10		+ Bremsscheibendurchm. 316mm ²⁾				
	1.6 D DRIVE	84		01.11		- (GBN) (USA)		13.0470-2722.2	LD2722	- belüftete Scheiben ³⁾ 24496 17,3 /Zub/S LUC
	2.0 T	149		04.10		- (GBN) (USA)				
	D2	84		04.13						
	D3	100		05.12						
	D3	120		04.10		- (GBN) (USA)				
	D4	120		05.12						
	D4	133		09.13						
	D5	151		04.10		- (GBN) (USA)				
	D5	158		06.11		- (GBN) (USA)				
	D5	169		04.14						
	D5 AWD	151		04.10		- (GBN) (USA)				
	D5 AWD	158		06.11		- (GBN) (USA)				
	D5 AWD	169		04.14						
	T3	110		04.10		- (GBN) (USA)				
	T4	132		04.10		- (GBN) (USA)				
	T4F	132		04.11		- (GBN) (USA)				
	T5	176		04.10		- (GBN) (USA)				
	T5	180		09.13						
	T6	225		09.13						
	T6 AWD	224		04.10		- (GBN) (USA)				
	1.6 D DRIVE	84		01.11				13.0470-2736.2	LD2736	+ belüftete Scheiben ⁴⁾ 24496 17,3 /Zub/S LUC
	2.0 T	149		04.10						
	D2	84		04.13						
	D3	120		04.10						
	D4	120		05.12						
	D4	133		09.13						
	D5	151		04.10						
	D5	158		06.11						
	D5	169		04.14						
	D5 AWD	151		04.10						
	D5 AWD	158		06.11						
	D5 AWD	169		04.14						
	T3	110		04.10						

1) + brake disc diameter 300mm / + diametro dischi freno 300mm / + diamètre disques frein 300mm / + diámetro disco freno 300mm
2) + brake disc diameter 316mm / + diametro dischi freno 316mm / + diamètre disques frein 316mm / + diámetro disco freno 316mm
3) - ventilated discs / - dischi ventilati / - disques ventilés / - disco ventilado
4) + ventilated discs / + dischi ventilati / + disques ventilés / + disco ventilado





VOLVO S60 II (10-)										
	T4	132		04.10		13.0470-2736.2	LD2736		+ belüftete Scheiben ¹⁾	24496 17,3 /Zub/S LUC
	T4F	132		04.11						
	T5	176		04.10						
	T5	180		09.13						
	T6	225		09.13						
	T6 AWD	224		04.10						
VOLVO S70 (97-00)										
	2.0	93		01.97	11.00	13.0470-7053.2	LD7053			21273 19,5 +/WE ATE
	2.0	105		01.97	11.00					
	2.0 20V	120		01.97	11.00					
	2.0 20V	132		01.97	11.00					
	2.0 T	155		01.97	11.00					
	2.0 T	166		01.97	11.00					
	2.3	195		04.99	09.00					
	2.4	103		08.99	11.00					
	2.4	125		01.97	11.00					
	2.4 AWD			10.98	05.99					
	2.4 AWD	103		04.99	09.00					
	2.4 AWD	106		11.96	05.99					
	2.4 AWD	142		11.96	09.00					
	2.4 Blu-Fuel	103		07.97	09.00					
	2.4 T	142		01.97	11.00					
	2.5	106		01.97	11.00					
	2.5	121		06.98	11.00					
	2.5 Bifuel	103		07.99	11.00					
	2.5 Bifuel	106		10.98	11.00					
	2.5 TDI	103		01.97	11.00					
	2.5 TDi AWD	103		10.99	09.00					
	2.0	93		01.97	11.00	13.0470-4044.2	LD4044			20755 15,1 ATE
	2.0	105		01.97	11.00					
	2.0 20V	120		01.97	11.00					
	2.0 20V	132		01.97	11.00					
	2.0 T	155		01.97	11.00					
	2.0 T	166		01.97	11.00					
	2.3	195		04.99	09.00					
	2.3 T	184		01.97	11.00					
	2.3 T5	176		01.97	11.00					
	2.4	103		08.99	11.00					
	2.4	125		01.97	11.00					
	2.4 AWD			10.98	05.99					
	2.4 AWD	103		04.99	09.00					
	2.4 AWD	106		11.96	05.99					
	2.4 AWD	142		11.96	09.00					
	2.4 Blu-Fuel	103		07.97	09.00					
	2.4 T	142		01.97	11.00					
	2.5	106		01.97	11.00					
	2.5	121		06.98	11.00					
	2.5 Bifuel	103		07.99	11.00					
	2.5 Bifuel	106		10.98	11.00					
	2.5 TDI	103		01.97	11.00					
	2.5 TDi AWD	103		10.99	09.00					
VOLVO S80 I (98-06)										
	2.0	120		06.98	02.06	13.0470-7145.2	LD7145		- 17" Rad ²⁾	23073 18,8 + ATE
	2.0 T	132		12.99	02.06	13.0470-7187.2	LD7187		+ 17" Rad ³⁾	23950 19,5 + ATE
	2.0 T	166		06.98	02.06					
	2.4	103		01.99	02.06					
	2.4	125		01.99	02.06					
	2.4 Bi-Fuel	103		09.01	02.06					
	2.4 D	96		10.01	02.06					
	2.4 D5	120		08.01	02.06					
	2.4 T	147		06.00	02.06					
	2.5 T	154		07.03	02.06					
	2.5 TDI	103		01.99	02.06					
	2.9	147		03.99	02.06					
	2.9	150		05.98	02.06					
	3.0	144		06.01	02.06					
	2.8 T6	200		05.98	02.06	13.0470-7187.2	LD7187		+ 17" Rad ³⁾	23950 19,5 + ATE
	3.0 T6	200		06.01	02.06					
	2.0	120		06.98	02.06	13.0470-7135.2	LD7135			23076 17,5 + ATE
	2.0 T	132		12.99	02.06					
	2.0 T	166		06.98	02.06					
	2.4	103		01.99	02.06					
	2.4	125		01.99	02.06					
	2.4 Bi-Fuel	103		09.01	02.06					
	2.4 D	96		10.01	02.06					
	2.4 D5	120		08.01	02.06					
	2.4 T	147		06.00	02.06					
	2.5 T	154		07.03	02.06					
	2.5 TDI	103		01.99	02.06					
	2.8 T6	200		05.98	02.06					
	2.9	147		03.99	02.06					
	2.9	150		05.98	02.06					
	3.0	144		06.01	02.06					
	3.0 T6	200		06.01	02.06					

¹⁾ + ventilated discs / + dischi ventilati / + disques ventilés / + disco ventilado

²⁾ - 17" wheel / - ruota 17" / - roue 17" / - rueda 17"

³⁾ + 17" wheel / + ruota 17" / + roue 17" / + rueda 17"



VOLVO S80 II (06-)

	1.6 D DRIVE		01.10	13.0470-7228.2	LD7228	+ 16" Rad ¹⁾	24123 20,3 +	ATE
	2.0	107	09.07					
	2.0 D	100	09.07					
	2.0 FlexiFuel	107	09.07					
	2.0 T	149	01.10					
	2.0 TDi	100	02.08					
	2.4 D	120	03.06					
	2.4 D	129	04.09					
	2.4 D5	136	03.06					
	2.4 D5	151	11.08					
	2.4 D5	158	06.11					
	2.4 D5 AWD	136	01.07					
	2.4 D5 AWD	151	01.10					
	2.4 D5 AWD	158	06.11					
	2.5 T	147	03.06					
	2.5 T	170	01.10					
	2.5 T AWD	147	10.06					
	2.5 T FlexFuel	147	04.08					
	2.5 T FlexiFuel	170	01.10					
	3.0 T6 AWD	210	01.07					
	3.2		03.06					
	3.2 AWD		01.07					
	D2	84	04.13					
	D3	100	05.12					
	D3	120	01.10					
D4	133	09.13						
T4	132	10.10						
T4F	132	05.11						
T5	177	10.10						
T5	180	09.13						
	1.6 D DRIVE		01.10	13.0470-7243.2	LD7243	+ 17"/18" Rad ²⁾	24142 20,6 +	ATE
	2.0	107	09.07					
	2.0 D	100	09.07					
	2.0 FlexiFuel	107	09.07					
	2.0 T	149	01.10					
	2.0 TDi	100	02.08					
	2.4 D	120	03.06					
	2.4 D	129	04.09					
	2.4 D5	136	03.06					
	2.4 D5	151	11.08					
	2.4 D5	158	06.11					
	2.4 D5 AWD	136	01.07					
	2.4 D5 AWD	151	01.10					
	2.4 D5 AWD	158	06.11					
	2.5 T	147	03.06					
	2.5 T	170	01.10					
	2.5 T AWD	147	10.06					
	2.5 T FlexFuel	147	04.08					
	2.5 T FlexiFuel	170	01.10					
	3.0 T6 AWD	210	01.07					
	3.2		03.06					
	3.2 AWD		01.07					
	D2	84	04.13					
	D3	100	05.12					
	D3	120	01.10					
D4	133	09.13						
T4	132	10.10						
T4F	132	05.11						
T5	177	10.10						
T5	180	09.13						
	1.6 D DRIVE		01.10	13.0470-2722.2	LD2722	+ elektrische Feststellbremse ⁴⁾	24496 17,3 /Zub/S	LUC
	2.0	107	09.07					
	2.0 D	100	09.07					
	2.0 FlexiFuel	107	09.07					
	2.0 T	149	01.10					
	2.0 TDi	100	02.08					
	2.4 D	120	03.06					
	2.4 D	129	04.09					
	2.4 D5	136	03.06					
	2.4 D5	151	11.08					
	2.4 D5	158	06.11					
	2.4 D5 AWD	136	01.07					
	2.4 D5 AWD	151	01.10					
	2.4 D5 AWD	158	06.11					
	2.5 T	147	03.06					
	2.5 T	170	01.10					
	2.5 T AWD	147	10.06					
	2.5 T FlexFuel	147	04.08					
	2.5 T FlexiFuel	170	01.10					
	3.0 T6 AWD	210	01.07					
	3.2		03.06					
	3.2 AWD		01.07					
	4.4 V8 AWD	232	03.06					
	D2	84	04.13					
	D3	100	05.12					
D3	120	01.10						
D4	133	09.13						

¹⁾ + 16" wheel / + ruota 16" / + roue 16" / + rueda 16"

²⁾ + 17"/18" wheel / + ruota 17"/18" / + roue 17"/18" / + rueda 17"/18"

³⁾ + solid discs / + dischi massiccio / + disques massive / + disco macizo

⁴⁾ + electric parking brake / + freno a mano elettrico / + frein à main électrique / + freno de mano eléctrico



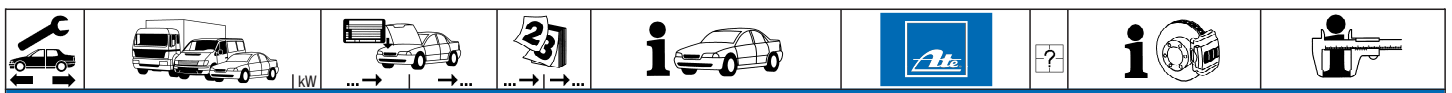


VOLVO S80 II (06-)										
T4	132		10.10	+ massive Scheiben ¹⁾	13.0470-2722.2	LD2722		+ elektrische Feststellbremse ²⁾	24496 17,3 /Zub/S	LUC
	T4F	132	05.11	+ massive Scheiben ¹⁾						
T5	177		10.10	+ massive Scheiben ¹⁾						
T5	180		09.13	+ massive Scheiben ¹⁾						
T6 AWD	224		10.10	+ massive Scheiben ¹⁾						
1.6 D DRIVE			01.10	+ belüftete Scheiben ³⁾	13.0470-2736.2	LD2736		+ elektrische Feststellbremse ²⁾	24496 17,3 /Zub/S	LUC
2.0	107		09.07	+ belüftete Scheiben ³⁾						
2.0 D	100		09.07	+ belüftete Scheiben ³⁾						
2.0 FlexiFuel	107		09.07	+ belüftete Scheiben ³⁾						
2.0 T	149		01.10	+ belüftete Scheiben ³⁾						
2.0 TDi	100		02.08	+ belüftete Scheiben ³⁾						
2.4 D	120		03.06	+ belüftete Scheiben ³⁾						
2.4 D	129		04.09	+ belüftete Scheiben ³⁾						
2.4 D5	136		03.06	+ belüftete Scheiben ³⁾						
2.4 D5	151		11.08	+ belüftete Scheiben ³⁾						
2.4 D5	158		06.11	+ belüftete Scheiben ³⁾						
2.4 D5 AWD	136		01.07	+ belüftete Scheiben ³⁾						
2.4 D5 AWD	151		01.10	+ belüftete Scheiben ³⁾						
2.4 D5 AWD	158		06.11	+ belüftete Scheiben ³⁾						
2.5 T	147		03.06	+ belüftete Scheiben ³⁾						
2.5 T	170		01.10	+ belüftete Scheiben ³⁾						
2.5 T AWD	147		10.06	+ belüftete Scheiben ³⁾						
2.5 T FlexiFuel	147		04.08	+ belüftete Scheiben ³⁾						
2.5 T FlexiFuel	170		01.10	+ belüftete Scheiben ³⁾						
3.0 T6 AWD	210		01.07	+ belüftete Scheiben ³⁾						
3.2			03.06	+ belüftete Scheiben ³⁾						
3.2 AWD			01.07	+ belüftete Scheiben ³⁾						
4.4 V8 AWD	232		03.06	+ belüftete Scheiben ³⁾						
D2	84		04.13	+ belüftete Scheiben ³⁾						
D3	100		05.12	+ belüftete Scheiben ³⁾						
D3	120		01.10	+ belüftete Scheiben ³⁾						
D4	133		09.13	+ belüftete Scheiben ³⁾						
T4	132		10.10	+ belüftete Scheiben ³⁾						
T4F	132		05.11	+ belüftete Scheiben ³⁾						
T5	177		10.10	+ belüftete Scheiben ³⁾						
T5	180		09.13	+ belüftete Scheiben ³⁾						
T6 AWD	224		10.10	+ belüftete Scheiben ³⁾						

VOLVO V40 (12-)										
D2	84		09.12		13.0470-7193.2	LD7193		+ 15"/16" Rad ⁴⁾	23723 18,1 +	ATE
	D3	110	09.12							
	D4	130	09.12							
	D4	140	05.14							
	T2 GTDi	88	03.13							
	T3 GTDi	110	09.12							
	T4	132	04.13							
	T4 GTDi	132	09.12							
	T5	180	05.14							
	T5 AWD	180	05.14							
D2	84		09.12		13.0470-7204.2	LD7204		+ 17" Rad ⁵⁾	23912 18,8 +	ATE
	D3	110	09.12							
	D4	130	09.12							
	D4	140	05.14							
	T2 GTDi	88	03.13							
	T3 GTDi	110	09.12							
	T4	132	04.13							
	T4 AWD	132	04.13							
	T4 GTDi	132	09.12							
	T5	180	05.14							
	T5	187	09.12							
	T5 AWD	157	03.13							
	T5 AWD	180	05.14							
T5 AWD	187	01.13								
D3	110		09.12		13.0470-7195.2	LD7195			23482 16,6 +	ATE
	D4	130	09.12							
	D4	140	05.14							
	T2 GTDi	88	03.13							
	T3 GTDi	110	09.12							
	T4	132	04.13							
	T4 AWD	132	04.13							
	T4 GTDi	132	09.12							
	T5	180	05.14							
	T5	187	09.12							
T5 AWD	157	03.13								
T5 AWD	180	05.14								
T5 AWD	187	01.13								
D2	84		09.12		13.0470-7195.2	LD7195		- ALU Bremsscheibe ⁶⁾	23482 16,6 +	ATE

VOLVO V50 (04-12)											
1.6 D	80		04.07	05.12	(USA) ↓	13.0470-7193.2	LD7193		- 17" Rad ⁷⁾	23723 18,1 +	ATE
	81		01.05	05.12	(USA) ↓						
1.6 D2	84		01.10	05.12	(USA) ↓	13.0470-7204.2	LD7204		+ 17" Rad ⁵⁾	23912 18,8 +	ATE
1.6 i	74		01.05	05.12	(USA) ↓						
1.8	92		04.04	05.12	(USA) ↓						
1.8 FlexiFuel	92		04.07	05.12	(USA) ↓						
2.0 D	100		04.04	05.12	(USA) ↓						
2.0 D3	110		10.10	05.12	(USA) ↓						

¹⁾ + solid discs / + dischi massiccio / + disques massive / + disco macizo
²⁾ + electric parking brake / + freno a mano elettrico / + frein à main électrique / + freno de mano eléctrico
³⁾ + ventilated discs / + dischi ventilati / + disques ventilés / + disco ventilado
⁴⁾ + 15"/16" wheel / + ruota 15"/16" / + roue 15"/16" / + rueda 15"/16"
⁵⁾ + 17" wheel / + ruota 17" / + roue 17" / + rueda 17"
⁶⁾ - ALU brake disc / - freno de ALU / - disque de frein ALU / - freno de ALU
⁷⁾ - 17" wheel / - ruota 17" / - roue 17" / - rueda 17"



VOLVO V50 (04-12)												
	2.0 D4	130		10.10	05.12	- USA	J	13.0470-7193.2 13.0470-7204.2	LD7193 LD7204	- 17" Rad 1) + 17" Rad 2)	23723 18,1 + 23912 18,8 +	ATE ATE
	2.0 FlexiFuel	107		01.10	05.12	- USA	J					
	2.0 i	107		10.06	05.12	- USA	J					
	2.4	103		04.04	05.12	- USA	J					
	2.4	125		04.04	05.12	- USA	J					
	2.4 AWD	125		08.06	05.12	- USA	J					
	2.4 D5	132		03.06	05.12	- USA	J					
	2.4 Tdi	120		05.07	05.12	- USA	J					
	2.5 T5	162		04.04	05.12	- USA	J					
	2.5 T5	169		03.07	05.12	- USA	J					
2.5 T5 AWD	162		04.04	05.12	- USA	J						
2.5 T5 AWD	169		03.07	05.12	- USA	J						
	1.6 D	80		04.07	05.12			13.0470-7195.2	LD7195	ersetzt Belag mit Federn 3)	23482 16,6 +	ATE
	1.6 D	81		01.05	05.12							
	1.6 D2	84		01.10	05.12							
	1.6 i	74		01.05	05.12							
	1.8	92		04.04	05.12							
	1.8 FlexiFuel	92		04.07	05.12							
	2.0 D	100		04.04	05.12							
	2.0 D3	110		10.10	05.12							
	2.0 D4	130		10.10	05.12							
	2.0 FlexiFuel	107		01.10	05.12							
	2.0 i	107		10.06	05.12							
	2.4	103		04.04	05.12							
	2.4	125		04.04	05.12							
	2.4 AWD	125		08.06	05.12							
	2.4 D5	132		03.06	05.12							
	2.4 Tdi	120		05.07	05.12							
	2.5 T5	162		04.04	05.12							
	2.5 T5	169		03.07	05.12							
	2.5 T5 AWD	162		04.04	05.12							
	2.5 T5 AWD	169		03.07	05.12							

VOLVO V60 (10-)																		
	1.6 DRIVE	84		06.11				13.0470-7228.2	LD7228		24123 20,3 +	ATE						
	2.0 T	149		11.10														
	2.4 D5	158		06.11														
	2.4 D5 AWD	158		06.11														
	2.4 D6 Plug-in-Hybrid	158		11.12														
	D 3	100		10.12														
	D 3	120		11.10														
	D 5	151		11.10														
	D 5 AWD	151		11.10														
	D4	133		10.13														
	D4 AWD	133		10.13														
	D5	169		04.14														
	D5 AWD	169		04.14														
	T3	110		11.10														
	T4	132		11.10														
	T4F	132		04.11														
	T5	177		11.10														
	T5	180		10.13														
		1.6 DRIVE	84		06.11									13.0470-7243.2	LD7243		24142 20,6 +	ATE
		2.0 T	149		11.10													
2.4 D5		158		06.11														
2.4 D5 AWD		158		06.11														
2.4 D6 Plug-in-Hybrid		158		11.12														
D 3		100		11.12														
D 3		120		11.10														
D 5		151		11.10														
D 5 AWD		151		11.10														
D4		133		10.13														
D4 AWD		133		10.13														
D5		169		04.14														
D5 AWD		169		04.14														
T3		110		11.10														
T4		132		11.10														
T4F		132		04.11														
T5		177		11.10														
T5		180		10.13														
		1.6 DRIVE	84		06.11				13.0470-2722.2	LD2722	- CDM USA	24496 17,3 /Zub/S	LUC					
		2.0 T	149		11.10													
	2.4 D5	158		06.11														
	2.4 D5 AWD	158		06.11														
	2.4 D6 Plug-in-Hybrid	158		11.12														
	3.0 T6 AWD	258		05.14														
	D 3	100		10.12														
	D 3	120		11.10														
	D 5	151		11.10														
	D 5 AWD	151		11.10														
	D4	133		10.13														
	D4 AWD	133		10.13														
	D5	169		04.14														
	D5 AWD	169		04.14														
T 6 AWD	224		11.10															
T3	110		11.10															
T4	132		11.10															

1) - 17" wheel / - ruota 17" / - roue 17" / - rueda 17"

2) + 17" wheel / + ruota 17" / + roue 17" / + rueda 17"

3) replaces pad with springs / sostituisce la guarnizione con molle / remplace la garniture avec ressorts / sustituye guarnición con resortes

4) + brake disc diameter 300mm / + diametro dischi freno 300mm / + diamètre disques frein 300mm / + diámetro disco freno 300mm

5) + brake disc diameter 316mm / 336mm / + diametro dischi freno 316mm / 336mm / + diamètre disques frein 316mm / 336mm / + diámetro disco freno 316mm / 336mm

6) + solid discs / + dischi massiccio / + disques massive / + disco macizo





VOLVO V60 (10-)											
	T4F	132		04.11			13.0470-2722.2	LD2722	- (CDM) (USA)	24496 17,3 /Zub/S	LUC
	T5	177		11.10							
	T5	180		10.13		+ massive Scheiben ¹⁾					
	T6	225		10.13		+ massive Scheiben ¹⁾					
	2.4 D5	158		06.11		+ belüftete Scheiben ²⁾	13.0470-2736.2	LD2736		24496 17,3 /Zub/S	LUC
	2.4 D5 AWD	158		06.11		+ belüftete Scheiben ²⁾					
	2.4 D6 Plug-in-Hybrid	158		11.12		+ belüftete Scheiben ²⁾					
	3.0 T6 AWD	258		05.14		+ belüftete Scheiben ²⁾					
	D4	133		10.13		+ belüftete Scheiben ²⁾					
	D4 AWD	133		10.13		+ belüftete Scheiben ²⁾					
D5	169		04.14		+ belüftete Scheiben ²⁾						
D5 AWD	169		04.14		+ belüftete Scheiben ²⁾						
T5	180		10.13		+ belüftete Scheiben ²⁾						
T6	225		10.13		+ belüftete Scheiben ²⁾						

VOLVO V70 I (97-00)											
	2.0	93		01.97	03.00		13.0470-7053.2	LD7053		21273 19,5 +/WE	ATE
	2.0	105		01.97	03.00						
	2.0 20V	120		01.97	03.00						
	2.0 20V	132		01.97	03.00						
	2.0 T	155		01.97	03.00						
	2.3 AWD			04.97	09.98						
	2.3 T5 AWD	176		01.97	03.00						
	2.4	103		08.99	03.00						
	2.4	125		01.97	03.00						
	2.4 AWD	121		10.98	05.99						
	2.4 Bi-Fuel	103		08.99	03.00						
	2.4 T	142		01.97	03.00						
	2.5	106		01.97	03.00						
	2.5	121		06.98	03.00						
	2.5 Bi-Fuel	106		10.98	08.99						
	2.5 T AWD	142		01.97	03.00						
	2.5 TDI	103		01.97	03.00						
		2.0	93		01.97	12.99		13.0470-4044.2	LD4044		20755 15,1
2.0		105		01.97	12.99						
2.0 20V		120		01.97	12.99						
2.0 20V		132		01.97	12.99						
2.0 T		155		01.97	12.99						
2.0 T		166		01.97	12.99						
2.3 AWD				04.97	09.98						
2.3 T		184		01.97	12.99						
2.3 T5		176		01.97	12.99						
2.4		103		08.99	12.99						
2.4		125		01.97	12.99						
2.4 AWD		121		10.98	05.99						
2.4 Bi-Fuel		103		08.99	12.99						
2.4 T		142		01.97	12.99						
2.5		106		01.97	12.99						
2.5		121		06.98	12.99						
2.5 Bi-Fuel		106		10.98	08.99						
2.5 TDI		103		01.97	12.99						
	2.0	93		01.00	03.00		13.0470-7135.2	LD7135		23076 17,5 +	ATE
	2.0	105		01.00	03.00						
	2.0 20V	120		01.00	03.00						
	2.0 20V	132		01.00	03.00						
	2.0 T	155		01.00	03.00						
	2.0 T	166		01.00	03.00						
	2.0 T AWD	166		01.00	03.00						
	2.3 T	184		01.00	03.00						
	2.3 T AWD	184		01.00	03.00						
	2.3 T5	176		01.00	03.00						
	2.3 T5 AWD	176		01.00	03.00						
	2.4	103		01.00	03.00						
	2.4	125		01.00	03.00						
	2.4 Bi-Fuel	103		01.00	03.00						
	2.4 T	142		01.00	03.00						
	2.5	106		01.00	03.00						
	2.5	121		01.00	03.00						
	2.5 AWD	195		01.00	03.00						
2.5 T AWD	142		01.00	03.00							
2.5 TDI	103		01.00	03.00							

VOLVO V70 II (00-07)											
	2.0 T	132		07.01	07.07		13.0470-7145.2	LD7145	- 17" Rad ³⁾	23073 18,8 +	ATE
	2.3	195		10.00	09.04						
	2.4			03.00	07.07						
	2.4	103		03.00	07.07						
	2.4 4X4	121		03.00	09.03						
	2.4 Bi-Fuel	103		09.01	07.07						
	2.4 D	93		05.05	07.07						
	2.4 D	96		12.01	07.07						
	2.4 D5	120		08.01	07.07						
	2.4 D5	136		12.05	07.07						
	2.4 D5 AWD	120		03.03	07.07						
	2.4 D5 AWD	136		12.05	07.07						
	2.4 T	147		03.00	07.07						
	2.4 T AWD	147		09.01	07.07						
	↓										
	↓										

1) + solid discs / + dischi massiccio / + disques massive / + disco macizo
 2) + ventilated discs / + dischi ventilati / + disques ventilés / + disco ventilado
 3) - 17" wheel / - ruota 17" / - roue 17" / - rueda 17"



VOLVO V70 II (00-07)												
	2.5 T	154		04.04	07.07	13.0470-7145.2	LD7145		- 17" Rad ¹⁾	23073 18,8 +	ATE	
	2.5 T AWD	154		09.02	07.07							
	2.5 TDI	103		03.00	07.07							
		2.0 T	132		07.01	07.07	13.0470-7187.2	LD7187		+ 17" Rad ²⁾	23950 19,5 +	ATE
		2.3	195		10.00	09.04						
		2.3 T5	184		03.00	07.07						
		2.4			03.00	07.07						
		2.4	103		03.00	07.07						
		2.4 4X4	121		03.00	09.03						
		2.4 Bi-Fuel	103		09.01	07.07						
		2.4 D	93		05.05	07.07						
		2.4 D	96		12.01	07.07						
		2.4 D5	120		08.01	07.07						
		2.4 D5	136		12.05	07.07						
		2.4 D5 AWD	120		03.03	07.07						
		2.4 D5 AWD	136		12.05	07.07						
		2.4 T	147		03.00	07.07						
		2.4 T AWD	147		09.01	07.07						
		2.4 T5	191		04.04	07.07						
		2.5 T	154		04.04	07.07						
2.5 T AWD		154		09.02	07.07							
2.5 TDI	103		03.00	07.07								
	2.0 T	132		07.01	07.07	13.0470-7135.2	LD7135			23076 17,5 +	ATE	
	2.3	195		10.00	09.04							
	2.3 T5	184		03.00	07.07							
	2.4			03.00	07.07							
	2.4	103		03.00	07.07							
	2.4 4X4	121		03.00	09.03							
	2.4 Bi-Fuel	103		09.01	07.07							
	2.4 D	93		05.05	07.07							
	2.4 D	96		12.01	07.07							
	2.4 D5	120		08.01	07.07							
	2.4 D5	136		12.05	07.07							
	2.4 D5 AWD	120		03.03	07.07							
	2.4 D5 AWD	136		12.05	07.07							
	2.4 T	147		03.00	07.07							
	2.4 T AWD	147		09.01	07.07							
	2.4 T5	191		04.04	07.07							
	2.5 T	154		04.04	07.07							
	2.5 T AWD	154		09.02	07.07							
2.5 TDI	103		03.00	07.07								

VOLVO V70 III (07-)											
	1.6 DRIVE			01.10		13.0470-7228.2	LD7228			24123 20,3 +	ATE
	1.6 T4F	132		01.11	+ Bremsscheibendurchm. 300 mm ³⁾						
	2.0	107		10.07	+ Bremsscheibendurchm. 300 mm ³⁾						
	2.0 BiFuel	157		03.13	+ Bremsscheibendurchm. 300 mm ³⁾						
	2.0 D	100		10.07	+ Bremsscheibendurchm. 300 mm ³⁾						
	2.0 D3	100		05.12	+ Bremsscheibendurchm. 300 mm ³⁾						
	2.0 D3	120		03.10	+ Bremsscheibendurchm. 300 mm ³⁾						
	2.0 D4	120		01.13	+ Bremsscheibendurchm. 300 mm ³⁾						
	2.0 FlexiFuel	107		09.07	+ Bremsscheibendurchm. 300 mm ³⁾						
	2.0 T	149		01.10	+ Bremsscheibendurchm. 300 mm ³⁾						
	2.4 D	120		08.07	+ Bremsscheibendurchm. 300 mm ³⁾						
	2.4 D	129		10.09	+ Bremsscheibendurchm. 300 mm ³⁾						
	2.4 D4 AWD	120		01.13	+ Bremsscheibendurchm. 300 mm ³⁾						
	2.4 D5	136		08.07	+ Bremsscheibendurchm. 300 mm ³⁾						
	2.4 D5	151		12.09	+ Bremsscheibendurchm. 300 mm ³⁾						
	2.4 D5	158		06.11	+ Bremsscheibendurchm. 300 mm ³⁾						
	2.4 D5 AWD	136		10.07	+ Bremsscheibendurchm. 300 mm ³⁾						
	2.4 D5 AWD	151		12.09	+ Bremsscheibendurchm. 300 mm ³⁾						
	2.4 D5 AWD	158		06.11	+ Bremsscheibendurchm. 300 mm ³⁾						
	2.5 T	147		08.07	+ Bremsscheibendurchm. 300 mm ³⁾						
	2.5 T	170		10.09	+ Bremsscheibendurchm. 300 mm ³⁾						
	2.5 T FlexiFuel	147		04.08	+ Bremsscheibendurchm. 300 mm ³⁾						
	2.5 T FlexiFuel	170		10.09	+ Bremsscheibendurchm. 300 mm ³⁾						
	3.0 T6 AWD	210		08.07	+ Bremsscheibendurchm. 300 mm ³⁾						
	3.0 T6 AWD	224		04.11	+ Bremsscheibendurchm. 300 mm ³⁾						
	3.2	175		08.07	+ Bremsscheibendurchm. 300 mm ³⁾						
	3.2 AWD	175		08.07	+ Bremsscheibendurchm. 300 mm ³⁾						
	D4	133		10.13	+ Bremsscheibendurchm. 300 mm ³⁾						
	D4 AWD	133		10.13	+ Bremsscheibendurchm. 300 mm ³⁾						
	T4	132		10.10	+ Bremsscheibendurchm. 300 mm ³⁾						
	T5	177		01.10	+ Bremsscheibendurchm. 300 mm ³⁾						
	T5	180		10.13	+ Bremsscheibendurchm. 300 mm ³⁾						
	1.6 DRIVE			01.10	+ Bremsscheibendurchm. 316mm / 336mm ⁴⁾	13.0470-7243.2	LD7243			24142 20,6 +	ATE
	1.6 T4F	132		01.11	+ Bremsscheibendurchm. 316mm / 336mm ⁴⁾						
	2.0	107		10.07	+ Bremsscheibendurchm. 316mm / 336mm ⁴⁾						
	2.0 BiFuel	157		03.13	+ Bremsscheibendurchm. 316mm / 336mm ⁴⁾						
	2.0 D	100		10.07	+ Bremsscheibendurchm. 316mm / 336mm ⁴⁾						
	2.0 D3	100		05.12	+ Bremsscheibendurchm. 316mm / 336mm ⁴⁾						
	2.0 D3	120		03.10	+ Bremsscheibendurchm. 316mm / 336mm ⁴⁾						
	2.0 D4	120		01.13	+ Bremsscheibendurchm. 316mm / 336mm ⁴⁾						
	2.0 FlexiFuel	107		09.07	+ Bremsscheibendurchm. 316mm / 336mm ⁴⁾						
	2.0 T	149		01.10	+ Bremsscheibendurchm. 316mm / 336mm ⁴⁾						
	2.4 D	120		08.07	+ Bremsscheibendurchm. 316mm / 336mm ⁴⁾						
	2.4 D	129		10.09	+ Bremsscheibendurchm. 316mm / 336mm ⁴⁾						

¹⁾ - 17" wheel / - ruota 17" / - roue 17" / - rueda 17"

²⁾ + 17" wheel / + ruota 17" / + roue 17" / + rueda 17"

³⁾ + brake disc diameter 300mm / + diametro dischi freno 300mm / + diamètre disques frein 300mm / + diámetro disco freno 300mm

⁴⁾ + brake disc diameter 316mm / 336mm / + diametro dischi freno 316mm / 336mm / + diamètre disques frein 316mm / 336mm / + diámetro disco freno 316mm / 336mm





VOLVO V70 III (07-)

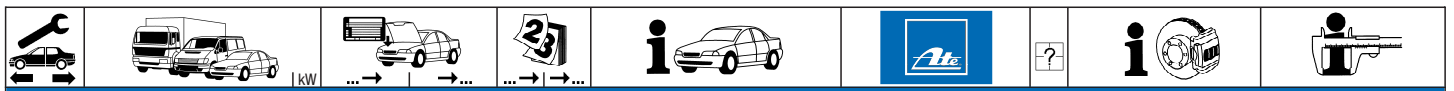
	2.4 D4 AWD	120	01.13	+ Bremsscheibendurchm. 316mm / 336mm ¹⁾	13.0470-7243.2	LD7243		24142 20,6 +	ATE
	2.4 D5	136	08.07	+ Bremsscheibendurchm. 316mm / 336mm ¹⁾					
	2.4 D5	151	12.09	+ Bremsscheibendurchm. 316mm / 336mm ¹⁾					
	2.4 D5	158	06.11	+ Bremsscheibendurchm. 316mm / 336mm ¹⁾					
	2.4 D5 AWD	136	10.07	+ Bremsscheibendurchm. 316mm / 336mm ¹⁾					
	2.4 D5 AWD	151	12.09	+ Bremsscheibendurchm. 316mm / 336mm ¹⁾					
	2.4 D5 AWD	158	06.11	+ Bremsscheibendurchm. 316mm / 336mm ¹⁾					
	2.5 T	147	08.07	+ Bremsscheibendurchm. 316mm / 336mm ¹⁾					
	2.5 T	170	10.09	+ Bremsscheibendurchm. 316mm / 336mm ¹⁾					
	2.5 T FlexiFuel	147	04.08	+ Bremsscheibendurchm. 316mm / 336mm ¹⁾					
	2.5 T FlexiFuel	170	10.09	+ Bremsscheibendurchm. 316mm / 336mm ¹⁾					
	3.0 T6 AWD	210	08.07	+ Bremsscheibendurchm. 316mm / 336mm ¹⁾					
	3.0 T6 AWD	224	04.11	+ Bremsscheibendurchm. 316mm / 336mm ¹⁾					
	3.2	175	08.07	+ Bremsscheibendurchm. 316mm / 336mm ¹⁾					
	3.2 AWD	175	08.07	+ Bremsscheibendurchm. 316mm / 336mm ¹⁾					
	D4	133	10.13	+ Bremsscheibendurchm. 316mm / 336mm ¹⁾					
	D4 AWD	133	10.13	+ Bremsscheibendurchm. 316mm / 336mm ¹⁾					
T4	132	10.10	+ Bremsscheibendurchm. 316mm / 336mm ¹⁾						
T5	177	01.10	+ Bremsscheibendurchm. 316mm / 336mm ¹⁾						
T5	180	10.13	+ Bremsscheibendurchm. 316mm / 336mm ¹⁾						
	1.6 DRIVE		01.10	- belüftete Scheiben ²⁾	13.0470-2722.2	LD2722		24496 17,3 /Zub/S	LUC
	1.6 T4F	132	01.11	- belüftete Scheiben ²⁾					
	2.0	107	10.07	- belüftete Scheiben ²⁾					
	2.0 BiFuel	157	03.13	- belüftete Scheiben ²⁾					
	2.0 D	100	10.07	- belüftete Scheiben ²⁾					
	2.0 D3	100	05.12	- belüftete Scheiben ²⁾					
	2.0 D3	120	03.10	- belüftete Scheiben ²⁾					
	2.0 D4	120	01.13	- belüftete Scheiben ²⁾					
	2.0 FlexiFuel	107	09.07	- belüftete Scheiben ²⁾					
	2.0 T	149	01.10	- belüftete Scheiben ²⁾					
	2.4 D	120	08.07	- belüftete Scheiben ²⁾					
	2.4 D	129	10.09	- belüftete Scheiben ²⁾					
	2.4 D4 AWD	120	01.13	- belüftete Scheiben ²⁾					
	2.4 D5	136	08.07	- belüftete Scheiben ²⁾					
	2.4 D5	151	12.09	- belüftete Scheiben ²⁾					
	2.4 D5	158	06.11	- belüftete Scheiben ²⁾					
	2.4 D5 AWD	136	10.07	- belüftete Scheiben ²⁾					
	2.4 D5 AWD	151	12.09	- belüftete Scheiben ²⁾					
	2.4 D5 AWD	158	06.11	- belüftete Scheiben ²⁾					
	2.5 T	147	08.07	- belüftete Scheiben ²⁾					
	2.5 T	170	10.09	- belüftete Scheiben ²⁾					
	2.5 T FlexiFuel	147	04.08	- belüftete Scheiben ²⁾					
	2.5 T FlexiFuel	170	10.09	- belüftete Scheiben ²⁾					
	3.0 T6 AWD	210	08.07	- belüftete Scheiben ²⁾					
	3.0 T6 AWD	224	04.11	- belüftete Scheiben ²⁾					
3.2	175	08.07	- belüftete Scheiben ²⁾						
3.2 AWD	175	08.07	- belüftete Scheiben ²⁾						
D4	133	10.13	- belüftete Scheiben ²⁾						
D4 AWD	133	10.13	- belüftete Scheiben ²⁾						
T4	132	10.10	- belüftete Scheiben ²⁾						
T5	177	01.10	- belüftete Scheiben ²⁾						
T5	180	10.13	- belüftete Scheiben ²⁾						
	1.6 DRIVE		01.10	+ belüftete Scheiben ⁴⁾	13.0470-2736.2	LD2736		24496 17,3 /Zub/S	LUC
	1.6 T4F	132	01.11	+ belüftete Scheiben ⁴⁾					
	2.0	107	10.07	+ belüftete Scheiben ⁴⁾					
	2.0 BiFuel	157	03.13	+ belüftete Scheiben ⁴⁾					
	2.0 D	100	10.07	+ belüftete Scheiben ⁴⁾					
	2.0 D3	100	05.12	+ belüftete Scheiben ⁴⁾					
	2.0 D3	120	03.10	+ belüftete Scheiben ⁴⁾					
	2.0 D4	120	01.13	+ belüftete Scheiben ⁴⁾					
	2.0 FlexiFuel	107	09.07	+ belüftete Scheiben ⁴⁾					
	2.0 T	149	01.10	+ belüftete Scheiben ⁴⁾					
	2.4 D	120	08.07	+ belüftete Scheiben ⁴⁾					
	2.4 D	129	10.09	+ belüftete Scheiben ⁴⁾					
	2.4 D4 AWD	120	01.13	+ belüftete Scheiben ⁴⁾					
	2.4 D5	136	08.07	+ belüftete Scheiben ⁴⁾					
	2.4 D5	151	12.09	+ belüftete Scheiben ⁴⁾					
	2.4 D5	158	06.11	+ belüftete Scheiben ⁴⁾					
	2.4 D5 AWD	136	10.07	+ belüftete Scheiben ⁴⁾					
	2.4 D5 AWD	151	12.09	+ belüftete Scheiben ⁴⁾					
	2.4 D5 AWD	158	06.11	+ belüftete Scheiben ⁴⁾					
	2.5 T	147	08.07	+ belüftete Scheiben ⁴⁾					
	2.5 T	170	10.09	+ belüftete Scheiben ⁴⁾					
	2.5 T FlexiFuel	147	04.08	+ belüftete Scheiben ⁴⁾					
	2.5 T FlexiFuel	170	10.09	+ belüftete Scheiben ⁴⁾					
	3.0 T6 AWD	210	08.07	+ belüftete Scheiben ⁴⁾					
	3.0 T6 AWD	224	04.11	+ belüftete Scheiben ⁴⁾					
3.2	175	08.07	+ belüftete Scheiben ⁴⁾						
3.2 AWD	175	08.07	+ belüftete Scheiben ⁴⁾						
D4	133	10.13	+ belüftete Scheiben ⁴⁾						
D4 AWD	133	10.13	+ belüftete Scheiben ⁴⁾						
T4	132	10.10	+ belüftete Scheiben ⁴⁾						
T5	177	01.10	+ belüftete Scheiben ⁴⁾						
T5	180	10.13	+ belüftete Scheiben ⁴⁾						

¹⁾ + brake disc diameter 316mm / 336mm / + diametro dischi freno 316mm / 336mm / + diamètre disques frein 316mm / 336mm / + diámetro disco freno 316mm / 336mm

²⁾ - ventilated discs / - dischi ventilati / - disques ventilés / - disco ventilado

³⁾ + electric parking brake / + freno a mano elettrico / + frein à main électrique / + freno de mano eléctrico

⁴⁾ + ventilated discs / + dischi ventilati / + disques ventilés / + disco ventilado



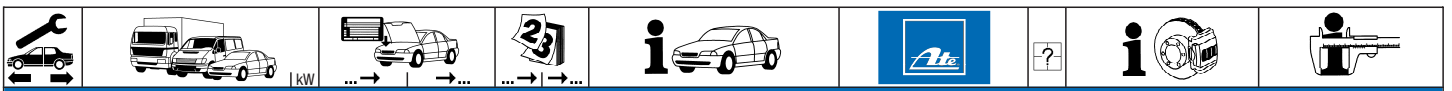
VOLVO XC60 (08-)											
	2.0 D3	100		04.12		13.0470-2736.2	LD2736			24496 17,3 /Zub/S	LUC
	2.0 D3 DRiVe	120		03.10							
	2.0 T	149		03.10							
	2.4 D	120		07.09							
	2.4 D	129		04.09							
	2.4 D AWD	120		09.08							
	2.4 D5	158		06.11							
	2.4 D5 AWD	136		09.08							
	2.4 D5 AWD	151		04.09							
	2.4 D5 AWD	158		06.11							
	3.0 T6 AWD	210		09.08							
	3.0 T6 AWD	224		03.10							
	3.2 AWD	175		04.09							
	3.2 AWD	179		03.10							
	D4	133		10.13							
	D4 AWD	133		10.13							
	T5	177		09.10							
	T5	180		10.13							
	T5 AWD	187		04.14							

VOLVO XC70 I CROSS COUNTRY (00-07)											
	2.4 AWD	121		03.00	09.03	13.0470-7145.2	LD7145			23073 18,8 +	ATE
	2.4 D5 AWD	136		12.05	07.07						
	2.4 T XC AWD			11.97	09.02						
	2.5 D5 XC AWD	120		09.02	07.07						
	2.5 T XC AWD	154		09.02	07.07						
	2.4 AWD	121		03.00	09.03	13.0470-7135.2	LD7135			23076 17,5 +	ATE
	2.4 D5 AWD	136		12.05	07.07						
	2.4 T XC AWD			11.97	09.02						
	2.5 D5 XC AWD	120		09.02	07.07						
	2.5 T XC AWD	154		09.02	07.07						

VOLVO XC70 II CROSS COUNTRY (07-)											
	2.0 D3	120		08.11		13.0470-7228.2	LD7228	+ 16" Rad ¹⁾		24123 20,3 +	ATE
	2.0 D3 AWD	120		08.11							
	2.4 D	129		01.10							
	2.4 D AWD	120		08.07							
	2.4 D5 AWD	136		08.07							
	2.4 D5 AWD	151		12.09							
	2.4 D5 AWD	158		06.11							
	3.0 T6 AWD	210		01.08							
	3.0 T6 AWD	224		01.10							
	3.2	179		08.07							
	3.2 AWD	175		08.07							
	3.2 AWD	179		08.07							
	D4	133		10.13							
	D4 AWD	133		10.13							
	T5	180		10.13							
	2.0 D3	120		08.11		13.0470-7243.2	LD7243	+ 17"/18" Rad ²⁾		24142 20,6 +	ATE
	2.0 D3 AWD	120		08.11							
	2.4 D	129		01.10							
	2.4 D AWD	120		08.07							
	2.4 D5 AWD	136		08.07							
	2.4 D5 AWD	151		12.09							
	2.4 D5 AWD	158		06.11							
	3.0 T6 AWD	210		01.08							
	3.0 T6 AWD	224		01.10							
	3.2	179		08.07							
	3.2 AWD	175		08.07							
	3.2 AWD	179		08.07							
	D4	133		10.13							
	D4 AWD	133		10.13							
	T5	180		10.13							
	2.0 D3	120		08.11		13.0470-2736.2	LD2736	+ belüftete Scheiben ³⁾		24496 17,3 /Zub/S	LUC
	2.0 D3 AWD	120		08.11				+ elektrische Feststellbremse ⁴⁾			
	2.4 D	129		01.10							
	2.4 D AWD	120		08.07							
	2.4 D5 AWD	136		08.07							
	2.4 D5 AWD	151		12.09							
	2.4 D5 AWD	158		06.11							
	3.0 T6 AWD	210		01.08							
	3.0 T6 AWD	224		01.10							
	3.2	179		08.07							
	3.2 AWD	175		08.07							
	3.2 AWD	179		08.07							
	D4	133		10.13							
	D4 AWD	133		10.13							
	T5	180		10.13							
	2.0 D3	120		08.11		13.0470-2722.2	LD2722	+ massive Scheiben ⁵⁾		24496 17,3 /Zub/S	LUC
	2.0 D3 AWD	120		08.11				+ elektrische Feststellbremse ⁴⁾			
	2.4 D	129		01.10							
	2.4 D AWD	120		08.07							
	2.4 D5 AWD	136		08.07							
	2.4 D5 AWD	151		12.09							
	2.4 D5 AWD	158		06.11							
	3.0 T6 AWD	210		01.08							
	3.0 T6 AWD	224		01.10							

¹⁾ + 16" wheel / + ruota 16" / + roue 16" / + rueda 16"
²⁾ + 17"/18" wheel / + ruota 17"/18" / + roue 17"/18" / + rueda 17"/18"
³⁾ + ventilated discs / + dischi ventilati / + disques ventilés / + disco ventilado
⁴⁾ + electric parking brake / + freno a mano elettrico / + frein à main électrique / + freno de mano eléctrico
⁵⁾ + solid discs / + dischi massiccio / + disques massive / + disco macizo





VOLVO XC70 II CROSS COUNTRY (07-)

	3.2	179		08.07	+ massive Scheiben ¹⁾	13.0470-2722.2	LD2722	+ elektrische Feststellbremse ²⁾	24496 17,3 /Zub/S	LUC
	3.2 AWD	175		08.07	+ massive Scheiben ¹⁾					
	3.2 AWD	179		08.07	+ massive Scheiben ¹⁾					
	D4	133		10.13	+ massive Scheiben ¹⁾					
	D4 AWD	133		10.13	+ massive Scheiben ¹⁾					
	T5	180		10.13	+ massive Scheiben ¹⁾					

VOLVO XC90 (02-14)

	2.4 D3	120		04.10	12.14	13.0470-7187.2	LD7187	+ 16" Rad ³⁾	23950 19,5 +	ATE
	2.4 D5	120		04.09	12.14	13.0470-7188.2	LD7188	+ 17,5" Rad ⁴⁾	24141 19,1 +	ATE
	2.4 D5	136		05.06	12.14					
	2.4 D5 AWD	120		10.02	12.14					
	2.4 D5 AWD	147		01.11	12.14					
	2.5 T	154		10.02	12.14					
	2.5 T AWD	154		10.12	12.14					
	3.0 T6	200		10.02	12.14					
	3.2	175		05.06	12.14					
	3.2	179		04.10	12.14					

¹⁾ + solid discs / + dischi massiccio / + disques massive / + disco macizo

²⁾ + electric parking brake / + freno a mano elettrico / + frein à main électrique / + freno de mano eléctrico

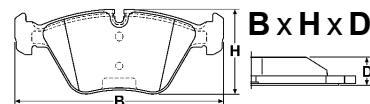
³⁾ + 16" wheel / + ruota 16" / + roue 16" / + rueda 16"

⁴⁾ + 17,5" wheel / + ruota 17,5" / + roue 17,5" / + rueda 17,5"



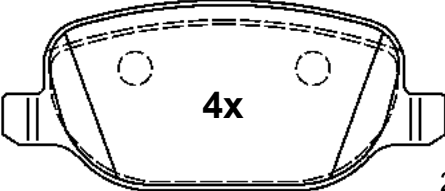



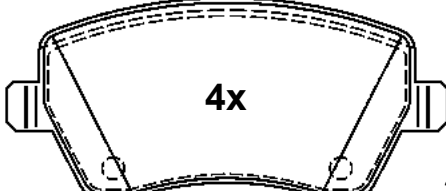

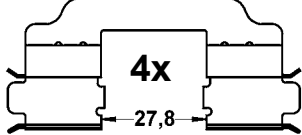


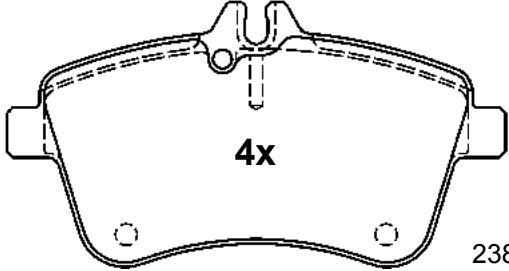

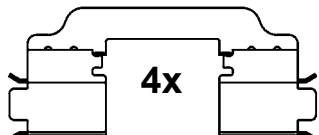


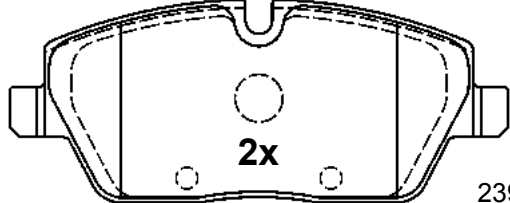
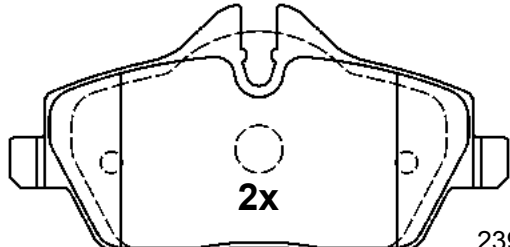
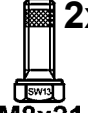
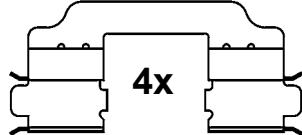
Abbildungen Scheibenbremsbeläge

Illustrations disc brake pads - Illustrazioni pastiglie freno -

Illustrations plaquettes de frein - Ilustraciones pastillas de freno



Maßstab - scale - scala - échelle - escala 1:2

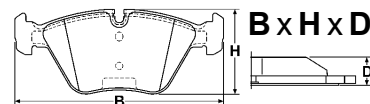
13.0470-2707.2 LD2707 ATE Ceramic	13.0470-2709.2 LD2709 ATE Ceramic
<p>  ALFA ROMEO, LANCIA  LUC </p>  <p style="text-align: right;">23760 17,7</p> <p style="text-align: center;">116,8 x 49,8 x 17,7</p> <p>  4x M8x22 </p>	<p>  DACIA, MERCEDES BENZ, NISSAN, RENAULT  LUC </p>  <p style="text-align: right;">23973 17,4</p> <p style="text-align: center;">116,4 x 52,4 x 17,4</p> <p>  2x M8x21 </p>  <p style="text-align: center;">4x 27,8</p>
13.0470-2708.2 LD2708 ATE Ceramic	13.0470-2710.2 LD2710 ATE Ceramic
<p>  MERCEDES BENZ  LUC </p>  <p style="text-align: right;">23881 20,0</p> <p style="text-align: center;">131,3 x 69,8 x 20,0</p> <p>  2x M8x21 </p>  <p style="text-align: center;">4x</p>	<p>  BMW, MINI  LUC </p>  <p style="text-align: right;">23915 17,6</p> <p style="text-align: center;">131,3 x 53,2 x 17,6</p>  <p style="text-align: right;">23916 17,6</p> <p style="text-align: center;">131,3 x 65,3 x 17,6</p> <p>  2x M8x21 </p>  <p style="text-align: center;">4x</p>





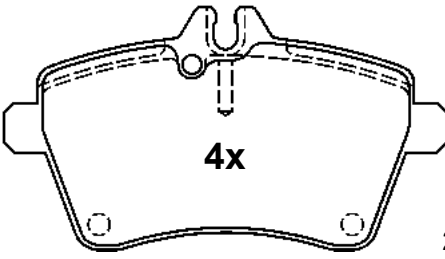
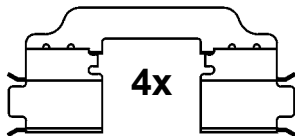



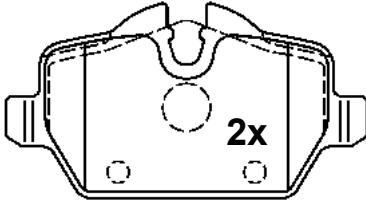
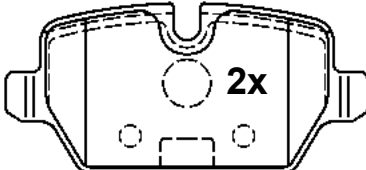
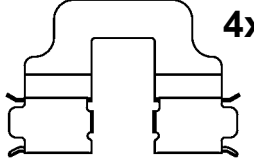



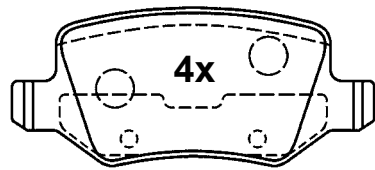
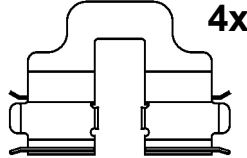



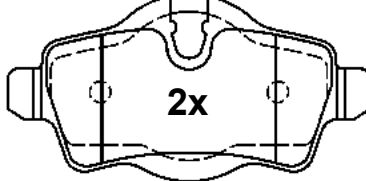
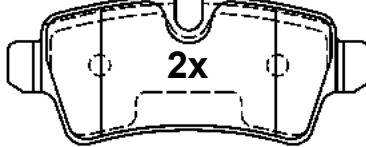
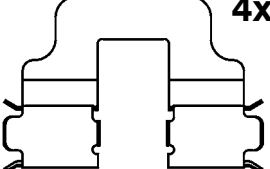

Abbildungen Scheibenbremsbeläge

Illustrations disc brake pads - Illustrazioni pastiglie freno -

Illustrations plaquettes de frein - Ilustraciones pastillas de freno



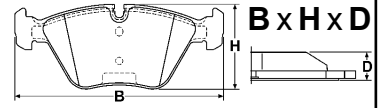
Maßstab - scale - scala - échelle - escala 1:2

13.0470-2711.2 LD2711 ATE Ceramic	13.0470-2713.2 LD2713 ATE Ceramic
<p> MERCEDES BENZ  LUC</p>  <p style="text-align: center;">4x</p> <p style="text-align: right;">24077 19,1</p> <p style="text-align: center;">116,4 x 63,8 x 19,1</p>  <p style="text-align: center;">4x</p>  <p>4x M8x21</p>	<p> BMW, MINI  LUC</p>  <p style="text-align: center;">2x</p> <p style="text-align: center;">95,2 x 51,0 x 17,4</p> <p style="text-align: right;">23623 17,4</p>  <p style="text-align: center;">2x</p> <p style="text-align: center;">95,2 x 44,6 x 17,4</p> <p style="text-align: right;">23624 17,4</p>  <p style="text-align: center;">4x</p>  <p>2x M8x21</p>
13.0470-2712.2 LD2712 ATE Ceramic	13.0470-2714.2 LD2714 ATE Ceramic
<p> MERCEDES BENZ  LUC</p>  <p style="text-align: center;">4x</p> <p style="text-align: right;">23138 14,6</p> <p style="text-align: center;">95,7 x 41,3 x 14,6</p>  <p style="text-align: center;">4x</p>  <p>2x M8x21</p>	<p> MINI  LUC</p>  <p style="text-align: center;">2x</p> <p style="text-align: center;">95,3 x 48,3 x 16,9</p> <p style="text-align: right;">24289 16,9</p>  <p style="text-align: center;">2x</p> <p style="text-align: center;">95,3 x 39,0 x 16,9</p> <p style="text-align: right;">24290 16,9</p>  <p style="text-align: center;">4x</p>  <p>2x M8x22</p>

Abbildungen Scheibenbremsbeläge

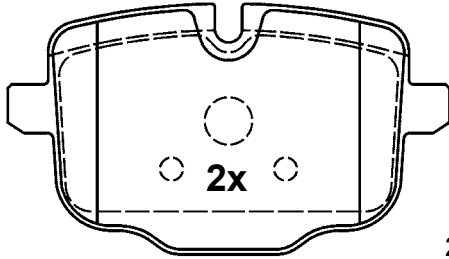
Illustrations disc brake pads - Illustrazioni pastiglie freno -

Illustrations plaquettes de frein - Ilustraciones pastillas de freno



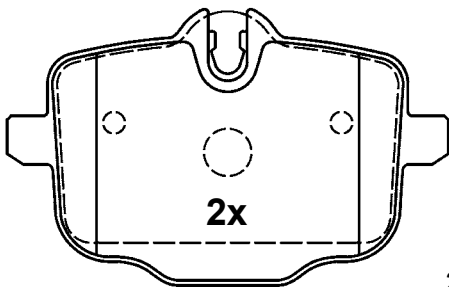
Maßstab - scale - scala - échelle - escala 1:2

13.0470-2716.2 LD2716 ATE Ceramic



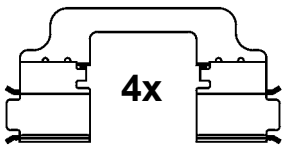
116,0 x 65,5 x 17,8

24703 17,8

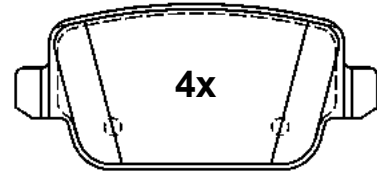


116,0 x 72,4 x 17,8

24704 17,8

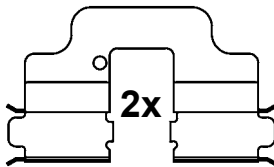
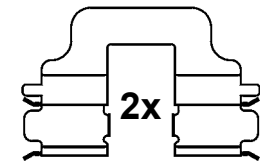


13.0470-2723.2 LD2723 ATE Ceramic

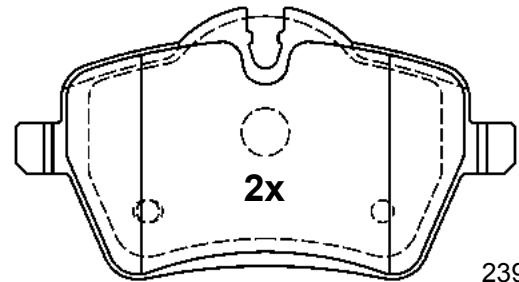


95,1 x 43,2 x 16,1

24537 16,1

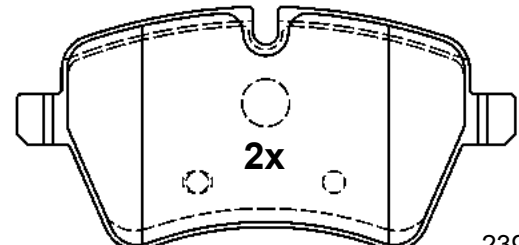


13.0470-2725.2 LD2725 ATE Ceramic



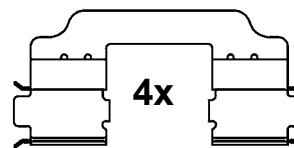
131,6 x 71,3 x 17,8

23984 17,8

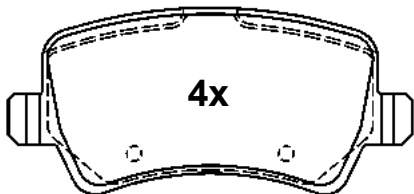


131,6 x 63,9 x 17,8

23985 17,8

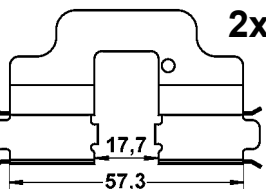
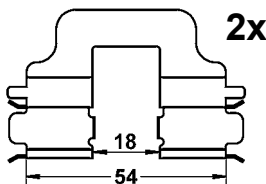


13.0470-2722.2 LD2722 ATE Ceramic



106,0 x 48,7 x 17,3

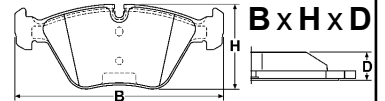
24496 17,3



Abbildungen Scheibenbremsbeläge

Illustrations disc brake pads - Illustrazioni pastiglie freno -

Illustrations plaquettes de frein - Ilustraciones pastillas de freno



Maßstab - scale - scala - échelle - escala 1:2

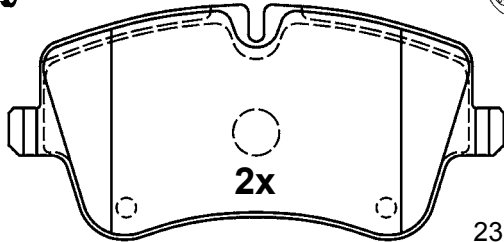
13.0470-2726.2 LD2726 ATE Ceramic



MERCEDES BENZ



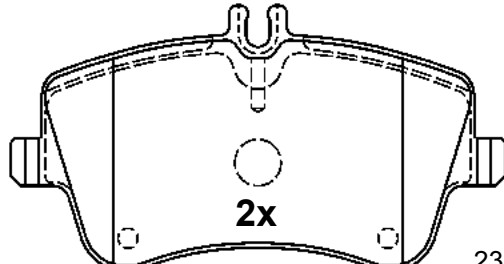
LUC



2x

23145 19,8

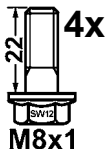
131,1 x 69,8 x 19,8



2x

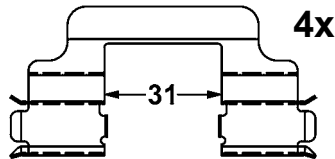
23144 19,8

131,1 x 62,1 x 19,8



4x

M8x1



4x

31

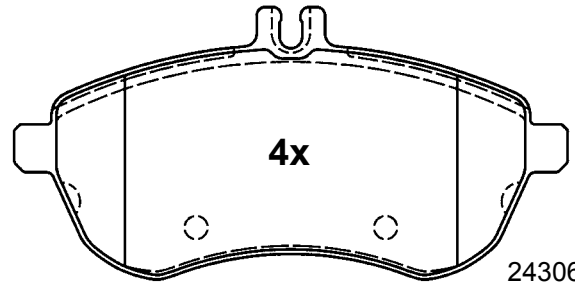
13.0470-2732.2 LD2732 ATE Ceramic



MERCEDES BENZ



LUC



4x

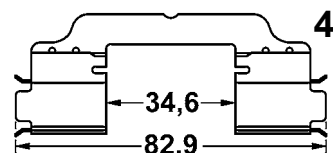
24306 20,3

146,0 x 71,5 x 20,3



4x

M8x22



4x

34,6

82,9

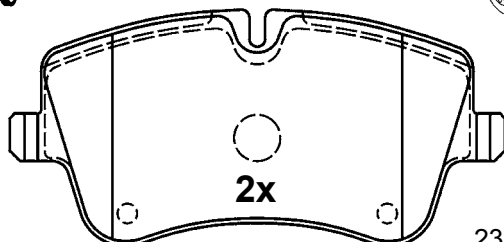
13.0470-2727.2 LD2727 ATE Ceramic



MERCEDES BENZ



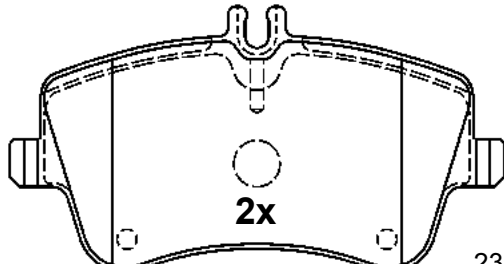
LUC



2x

23145 19,8

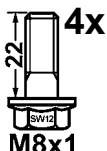
131,1 x 69,8 x 19,8



2x

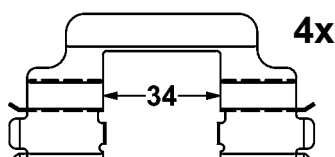
23144 19,8

131,1 x 62,1 x 19,8



4x

M8x1



4x

34

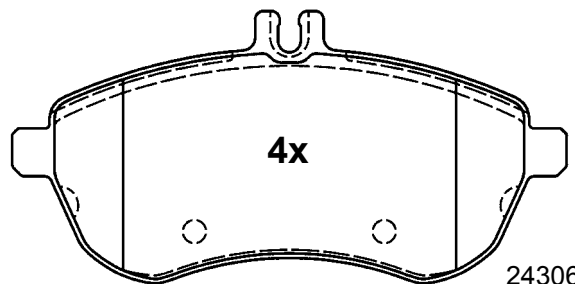
13.0470-2733.2 LD2733 ATE Ceramic



MERCEDES BENZ



LUC



4x

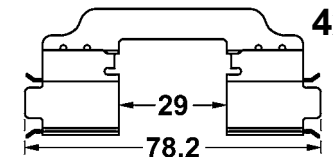
24306 20,3

146,0 x 71,5 x 20,3



4x

M8x22



4x

29

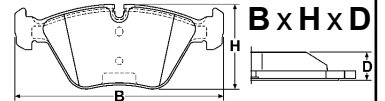
78,2



Abbildungen Scheibenbremsbeläge

Illustrations disc brake pads - Illustrazioni pastiglie freno -

Illustrations plaquettes de frein - Ilustraciones pastillas de freno



Maßstab - scale - scala - échelle - escala 1:2

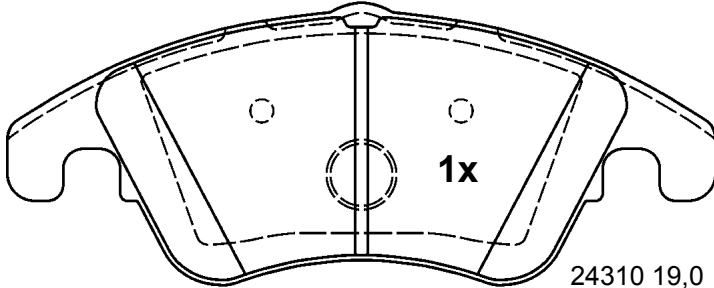
13.0470-2734.2 LD2734 ATE Ceramic



MERCEDES BENZ



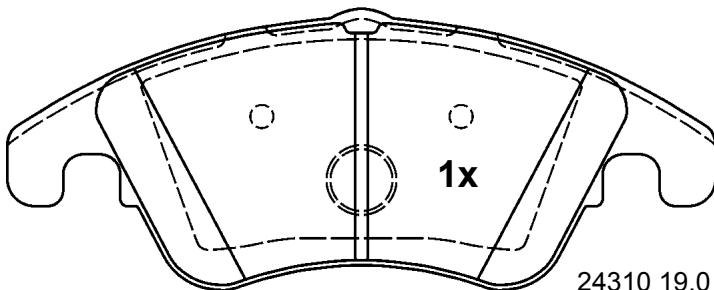
LUC



1x

24310 19,0

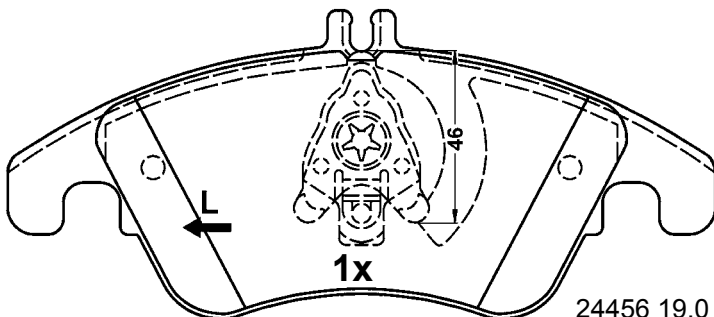
188,0 x 73,7 x 19,0



1x

24310 19,0

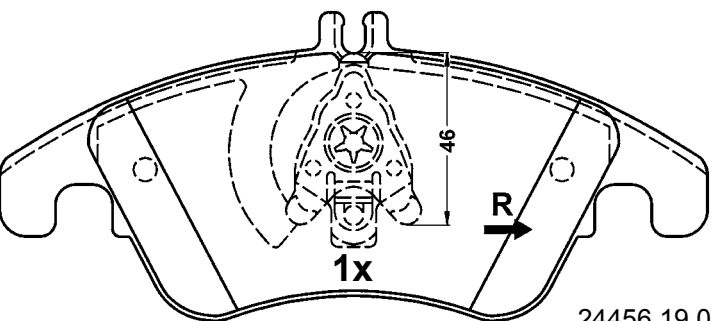
188,0 x 73,7 x 19,0



1x

24456 19,0

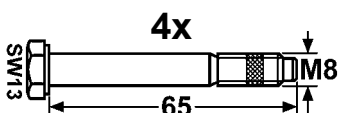
188,0 x 80,8 x 19,0



1x

24456 19,0

188,0 x 80,8 x 19,0



4x

SW13

M8

65

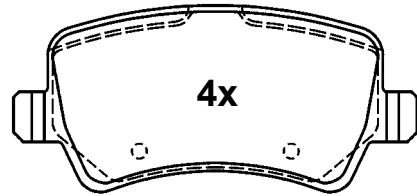
13.0470-2736.2 LD2736 ATE Ceramic



VOLVO



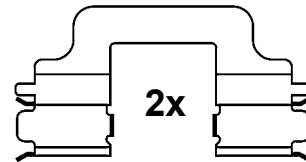
LUC



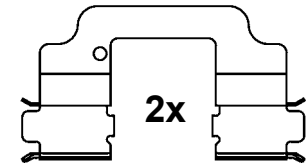
4x

24496 17,3

106,1 x 48,7 x 17,3



2x



2x



4x

M8x21

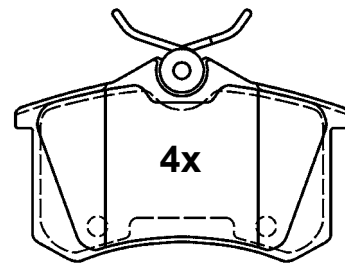
13.0470-2740.2 LD2740 ATE Ceramic



CITROEN, PEUGEOT, RENAULT



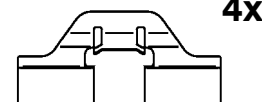
LUC



4x

23554 17,2

87,2 x 53,0 x 17,2



4x



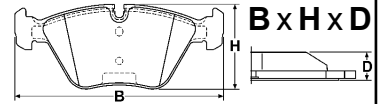
4x

M8x22

Abbildungen Scheibenbremsbeläge

Illustrations disc brake pads - Illustrazioni pastiglie freno -

Illustrations plaquettes de frein - Ilustraciones pastillas de freno



Maßstab - scale - scala - échelle - escala 1:2

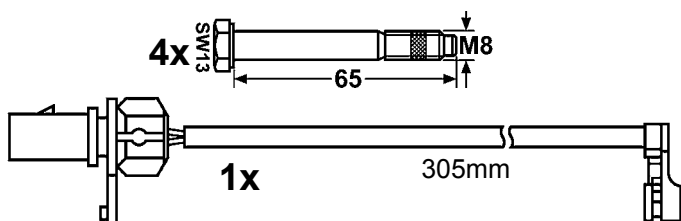
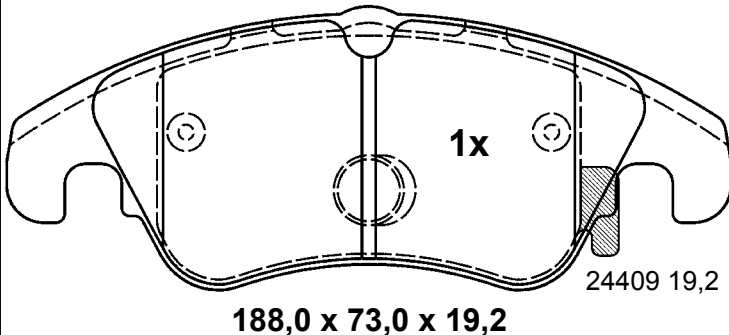
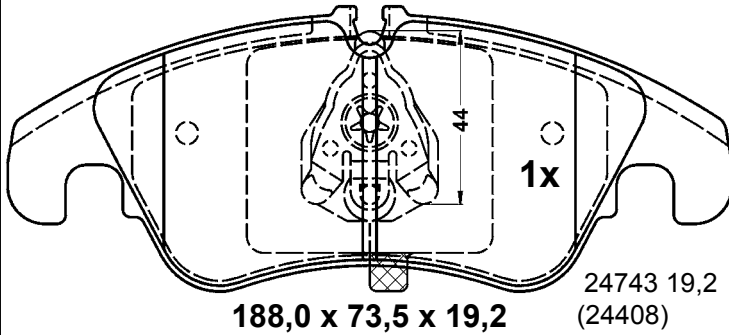
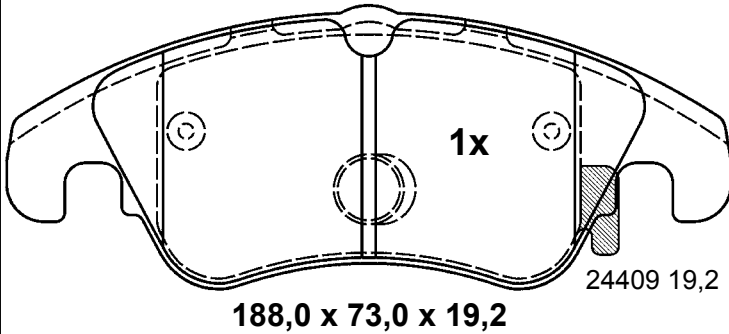
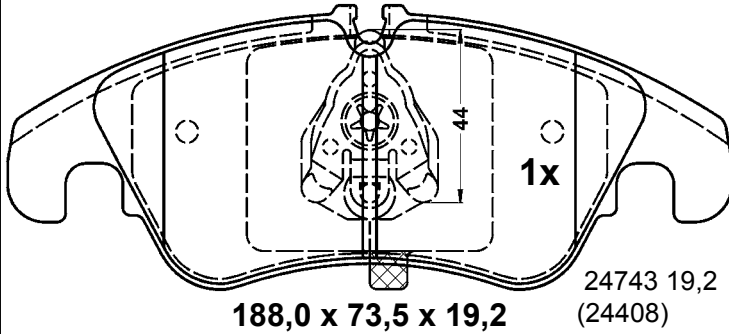
13.0470-2746.2 LD2746 ATE Ceramic



AUDI



LUC



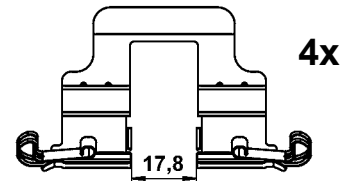
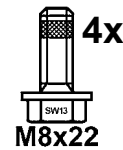
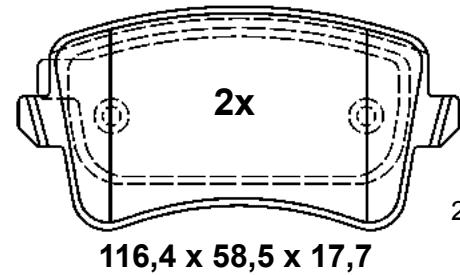
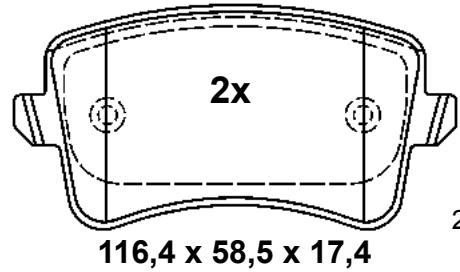
13.0470-2747.2 LD2747 ATE Ceramic



AUDI



LUC



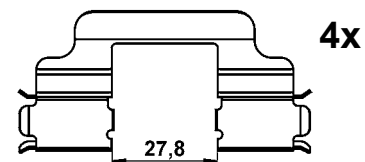
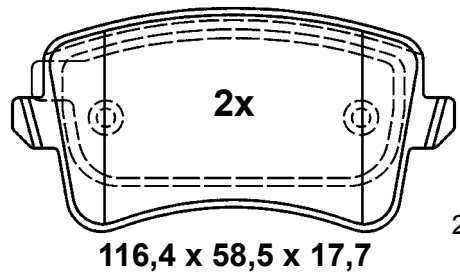
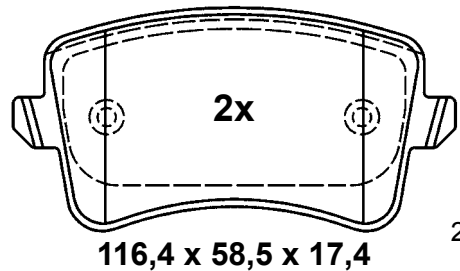
13.0470-2748.2 LD2748 ATE Ceramic



AUDI



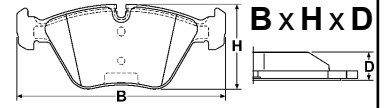
LUC



Abbildungen Scheibenbremsbeläge

Illustrations disc brake pads - Illustrazioni pastiglie freno -

Illustrations plaquettes de frein - Ilustraciones pastillas de freno



Maßstab - scale - scala - échelle - escala 1:2

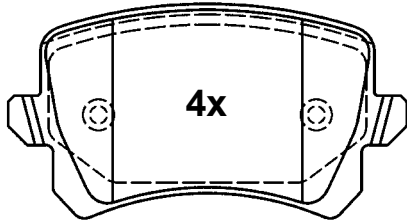
13.0470-2749.2 LD2749 ATE Ceramic



AUDI, SEAT, VOLKSWAGEN



LUC

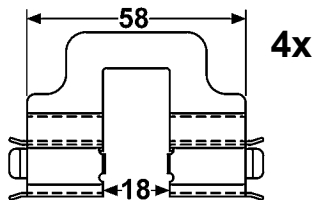


24483 16,9

105,2 x 56,4 x 16,9



M8x21



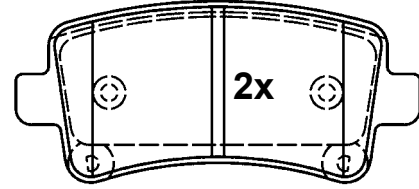
13.0470-2758.2 LD2758 ATE Ceramic



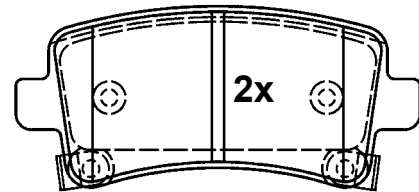
OPEL, VAUXHAL



LUC

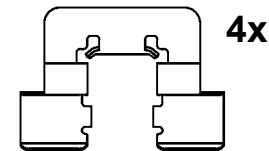


24421 17,2



24422 17,2

106,3 x 47,1 x 17,2



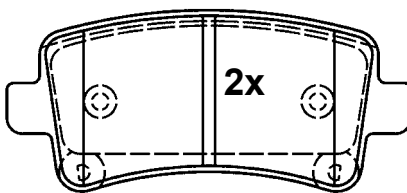
13.0470-2755.2 LD2755 ATE Ceramic



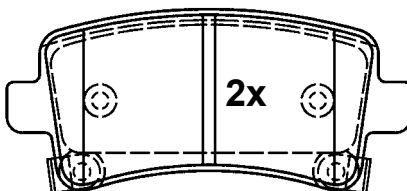
OPEL, VAUXHALL



LUC

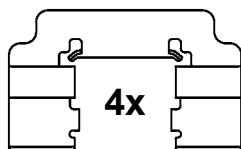


24421 17,2



24422 17,2

106,3 x 47,1 x 17,2



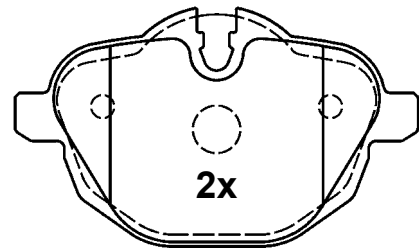
13.0470-2760.2 LD2760 ATE Ceramic



BMW

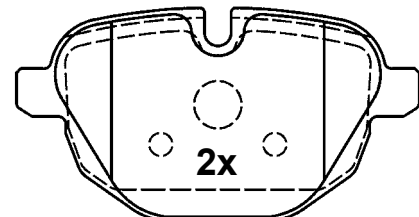


LUC



24561 17,7

106,0 x 63,2 x 17,7

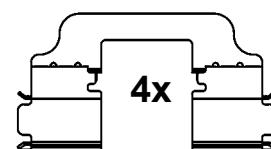


24562 17,7

106,0 x 56,2 x 17,7



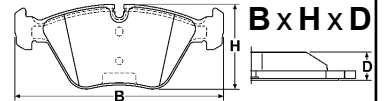
M8x21



Abbildungen Scheibenbremsbeläge

Illustrations disc brake pads - Illustrazioni pastiglie freno -

Illustrations plaquettes de frein - Ilustraciones pastillas de freno



Maßstab - scale - scala - échelle - escala 1:2

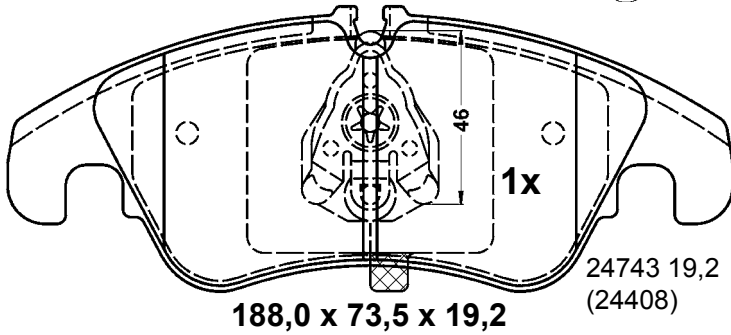
13.0470-2765.2 LD2765 ATE Ceramic



AUDI

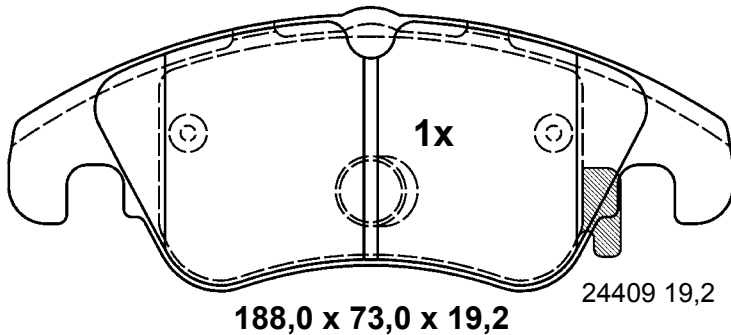


LUC



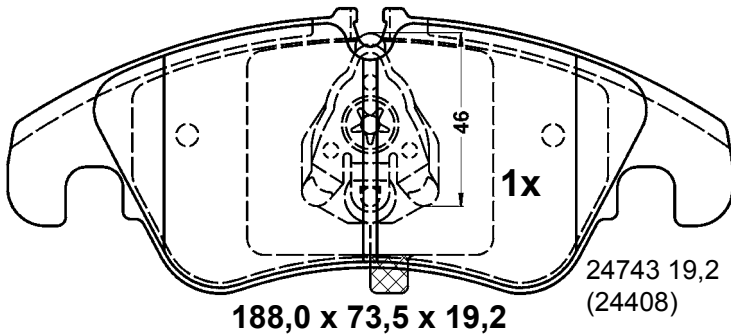
188,0 x 73,5 x 19,2

24743 19,2
(24408)



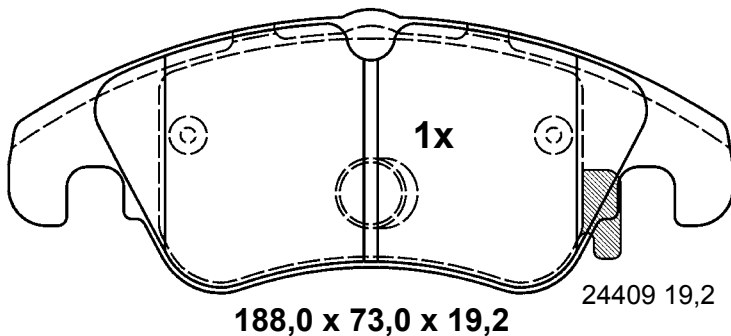
188,0 x 73,0 x 19,2

24409 19,2



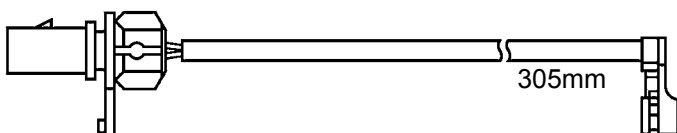
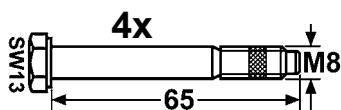
188,0 x 73,5 x 19,2

24743 19,2
(24408)



188,0 x 73,0 x 19,2

24409 19,2



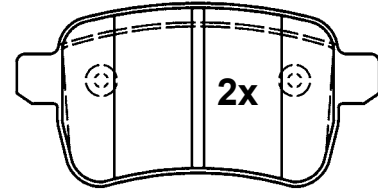
13.0470-2767.2 LD2767 ATE Ceramic



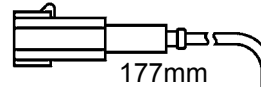
ALFA ROMEO



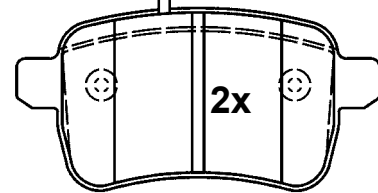
LUC



25156 17,4

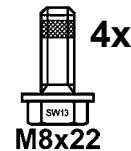


177mm



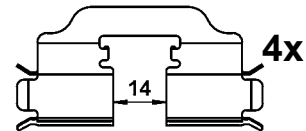
25157 17,4

95,6 x 48,1 x 17,4



4x

M8x22



4x

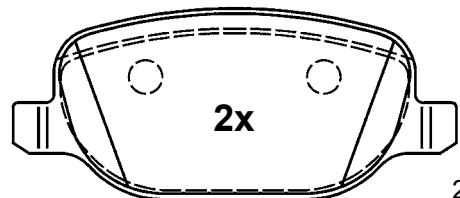
13.0470-2768.2 LD2768 ATE Ceramic



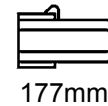
ALFA ROMEO



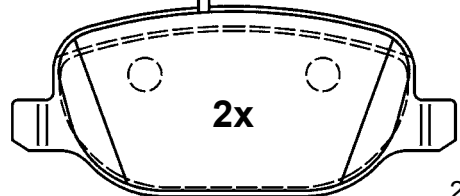
LUC



23811 17,7



177mm



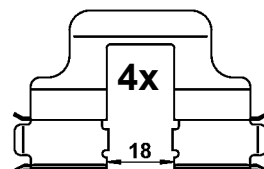
24788 17,7

116,8 x 49,8 x 17,7



4x

M8x22



4x

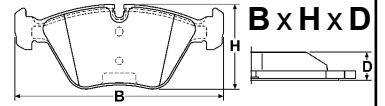
18







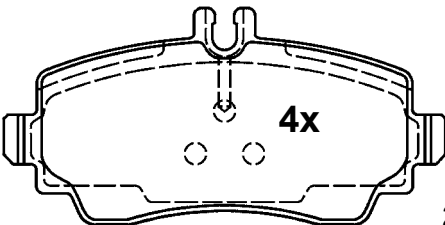
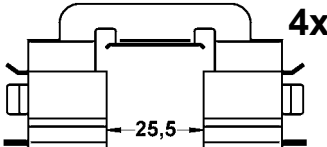
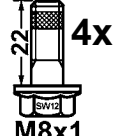


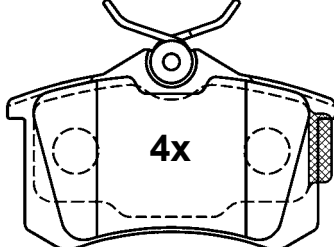
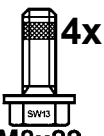




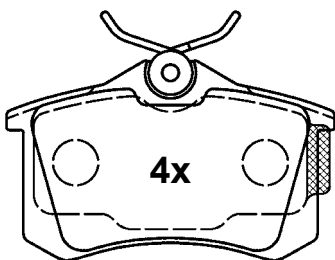

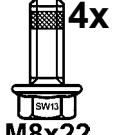


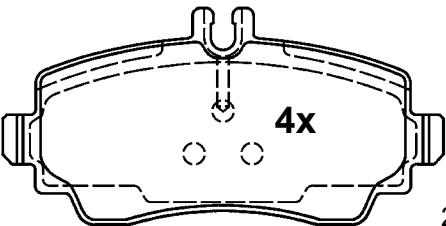
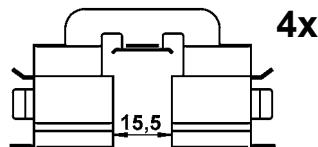
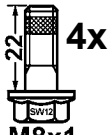
Abbildungen Scheibenbremsbeläge

Illustrations disc brake pads - Illustrazioni pastiglie freno -

Illustrations plaquettes de frein - Ilustraciones pastillas de freno



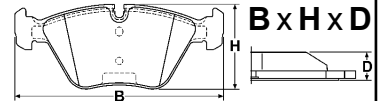
Maßstab - scale - scala - échelle - escala 1:2

13.0470-2776.2 LD2776 	13.0470-2823.2 LD2823 
 MERCEDES BENZ   <p style="text-align: right;">23070 17,0</p> <p style="text-align: center;">116,5 x 57,1 x 17,0</p>   <p>4x M8x1</p>	 CITROEN, PEUGEO   <p style="text-align: right;">23554 17,2</p> <p style="text-align: center;">86,8 x 52,9 x 17,2</p>  <p>4x M8x22</p>
13.0470-2820.2 LD2820 	13.0470-2833.2 LD2833 
 AUDI, SEAT, SKODA VOLKSWAGEN   <p style="text-align: right;">20961 17,6</p> <p style="text-align: center;">87,6 x 52,9 x 17,6</p>   <p>4x M8x22</p>	 MERCEDES BENZ   <p style="text-align: right;">23070 17,0</p> <p style="text-align: center;">116,5 x 57,1 x 17,0</p>   <p>4x M8x1</p>

Abbildungen Scheibenbremsbeläge

Illustrations disc brake pads - Illustrazioni pastiglie freno -

Illustrations plaquettes de frein - Ilustraciones pastillas de freno



Maßstab - scale - scala - échelle - escala 1:2

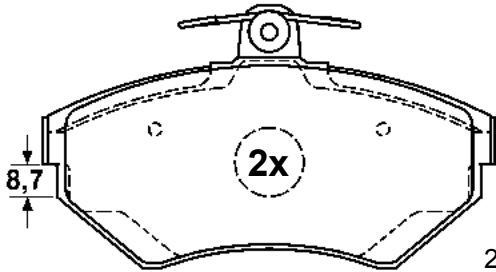
13.0470-2837.2 LD2837 ATE Ceramic



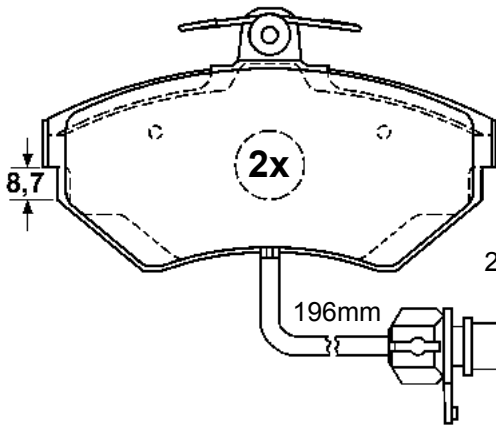
AUDI, SEAT, VOLKSWAGEN



LUC



21945 19,6



23393 19,6

119,1 x 69,5 x 19,6



M8x21

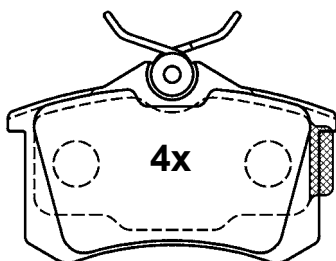
13.0470-2845.2 LD2845 ATE Ceramic



RENAULT



LUC

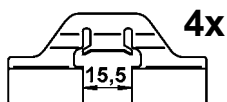


23554 16,4

86,8 x 52,9 x 16,4



M8x22



4x

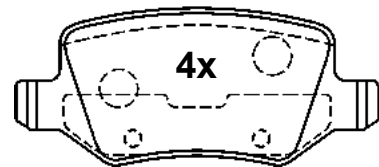
13.0470-2855.2 LD2855 ATE Ceramic



MERCEDES BENZ

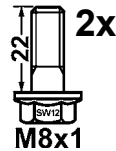


LUC



23138 14,6

95,7 x 41,3 x 14,6



M8x1

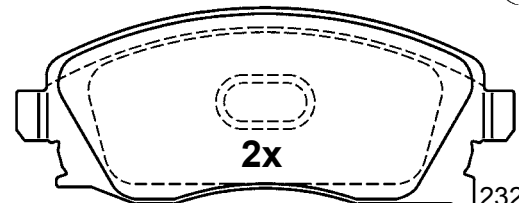
13.0470-2857.2 LD2857 ATE Ceramic



OPEL, VAUXHALL

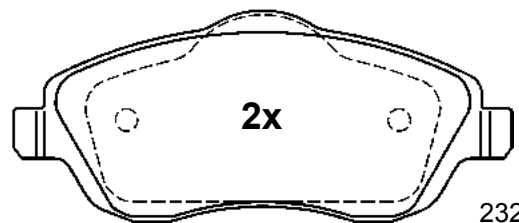


LUC



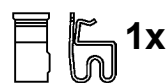
23225 17,0

131,5 x 52,3 x 17,0

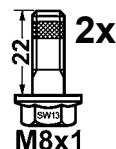


23226 17,0

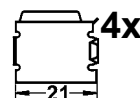
131,5 x 55,4 x 17,0



1x



M8x1



4x

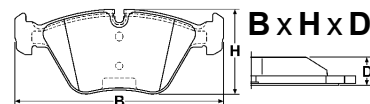


4x



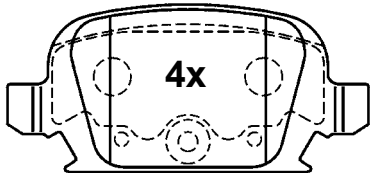




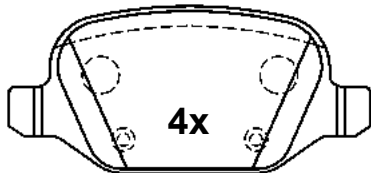



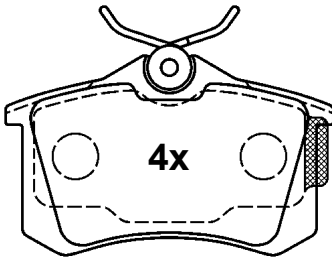



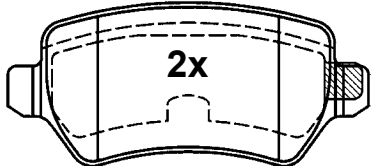
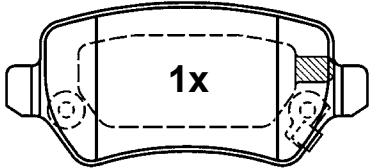
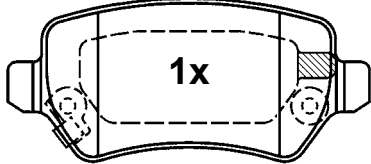

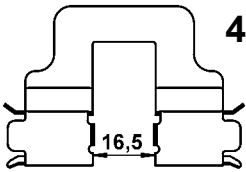
Abbildungen Scheibenbremsbeläge

Illustrations disc brake pads - Illustrazioni pastiglie freno -

Illustrations plaquettes de frein - Ilustraciones pastillas de freno



Maßstab - scale - scala - échelle - escala 1:2

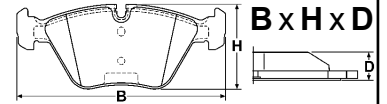
13.0470-2858.2 LD2858 ATE Ceramic	13.0470-2867.2 LD2867 ATE Ceramic
<p> OPEL, VAUXHALL</p> <p> LUC</p>  <p>4x</p> <p>23284 14,0</p> <p>95,6 x 43,8 x 14,0</p> <p> 4x</p> <p> 2x</p> <p>M8x22</p>	<p> ALFA ROMEO, FIAT, LANCIA</p> <p> LUC</p>  <p>4x</p> <p>23517 16,6</p> <p>95,6 x 43,9 x 16,6</p> <p> 4x</p> <p>M8x22</p>
13.0470-2860.2 LD2860 ATE Ceramic	13.0470-2868.2 LD2868 ATE Ceramic
<p> AUDI</p> <p> LUC</p>  <p>4x</p> <p>23554 16,3</p> <p>86,8 x 52,9 x 16,3</p> <p> 4x</p> <p>M8x22</p>	<p> KIA, OPEL, VAUXHALL</p> <p> LUC</p>  <p>2x</p> <p>23417 15,3</p>  <p>1x</p> <p>23654 15,3</p>  <p>1x</p> <p>23655 15,3</p> <p>95,3 x 42,8 x 15,3</p> <p> 4x</p> <p>M8x22</p>  <p>4x</p> <p>16,5</p>



Abbildungen Scheibenbremsbeläge

Illustrations disc brake pads - Illustrazioni pastiglie freno -

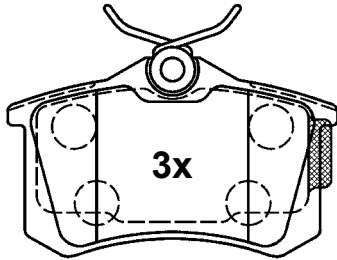
Illustrations plaquettes de frein - Ilustraciones pastillas de freno



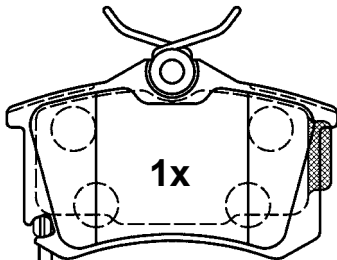
Maßstab - scale - scala - échelle - escala 1:2

13.0470-2877.2 LD2877 ATE Ceramic

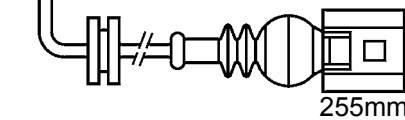
SEAT, VOLKSWAGEN



23554 17,2

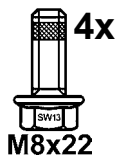


23823 17,2

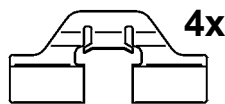


255mm

87,2 x 52,9 x 17,2



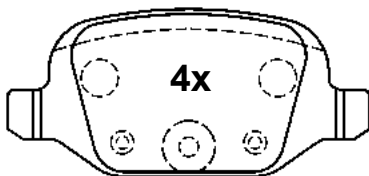
M8x22



4x

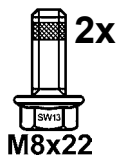
13.0470-2879.2 LD2879 ATE Ceramic

FIAT, LANCIA



23601 13,7

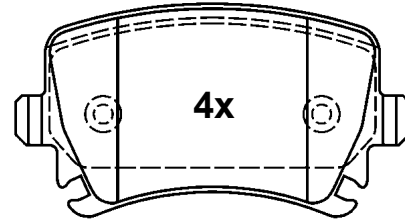
95,6 x 43,9 x 13,7



M8x22

13.0470-2880.2 LD2880 ATE Ceramic

AUDI, SEAT, SKODA, VOLKSWAGEN

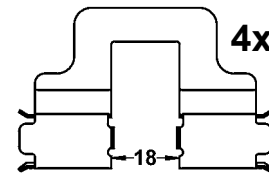


23914 17,1

105,3 x 55,9 x 17,1



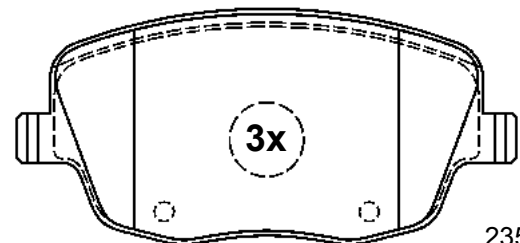
M8x22



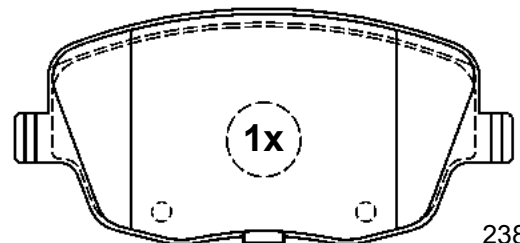
4x

13.0470-2884.2 LD2884 ATE Ceramic

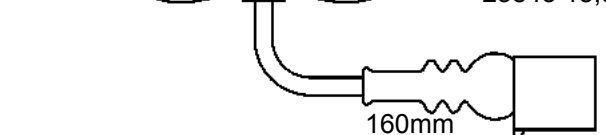
SEAT, SKODA, VOLKSWAGEN



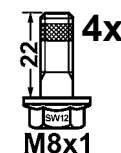
23581 18,8



23843 18,8



160mm



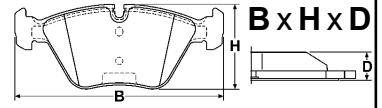
M8x1

131,4 x 62,0 x 18,8



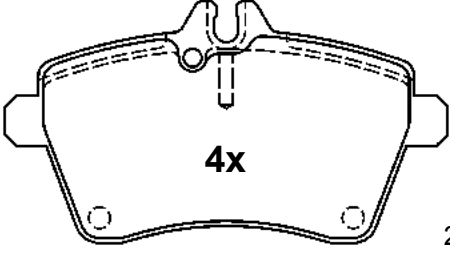

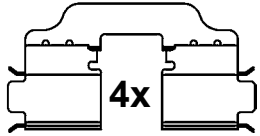


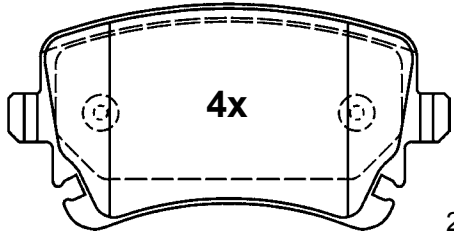



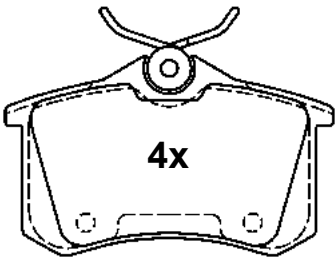
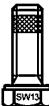


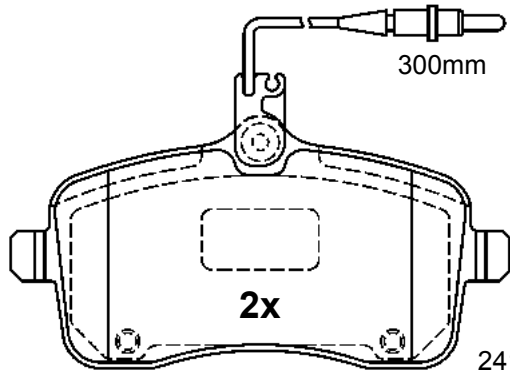


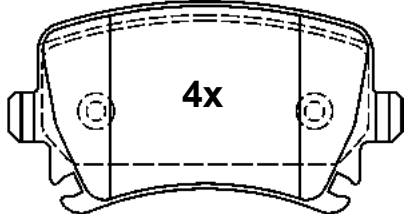

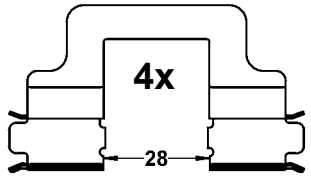
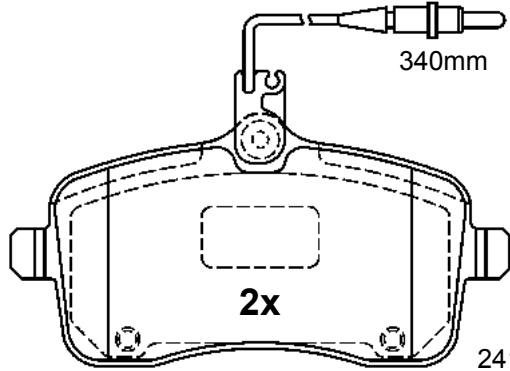

Abbildungen Scheibenbremsbeläge

Illustrations disc brake pads - Illustrazioni pastiglie freno -

Illustrations plaquettes de frein - Ilustraciones pastillas de freno



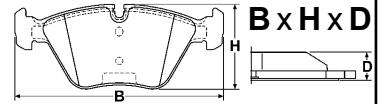
Maßstab - scale - scala - échelle - escala 1:2

13.0470-2885.2 LD2885 ATE Ceramic	13.0470-2888.2 LD2888 ATE Ceramic
<p>  MERCEDES BENZ  </p>  <p style="text-align: center;">4x</p> <p style="text-align: right;">24077 19,1</p> <p style="text-align: center;">116,3 x 63,8 x 19,1</p> <p>  2x M8x21  4x </p>	<p>  AUDI  </p>  <p style="text-align: center;">4x</p> <p style="text-align: right;">23326 17,4</p> <p style="text-align: center;">116,1 x 59,0 x 17,4</p> <p>  4x M8x21 </p>
<p> 13.0470-2886.2 LD2886 ATE Ceramic </p> <p>  AUDI, SEAT, SKODA, VOLKSWAGEN  </p>  <p style="text-align: center;">4x</p> <p style="text-align: right;">20961 16,2</p> <p style="text-align: center;">87,5 x 52,9 x 16,2</p> <p>  4x M8x21 </p>	<p> 13.0470-2891.2 LD2891 ATE Ceramic </p> <p>  PEUGEOT  </p>  <p style="text-align: right;">300mm</p> <p style="text-align: center;">2x</p> <p style="text-align: right;">24134 19,6</p>
<p> 13.0470-2887.2 LD2887 ATE Ceramic </p> <p>  VOLKSWAGEN  </p>  <p style="text-align: center;">4x</p> <p style="text-align: right;">23914 17,1</p> <p style="text-align: center;">105,3 x 55,9 x 17,1</p> <p>  4x M8x21  4x 28 </p>	 <p style="text-align: right;">340mm</p> <p style="text-align: center;">2x</p> <p style="text-align: right;">24175 19,6</p> <p style="text-align: center;">131,4 x 67,5 x 19,6</p> <p>  4x M8x21 </p>

Abbildungen Scheibenbremsbeläge

Illustrations disc brake pads - Illustrazioni pastiglie freno -

Illustrations plaquettes de frein - Ilustraciones pastillas de freno



Maßstab - scale - scala - échelle - escala 1:2

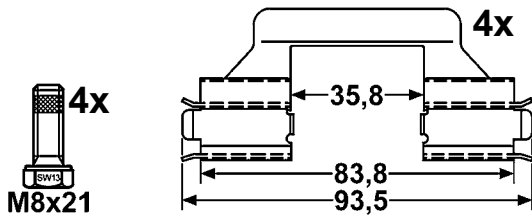
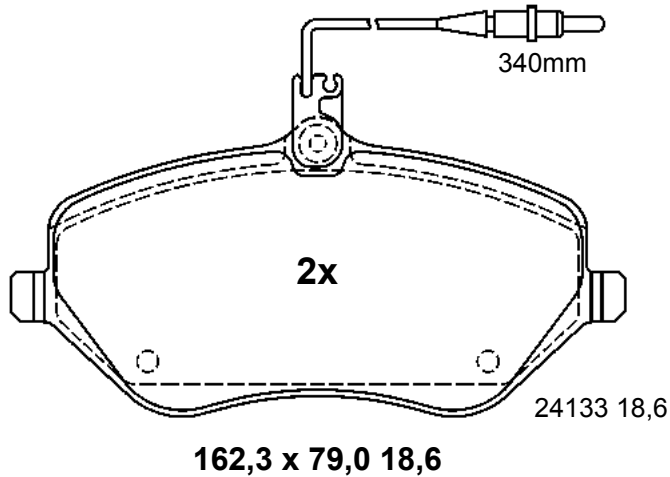
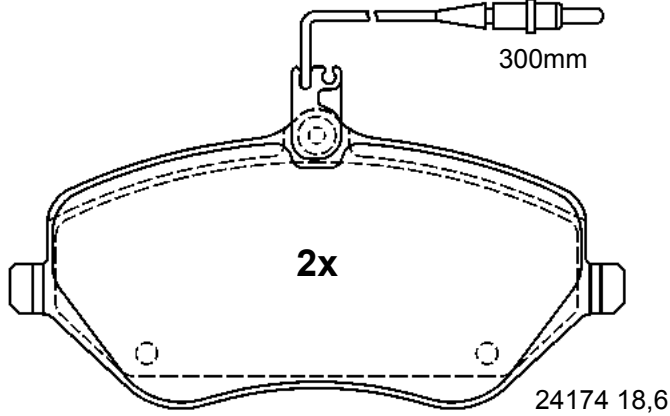
13.0470-2892.2 LD2892 ATE Ceramic



CITROEN, PEUGEOT



LUC



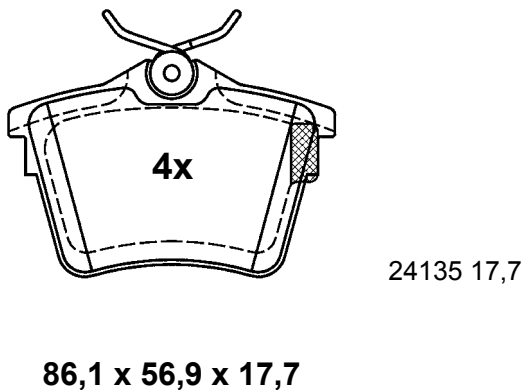
13.0470-2893.2 LD2893 ATE Ceramic



CITROEN, PEUGEOT



LUC



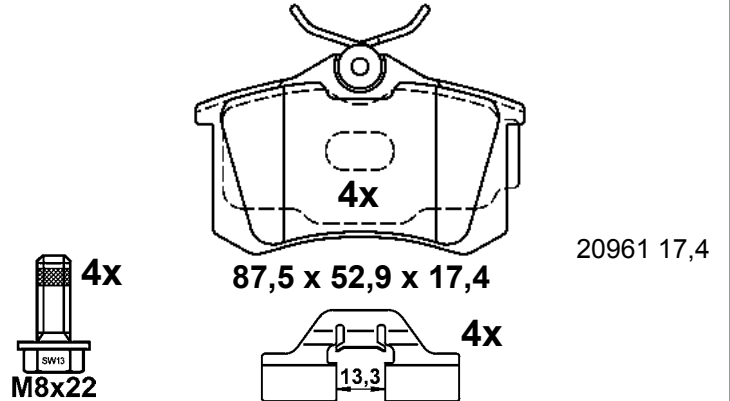
13.0470-2894.2 LD2894 ATE Ceramic



AUDI, SEAT, SKODA
VOLKSWAGEN



LUC



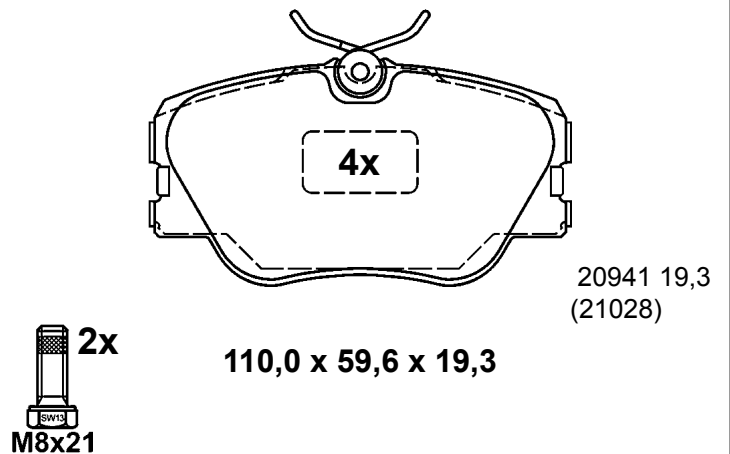
13.0470-2927.2 LD2927 ATE Ceramic



MERCEDES BENZ



LUC



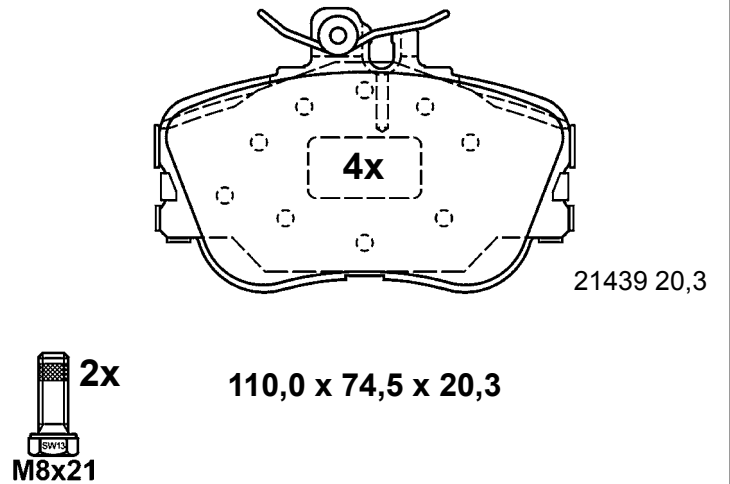
13.0470-2975.2 LD2975 ATE Ceramic



MERCEDES BENZ



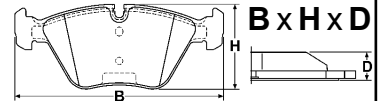
LUC



Abbildungen Scheibenbremsbeläge

Illustrations disc brake pads - Illustrazioni pastiglie freno -

Illustrations plaquettes de frein - Ilustraciones pastillas de freno



Maßstab - scale - scala - échelle - escala 1:2

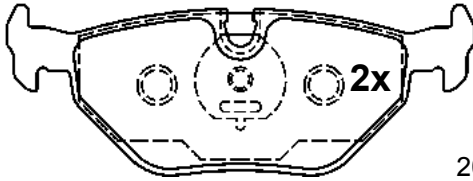
13.0470-3605.2 LD3605 ATE Ceramic



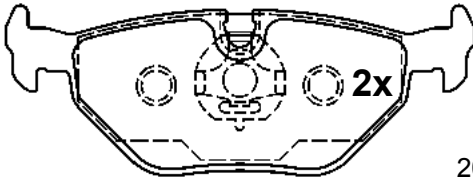
BMW, MG, ROVER, SAAB



ATE



20180 17,3



20181 17,3

123,0 x 44,9 x 17,3

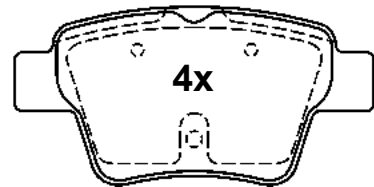
13.0470-3813.2 LD3813 ATE Ceramic



CITROEN, PEUGEOT

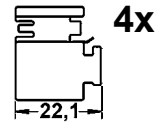
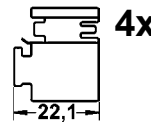
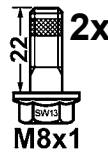


BOS



24150 17,6

94,8 x 46,9 x 17,6



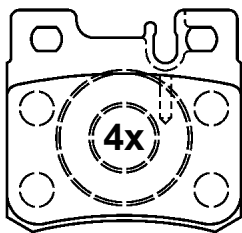
13.0470-3805.2 LD3805 ATE Ceramic



MERCEDES BENZ



ATE



21197 15,0

61,8 x 58,6 x 15,0

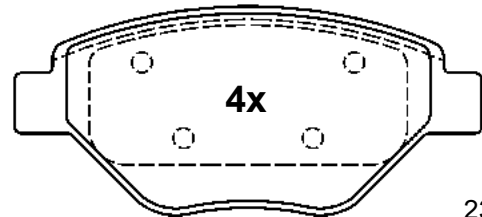
13.0470-3814.2 LD3814 ATE Ceramic



RENAULT



BOS



23934 18,2

122,8 x 54,3 x 18,2



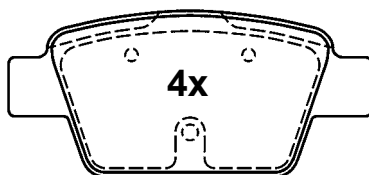
13.0470-3812.2 LD3812 ATE Ceramic



ALFA ROMEO, FIAT, LANCIA, PEUGEOT

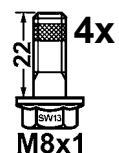


BOS



23714 17,6

94,8 x 42,9 x 17,6



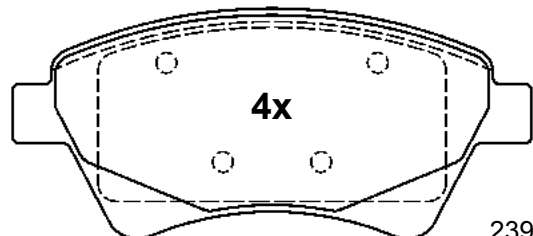
13.0470-3815.2 LD3815 ATE Ceramic



RENAULT

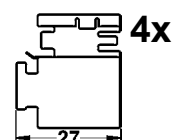
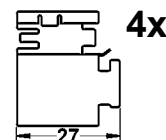
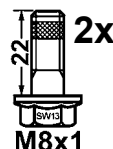


BOS



23930 18,2

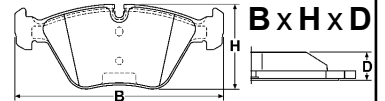
136,8 x 59,5 x 18,2



Abbildungen Scheibenbremsbeläge

Illustrations disc brake pads - Illustrazioni pastiglie freno -

Illustrations plaquettes de frein - Ilustraciones pastillas de freno



Maßstab - scale - scala - échelle - escala 1:2

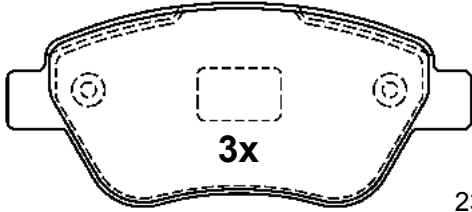
13.0470-3826.2 LD3826 ATE Ceramic



ALFA ROMEO, FIAT

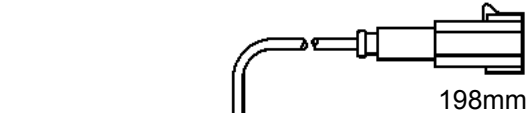


BOS

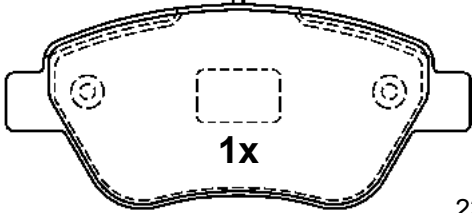


3x

23707 18,0



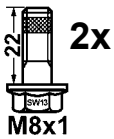
198mm



1x

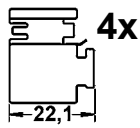
23706 18,0

122,8 x 53,3 x 18,0



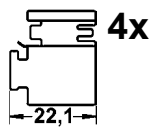
2x

M8x1



4x

22,1



4x

22,1

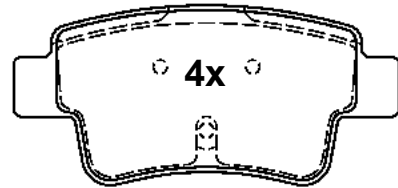
13.0470-3828.2 LD3828 ATE Ceramic



FIAT




BOS



4x

24349 17,5

101,8 x 47,1 x 17,5



4x

M8x1

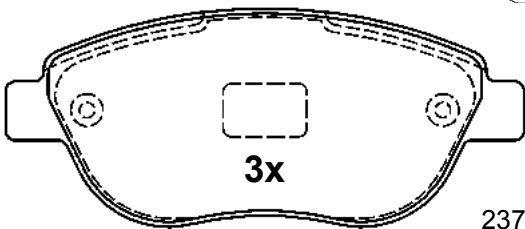
13.0470-3827.2 LD3827 ATE Ceramic



FIAT, LANCIA



BOS

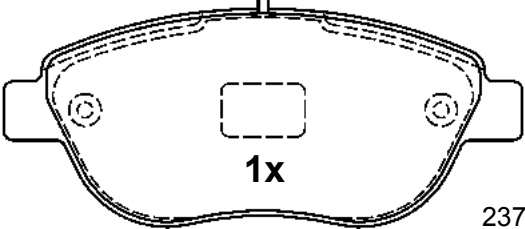


3x

23710 19,6



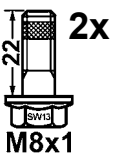
198mm



1x

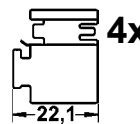
23709 19,6

136,8 x 57,4 x 19,6



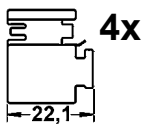
2x

M8x1



4x

22,1



4x

22,1

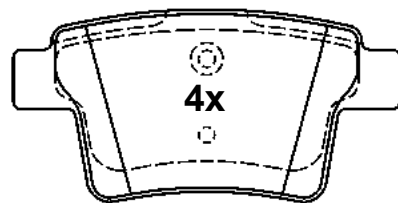
13.0470-3831.2 LD3831 ATE Ceramic



FORD, JAGUAR



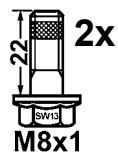
BOS



4x

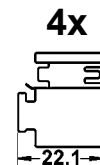
24260 17,3

101,8 x 50,5 x 17,3



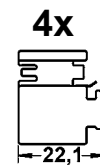
2x

M8x1



4x

22,1



4x

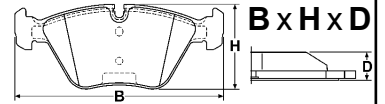
22,1



Abbildungen Scheibenbremsbeläge

Illustrations disc brake pads - Illustrazioni pastiglie freno -

Illustrations plaquettes de frein - Ilustraciones pastillas de freno



Maßstab - scale - scala - échelle - escala 1:2

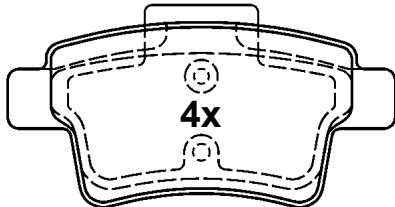
13.0470-3836.2 LD3836 ATE Ceramic



CITROËN



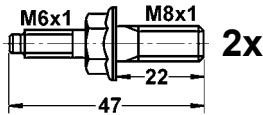
BOS



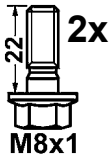
4x

101,8 x 48,3 x 16,3

24540 16,3

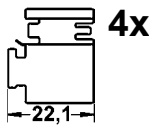


2x

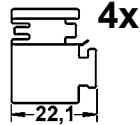


2x

M8x1



4x



4x

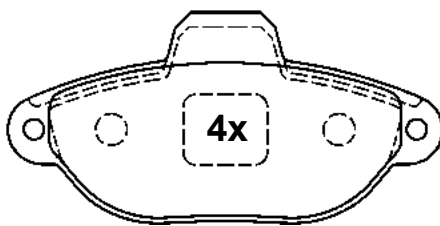
13.0470-3838.2 LD3838 ATE Ceramic



FIAT, FORD



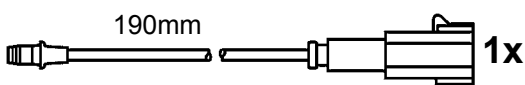
BOS



4x

21436 17,0


114,8 x 55,5 x 17,0



1x



2x



2x

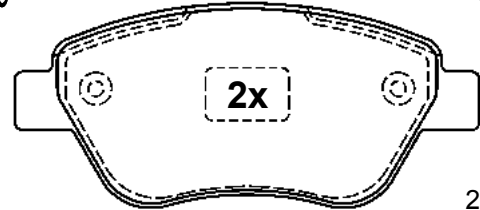
13.0470-3839.2 LD3839 ATE Ceramic



OPEL, VAUXHALL



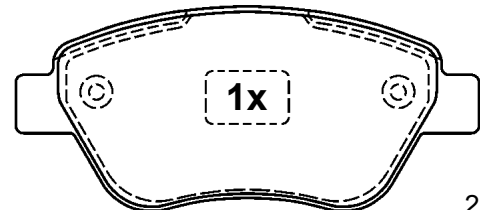
BOS



2x

122,8 x 53,3 x 18,1

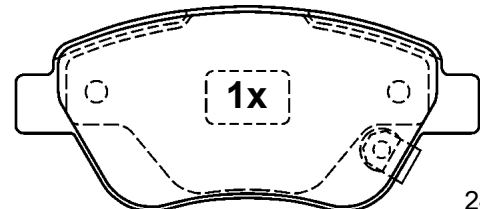
23982 18,1



1x

122,8 x 53,3 x 17,9


23707 17,9



1x

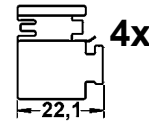
122,8 x 53,3 x 17,9

24288 17,9

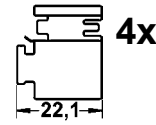


2x

M8x1



4x



4x

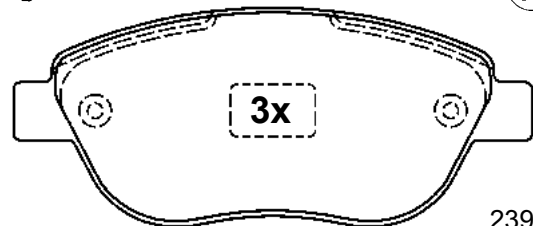
13.0470-3840.2 LD3840 ATE Ceramic



OPEL, VAUXHALL

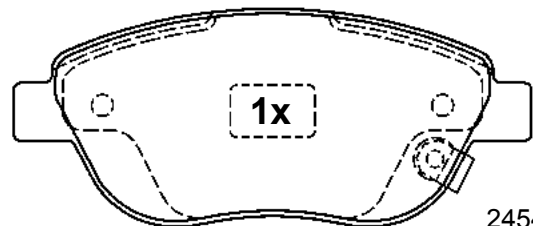


BOS



3x

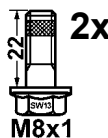
23981 19,6



1x

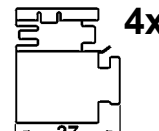
24549 19,6

136,9 x 57,4 x 19,6

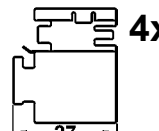


2x

M8x1



4x

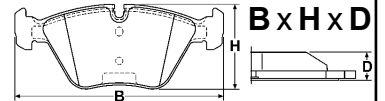


4x

Abbildungen Scheibenbremsbeläge

Illustrations disc brake pads - Illustrazioni pastiglie freno -

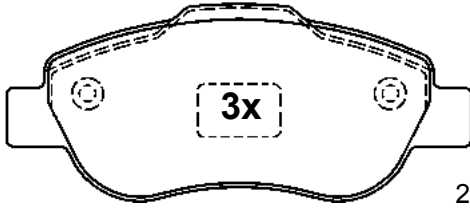
Illustrations plaquettes de frein - Ilustraciones pastillas de freno



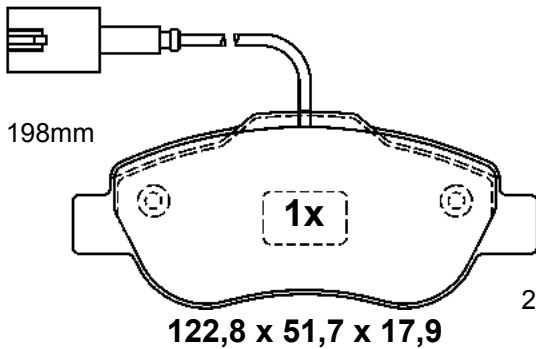
Maßstab - scale - scala - échelle - escala 1:2

13.0470-3846.2 LD3846 ATE Ceramic

FIAT, FORD


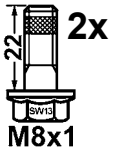


24072 17,9



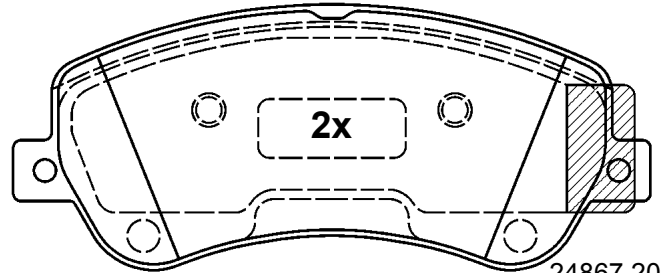
24764 17,9

122,8 x 51,7 x 17,9



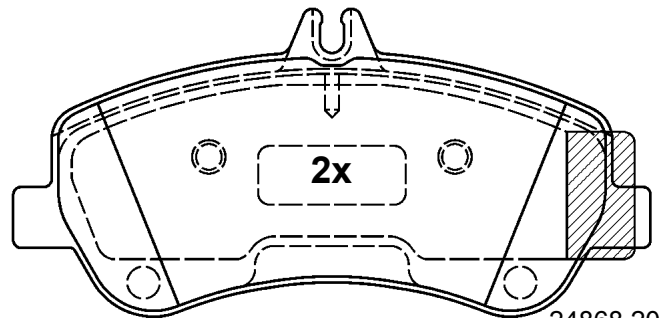
13.0470-3852.2 LD3852 ATE Ceramic

MERCEDES BENZ



24867 20,7

165,1 x 68,3 x 20,7

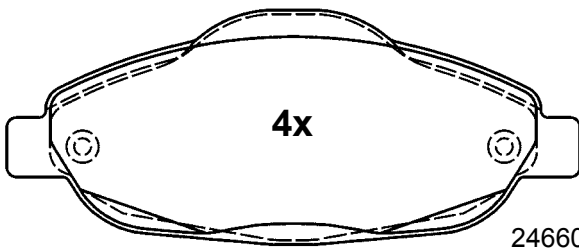


24868 20,7

165,1 x 79,5 x 20,7

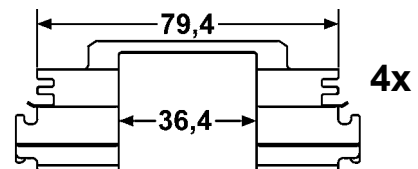
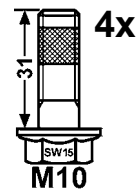
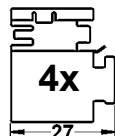
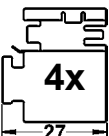
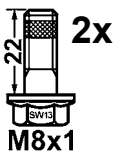
13.0470-3847.2 LD3847 ATE Ceramic

PEUGEOT



24660 17,8

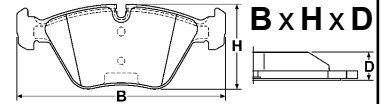
151,0 x 62,0 x 17,8



Abbildungen Scheibenbremsbeläge

Illustrations disc brake pads - Illustrazioni pastiglie freno -

Illustrations plaquettes de frein - Ilustraciones pastillas de freno

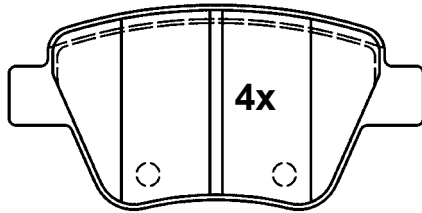


Maßstab - scale - scala - échelle - escala 1:2

13.0470-3858.2 LD3858 ATE Ceramic

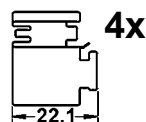
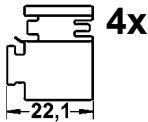
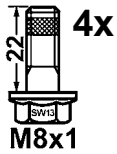


AUDI, SEAT,
SKODA, VOLKSWAGEN



24563 17,7

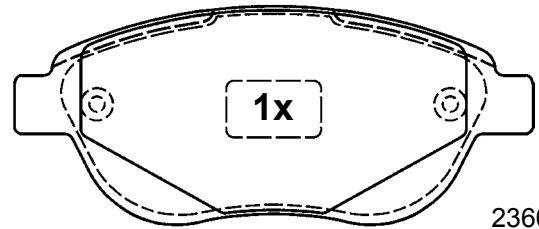
109,3 x 53,4 x 17,7



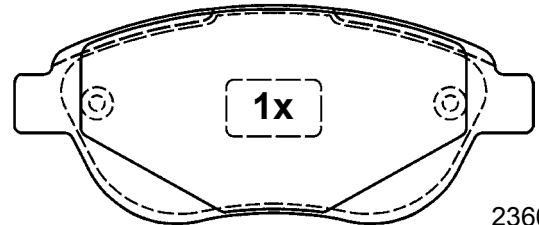
13.0470-3966.2 LD3966 ATE Ceramic



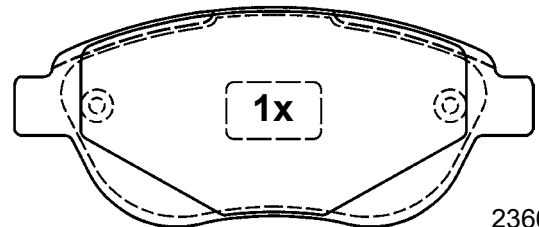
CITROEN, PEUGEOT



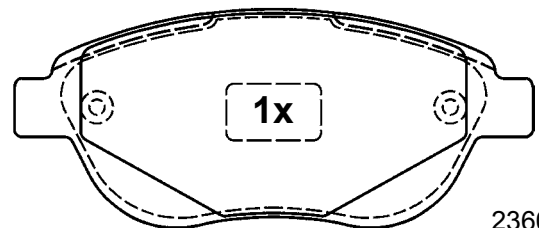
23600 19,4



23600 19,4

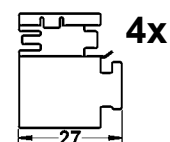
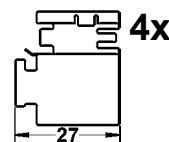
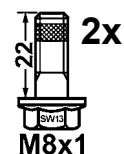


23600 19,4



23600 19,4

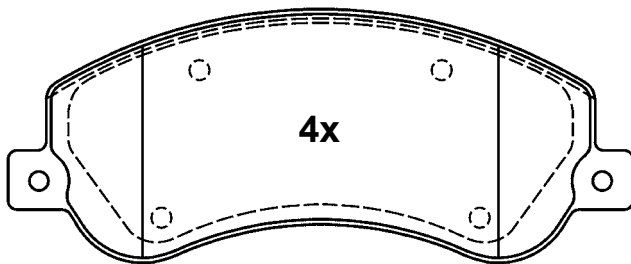
136,8 x 57,5 x 19,4



13.0470-3860.2 LD3860 ATE Ceramic

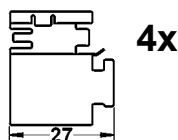
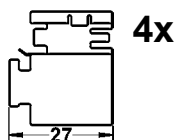
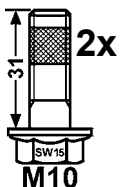


VOLKSWAGEN



24484 18,8

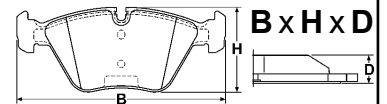
164,8 x 66,8 x 18,8



Abbildungen Scheibenbremsbeläge

Illustrations disc brake pads - Illustrazioni pastiglie freno -

Illustrations plaquettes de frein - Ilustraciones pastillas de freno



Maßstab - scale - scala - échelle - escala 1:2

13.0470-3982.2 LD3982 ATE Ceramic

13.0470-3983.2 LD3983 ATE Ceramic



FIAT



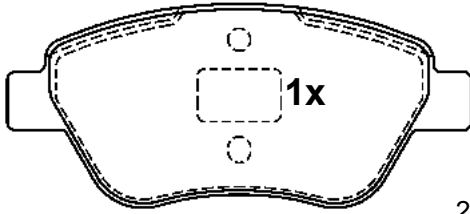
BOS



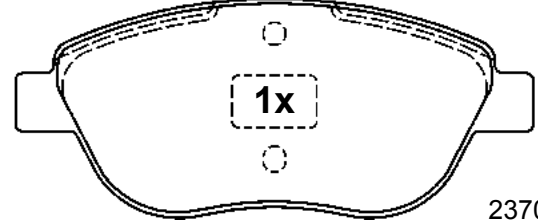
FIAT, LANCIA



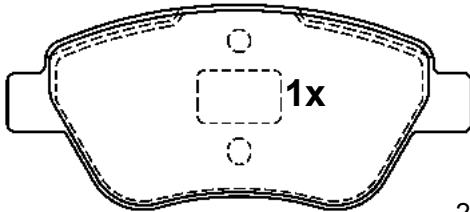
BOS



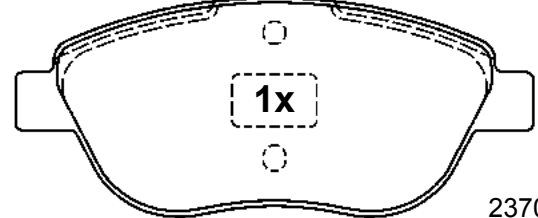
23705 18,1



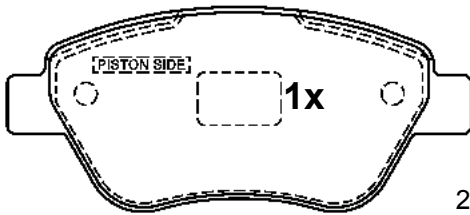
23708 19,4



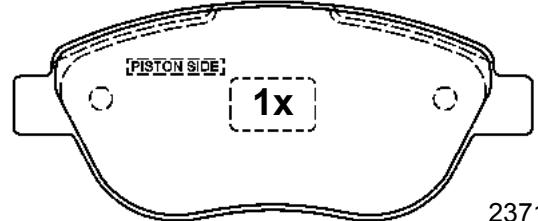
23705 18,1



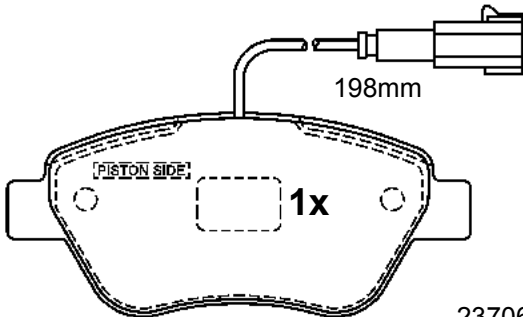
23708 19,4



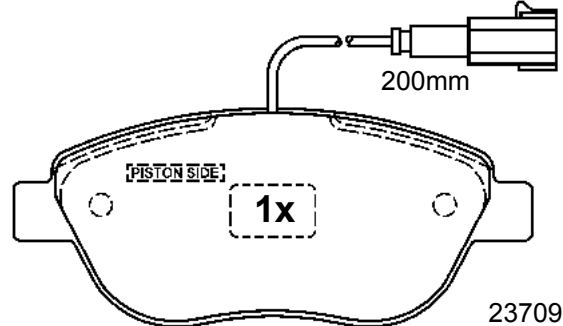
23707 18,1



23710 19,4



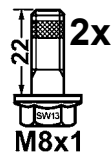
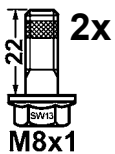
23706 18,1



23709 19,4

122,8 x 53,3 x 18,1

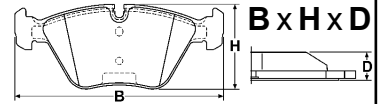
136,8 x 57,4 x 19,4



Abbildungen Scheibenbremsbeläge

Illustrations disc brake pads - Illustrazioni pastiglie freno -

Illustrations plaquettes de frein - Ilustraciones pastillas de freno



Maßstab - scale - scala - échelle - escala 1:2

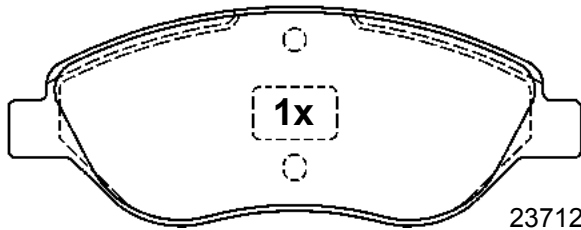
13.0470-3984.2 LD3984 ATE Ceramic



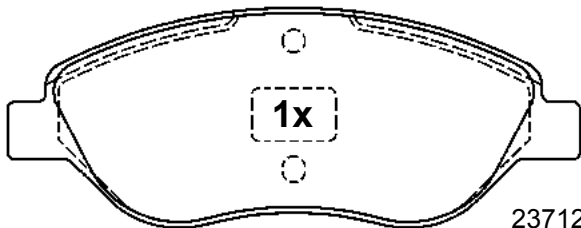
ALFA ROMEO, FIAT, LANCIA



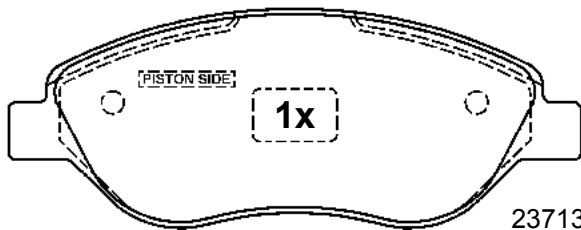
BOS



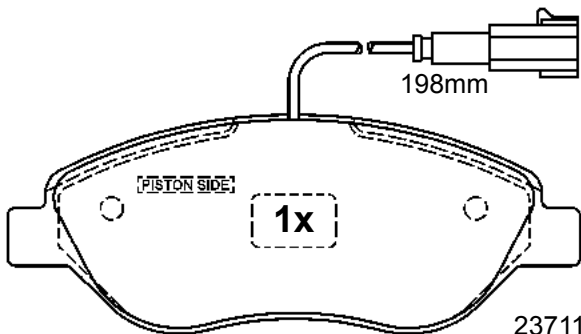
23712 19,4



23712 19,4

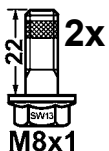


23713 19,4



23711 19,4

150,8 x 57,4 x 19,4



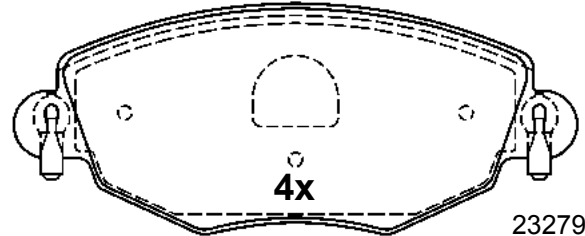
13.0470-3987.2 LD3987 ATE Ceramic



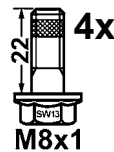
FORD, JAGUAR



BOS



23279 18,4



148,8 x 60,5 x 18,4

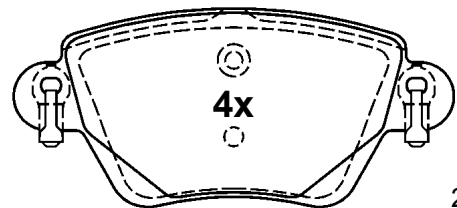
13.0470-3988.2 LD3988 ATE Ceramic



FORD, JAGUAR, RENAULT



BOS



23557 17,2



115,7 x 52 x 17,2

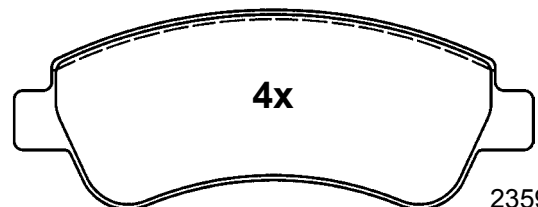
13.0470-3994.2 LD3994 ATE Ceramic



CITROEN, PEUGEOT

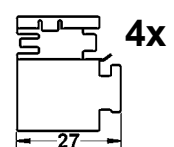
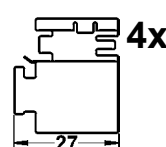
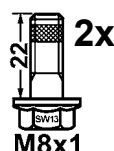


BOS



23599 19,0

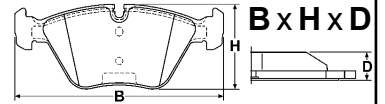
136,8 x 52,0 x 19,0



Abbildungen Scheibenbremsbeläge

Illustrations disc brake pads - Illustrazioni pastiglie freno -

Illustrations plaquettes de frein - Ilustraciones pastillas de freno



Maßstab - scale - scala - échelle - escala 1:2

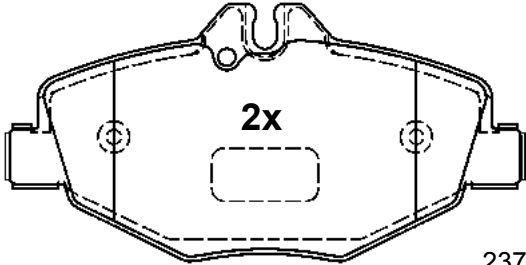
13.0470-3999.2 LD3999 ATE Ceramic



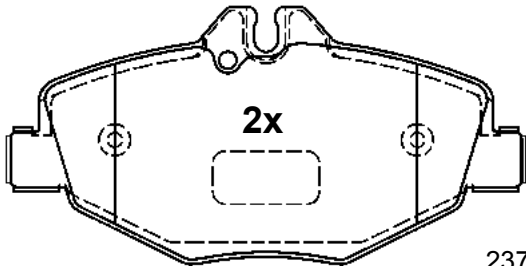
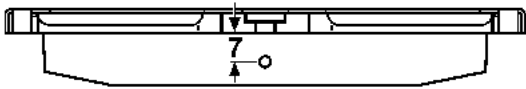
MERCEDES BENZ



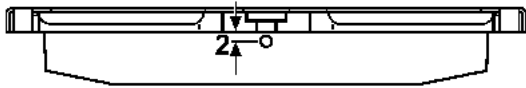
BOS



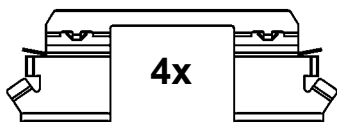
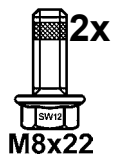
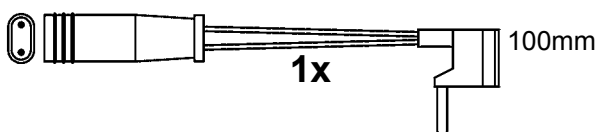
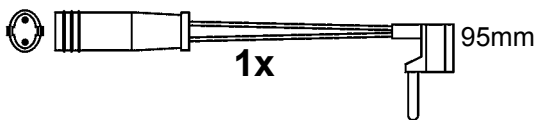
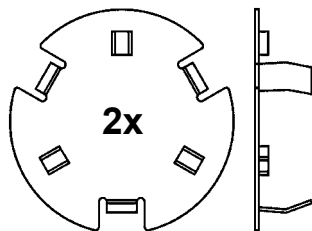
23743 20,1



23744 20,1



137,0 x 67,8 x 20,1



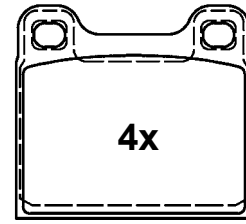
13.0470-4044.2 LD4044 ATE Ceramic



VOLVO



ATE



20755 15,1

61,8 x 56,5 x 15,1


13.0470-4047.2 LD4047 ATE Ceramic



CHRYSLER, MERCEDES BENZ



ATE



21305 15,7

61,7 x 69,5 x 15,7

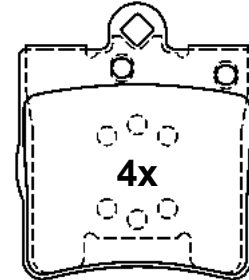
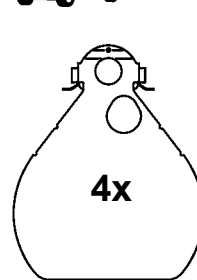
13.0470-4064.2 LD4064 ATE Ceramic



CHRYSLER, MERCEDES BENZ



ATE



21919 15,3

63,8 x 72,8 x 15,3

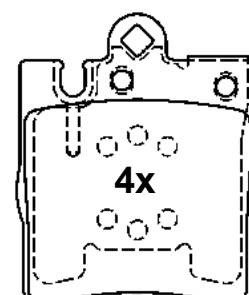
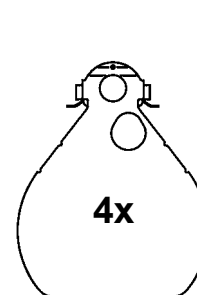
13.0470-4065.2 LD4065 ATE Ceramic



MERCEDES BENZ



ATE



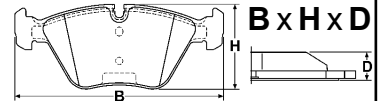
21899 15,3

63,7 x 78,0 x 15,3

Abbildungen Scheibenbremsbeläge

Illustrations disc brake pads - Illustrazioni pastiglie freno -

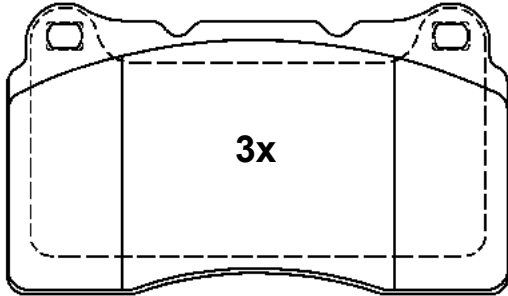
Illustrations plaquettes de frein - Ilustraciones pastillas de freno



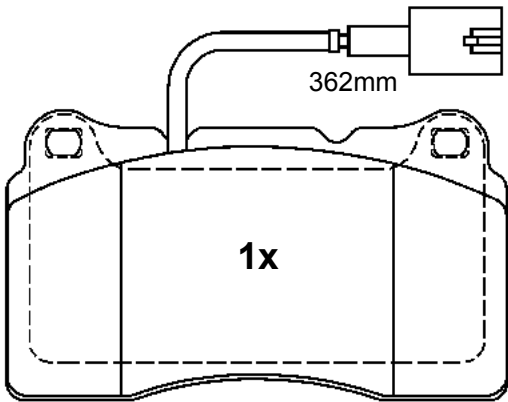
Maßstab - scale - scala - échelle - escala 1:2

13.0470-4803.2 LD4803 ATE Ceramic

ALFA ROMEO

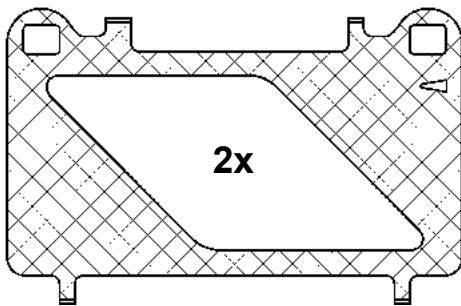


23092 15,6

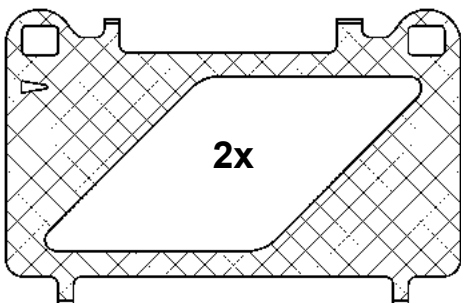


23111 15,6

131,8 x 77,2 x 15,6



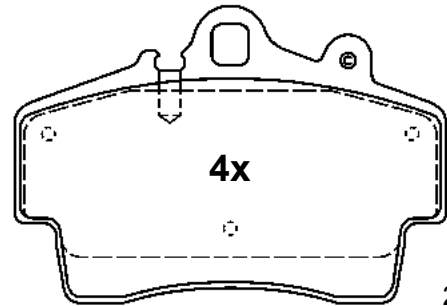
2x



2x

13.0470-4814.2 LD4814 ATE Ceramic

PORSCHE

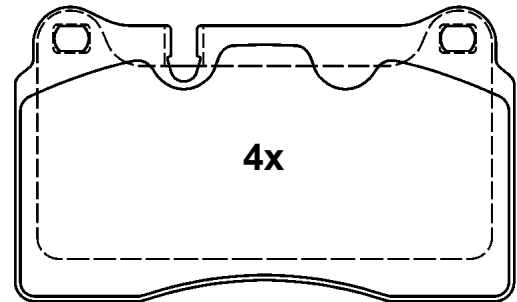


21937 15,5

114,0 x 78,0 x 15,5

13.0470-4833.2 LD4833 ATE Ceramic

VOLKSWAGEN

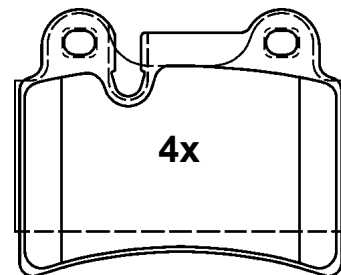


24098 17,1

131,6 x 77,3 x 17,1

13.0470-4834.2 LD4834 ATE Ceramic

VOLKSWAGEN



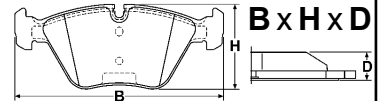
24097 17,1

86,8 x 70,1 x 17,1

Abbildungen Scheibenbremsbeläge

Illustrations disc brake pads - Illustrazioni pastiglie freno -

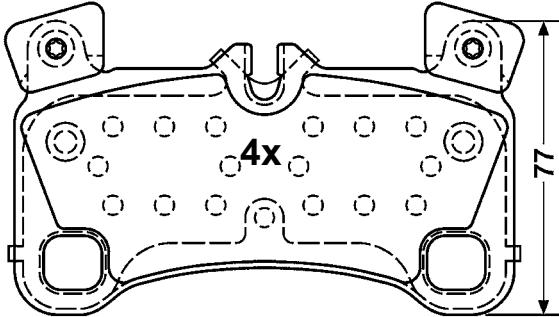
Illustrations plaquettes de frein - Ilustraciones pastillas de freno



Maßstab - scale - scala - échelle - escala 1:2

13.0470-4850.2 LD4850 ATE Ceramic

AUDI, PORSCHE, VOLKSWAGEN

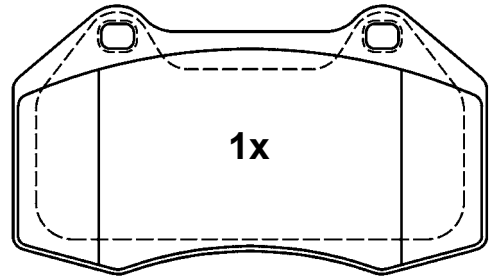


24296 16,3

132,1 x 77,0 x 16,3

13.0470-4853.2 LD4853 ATE Ceramic

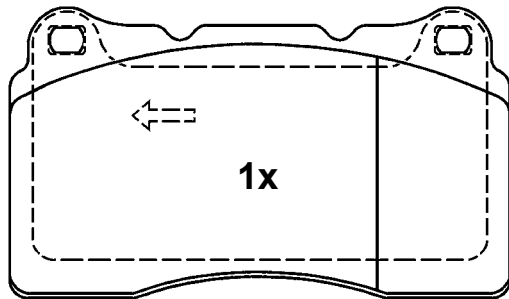
ALFA ROMEO, FIAT



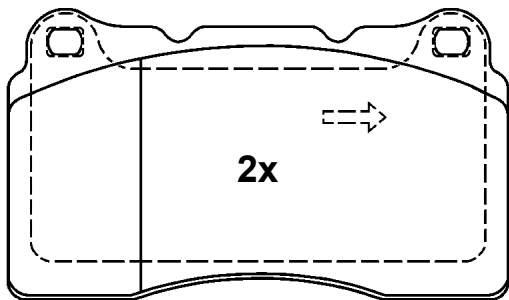
24162 15,2

13.0470-4851.2 LD4851 ATE Ceramic

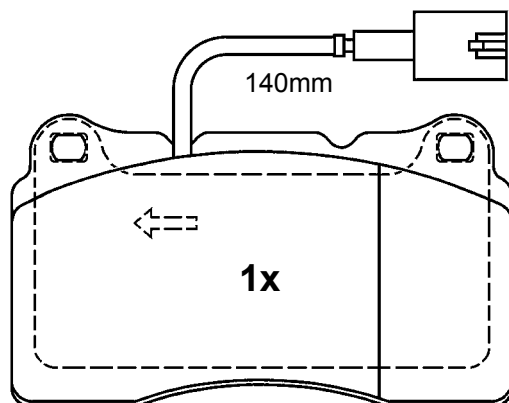
ALFA ROMEO



23092 16,0

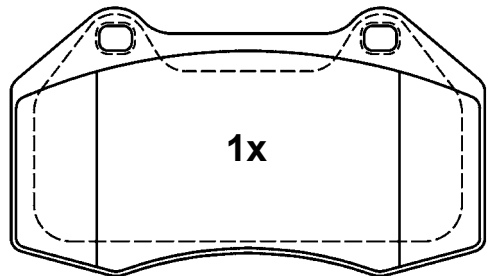


23092 16,0

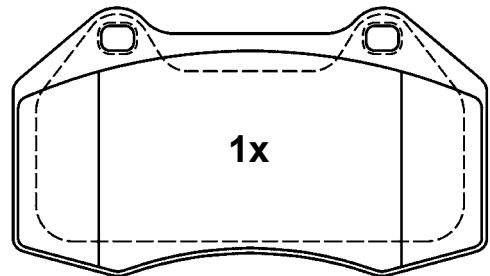


23111 16,0

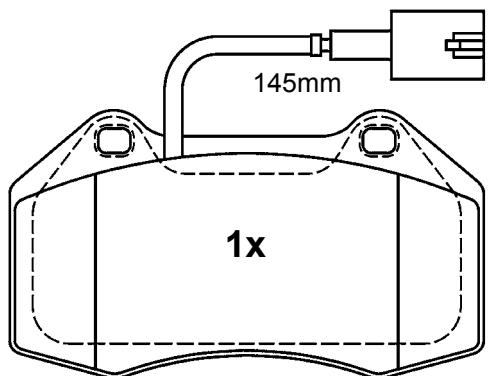
131,8 x 77,2 x 16,0



24162 15,2



24162 15,2



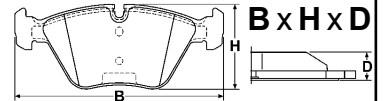
24687 15,2

124,6 x 70,4 x 15,2

Abbildungen Scheibenbremsbeläge

Illustrations disc brake pads - Illustrazioni pastiglie freno -

Illustrations plaquettes de frein - Ilustraciones pastillas de freno



Maßstab - scale - scala - échelle - escala 1:2

13.0470-4854.2 LD4854 ATE Ceramic

13.0470-4971.2 LD4971 ATE Ceramic



ALFA ROMEO



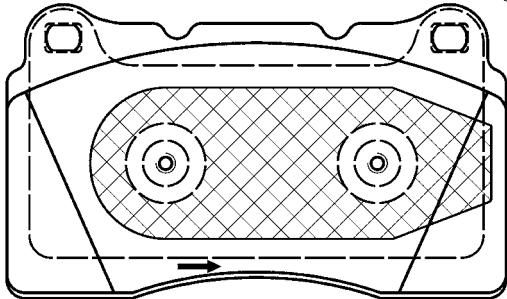
BRE



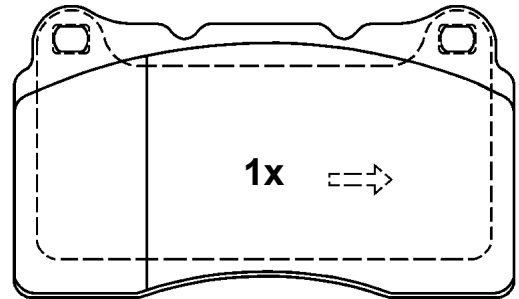
ALFA ROMEO, LANCIA



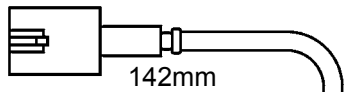
BRE



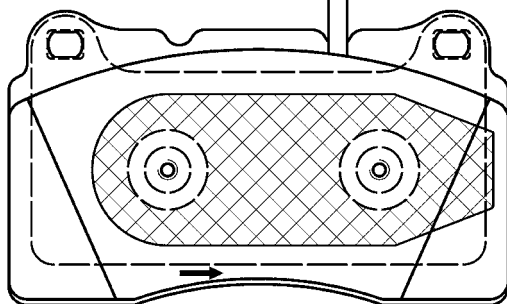
23092 16,3



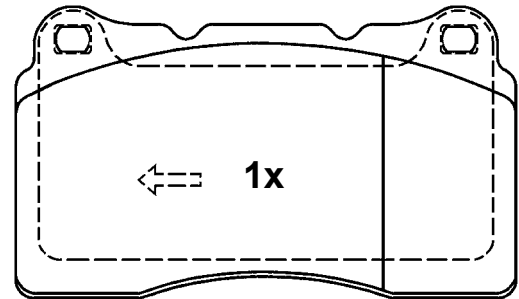
23092 16,0



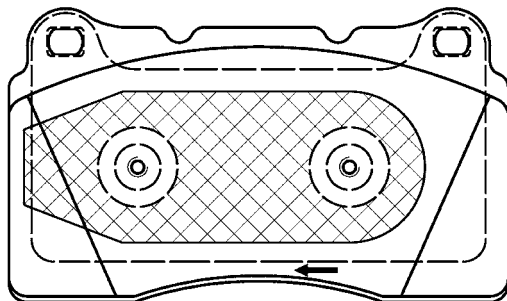
142mm



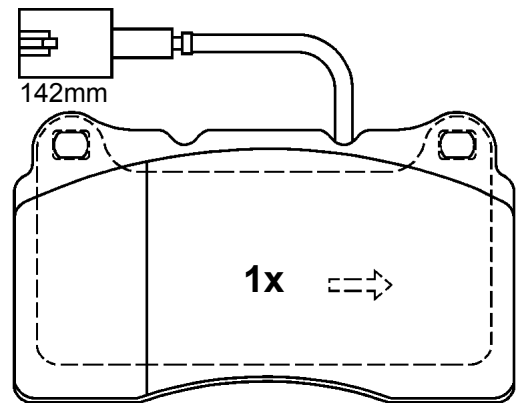
23756 16,3



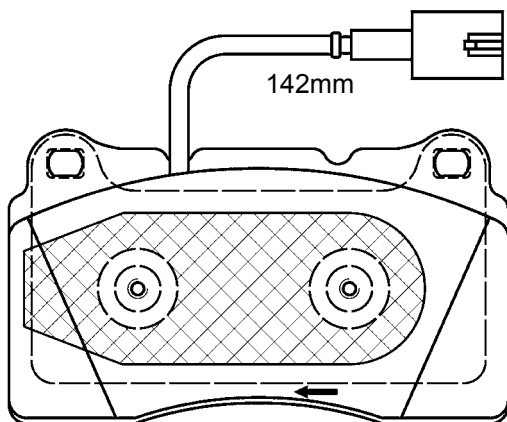
23092 16,0



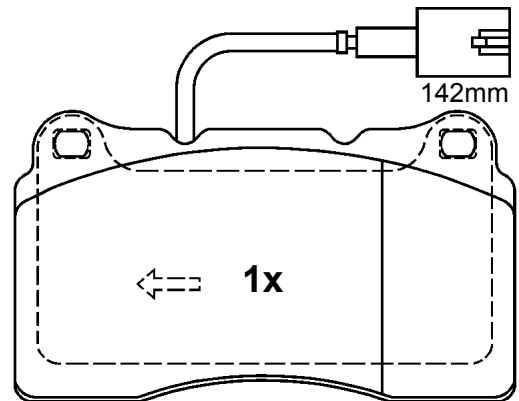
23092 16,3



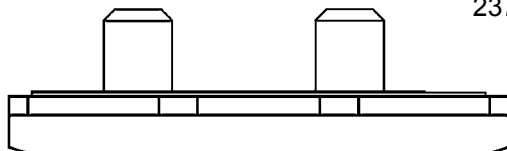
23110 16,0



23756 16,3



23111 16,0



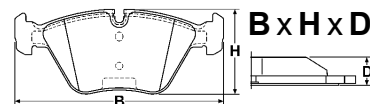
131,8 x 77,2 x 16,3

131,8 x 77,2 x 16,0



Abbildungen Scheibenbremsbeläge

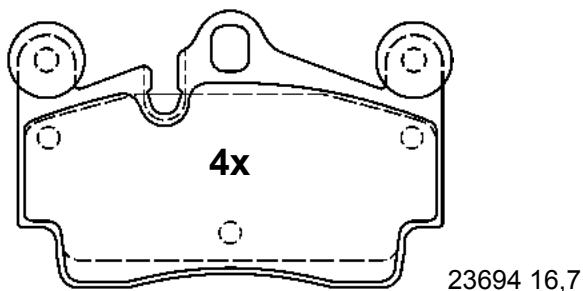
Illustrations disc brake pads - Illustrazioni pastiglie freno -
Illustrations plaquettes de frein - Ilustraciones pastillas de freno



Maßstab - scale - scala - échelle - escala 1:2

13.0470-4976.2 LD4976 ATE Ceramic

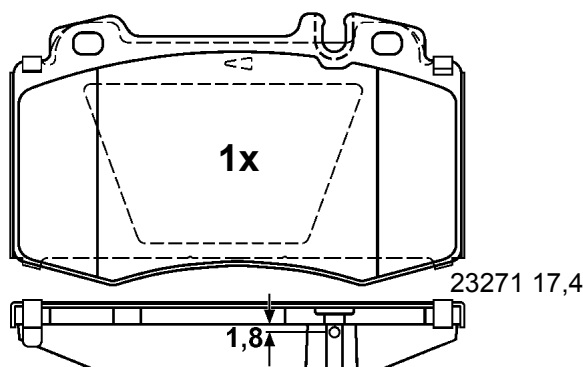
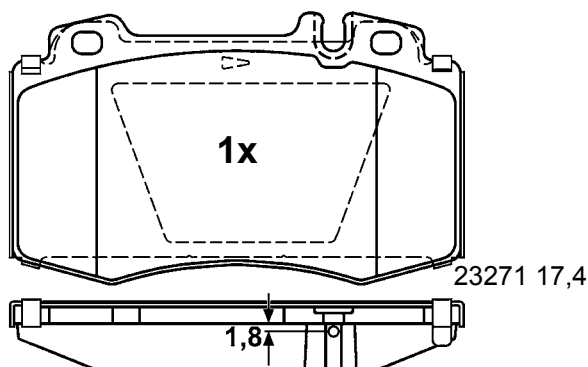
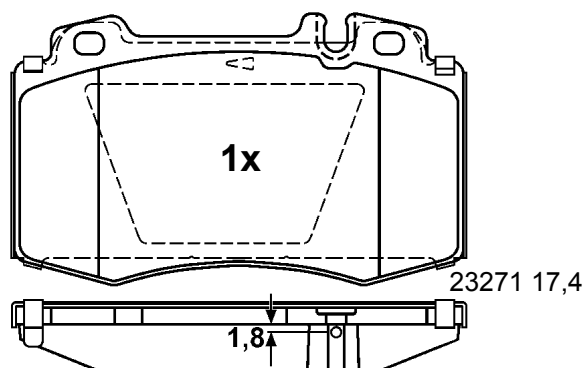
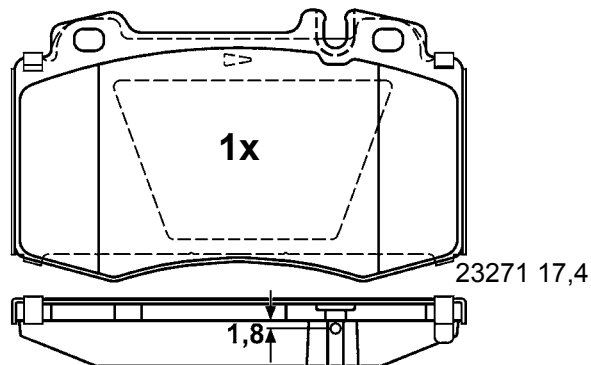
AUDI, PORSCHE, VOLKSWAGEN BRE



112,0 x 73,0 x 16,7

13.0470-4984.2 LD4984 ATE Ceramic

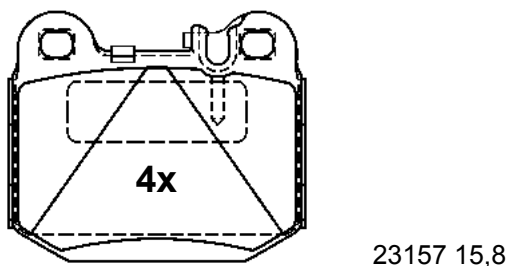
MERCEDES BENZ BRE



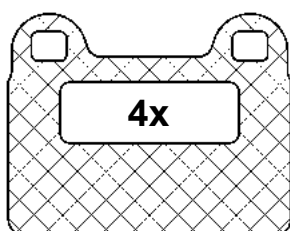
119,5 x 71,7 x 17,4

13.0470-4977.2 LD4977 ATE Ceramic

MERCEDES BENZ BRE



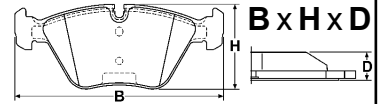
76,5 x 65,5 x 15,8



Abbildungen Scheibenbremsbeläge

Illustrations disc brake pads - Illustrazioni pastiglie freno -

Illustrations plaquettes de frein - Ilustraciones pastillas de freno



Maßstab - scale - scala - échelle - escala 1:2

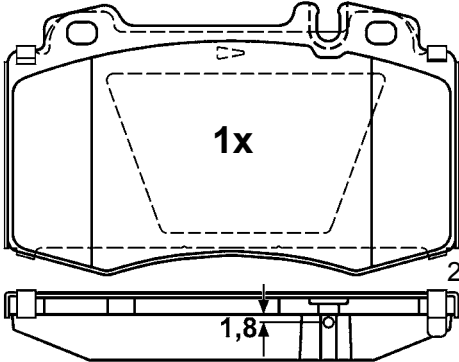
13.0470-4990.2 LD4990 ATE Ceramic



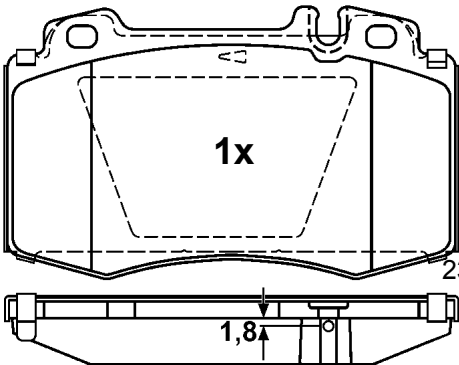
MERCEDES BENZ



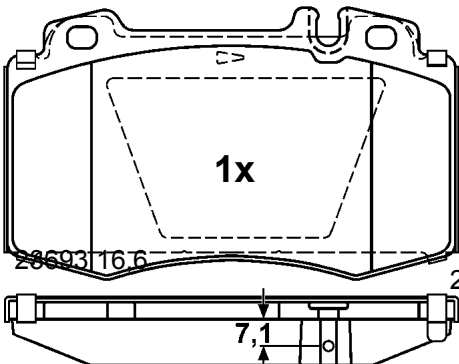
BRE



23271 17,4

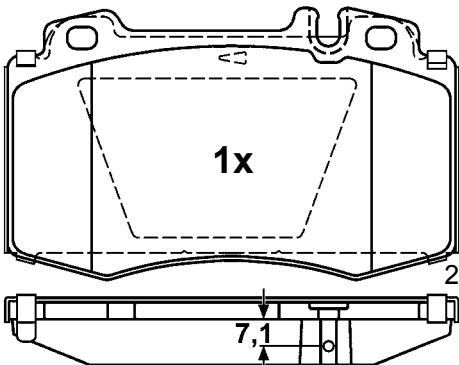


23271 17,4



23693 16,6

23745 17,4



23745 17,4

119,5 x 71,7 x 17,4

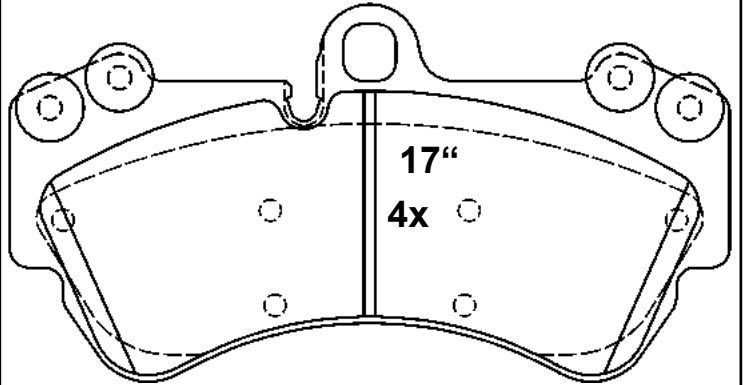
13.0470-4992.2 LD4992 ATE Ceramic



PORSCHE, VOLKSWAGEN



BRE



23692 16,6

190 x 99,4 x 16,6

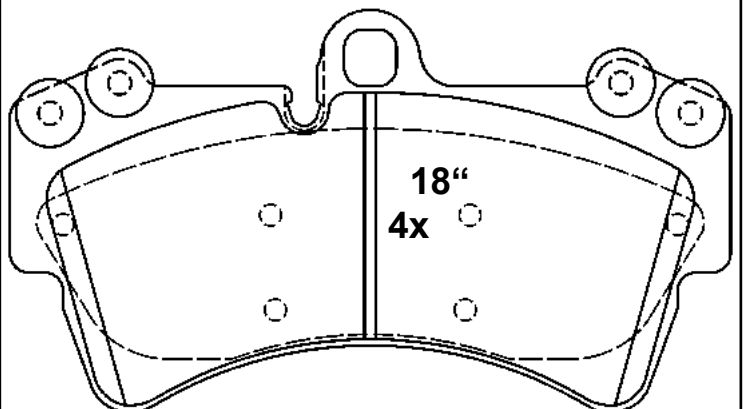
13.0470-4993.2 LD4993 ATE Ceramic



AUDI, PORSCHE, VOLKSWAGEN



BRE



23693 16,6

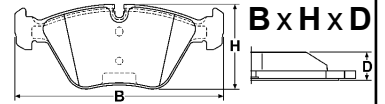
190,0 x 106,4 x 16,6



Abbildungen Scheibenbremsbeläge

Illustrations disc brake pads - Illustrazioni pastiglie freno -

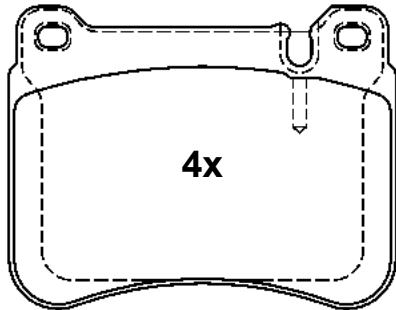
Illustrations plaquettes de frein - Ilustraciones pastillas de freno



Maßstab - scale - scala - échelle - escala 1:2

13.0470-4994.2 LD4994 ATE Ceramic

MERCEDES BENZ



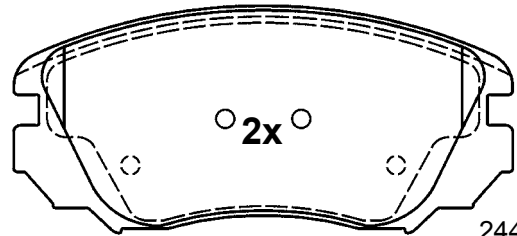
4x

23945 16,5

101,7 x 79,3 x 16,5

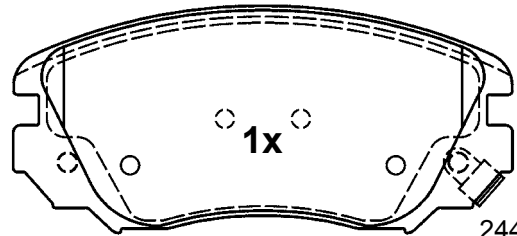
13.0470-5611.2 LD5611 ATE Ceramic

CHEVROLET ,OPEL,
SAAB, VAUXHALL



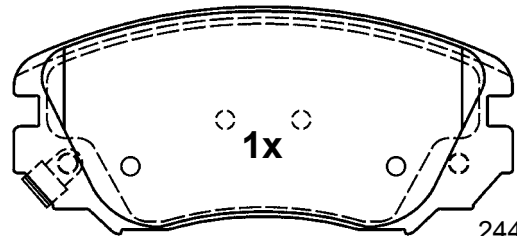
2x

24415 19,1



1x

24416 19,1



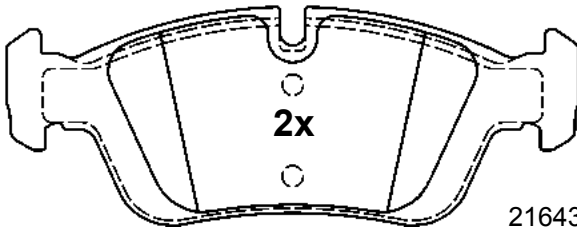
1x

24417 19,1

131,4 x 59,7 x 19,1

13.0470-5405.2 LD5405 ATE Ceramic

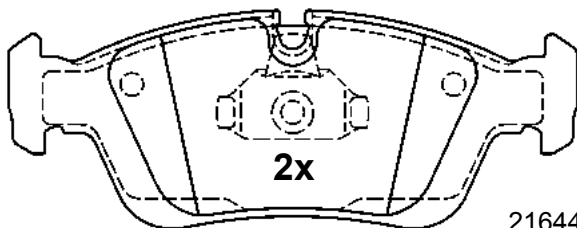
BMW



2x

21643 17,8

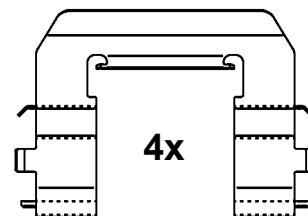
151,3 x 57,3 x 17,8



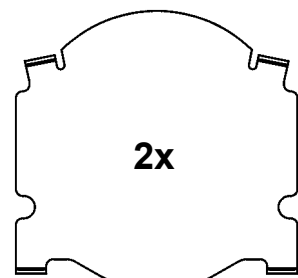
2x

21644 17,8

150,1 x 57,3 x 17,8



4x

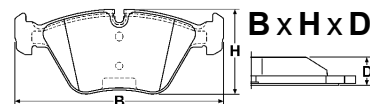


2x

Abbildungen Scheibenbremsbeläge

Illustrations disc brake pads - Illustrazioni pastiglie freno -

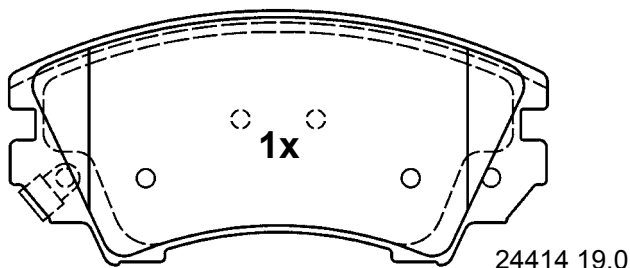
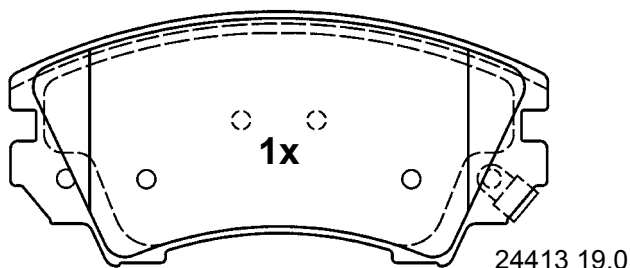
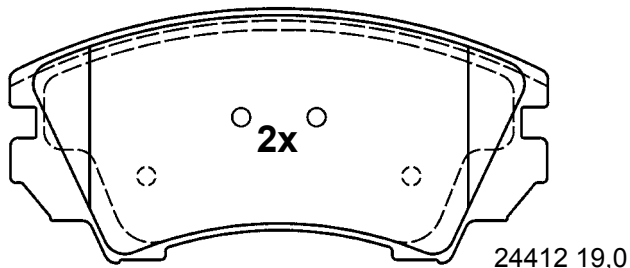
Illustrations plaquettes de frein - Ilustraciones pastillas de freno



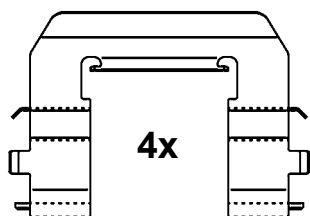
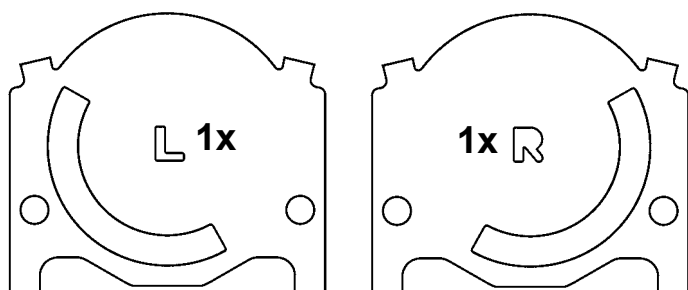
Maßstab - scale - scala - échelle - escala 1:2

13.0470-5612.2 LD5612 ATE Ceramic

CHEVROLET, OPEL,
SAAB, VAUXHALL

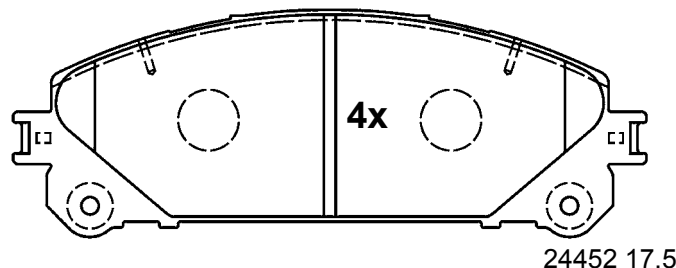


141,9 x 66,7 x 19,0



13.0470-5634.2 LD5634 ATE Ceramic

LEXUS

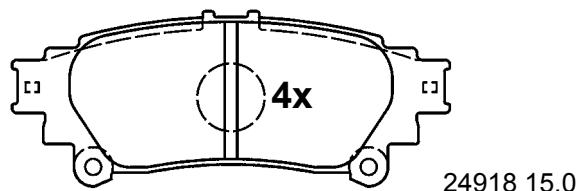


167,0 x 59,4 x 17,5



13.0470-5635.2 LD5635 ATE Ceramic

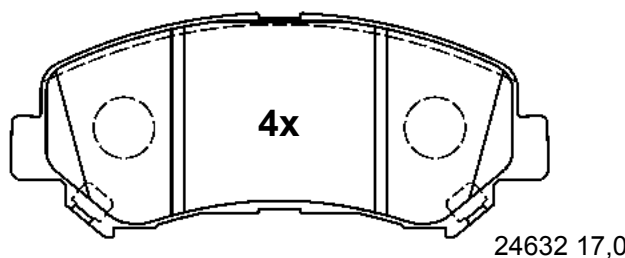
LEXUS, TOYOTA



115,2 x 45,7 x 15,0

13.0470-5652.2 LD5652 ATE Ceramic

NISSAN

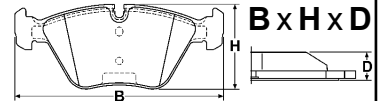


142,0 x 59,0 x 17,0

Abbildungen Scheibenbremsbeläge

Illustrations disc brake pads - Illustrazioni pastiglie freno -

Illustrations plaquettes de frein - Ilustraciones pastillas de freno



Maßstab - scale - scala - échelle - escala 1:2

13.0470-5786.2 LD5786

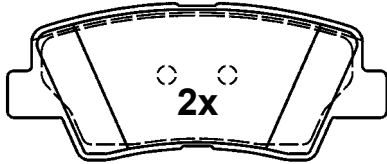
ATE Ceramic




HYUNDAI, KIA



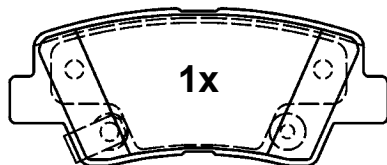
AKE



24934 15,5

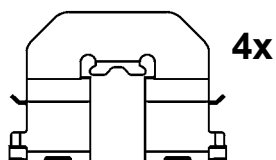
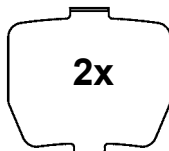


24935 15,5



24936 15,5

99,8 x 41,1 x 16,6



13.0470-7053.2 LD7053

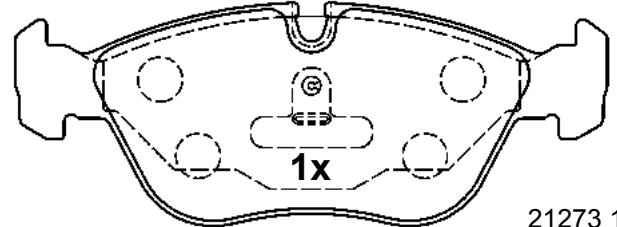
ATE Ceramic



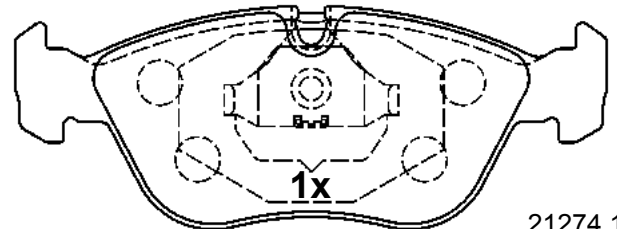
VOLVO



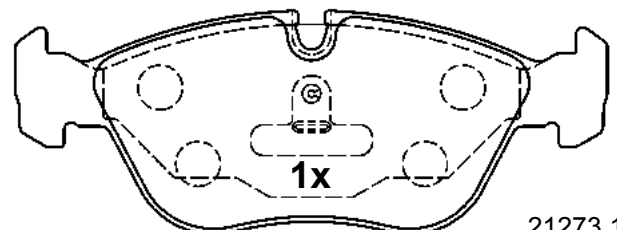
ATE



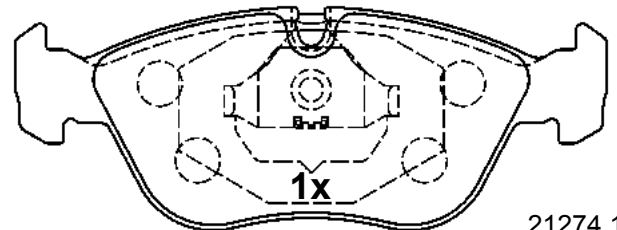
21273 19,5



21274 19,5



21273 19,5



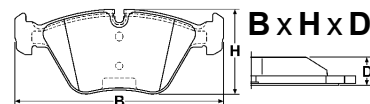
21274 19,5

156,3 x 58,5 x 19,5



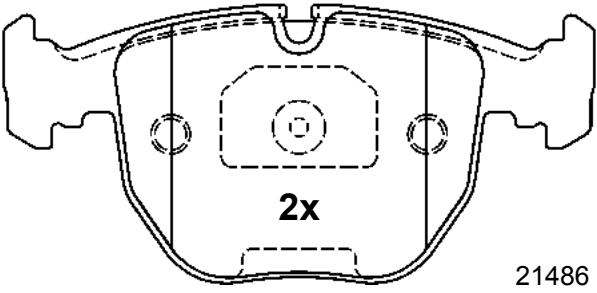
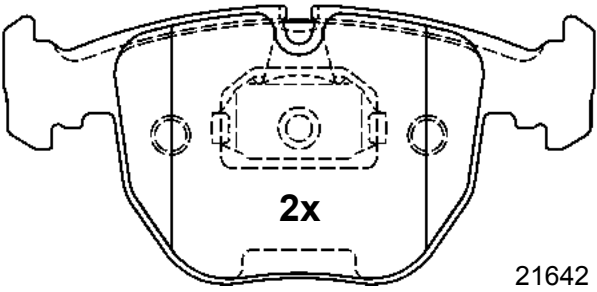


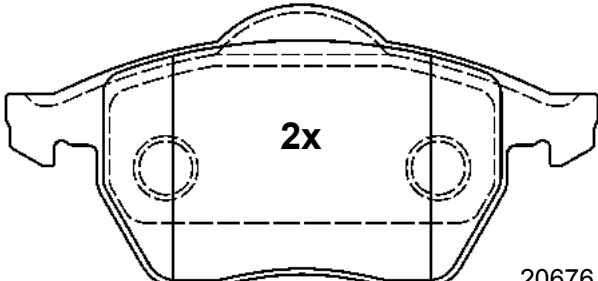
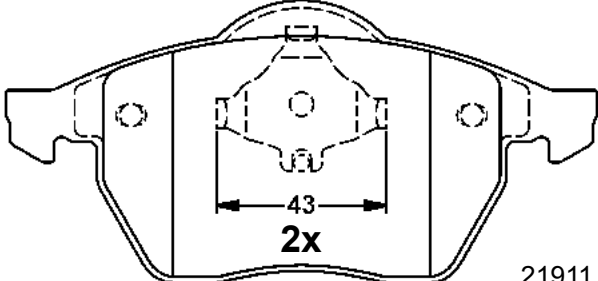


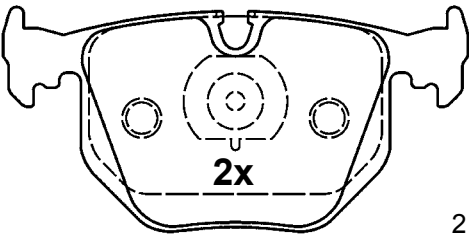
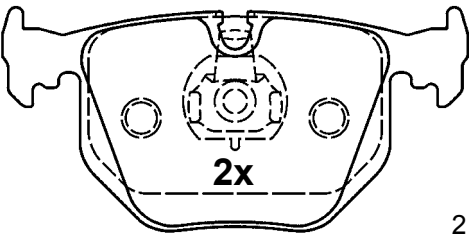


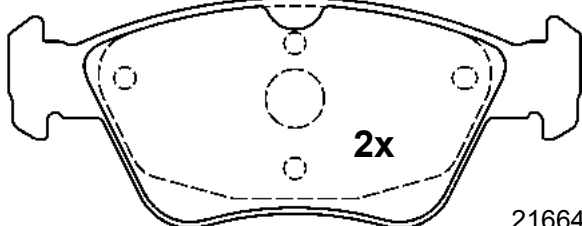
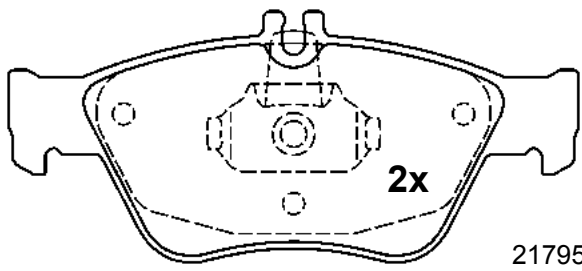
Abbildungen Scheibenbremsbeläge

Illustrations disc brake pads - Illustrazioni pastiglie freno -

Illustrations plaquettes de frein - Ilustraciones pastillas de freno



Maßstab - scale - scala - échelle - escala 1:2

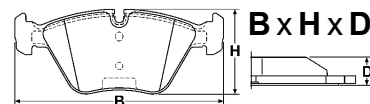
13.0470-7078.2 LD7078 ATE Ceramic	13.0470-7081.2 LD7081 ATE Ceramic
<p>  BMW  ATE </p> <div style="display: flex; justify-content: space-around;"> <div style="text-align: center;">  <p>2x</p> <p>21486 19,3</p> </div> <div style="text-align: center;">  <p>2x</p> <p>21642 19,3</p> </div> </div> <p style="text-align: center;">156,3 x 73,2 x 19,3</p>	<p>  AUDI, SEAT, SKODA, VOLKSWAGEN  ATE </p> <div style="display: flex; justify-content: space-around;"> <div style="text-align: center;">  <p>2x</p> <p>20676 19,8</p> </div> <div style="text-align: center;">  <p>43</p> <p>2x</p> <p>21911 20,3</p> </div> </div> <p style="text-align: center;">156,3 x 74,0 x 19,8</p> <p style="text-align: center;">156,3 x 74,0 x 20,3</p>
13.0470-7079.2 LD7079 ATE Ceramic	13.0470-7086.2 LD7086 ATE Ceramic
<p>  BMW, LAND ROVER  ATE </p> <div style="display: flex; justify-content: space-around;"> <div style="text-align: center;">  <p>2x</p> <p>21282 17,3</p> </div> <div style="text-align: center;">  <p>2x</p> <p>21487 17,3</p> </div> </div> <p style="text-align: center;">123,0 x 59,2 x 17,3</p>	<p>  MERCEDES BENZ  ATE </p> <div style="display: flex; justify-content: space-around;"> <div style="text-align: center;">  <p>2x</p> <p>21664 19,8</p> </div> <div style="text-align: center;">  <p>2x</p> <p>21795 19,8</p> </div> </div> <p style="text-align: center;">151,3 x 59,8 x 19,8</p> <p style="text-align: center;">150,1 x 66,2 x 19,8</p>



Abbildungen Scheibenbremsbeläge

Illustrations disc brake pads - Illustrazioni pastiglie freno -

Illustrations plaquettes de frein - Ilustraciones pastillas de freno



Maßstab - scale - scala - échelle - escala 1:2

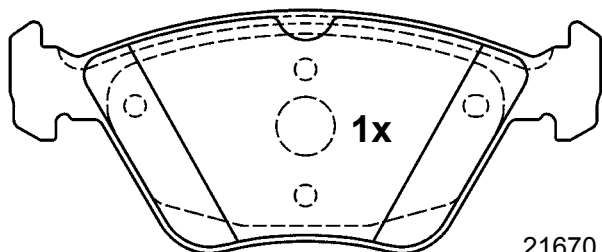
13.0470-7087.2 LD7087 ATE Ceramic



CHRYSLER, MERCEDES BENZ

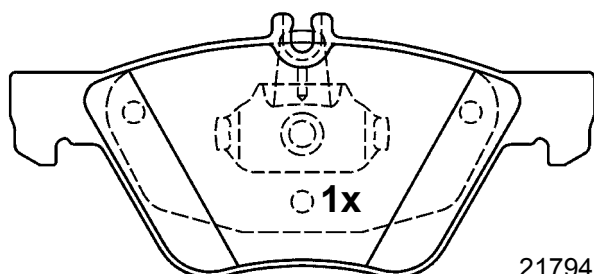


ATE



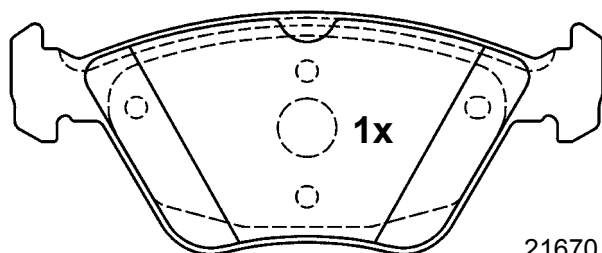
21670 19,4

156,3 x 63,5 x 19,4



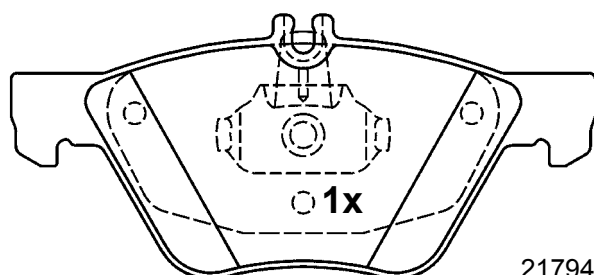
21794 19,4

155,1 x 69,3 x 19,4



21670 19,4

156,3 x 63,5 x 19,4



21794 19,4

155,1 x 69,3 x 19,4

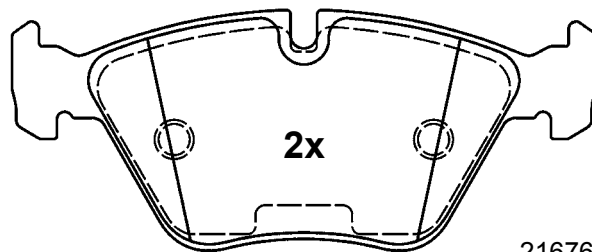
13.0470-7089.2 LD7089 ATE Ceramic



BMW

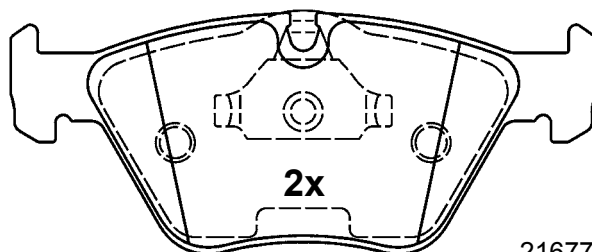


ATE



21676 20,3

154,6 x 63,5 x 20,3



21677 20,3

155,1 x 63,5 x 20,3

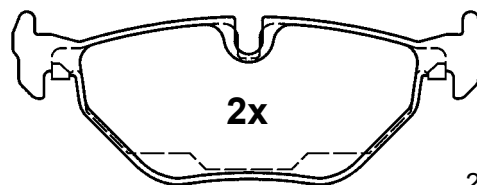
13.0470-7090.2 LD7090 ATE Ceramic



BMW

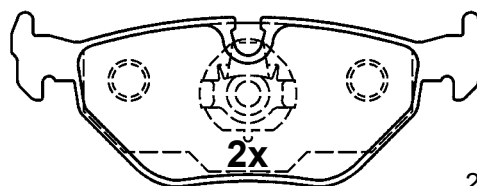


ATE



21891 17,3

2x



21691 17,3

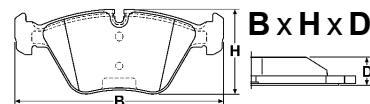
2x

123,0 x 44,9 x 17,3

Abbildungen Scheibenbremsbeläge

Illustrations disc brake pads - Illustrazioni pastiglie freno -

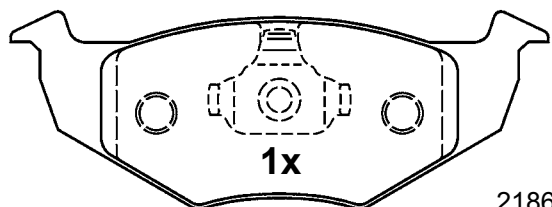
Illustrations plaquettes de frein - Ilustraciones pastillas de freno



Maßstab - scale - scala - échelle - escala 1:2

13.0470-7100.2 LD7100 ATE Ceramic

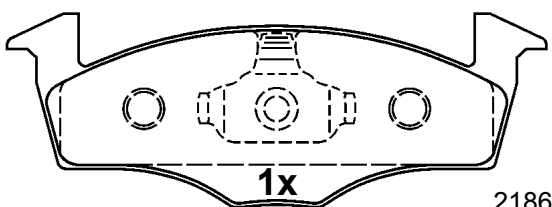
SEAT, SKODA, VOLKSWAGEN



1x

21866 17,2

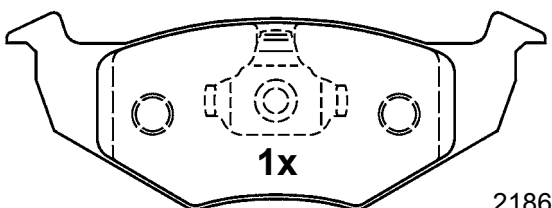
141,8 x 51,2 x 17,2



1x

21868 17,2

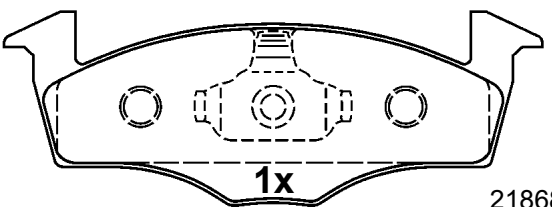
141,8 x 50,6 x 17,2



1x

21866 17,2

141,8 x 51,2 x 17,2



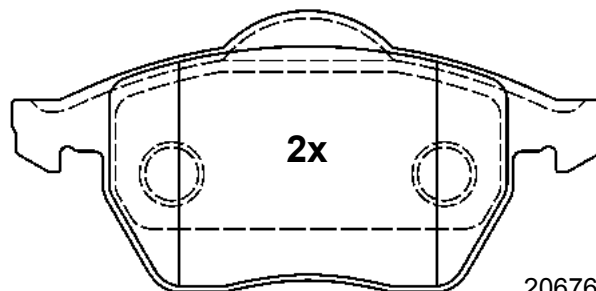
1x

21868 17,2

141,8 x 50,6 x 17,2

13.0470-7110.2 LD7110 ATE Ceramic

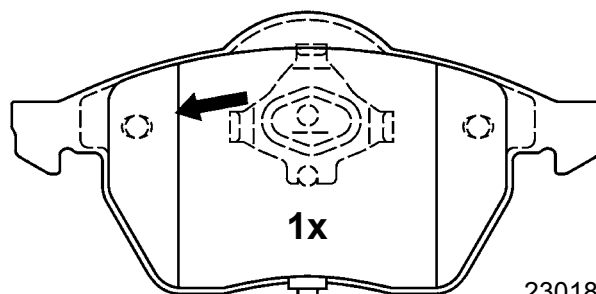
AUDI, SEAT, SKODA, VOLKSWAGEN



2x

20676 19,8

156,3 x 74,0 x 19,8

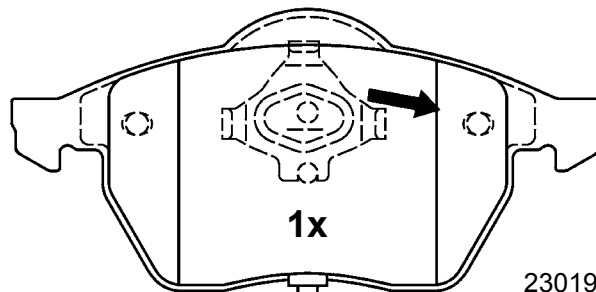


1x

23018 20,3

200mm

156,3 x 74,0 x 20,3



1x

23019 20,3

200mm

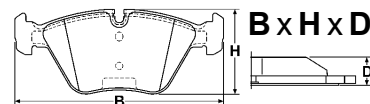
156,3 x 74,0 x 20,3



Abbildungen Scheibenbremsbeläge

Illustrations disc brake pads - Illustrazioni pastiglie freno -

Illustrations plaquettes de frein - Ilustraciones pastillas de freno



Maßstab - scale - scala - échelle - escala 1:2

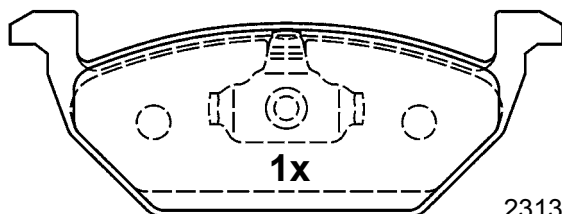
13.0470-7111.2 LD7111 ATE Ceramic



AUDI, SEAT, SKODA,
VOLKSWAGEN

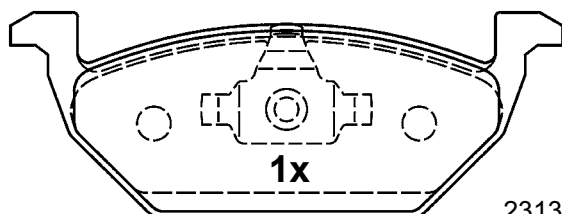


VW



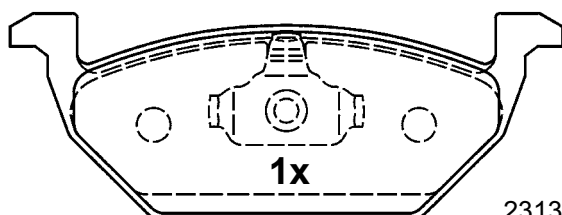
1x

23130 19,6



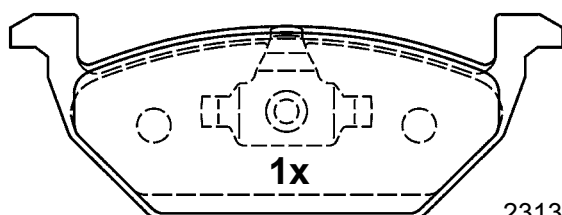
1x

23131 19,6



1x

23130 19,6



1x

23131 19,6

146,0 x 54,7 x 19,6

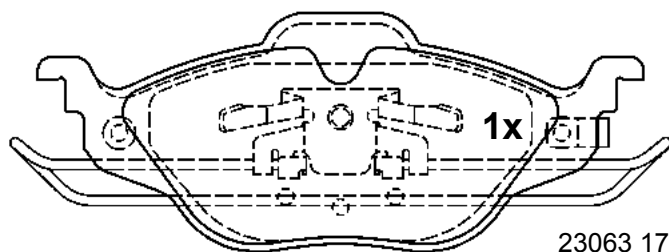
13.0470-7115.2 LD7115 ATE Ceramic



OPEL, VAUXHALL



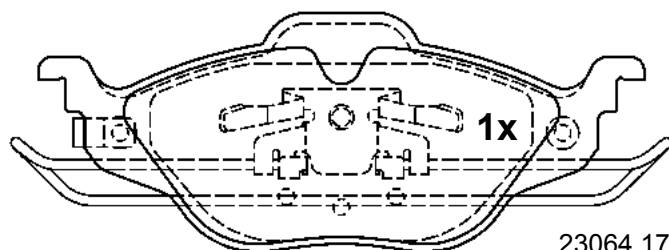
ATE



1x

23063 17,5

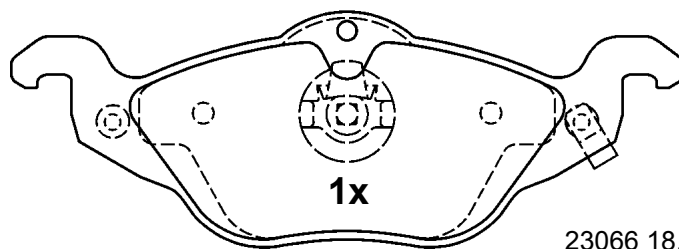
160,0 x 63,0 x 17,5



1x

23064 17,5

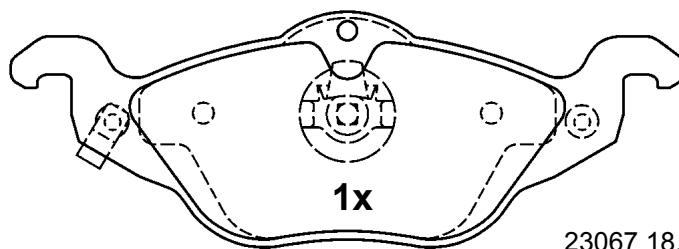
160,0 x 63,0 x 17,5



1x

23066 18,5

177,6 x 62,0 x 18,5



1x

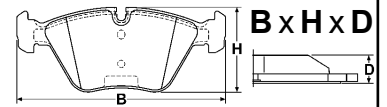
23067 18,5

177,6 x 62,0 x 18,5

Abbildungen Scheibenbremsbeläge

Illustrations disc brake pads - Illustrazioni pastiglie freno -

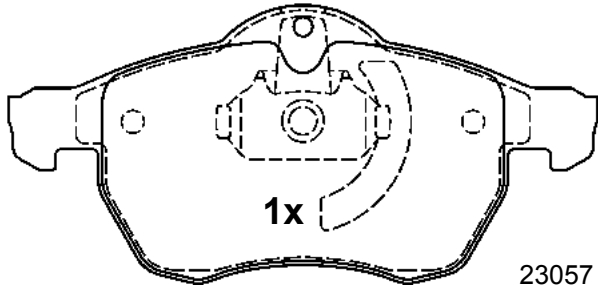
Illustrations plaquettes de frein - Ilustraciones pastillas de freno



Maßstab - scale - scala - échelle - escala 1:2

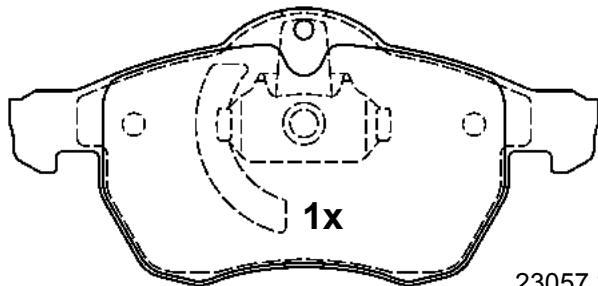
13.0470-7116.2 LD7116 ATE Ceramic

OPEL, VAUXHALL



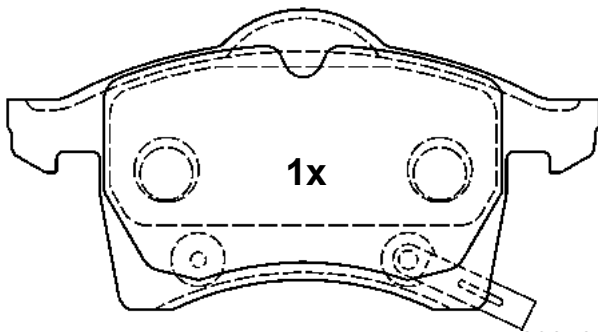
23057 20,2

155,1 x 71,4 x 20,2



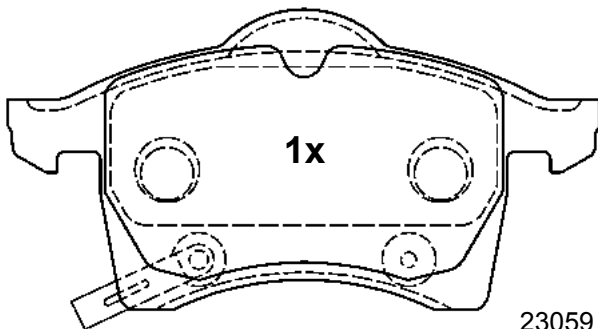
23057 20,2

155,1 x 71,4 x 20,2



23058 19,6

156,3 x 78,5 x 19,6

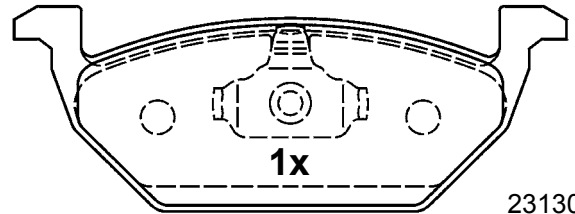


23059 19,6

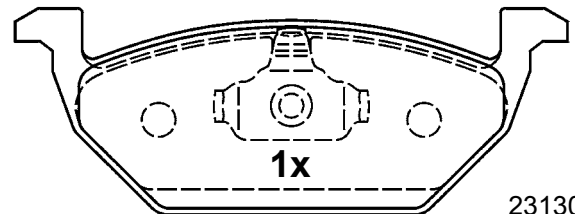
156,3 x 78,5 x 19,6

13.0470-7117.2 LD7117 ATE Ceramic

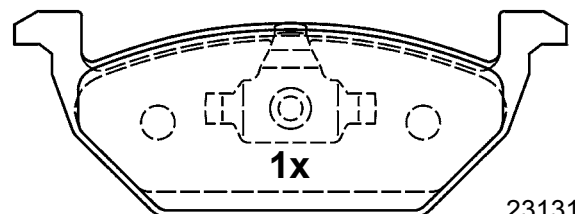
AUDI, SEAT, SKODA, VOLKSWAGEN



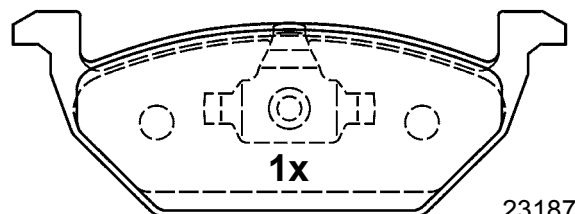
23130 19,6



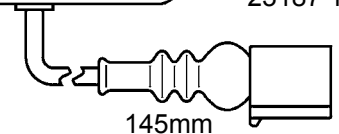
23130 19,6



23131 19,6



23187 19,6



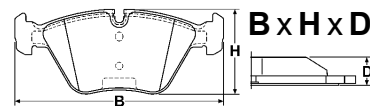
146,0 x 54,7 x 19,6



Abbildungen Scheibenbremsbeläge

Illustrations disc brake pads - Illustrazioni pastiglie freno -

Illustrations plaquettes de frein - Ilustraciones pastillas de freno



Maßstab - scale - scala - échelle - escala 1:2

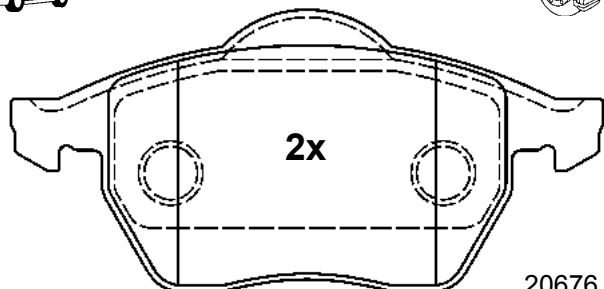
13.0470-7122.2 LD7122 ATE Ceramic



AUDI, SEAT, SKODA, VW



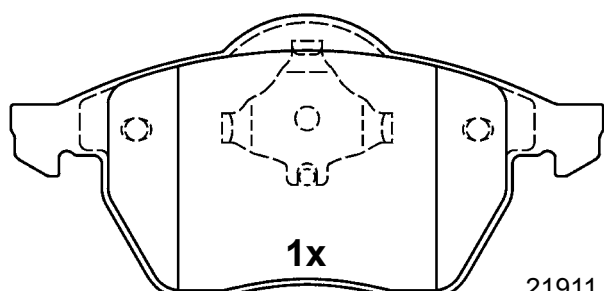
ATE



2x

156,3 x 74,0 x 19,8

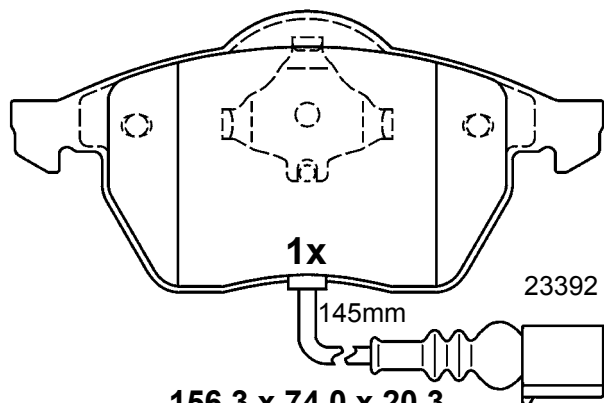
20676 19,8



1x

156,3 x 74,0 x 20,3

21911 20,3



1x

156,3 x 74,0 x 20,3

23392 20,3

145mm

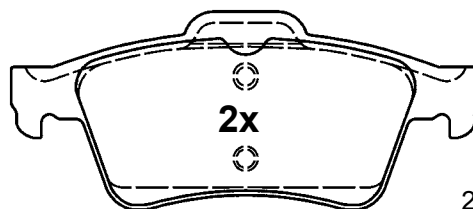
13.0470-7137.2 LD7137 ATE Ceramic



NISSAN, RENAULT

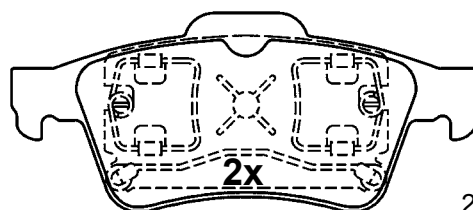


ATE



2x

23482 15,8



2x

23483 15,8

123,0 x 51,9 x 15,8

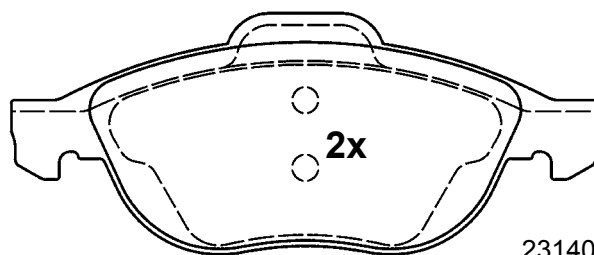
13.0470-7139.2 LD7139 ATE Ceramic



ALFA ROMEO, LANCIA



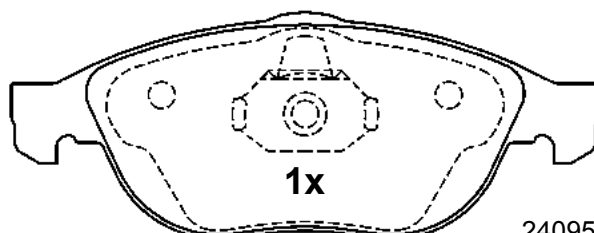
ATE



2x

23140 19,4

156,3 x 63,8 x 19,4



1x

24095 19,4

155,1 x 59,3 x 19,4

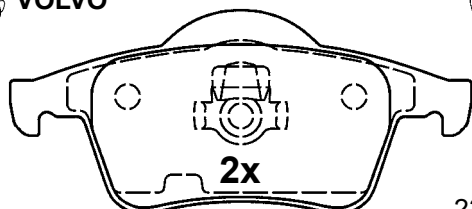
13.0470-7135.2 LD7135 ATE Ceramic



VOLVO



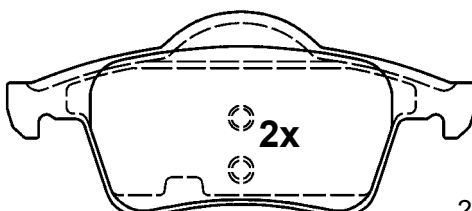
ATE



2x

122,4 x 53,7 x 17,5

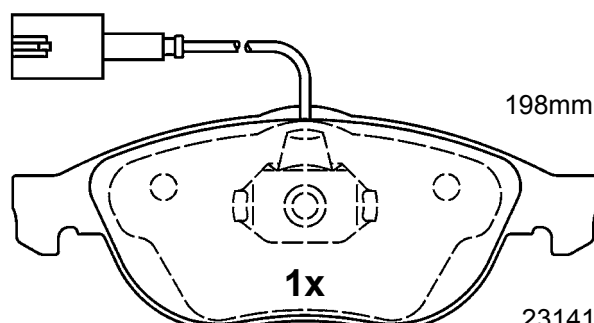
23076 17,5



2x

123,6 x 53,7 x 17,5

23077 17,5



1x

198mm

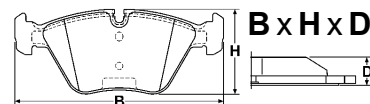
23141 19,4

155,1 x 59,3 x 19,4

Abbildungen Scheibenbremsbeläge

Illustrations disc brake pads - Illustrazioni pastiglie freno -

Illustrations plaquettes de frein - Ilustraciones pastillas de freno



Maßstab - scale - scala - échelle - escala 1:2

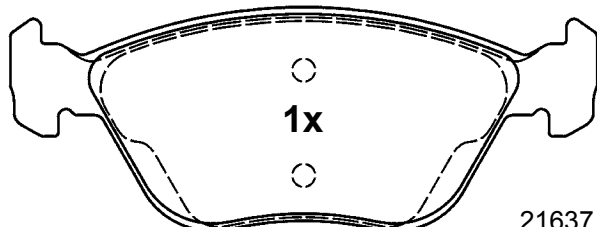
13.0470-7140.2 LD7140 ATE Ceramic



ALFA ROMEO, FIAT, LANCIA



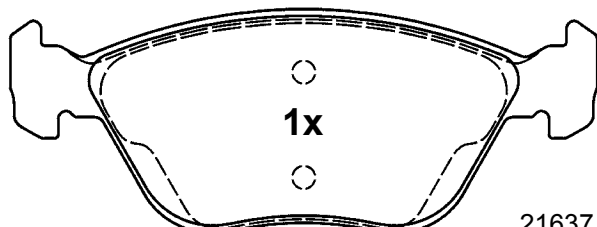
ATE



1x

21637 19,3

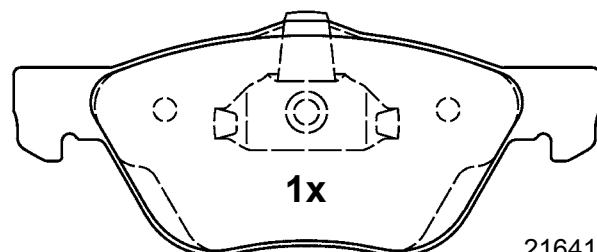
156,3 x 59,1 x 19,3



1x

21637 19,3

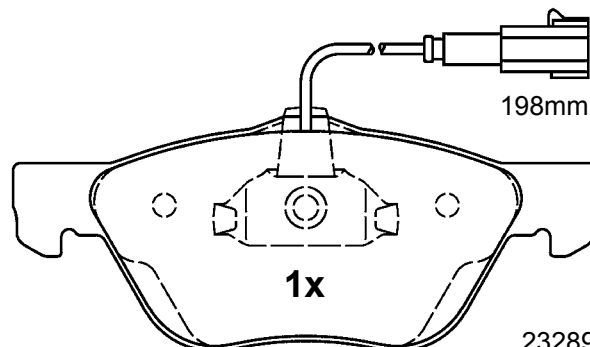
156,3 x 59,1 x 19,3



1x

21641 19,3

155,1 x 61,8 x 19,3



198mm

1x

23289 19,3

155,1 x 61,8 x 19,3

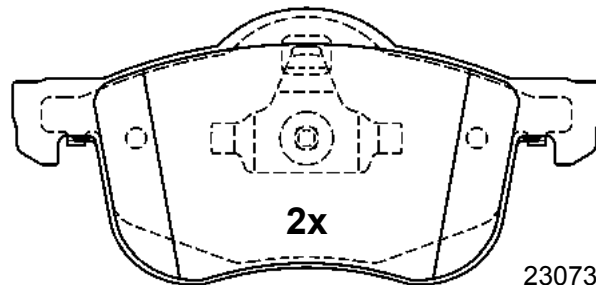
13.0470-7145.2 LD7145 ATE Ceramic



VOLVO



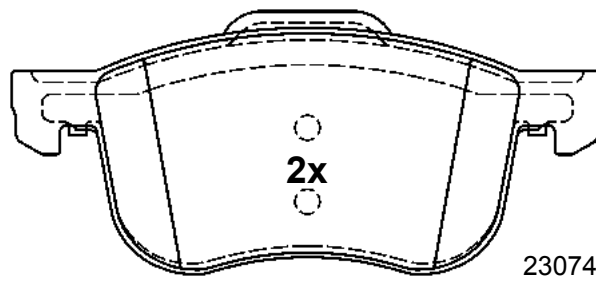
ATE



2x

23073 18,8

155,1 x 72,5 x 18,8



2x

23074 18,8

156,3 x 69,1 x 18,8

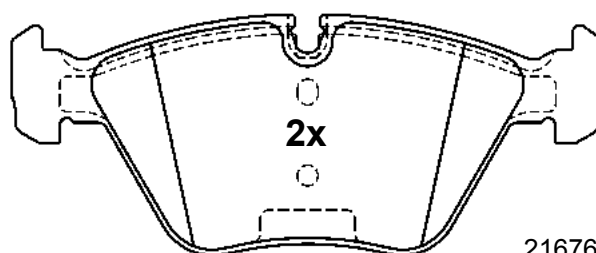
13.0470-7155.2 LD7155 ATE Ceramic



BMW, MG, ROVER



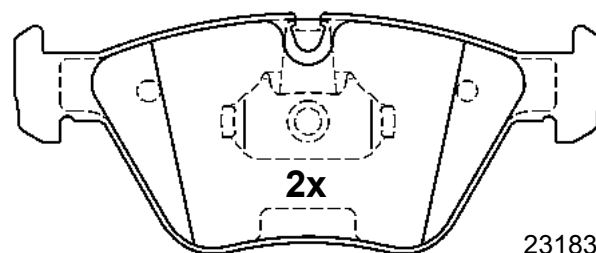
ATE



2x

21676 20,3

156,3 x 63,5 x 20,3



2x

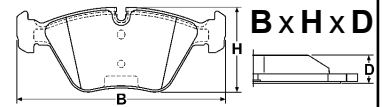
23183 20,3

155,1 x 63,5 x 20,3

Abbildungen Scheibenbremsbeläge

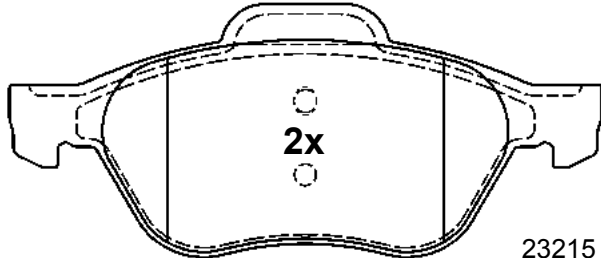
Illustrations disc brake pads - Illustrazioni pastiglie freno -

Illustrations plaquettes de frein - Ilustraciones pastillas de freno



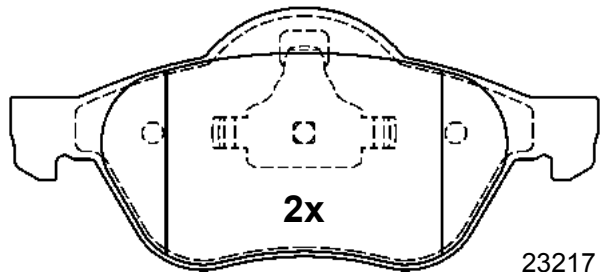
Maßstab - scale - scala - échelle - escala 1:2

13.0470-7157.2 LD7157 ATE Ceramic



156,3 x 66,8 x 18,3

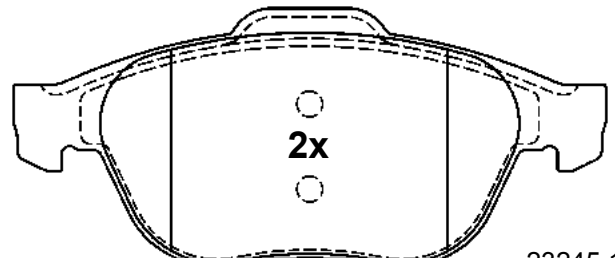
23215 18,3



155,1 x 68,9 x 18,3

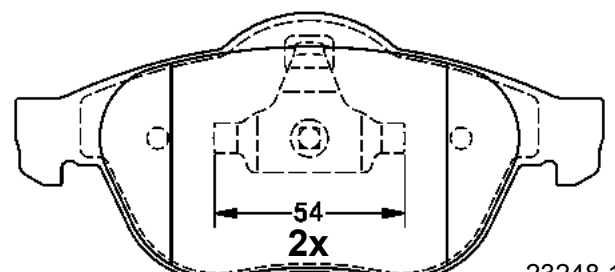
23217 18,3

13.0470-7159.2 LD7159 ATE Ceramic



156,3 x 68,3 x 18,3

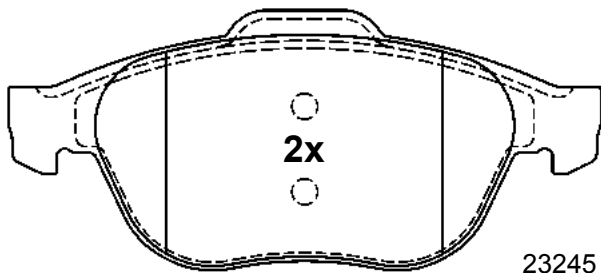
23245 18,3



155,1 x 70,8 x 18,3

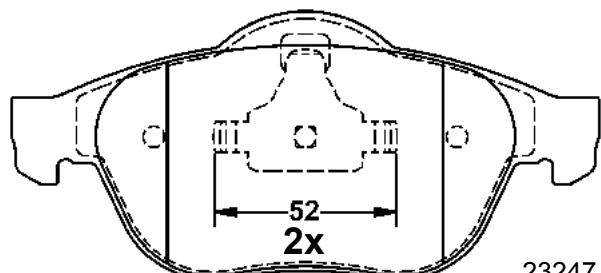
23248 18,3

13.0470-7158.2 LD7158 ATE Ceramic



156,3 x 68,3 x 18,3

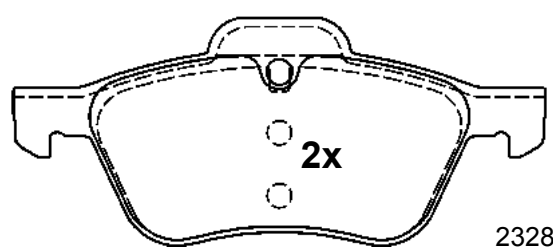
23245 18,3



155,1 x 70,8 x 18,3

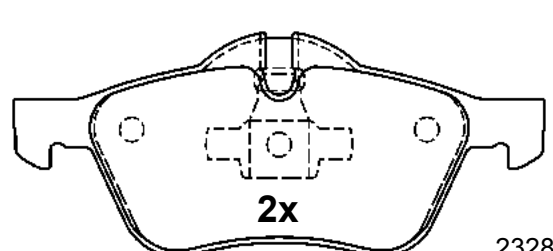
23247 18,3

13.0470-7161.2 LD7161 ATE Ceramic



140,1 x 59,8 x 18,3

23281 18,3



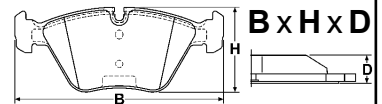
140,1 x 58,7 x 18,3

23282 18,3



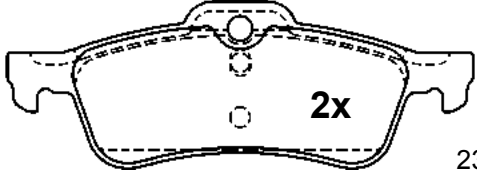
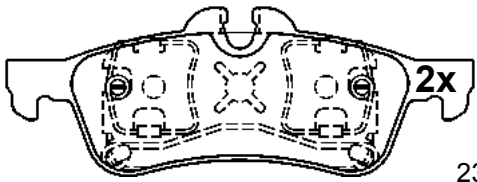


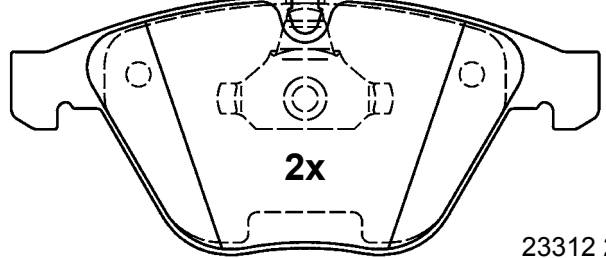
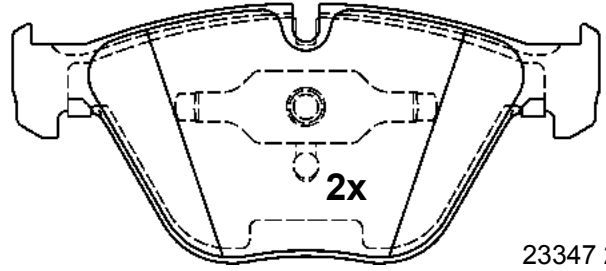


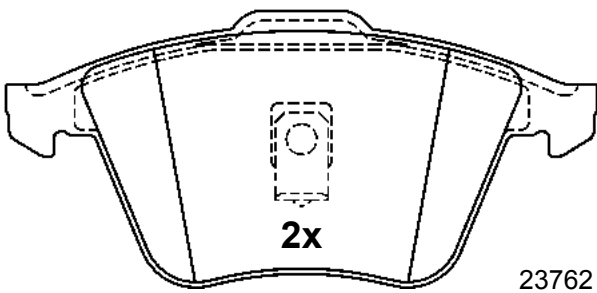
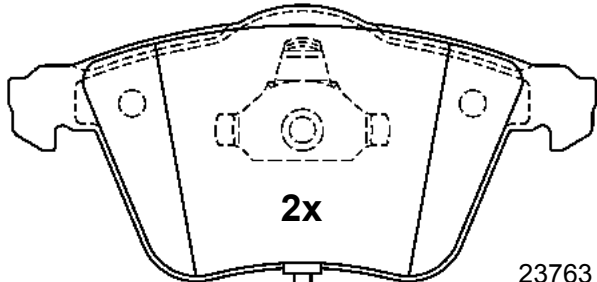
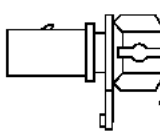


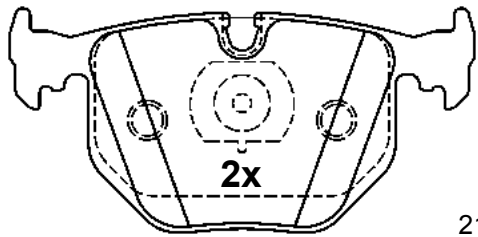
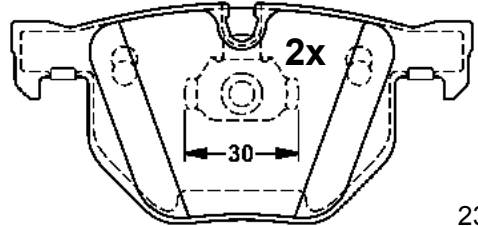
Abbildungen Scheibenbremsbeläge

Illustrations disc brake pads - Illustrazioni pastiglie freno -

Illustrations plaquettes de frein - Ilustraciones pastillas de freno



Maßstab - scale - scala - échelle - escala 1:2

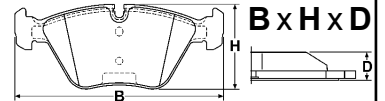
13.0470-7162.2 LD7162 ATE Ceramic	13.0470-7167.2 LD7167 ATE Ceramic
<p> MINI </p>  <p>23716 15,8</p>  <p>23717 15,8</p> <p>123,0 x 43,8 x 15,8</p>	<p> BMW </p>  <p>23312 20,3</p>  <p>23347 20,3</p> <p>155,1 x 68,3 x 20,3</p>
13.0470-7166.2 LD7166 ATE Ceramic	13.0470-7168.2 LD7168 ATE Ceramic
<p> AUDI </p>  <p>23762 20,4</p> <p>156,3 x 72,9 x 20,4</p>  <p>23763 20,4</p> <p>200mm</p>  <p>155,1 x 72,9 x 20,4</p>	<p> BMW </p>  <p>21282 17,3</p> <p>123,0 x 59,2 x 17,3</p>  <p>23447 17,3</p> <p>30</p> <p>121,8 x 57,8 x 17,3</p>



Abbildungen Scheibenbremsbeläge

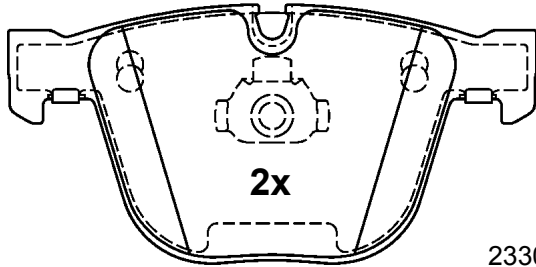
Illustrations disc brake pads - Illustrazioni pastiglie freno -

Illustrations plaquettes de frein - Ilustraciones pastillas de freno

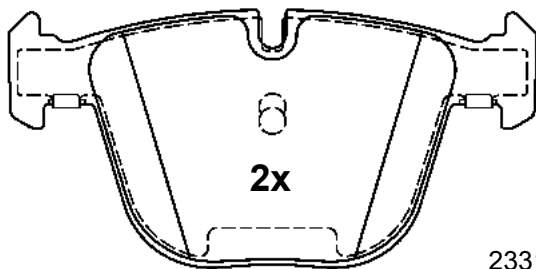


Maßstab - scale - scala - échelle - escala 1:2

13.0470-7169.2 LD7169 ATE Ceramic



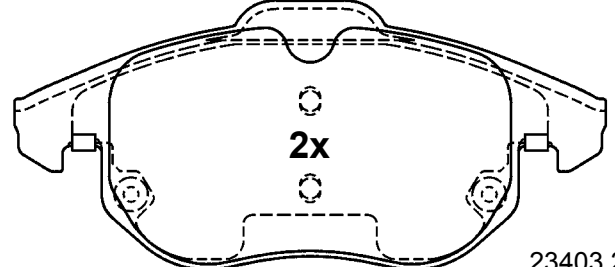
23309 17,3



23310 17,3

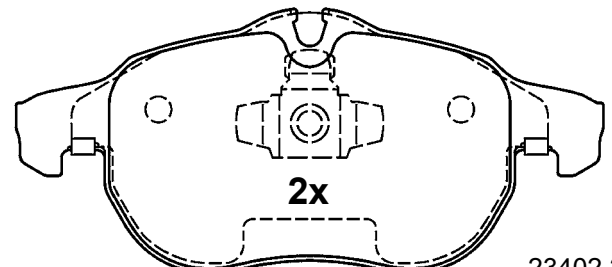
139,5 x 67,8 x 17,3

13.0470-7172.2 LD7172 ATE Ceramic



23403 20,1

156,3 x 70,7 x 20,1



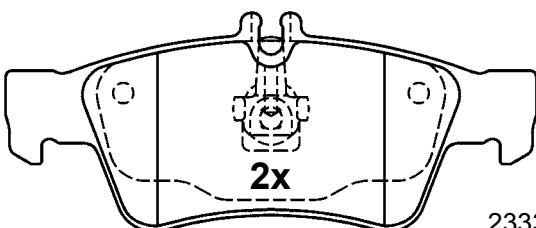
23402 20,1

155,1 x 69,6 x 20,1

13.0470-7171.2 LD7171 ATE Ceramic

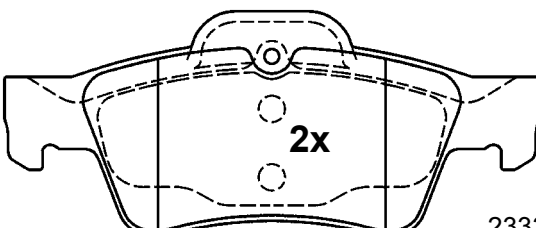


MERCEDES BENZ



23334 16,7

140,1 x 57,5 x 16,7



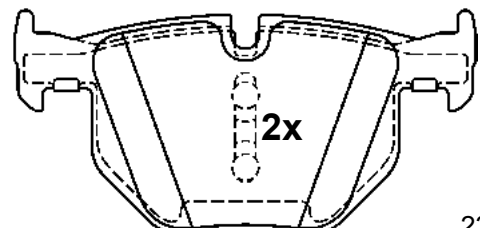
23335 16,7

141,3 x 59,4 x 16,7

13.0470-7174.2 LD7174 ATE Ceramic

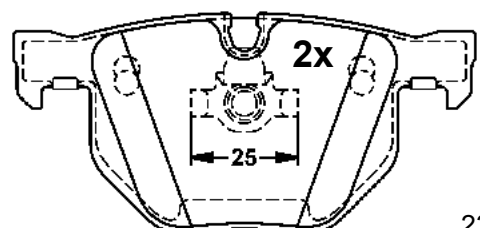


BMW



23732 17,3

121,8 x 59,2 x 17,3



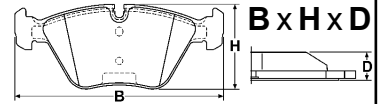
23737 17,3

121,8 x 57,8 x 17,3

Abbildungen Scheibenbremsbeläge

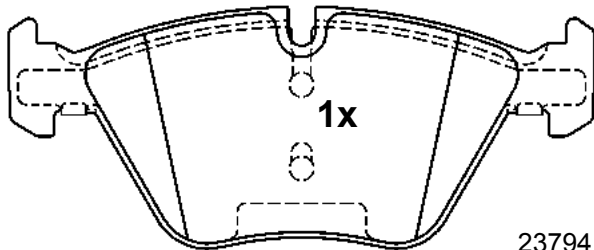
Illustrations disc brake pads - Illustrazioni pastiglie freno -

Illustrations plaquettes de frein - Ilustraciones pastillas de freno



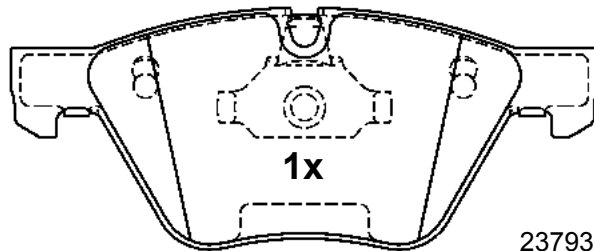
Maßstab - scale - scala - échelle - escala 1:2

13.0470-7176.2 LD7176 ATE Ceramic



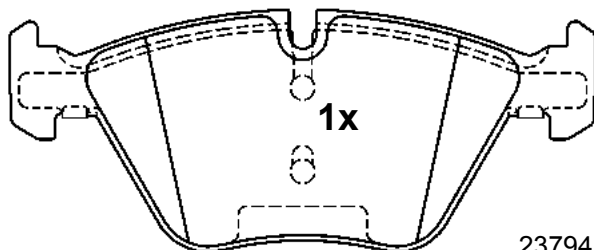
154,6 x 63,5 x 20,3

23794 20,3



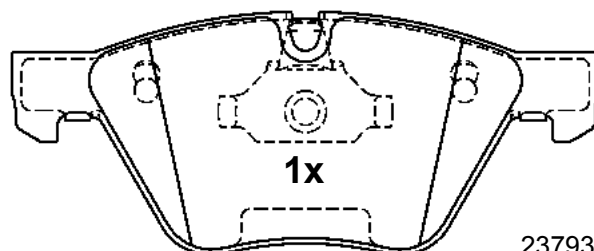
155,1 x 63,5 x 20,3

23793 20,3



154,6 x 63,5 x 20,3

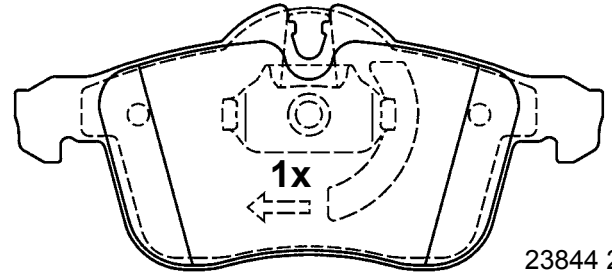
23794 20,3



155,1 x 63,5 x 20,3

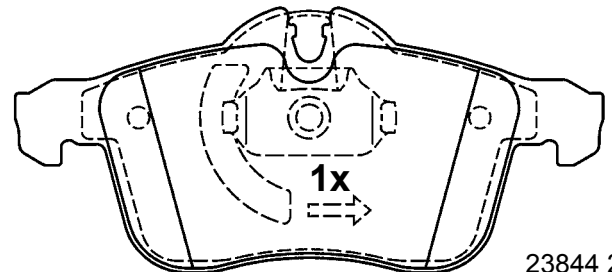
23793 20,3

13.0470-7179.2 LD7179 ATE Ceramic



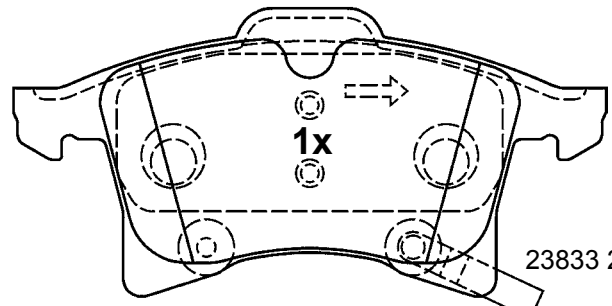
155,1 x 70,0 x 20,5

23844 20,5



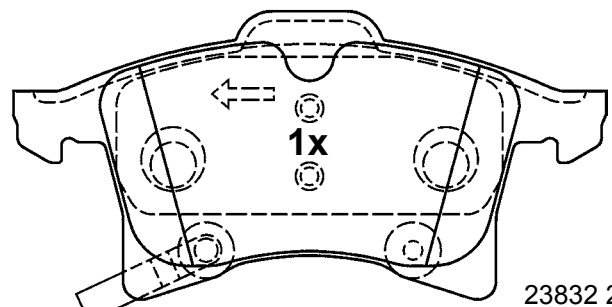
155,1 x 70,0 x 20,5

23844 20,5



156,3 x 76,0 x 20,2

23833 20,2



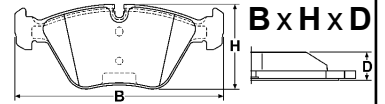
156,3 x 76,0 x 20,2

23832 20,2

Abbildungen Scheibenbremsbeläge

Illustrations disc brake pads - Illustrazioni pastiglie freno -

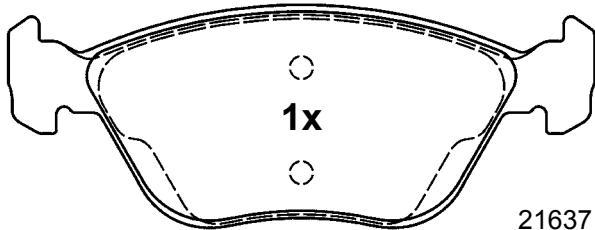
Illustrations plaquettes de frein - Ilustraciones pastillas de freno



Maßstab - scale - scala - échelle - escala 1:2

13.0470-7181.2 LD7181 ATE Ceramic

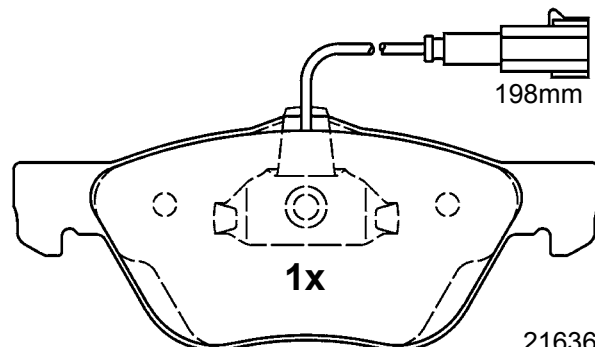
ALFA ROMEO



1x

21637 19,3

156,3 x 59,1 x 19,3

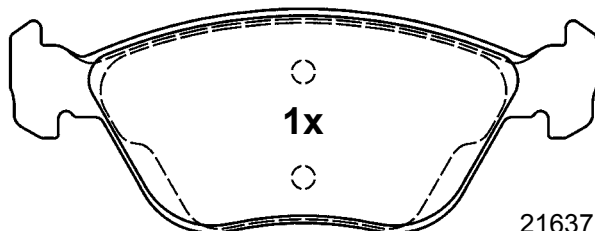


198mm

1x

21636 19,3

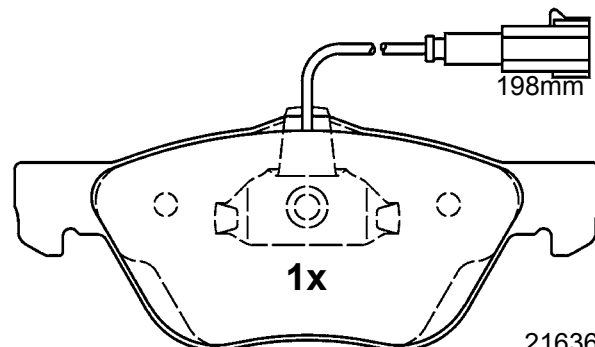
155,1 x 61,8 x 19,3



1x

21637 19,3

156,3 x 59,1 x 19,3



198mm

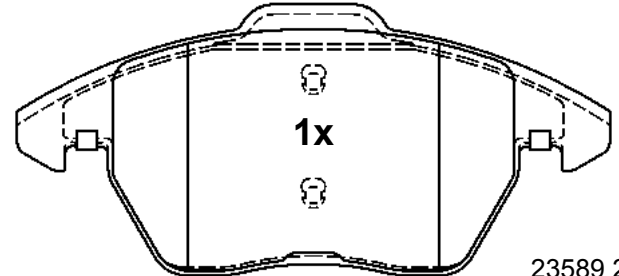
1x

21636 19,3

155,1 x 61,8 x 19,3

13.0470-7184.2 LD7184 ATE Ceramic

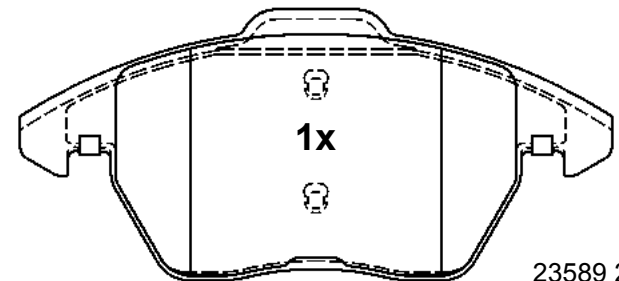
AUDI, SEAT, SKODA
VOLKSWAGEN



1x

23589 20,6

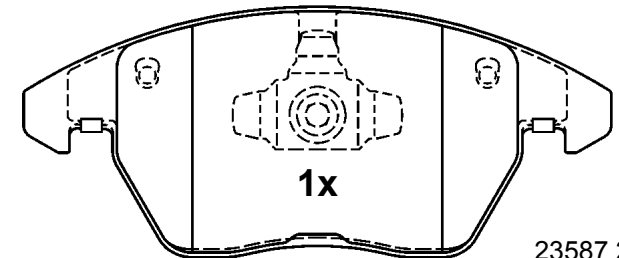
156,3 x 71,3 x 20,6



1x

23589 20,6

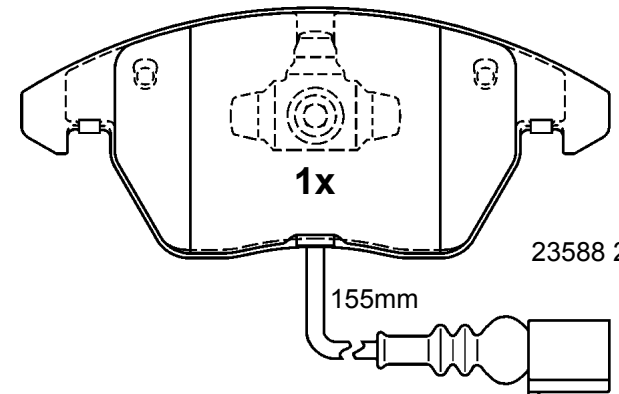
156,3 x 71,3 x 20,6



1x

23587 20,6

155,1 x 66,0 x 20,6



1x

23588 20,6

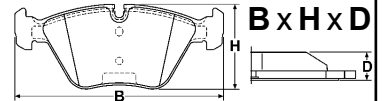
155mm

155,1 x 66,0 x 20,6

Abbildungen Scheibenbremsbeläge

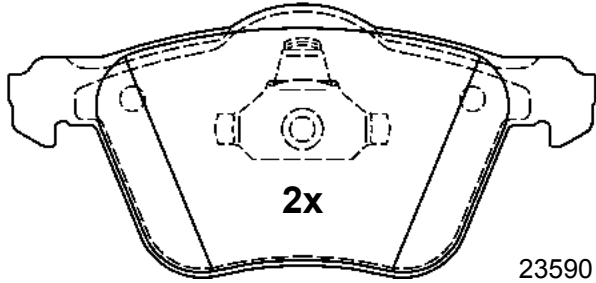
Illustrations disc brake pads - Illustrazioni pastiglie freno -

Illustrations plaquettes de frein - Ilustraciones pastillas de freno



Maßstab - scale - scala - échelle - escala 1:2

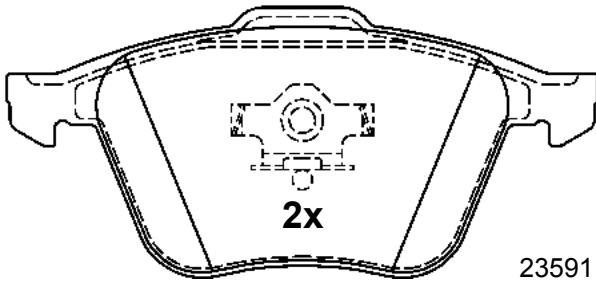
13.0470-7187.2 LD7187 ATE Ceramic



2x

23590 19,5

155,1 x 72,0 x 19,5

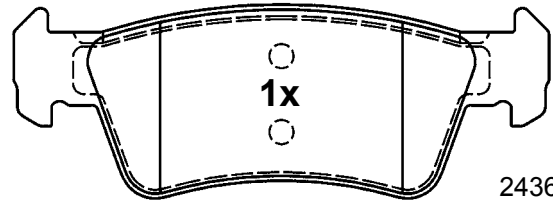


2x

23591 18,0

156,3 x 71,0 x 18,0

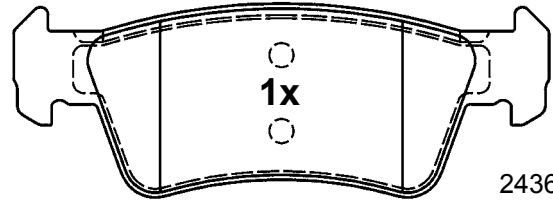
13.0470-7190.2 LD7190 ATE Ceramic



1x

24367 19,1

141,3 x 50,9 x 19,1

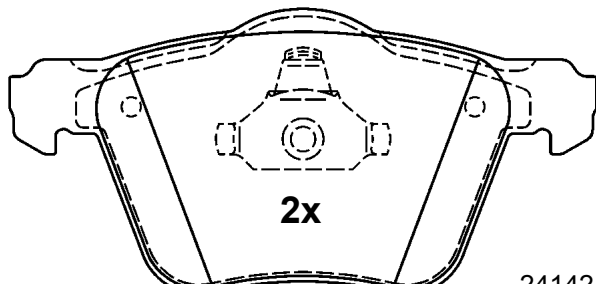


1x

24367 19,1

141,3 x 50,9 x 19,1

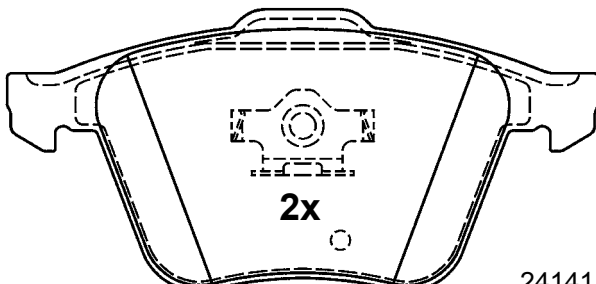
13.0470-7188.2 LD7188 ATE Ceramic



2x

24142 20,6

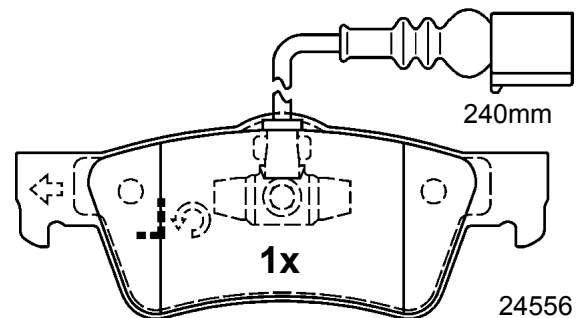
155,1 x 75,1 x 20,6



2x

24141 19,1

156,3 x 74,1 x 19,1

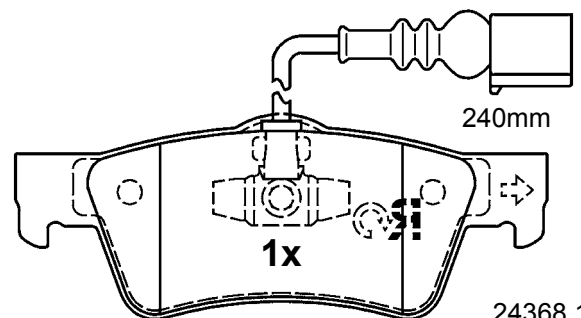


240mm

1x

24556 19,1

140,7 x 53,9 x 19,1



240mm

1x

24368 19,1

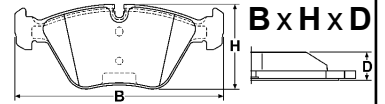
140,7 x 53,9 x 19,1



Abbildungen Scheibenbremsbeläge

Illustrations disc brake pads - Illustrazioni pastiglie freno -

Illustrations plaquettes de frein - Ilustraciones pastillas de freno



Maßstab - scale - scala - échelle - escala 1:2

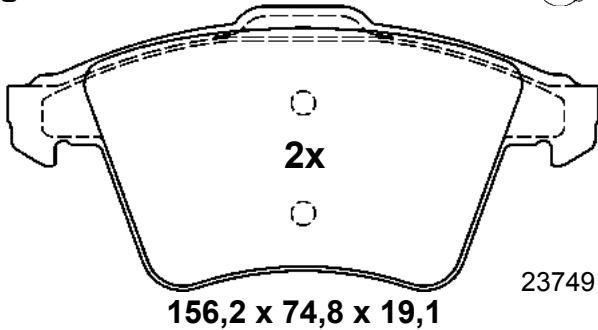
13.0470-7191.2 LD7191 ATE Ceramic



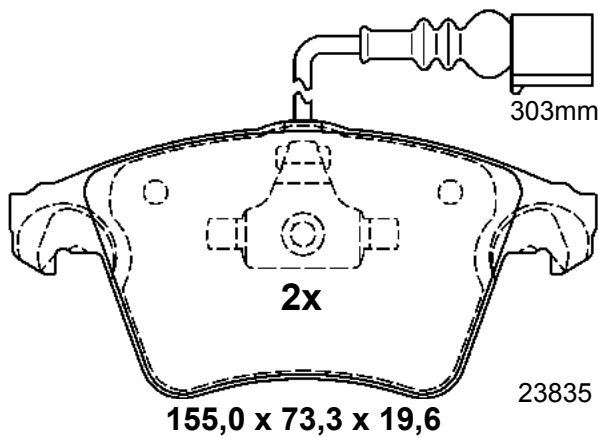
VOLKSWAGEN



ATE



23749 19,1



23835 19,6

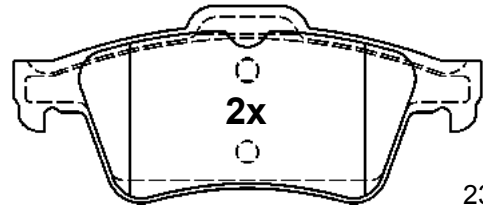
13.0470-7194.2 LD7194 ATE Ceramic



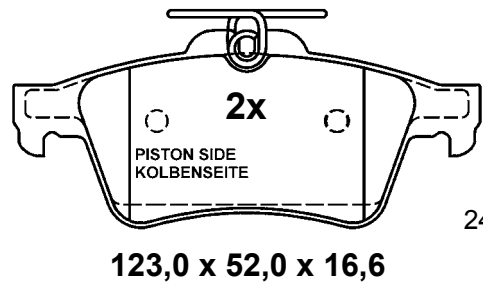
FORD, OPEL, SAAB, VAUXHALL



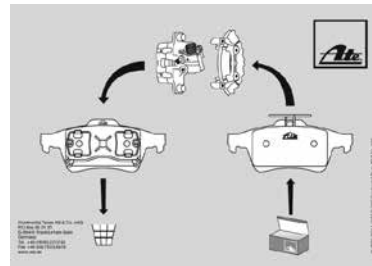
ATE



23482 16,6



24137 16,6



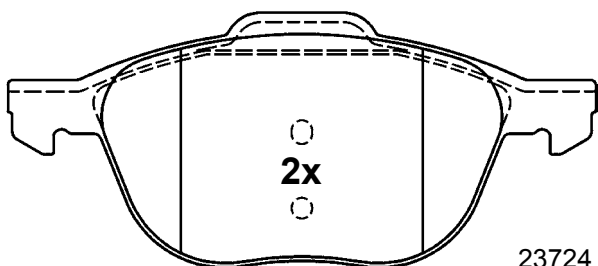
13.0470-7193.2 LD7193 ATE Ceramic



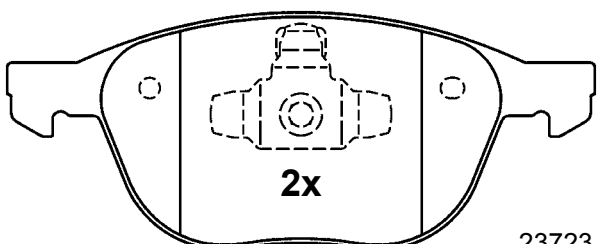
FORD, MAZDA, VOLVO



ATE



23724 18,1



23723 18,1

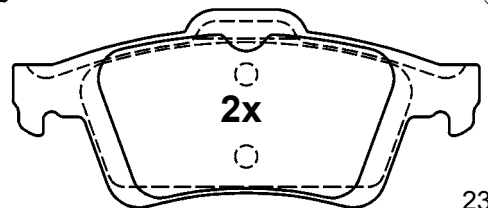
13.0470-7195.2 LD7195 ATE Ceramic



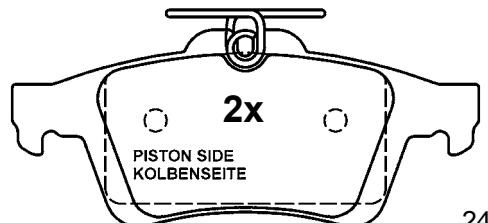
FORD, MAZDA, VOLVO



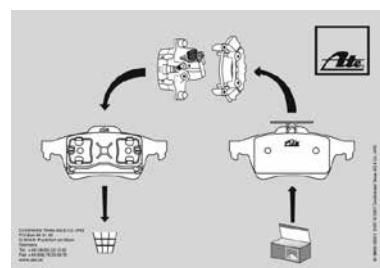
ATE



23482 16,6



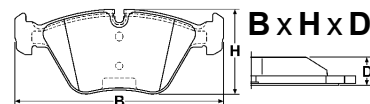
24137 16,6



Abbildungen Scheibenbremsbeläge

Illustrations disc brake pads - Illustrazioni pastiglie freno -

Illustrations plaquettes de frein - Ilustraciones pastillas de freno

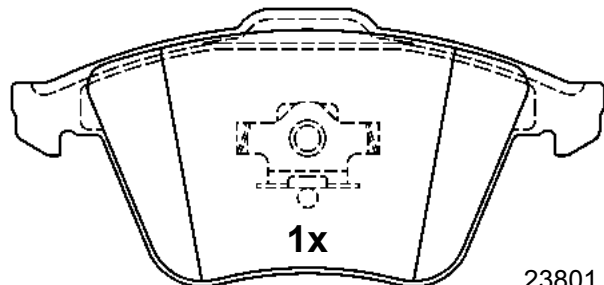


Maßstab - scale - scala - échelle - escala 1:2

13.0470-7200.2 LD7200 ATE Ceramic



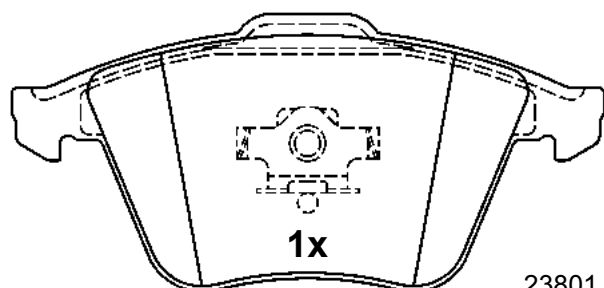
AUDI, SEAT, SKODA,
VOLKSWAGEN



1x

23801 20,3

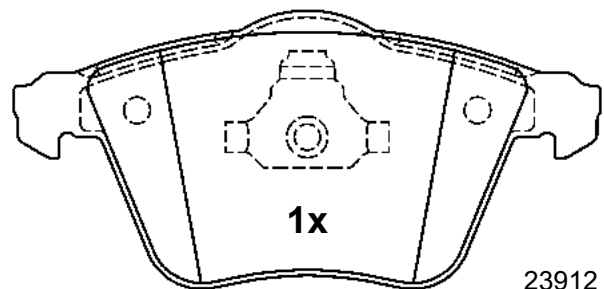
156,3 x 72,9 x 20,3



1x

23801 20,3

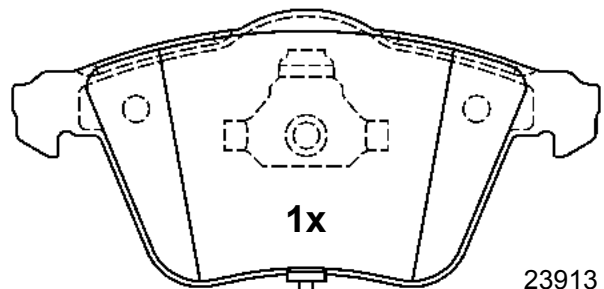
156,3 x 72,9 x 20,3



1x

23912 20,3

155,1 x 72,9 x 20,3



1x

23913 20,3

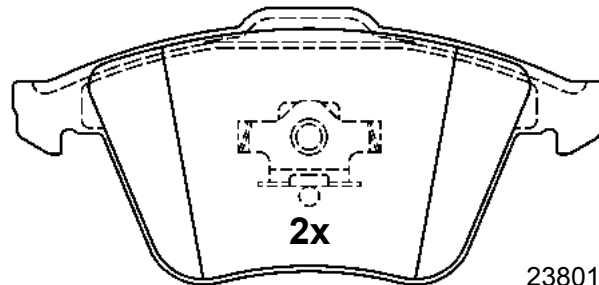
177,5mm

155,1 x 72,9 x 20,3

13.0470-7201.2 LD7201 ATE Ceramic



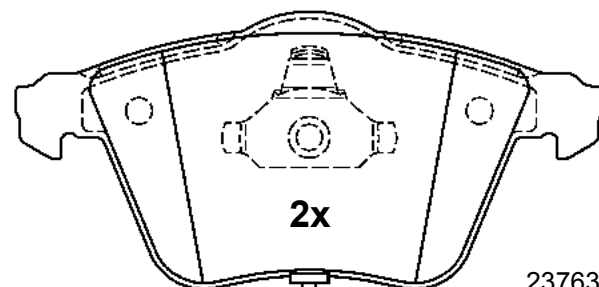
AUDI, SEAT



2x

23801 20,3

156,3 x 72,9 x 20,3



2x

23763 20,3

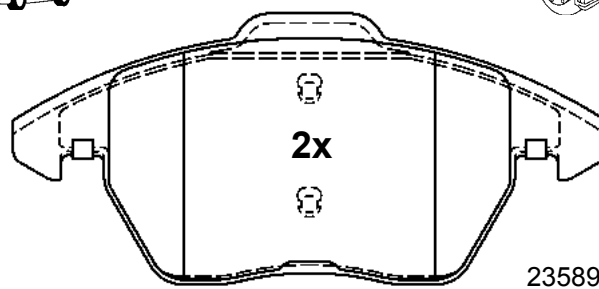
242,5mm

155,1 x 72,9 x 20,3

13.0470-7202.2 LD7202 ATE Ceramic



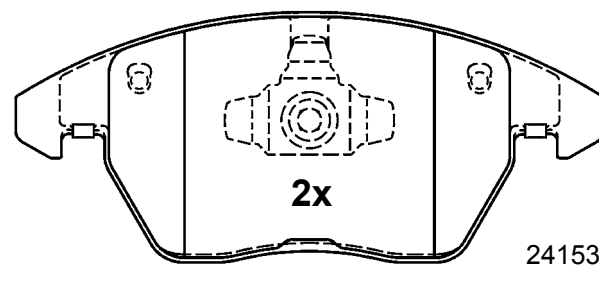
CITROEN, PEUGEOT



2x

23589 19,1

156,3 x 71,3 x 19,1



2x

24153 19,1

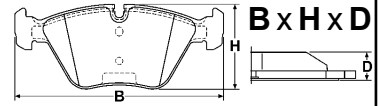
155,1 x 66,0 x 19,1



Abbildungen Scheibenbremsbeläge

Illustrations disc brake pads - Illustrazioni pastiglie freno -

Illustrations plaquettes de frein - Ilustraciones pastillas de freno



Maßstab - scale - scala - échelle - escala 1:2

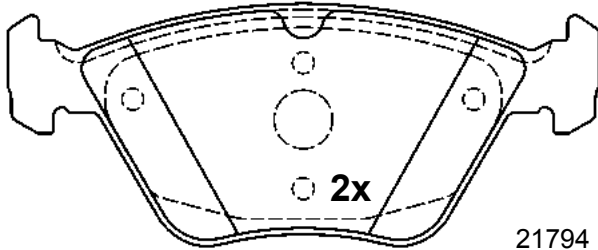
13.0470-7203.2 LD7203 ATE Ceramic



MERCEDES BENZ



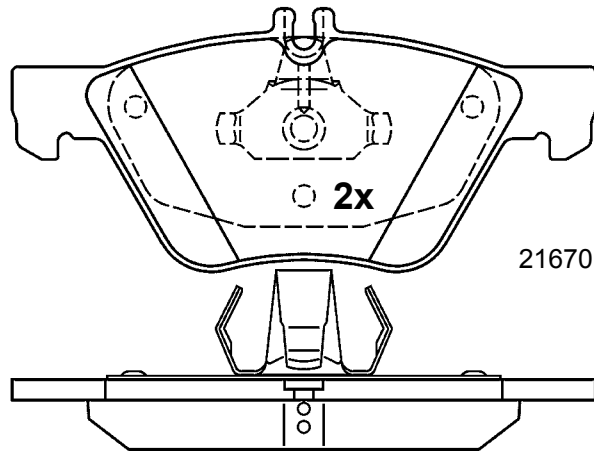
ATE



2x

156,3 x 63,1 x 19,3

21794 19,3



2x

155,1 x 69,3 x 19,3

21670 19,3

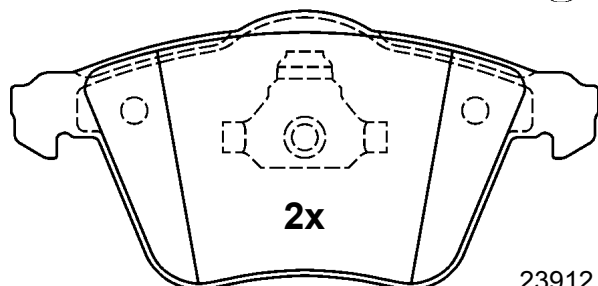
13.0470-7204.2 LD7204 ATE Ceramic



FORD, MAZDA, SAAB, VOLVO



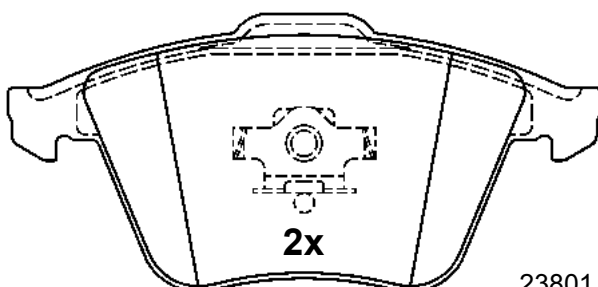
ATE



2x

155,1 x 72,9 x 18,8

23912 18,8



2x

156,3 x 72,9 x 18,8

23801 18,8

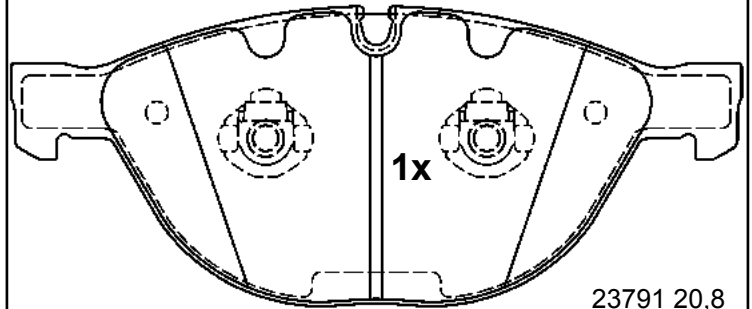
13.0470-7210.2 LD7210 ATE Ceramic



BMW

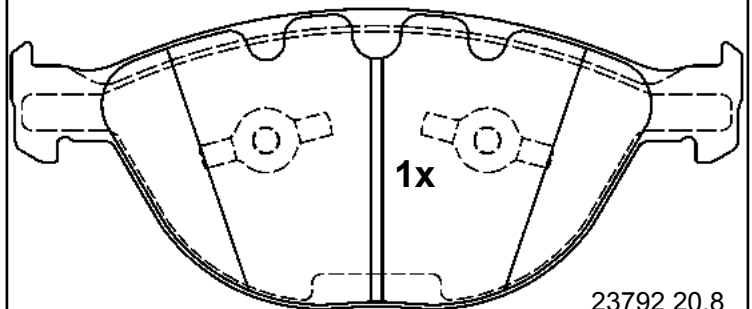


ATE



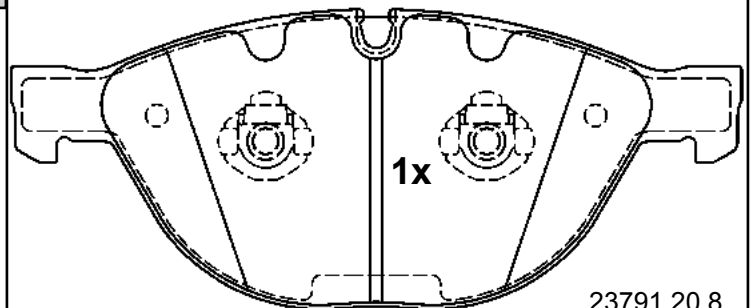
1x

23791 20,8



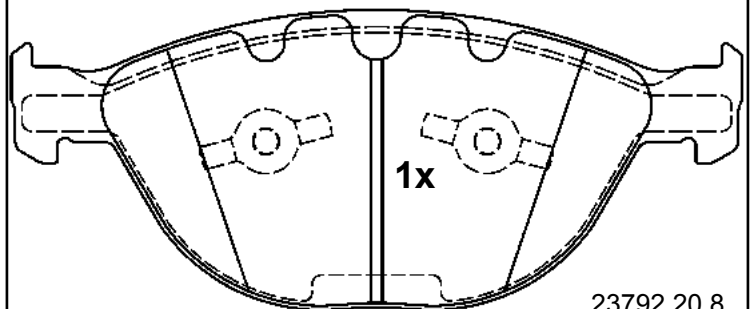
1x

23792 20,8



1x

23791 20,8



1x

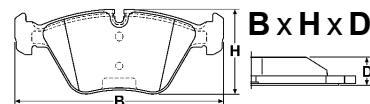
23792 20,8

193,0 x 79,0 x 20,8



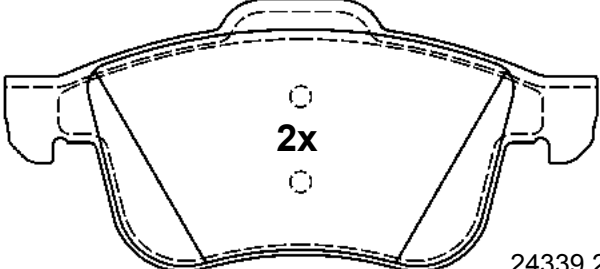
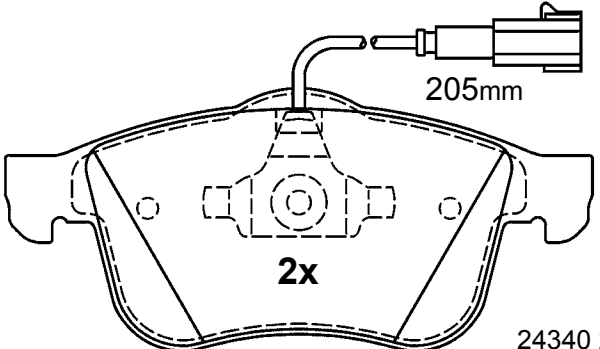


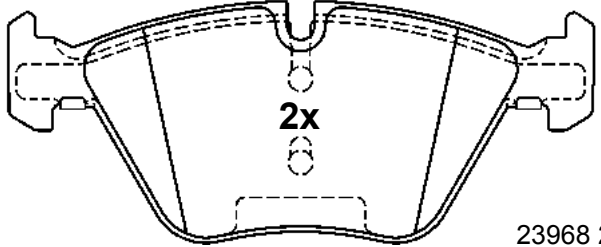
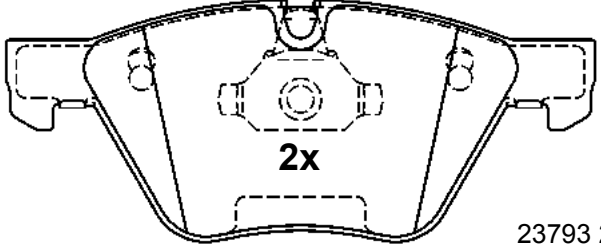


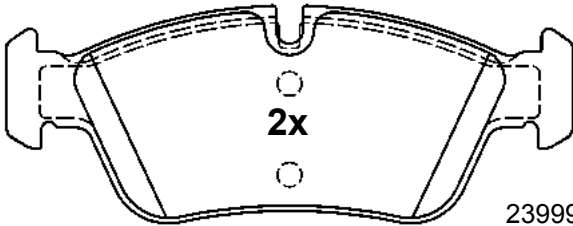
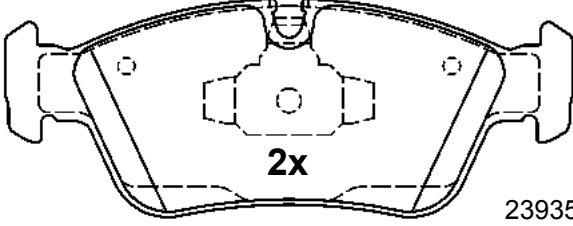


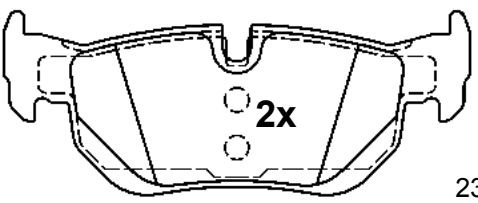
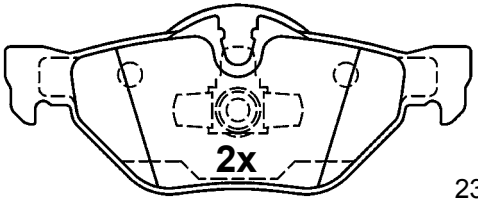
Abbildungen Scheibenbremsbeläge

Illustrations disc brake pads - Illustrazioni pastiglie freno -

Illustrations plaquettes de frein - Ilustraciones pastillas de freno



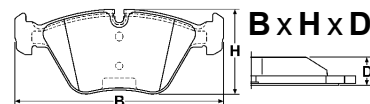
Maßstab - scale - scala - échelle - escala 1:2

13.0470-7211.2 LD7211 ATE Ceramic	13.0470-7216.2 LD7216 ATE Ceramic
<p>  ALFA ROMEO  </p>  <p style="text-align: center;">2x</p> <p style="text-align: right;">24339 20,5</p> <p style="text-align: center;">156,3 x 71,5 x 20,5</p>  <p style="text-align: center;">2x</p> <p style="text-align: right;">24340 20,3</p> <p style="text-align: center;">155,1 x 69,0 x 20,3</p>	<p>  BMW  </p>  <p style="text-align: center;">2x</p> <p style="text-align: right;">23968 20,3</p> <p style="text-align: center;">154,6 x 63,5 x 20,3</p>  <p style="text-align: center;">2x</p> <p style="text-align: right;">23793 20,3</p> <p style="text-align: center;">155,1 x 63,5 x 20,3</p>
13.0470-7215.2 LD7215 ATE Ceramic	13.0470-7217.2 LD7217 ATE Ceramic
<p>  BMW  </p>  <p style="text-align: center;">2x</p> <p style="text-align: right;">23999 17,8</p> <p style="text-align: center;">149,3 x 57,3 x 17,8</p>  <p style="text-align: center;">2x</p> <p style="text-align: right;">23935 17,8</p> <p style="text-align: center;">150,1 x 57,3 x 17,8</p>	<p>  BMW  </p>  <p style="text-align: center;">2x</p> <p style="text-align: right;">23927 17,3</p> <p style="text-align: center;">123,0 x 48,1 x 17,3</p>  <p style="text-align: center;">2x</p> <p style="text-align: right;">23926 17,3</p> <p style="text-align: center;">123,0 x 49,7 x 17,3</p>



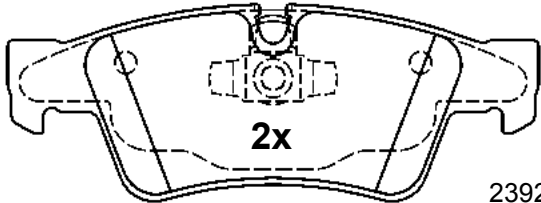
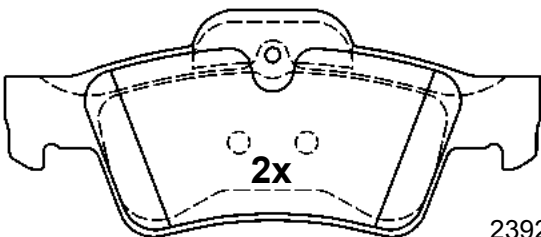


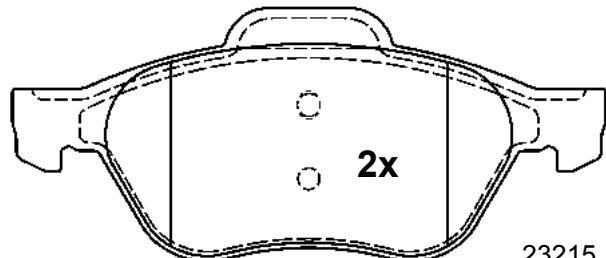
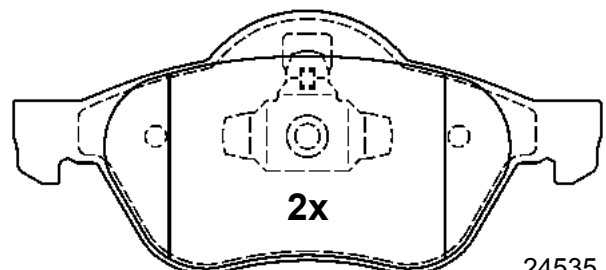


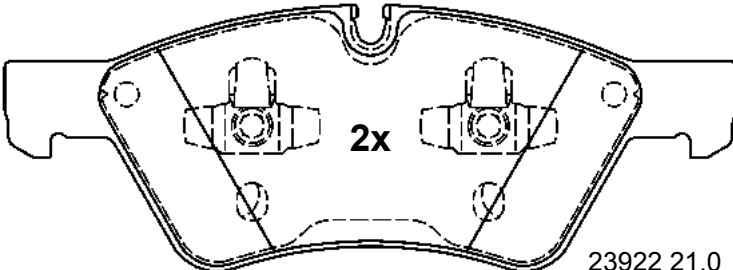
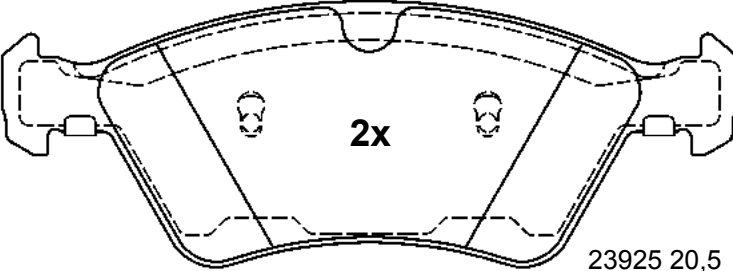


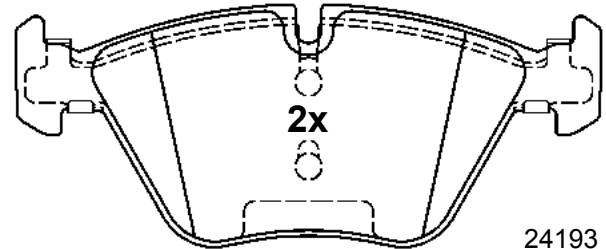
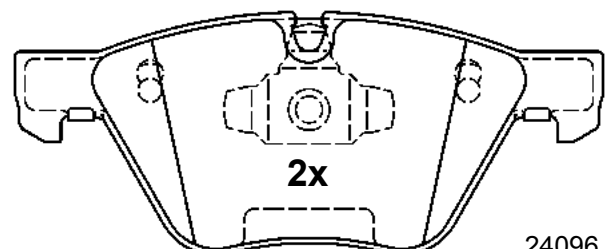


Abbildungen Scheibenbremsbeläge

Illustrations disc brake pads - Illustrazioni pastiglie freno -
Illustrations plaquettes de frein - Ilustraciones pastillas de freno



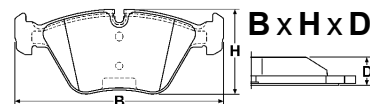
Maßstab - scale - scala - échelle - escala 1:2

13.0470-7219.2 LD7219 ATE Ceramic	13.0470-7221.2 LD7221 ATE Ceramic
<p>  MERCEDES BENZ  </p> <div style="display: flex; justify-content: space-around;"> <div style="text-align: center;">  <p>2x</p> <p>23923 17,6</p> <p>140,1 x 51,6 x 17,6</p> </div> <div style="text-align: center;">  <p>2x</p> <p>23924 17,6</p> <p>141,3 x 59,6 x 17,6</p> </div> </div>	<p>  RENAULT  </p> <div style="display: flex; justify-content: space-around;"> <div style="text-align: center;">  <p>2x</p> <p>23215 18,3</p> <p>156,3 x 66,8 x 18,3</p> </div> <div style="text-align: center;">  <p>2x</p> <p>24535 18,3</p> <p>155,1 x 68,9 x 18,3</p> </div> </div>
13.0470-7220.2 LD7220 ATE Ceramic	13.0470-7223.2 LD7223 ATE Ceramic
<p>  MERCEDES BENZ  </p> <div style="display: flex; justify-content: space-around;"> <div style="text-align: center;">  <p>2x</p> <p>23922 21,0</p> <p>192,9 x 69,9 x 21,0</p> </div> <div style="text-align: center;">  <p>2x</p> <p>23925 20,5</p> <p>194,3 x 70,0 x 20,5</p> </div> </div>	<p>  BMW  </p> <div style="display: flex; justify-content: space-around;"> <div style="text-align: center;">  <p>2x</p> <p>24193 20,3</p> <p>154,6 x 63,5 x 20,3</p> </div> <div style="text-align: center;">  <p>2x</p> <p>24096 20,3</p> <p>155,1 x 63,5 x 20,3</p> </div> </div>

Abbildungen Scheibenbremsbeläge

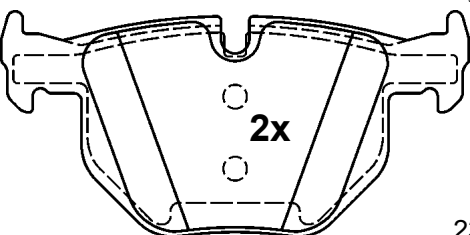
Illustrations disc brake pads - Illustrazioni pastiglie freno -

Illustrations plaquettes de frein - Ilustraciones pastillas de freno



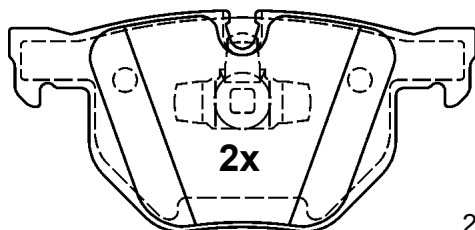
Maßstab - scale - scala - échelle - escala 1:2

13.0470-7225.2 LD7225 ATE Ceramic



2x
123,0 x 59,2 x 17,3

23551 17,3



2x
123,0 x 58,0 x 17,3

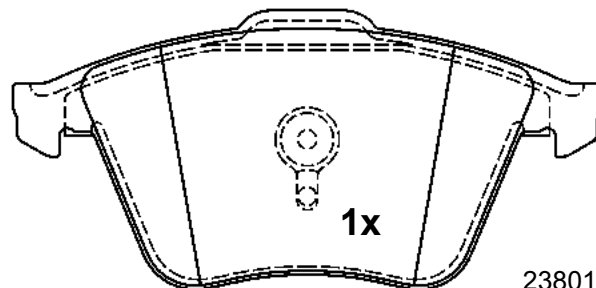
23550 17,3



13.0470-7227.2 LD7227 ATE Ceramic

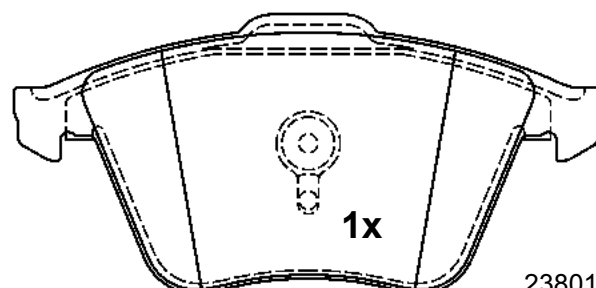


AUDI, SEAT, VOLKSWAGEN



1x
156,3 x 72,9 x 20,3

23801 20,3

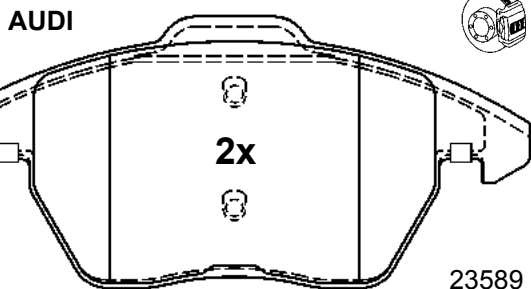


1x
156,3 x 72,9 x 20,3

23801 20,3

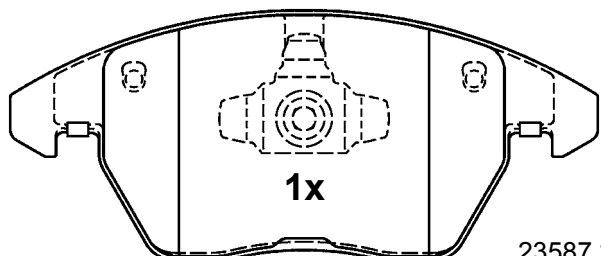


13.0470-7226.2 LD7226 ATE Ceramic



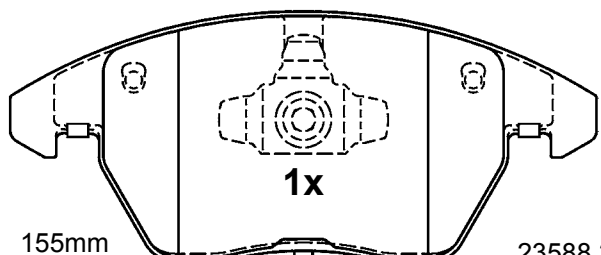
2x
155,1 x 71,3 x 20,4

23589 20,4



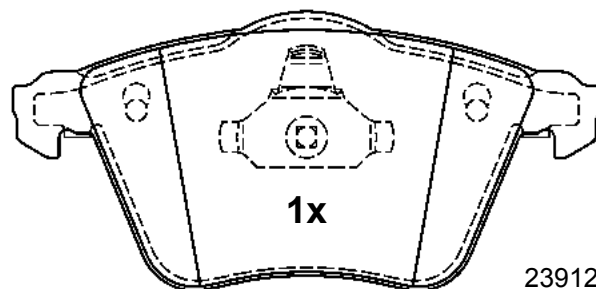
1x
155,1 x 66,0 x 20,8

23587 20,8



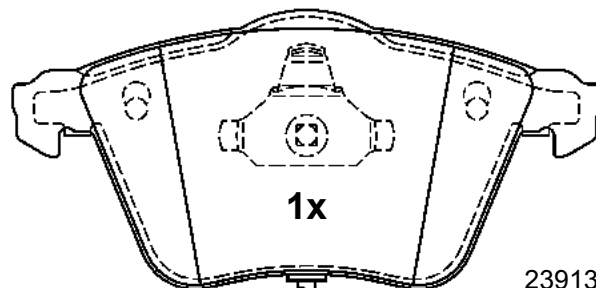
155mm
1x
155,1 x 66,0 x 20,8

23588 20,8



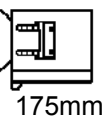
1x
155,1 x 72,9 x 20,3

23912 20,3



1x
155,1 x 72,9 x 20,3

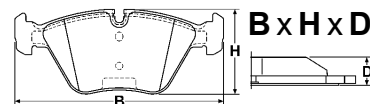
23913 20,3



Abbildungen Scheibenbremsbeläge

Illustrations disc brake pads - Illustrazioni pastiglie freno -

Illustrations plaquettes de frein - Ilustraciones pastillas de freno

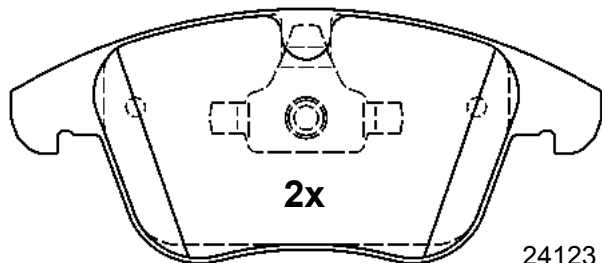


Maßstab - scale - scala - échelle - escala 1:2

13.0470-7228.2 LD7228 ATE Ceramic



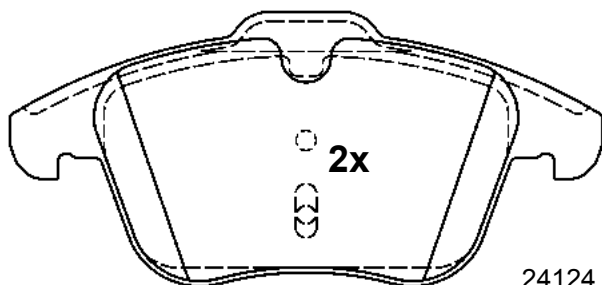
FORD, LAND ROVER, VOLVO



2x

24123 20,3

155,1 x 66,6 x 20,3



2x

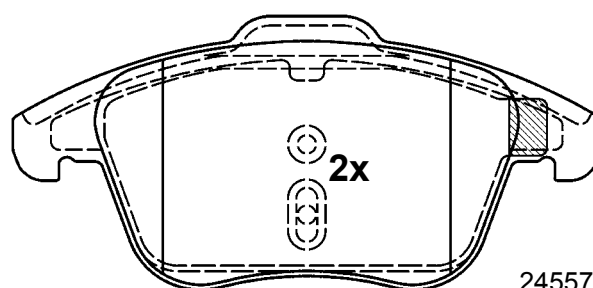
24124 19,3

156,3 x 72,0 x 19,3

13.0470-7230.2 LD7230 ATE Ceramic



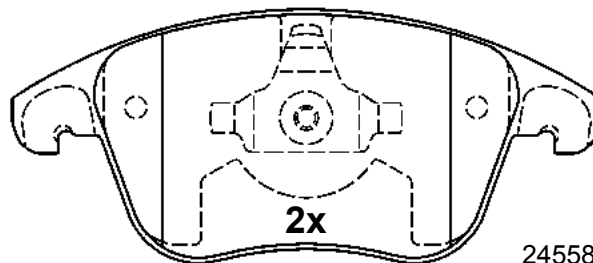
CITROEN, PEUGEOT



2x

24557 19,4

155,1 x 72,0 x 19,4



2x

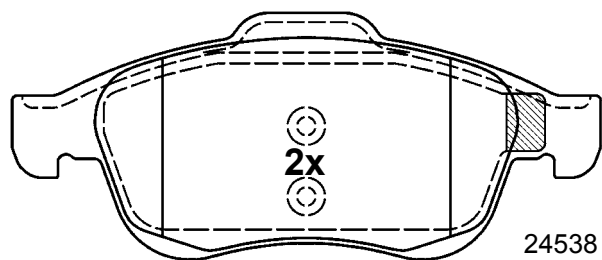
24558 18,7

155,1 x 66,6 x 18,7

13.0470-7229.2 LD7229 ATE Ceramic



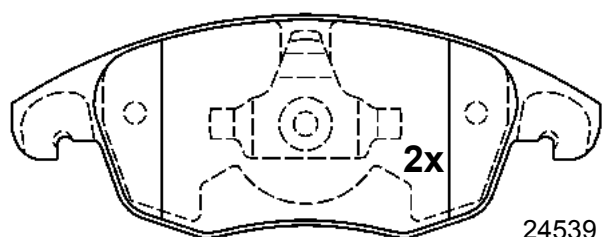
CITROEN, PEUGEOT



2x

24538 18,5

155,1 x 64,7 x 18,5



2x

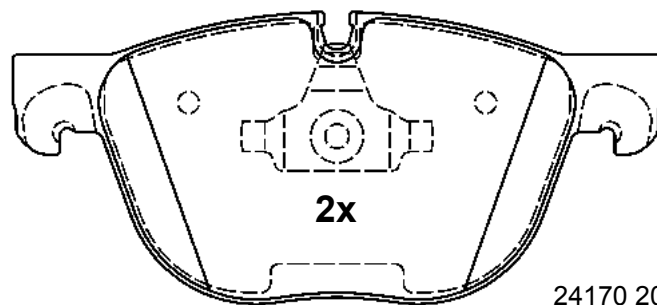
24539 18,5

155,1 x 58,3 x 18,5

13.0470-7231.2 LD7231 ATE Ceramic



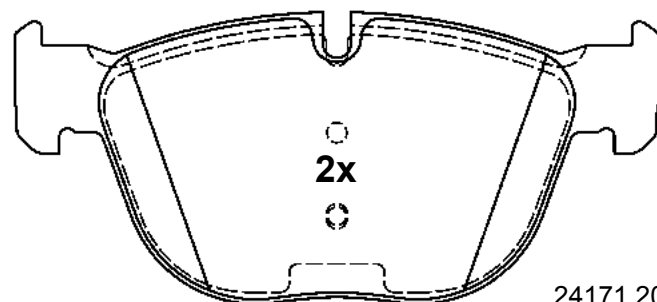
BMW



2x

24170 20,2

171,1 x 76,8 x 20,2



2x

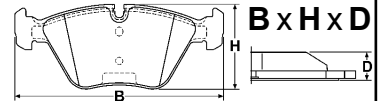
24171 20,9

170,2 x 76,8 x 20,9



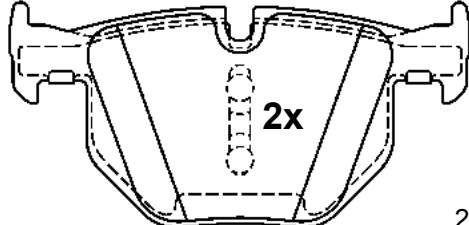
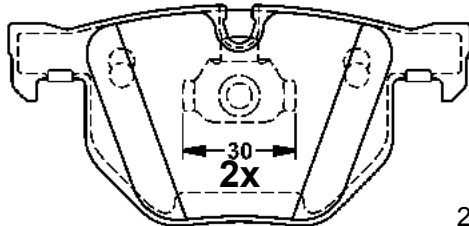


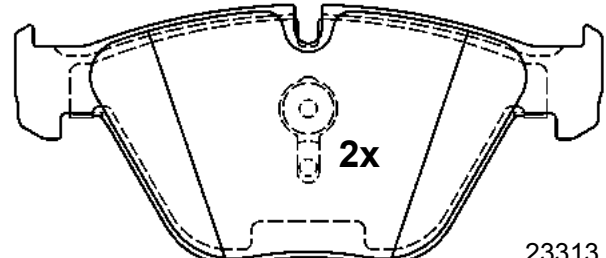
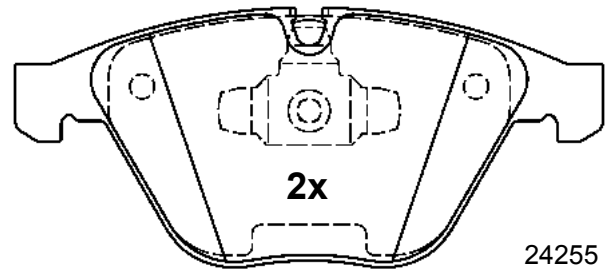


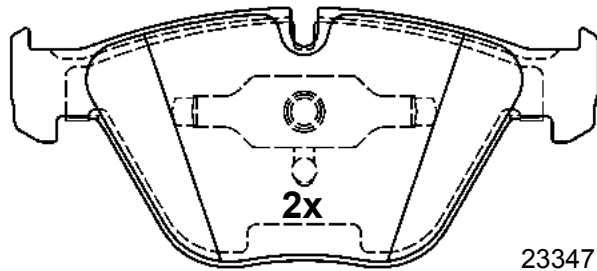
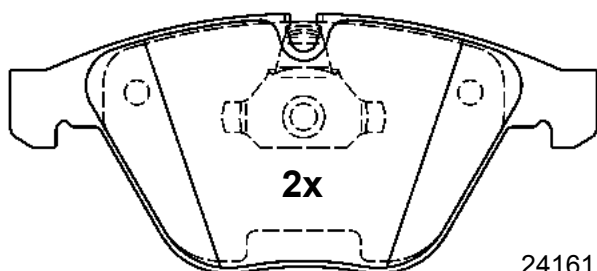


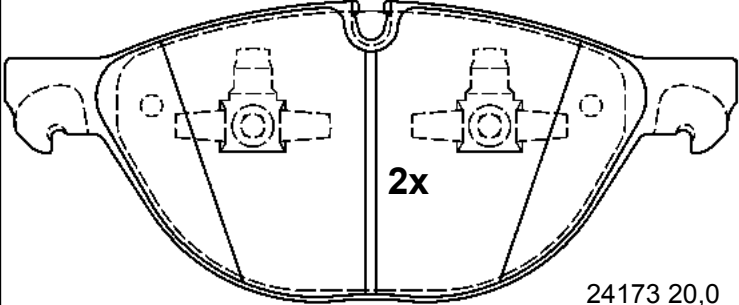
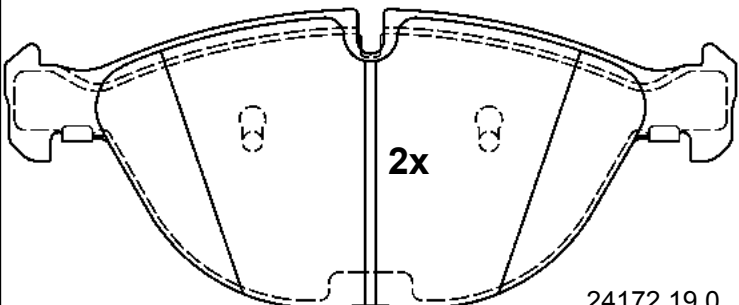
Abbildungen Scheibenbremsbeläge

Illustrations disc brake pads - Illustrazioni pastiglie freno -

Illustrations plaquettes de frein - Ilustraciones pastillas de freno



Maßstab - scale - scala - échelle - escala 1:2

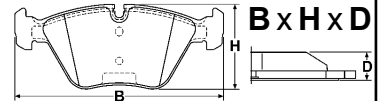
13.0470-7232.2 LD7232 ATE Ceramic	13.0470-7238.2 LD7238 ATE Ceramic
<div style="display: flex; justify-content: space-between;">   </div>  <p style="text-align: center;">2x</p> <p style="text-align: right;">21282 17,3</p> <p style="text-align: center;">121,8 x 59,2 x 17,3</p>  <p style="text-align: center;">2x</p> <p style="text-align: right;">23447 17,3</p> <p style="text-align: center;">121,8 x 57,8 x 17,3</p>	<div style="display: flex; justify-content: space-between;">   </div>  <p style="text-align: center;">2x</p> <p style="text-align: right;">23313 20,3</p>  <p style="text-align: center;">2x</p> <p style="text-align: right;">24255 20,3</p> <p style="text-align: center;">155,1 x 68,3 x 20,3</p>
13.0470-7237.2 LD7237 ATE Ceramic	13.0470-7239.2 LD7239 ATE Ceramic
<div style="display: flex; justify-content: space-between;">   </div>  <p style="text-align: center;">2x</p> <p style="text-align: right;">23347 20,3</p>  <p style="text-align: center;">2x</p> <p style="text-align: right;">24161 20,3</p> <p style="text-align: center;">155,1 x 68,3 x 20,3</p>	<div style="display: flex; justify-content: space-between;">   </div>  <p style="text-align: center;">2x</p> <p style="text-align: right;">24173 20,0</p> <p style="text-align: center;">193,0 x 79,0 x 20,0</p>  <p style="text-align: center;">2x</p> <p style="text-align: right;">24172 19,0</p> <p style="text-align: center;">193,0 x 79,0 x 19,0</p>



Abbildungen Scheibenbremsbeläge

Illustrations disc brake pads - Illustrazioni pastiglie freno -

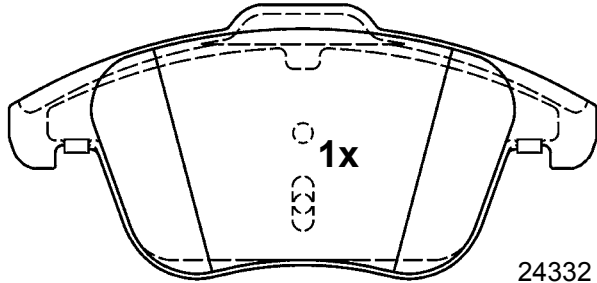
Illustrations plaquettes de frein - Ilustraciones pastillas de freno



Maßstab - scale - scala - échelle - escala 1:2

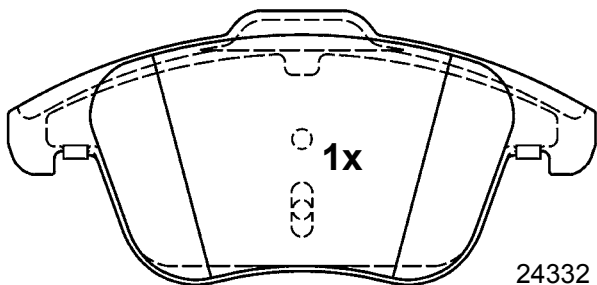
13.0470-7242.2 LD7242 ATE Ceramic

AUDI, SEAT, VOLKSWAGEN



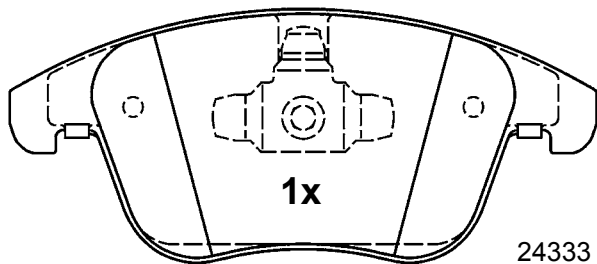
155,1 x 72,0 x 19,8

24332 19,8



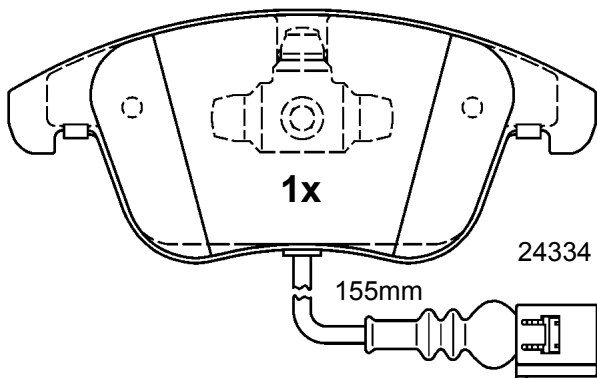
155,1 x 72,0 x 19,8

24332 19,8



155,1 x 67,0 x 21,3

24333 21,3

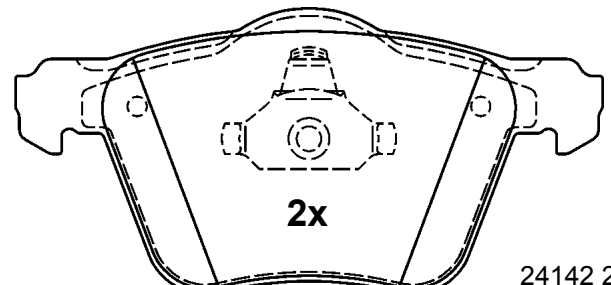


155,1 x 67,0 x 21,3

24334 21,3

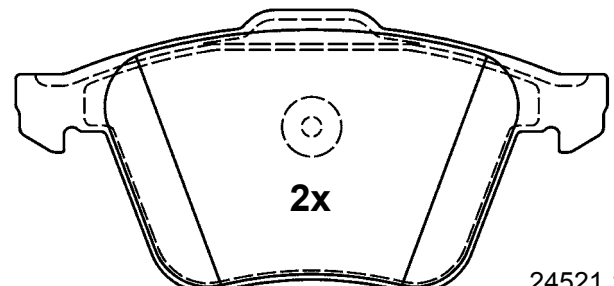
13.0470-7243.2 LD7243 ATE Ceramic

FORD, VOLVO



155,1 x 75,3 x 20,6

24142 20,6

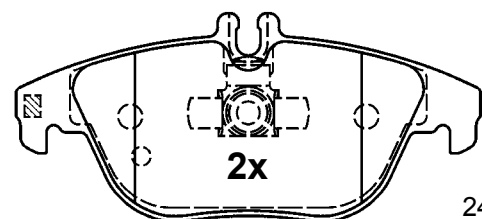


156,4 x 74,3 x 19,1

24521 19,1

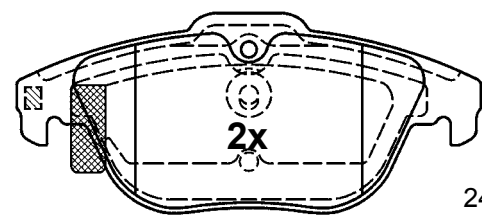
13.0470-7244.2 LD7244 ATE Ceramic

MERCEDES BENZ



122,5 x 54,4 x 17,8

24253 17,8



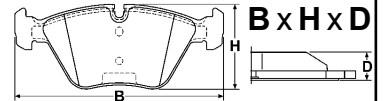
122,5 x 52,3 x 18,0

24254 18,0

Abbildungen Scheibenbremsbeläge

Illustrations disc brake pads - Illustrazioni pastiglie freno -

Illustrations plaquettes de frein - Ilustraciones pastillas de freno



Maßstab - scale - scala - échelle - escala 1:2

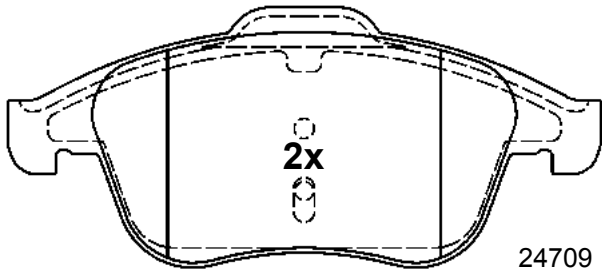
13.0470-7249.2 LD7249 ATE Ceramic



RENAULT



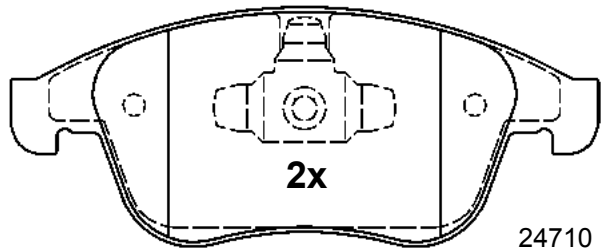
ATE



2x

24709 18,6

156,3 x 68,3 x 18,6



2x

24710 18,6

155,1 x 63,0 x 18,6

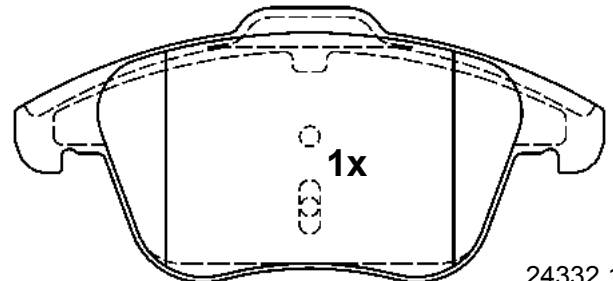
13.0470-7252.2 LD7252 ATE Ceramic



CITROEN, PEUGEOT



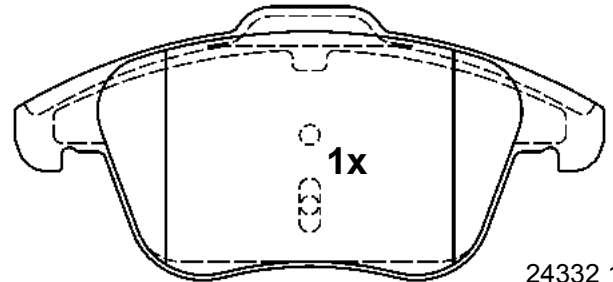
ATE



1x

24332 18,3

155,1 x 72,0 x 18,3



1x

24332 18,3

155,1 x 72,0 x 18,3

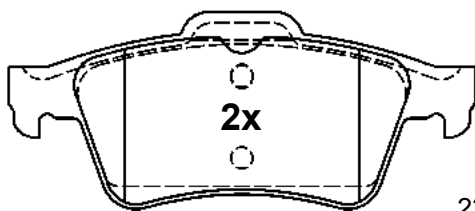
13.0470-7251.2 LD7251 ATE Ceramic



RENAULT

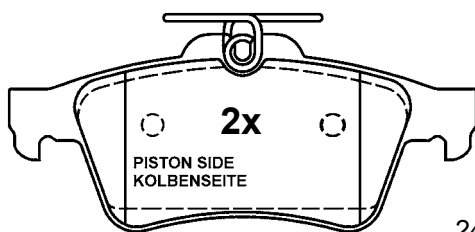


ATE



2x

23482 15,8

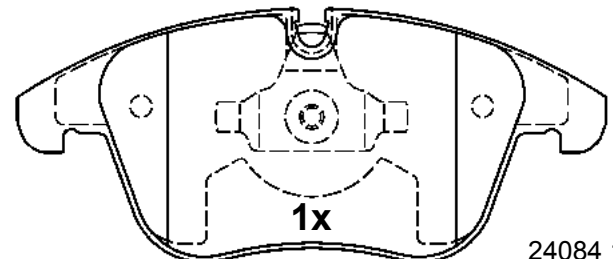


2x

PISTON SIDE
KOLBENSEITE

24137 15,8

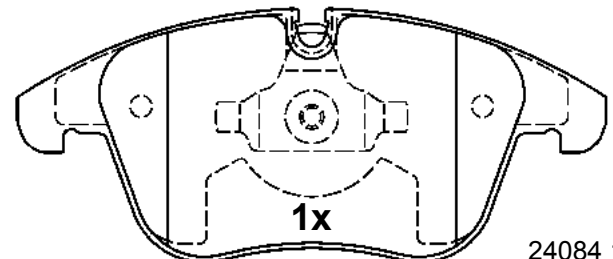
123,0 x 52,0 x 15,8



1x

24084 19,3

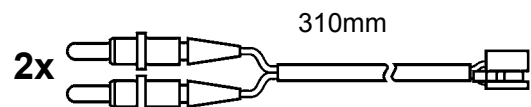
155,2 x 66,5 x 19,3



1x

24084 19,3

155,2 x 66,5 x 19,3



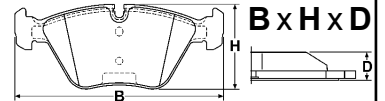
310mm

2x

Abbildungen Scheibenbremsbeläge

Illustrations disc brake pads - Illustrazioni pastiglie freno -

Illustrations plaquettes de frein - Ilustraciones pastillas de freno

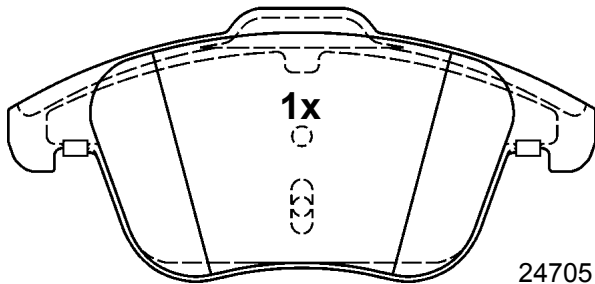


Maßstab - scale - scala - échelle - escala 1:2

13.0470-7256.2 LD7256 ATE Ceramic

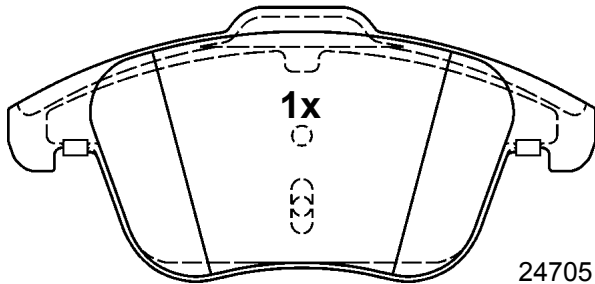


AUDI



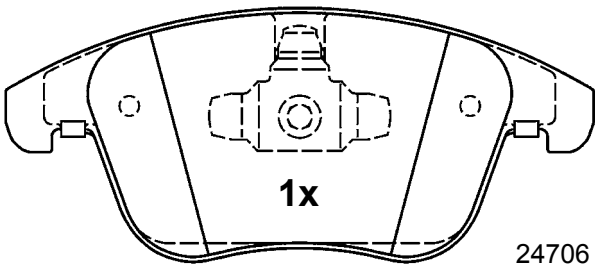
24705 19,8

155,1 x 72,0 x 19,8



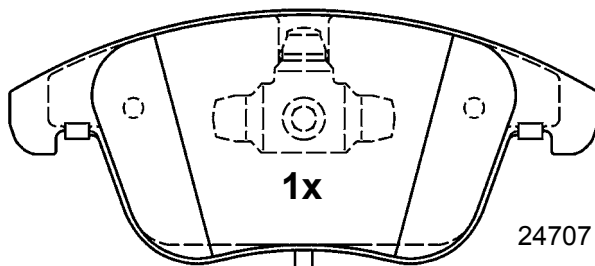
24705 19,8

155,1 x 72,0 x 19,8



24706 21,3

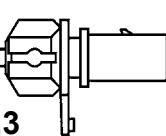
155,1 x 67,0 x 21,3



24707 21,3

155,1 x 67,0 x 21,3

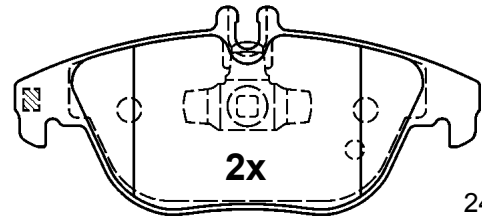
281mm



13.0470-7257.2 LD7257 ATE Ceramic

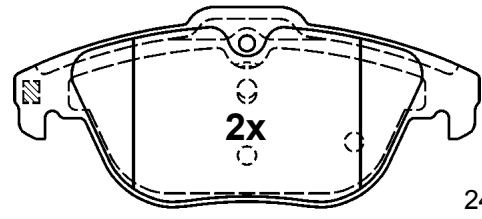


MERCEDES BENZ



24253 18,0

122,5 x 54,4 x 18,0



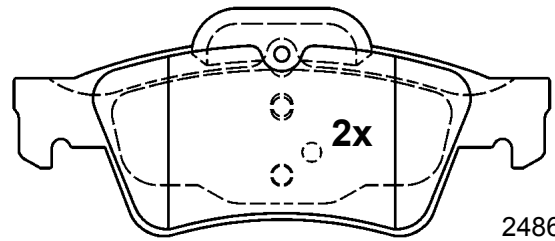
24254 18,0

122,5 x 52,3 x 18,0

13.0470-7259.2 LD7259 ATE Ceramic

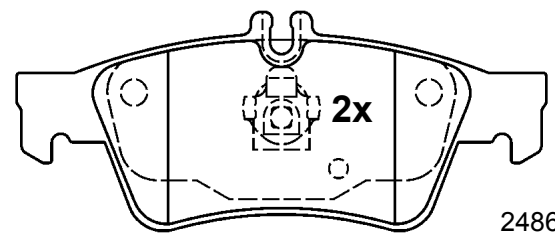


MERCEDES BENZ



24862 16,7

141,1 x 59,6 x 16,7



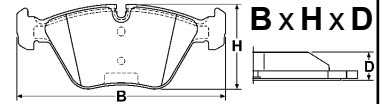
24863 16,7

139,8 x 57,5 x 16,7

Abbildungen Scheibenbremsbeläge

Illustrations disc brake pads - Illustrazioni pastiglie freno -

Illustrations plaquettes de frein - Ilustraciones pastillas de freno



Maßstab - scale - scala - échelle - escala 1:2

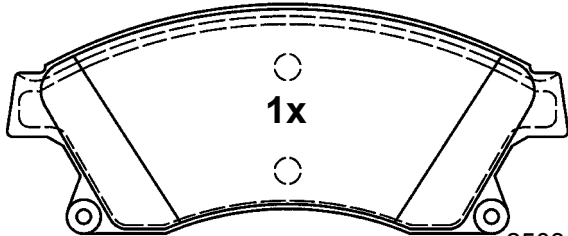
13.0470-7262.2 LD7262 ATE Ceramic



CHEVROLET, OPEL, VAUXHALL

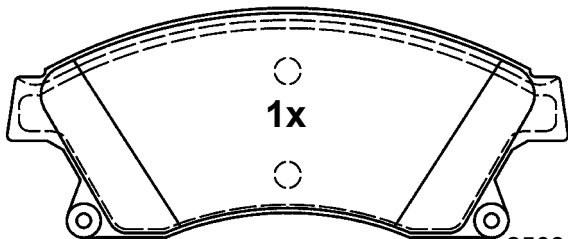


ATE



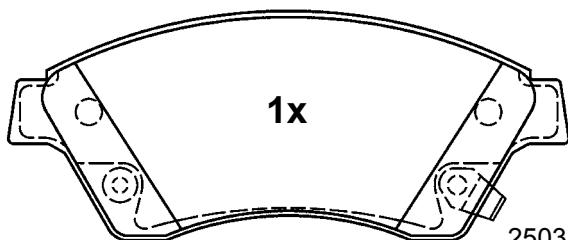
1x

25031 19,1



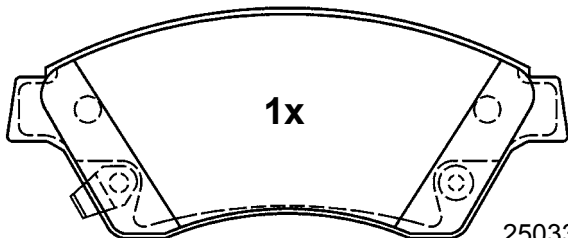
1x

25031 19,1



1x

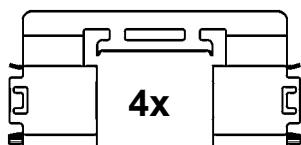
25032 19,1



1x

25033 19,1

148,2 x 60,1 x 19,1



4x

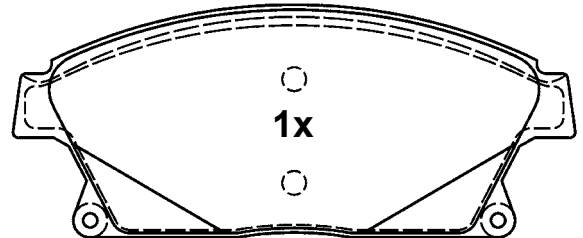
13.0470-7263.2 LD7263 ATE Ceramic



CHEVROLET, OPEL, VAUXHALL

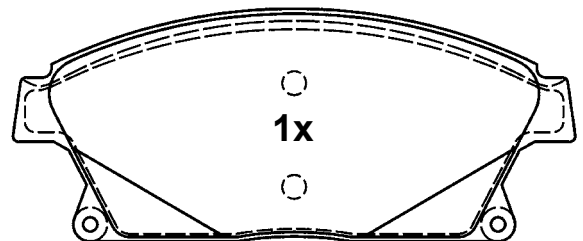


ATE



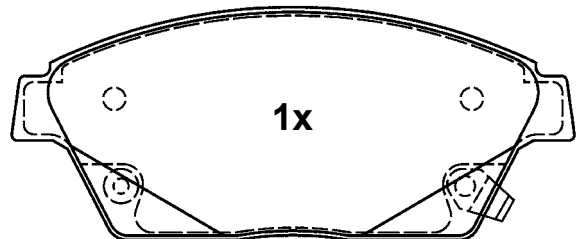
1x

25034 19,1



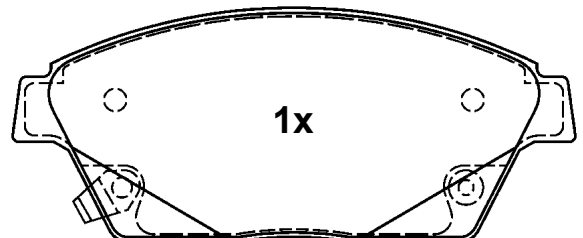
1x

25034 19,1



1x

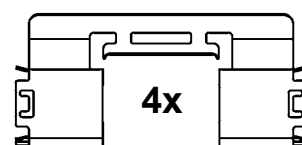
25035 19,1



1x

25036 19,1

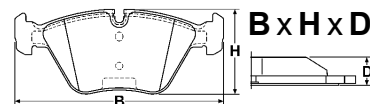
148,2 x 61,1 x 19,1





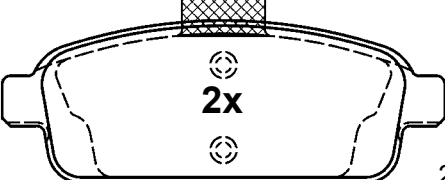
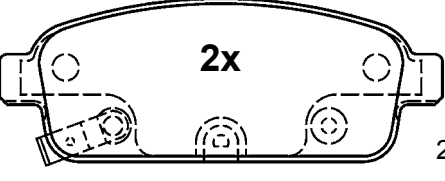



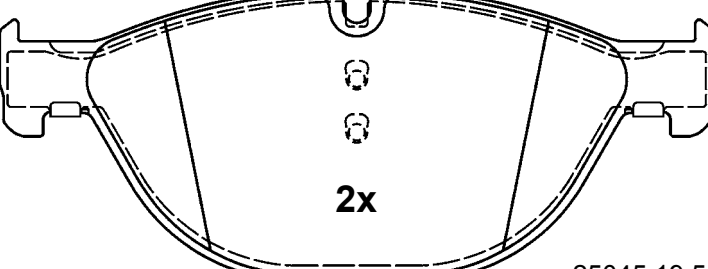
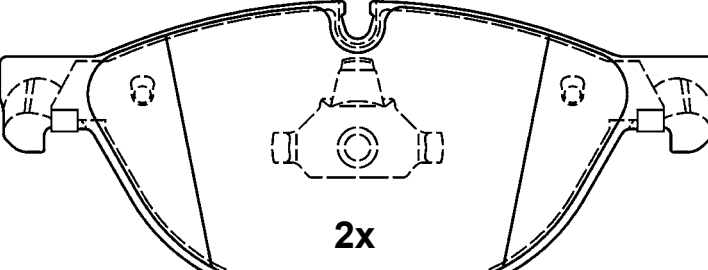


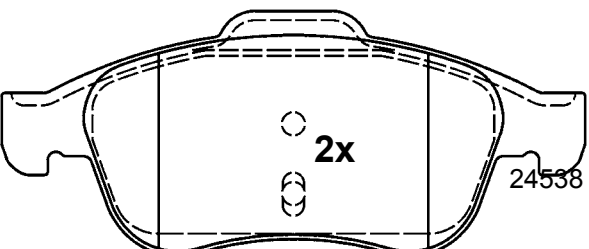
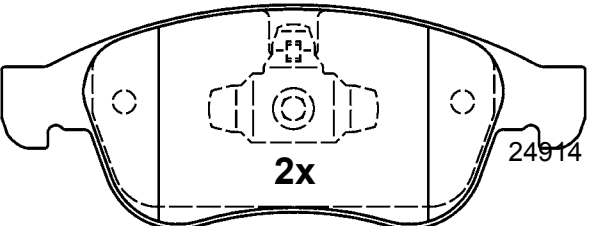


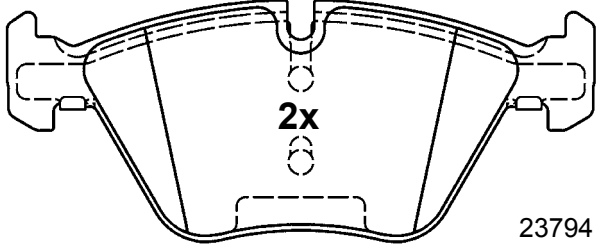
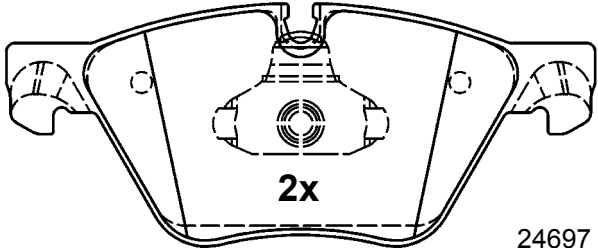
4x

Abbildungen Scheibenbremsbeläge

Illustrations disc brake pads - Illustrazioni pastiglie freno -
Illustrations plaquettes de frein - Ilustraciones pastillas de freno



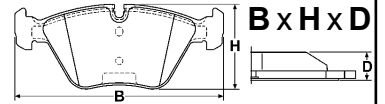
Maßstab - scale - scala - échelle - escala 1:2

13.0470-7264.2 LD7264 ATE Ceramic	13.0470-7267.2 LD7267 ATE Ceramic
<p> CHEVROLET, OPEL, VAUXHAL </p> <p> 2x 25096 17,0</p> <p> 2x 25098 17,0</p> <p>116,5 x 42,7 x 17,0</p> <p> 4x</p>	<p> BMW </p> <p> 2x 25045 19,5</p> <p>192,2 x 79,2 x 19,5</p> <p> 2x 25046 18,5</p> <p>193,0 x 79,2 x 18,5</p>
13.0470-7266.2 LD7266 ATE Ceramic	13.0470-7268.2 LD7268 ATE Ceramic
<p> DACIA, RENAULT </p> <p> 2x 24538 17,9</p> <p>155,1 x 64,7 x 17,9</p> <p> 2x 24914 17,9</p> <p>155,1 x 59,4 x 17,9</p>	<p> BMW </p> <p> 2x 23794 20,3</p> <p>154,6 x 63,5 x 20,3</p> <p> 2x 24697 19,3</p> <p>155,1 x 63,5 x 19,3</p>

Abbildungen Scheibenbremsbeläge

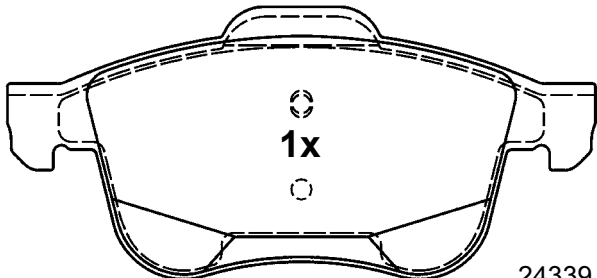
Illustrations disc brake pads - Illustrazioni pastiglie freno -

Illustrations plaquettes de frein - Ilustraciones pastillas de freno



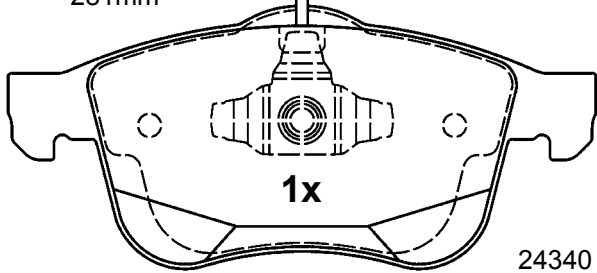
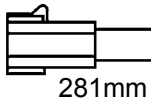
Maßstab - scale - scala - échelle - escala 1:2

13.0470-7269.2 LD7269 ATE Ceramic



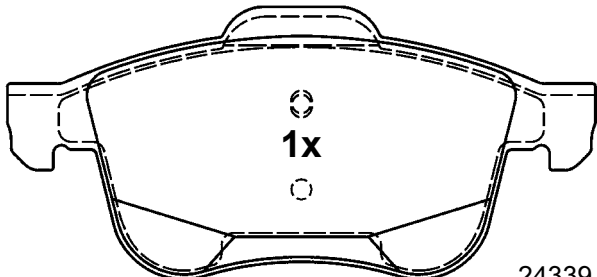
24339 19,5

155,1 x 71,5 x 19,5



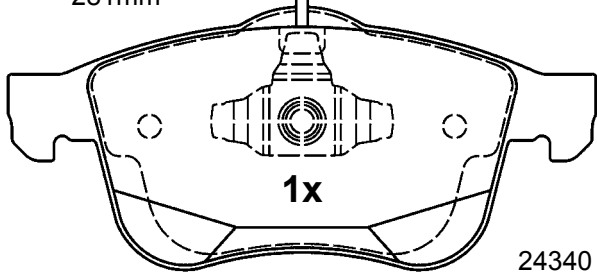
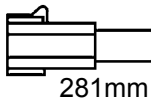
24340 19,5

155,1 x 69,0 x 19,5



24339 19,5

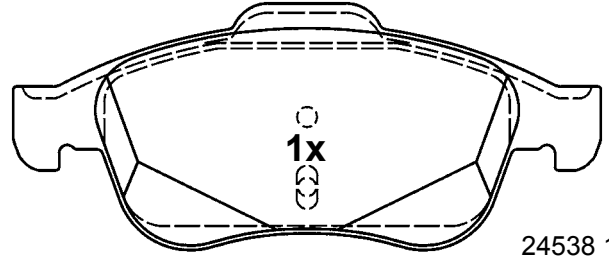
155,1 x 71,5 x 19,5



24340 19,5

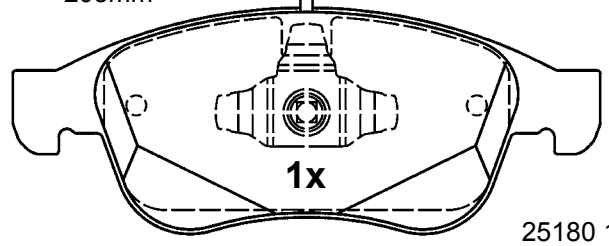
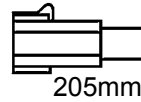
155,1 x 69,0 x 19,5

13.0470-7273.2 LD7273 ATE Ceramic



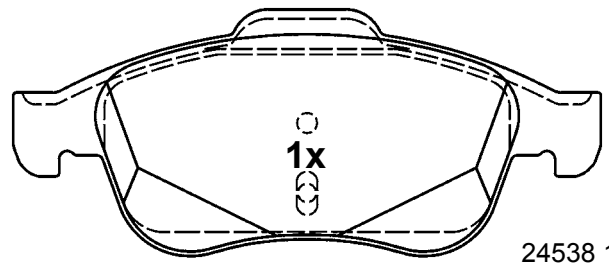
24538 19,4

155,1 x 64,7 x 19,4



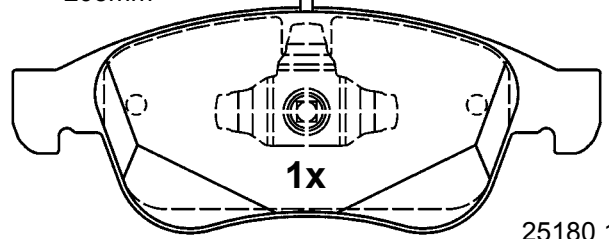
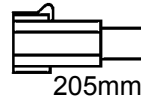
25180 19,0

155,1 x 59,4 x 19,0



24538 19,4

155,1 x 64,7 x 19,4



25180 19,0

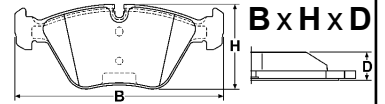
155,1 x 59,4 x 19,0



Abbildungen Scheibenbremsbeläge

Illustrations disc brake pads - Illustrazioni pastiglie freno -

Illustrations plaquettes de frein - Ilustraciones pastillas de freno

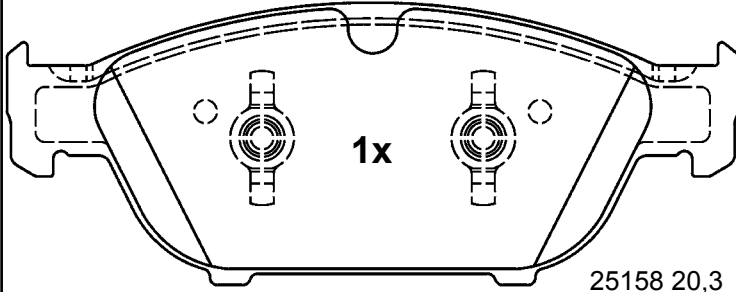


Maßstab - scale - scala - échelle - escala 1:2

13.0470-7280.2 LD7280 ATE Ceramic



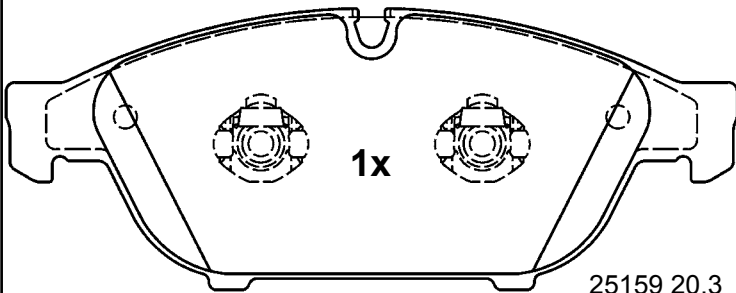
AUDI



1x

25158 20,3

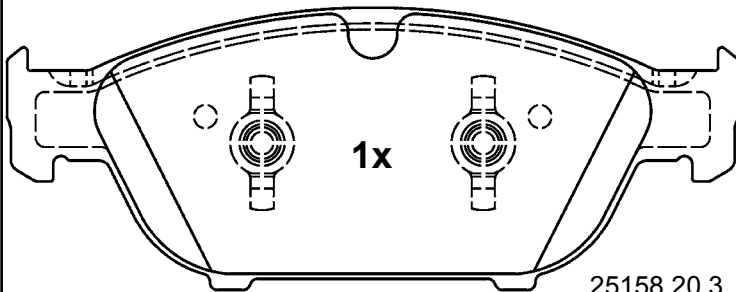
193,0 x 74,0 x 20,3



1x

25159 20,3

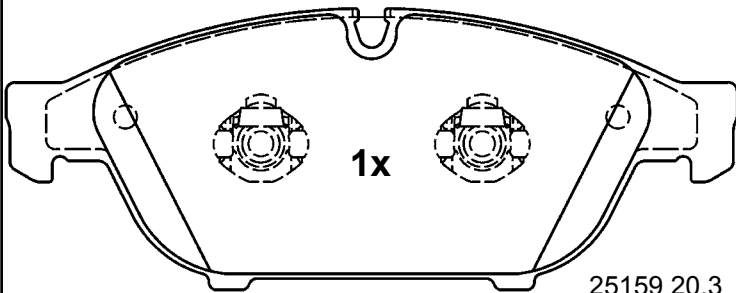
193,0 x 74,0 x 20,3



1x

25158 20,3

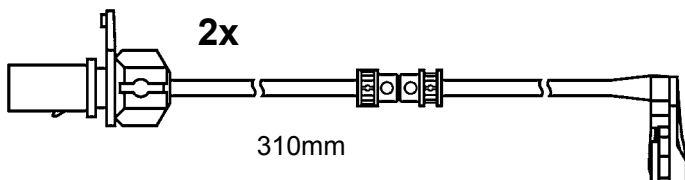
193,0 x 74,0 x 20,3



1x

25159 20,3

193,0 x 74,0 x 20,3



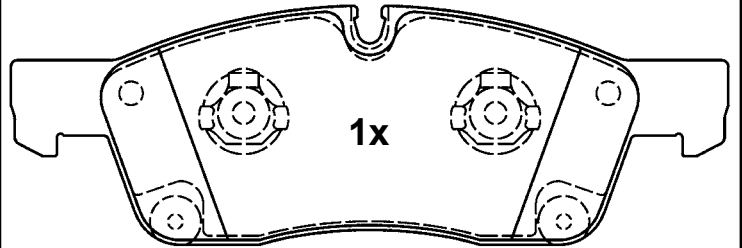
2x

310mm

13.0470-7282.2 LD7282 ATE Ceramic

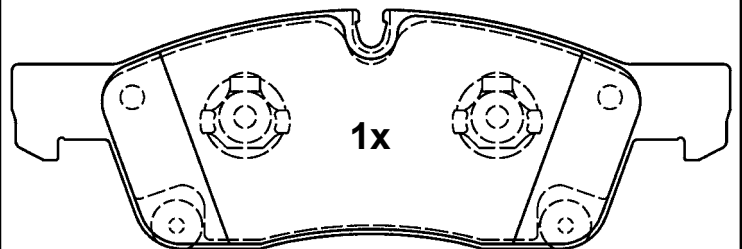


JEEP,
MERCEDES BENZ



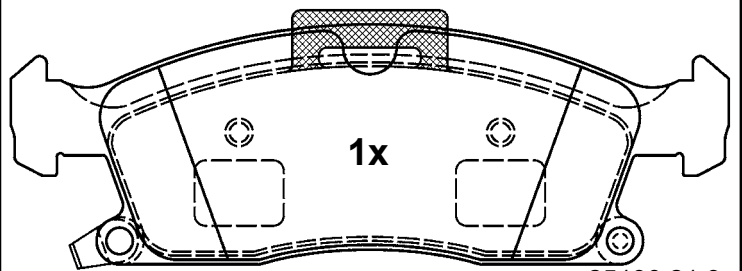
1x

25192 21,3



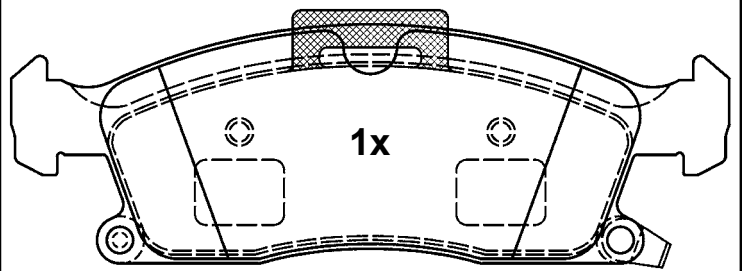
1x

25192 21,3



1x

25190 21,3



1x

25191 21,3

193,1 x 64,1 x 21,3

ATE – A Trademark of the Continental Corporation

Continental Aftermarket GmbH

Guerickestraße 7 · D-60488 Frankfurt am Main · Germany
Tel. +49 (0) 69 7603-1 · Fax +49 (0) 69 761061

Continental Automotive Trading Italia Srl

Aftermarket ATE
Via Matteotti, 62 · I-20092 Cinisello Balsamo MI
Tel. +39 02 35680 388 · Fax +39 02 35680 325
www.ate-freni.it

Continental Automotive France SAS Département Rechange Indépendante

Aftermarket
Parc Ariane, Bâtiment Vénus
Rue Hélène Boucher · F-78280 Guyancourt
Tél. +33 (0)1 39 44 10 30 · Fax +33 (0)1 39 44 10 40
www.ate-freinage.fr

Continental Automotive Spain, S.A.

Aftermarket ATE
C/ Sepúlveda, 11 · E-28108 Alcobendas (Madrid)
Phone +34 (0)91 126 6934 · Fax +34 (0)91 657 2149
www.frenos-ate.es



www.ate.de
www.ate-brakes.com

